PARTS CATALOGUE
RESERVDELSKATALOG

780



VOLVO
Genuine Parts
PV 010 54758

NO 196002(GB /S)

VOLVO

EDITION 11-1991

CATALOGUE AMENDMENT
INFÖRDA ÄNDRINGAR

No. Nr	Inserted on Införd den	No. Nr	Inserted on Införd den	No. Nr	Inserted on Införd den
0	08-1985	7	03-1989		
1	08-1986	8	08-1989		
2	10-1986	9	03-1990		
3	04-1987	10	08-1990		
4	08-1987	11	11-1991		
5	02-1988				
6	08-1988				

Printed by Volvo Data AB, Sweden

Description Benämning	Catalogue group Kataloggrupp		Fiche No Fiche nr	Page No. Sid nr
CATALOGUE INDEX KATALOG INDEX	INDEX			4- 5
CATALOGUE INFORMATION KATALOGTEKNISK INFORMATION	0 0	???		9- 84
ENGINE MOTOR	2 0	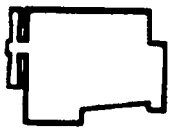		91- 353
ELECTRICAL SYSTEM ELSYSTEM	3 0			357- 575
POWER TRANSMISSION KRAFTÖVERFÖRING	4 0	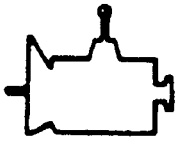		579- 715
BRAKES BROMS	5 0			719- 773
WHEEL SUSPENSION AND STEERING HJULUPPHÄNGNING, STYRNING	6 0	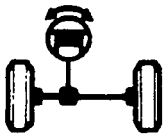		777- 821
SPRINGS AND WHEELS FJÄDRING OCH HJUL	7 0			825- 841
BODY AND INTERIOR KAROSS OCH INREDNING	8 0			845- 1053
	9 0			-

CATALOGUE INDEX

Group		Fiche No	Page
00	CATALOGUE INFORMATION		9
01	Foreword (GB)		9
02	Abbreviations (GB)		35
03	Numerical register		39
04	Register, new parts		75
05	Catalogue instructions		83
20	ENGINE		91
21	Engine		93
22	Lubricating system		167
23	Fuel system		183
25	Inlet system		223
26	Cooling system		287
27	Engine controls		309
28	Ignition and control systems		335
30	ELECTRICAL SYSTEM		357
31	Batteries		359
32	Alternator		373
33	Starter motor		399
35	Lighting		423
36	Other electrical equipment		445
37	Wiring and fuses		469
38	Instrumentation		525
39	Radio system		561
40	POWER TRANSMISSION		579
41	Clutch		581
43	Gearbox		597
45	Propeller shaft		685
46	Rear axle		693
50	BRAKES		719
51	Wheel brake		721
52	Vacuum-hydraulic brakes		739
55	Parking brake		769
60	WHEEL SUSPENSION AND STEERING		777
61	Front suspension		779
64	Steering		789
65	Rear suspension		815
70	SPRINGS AND WHEELS		825
72	Springs and wheels		827
77	Wheel		839
80	BODY AND INTERIOR		845
81	Body frame		847
82	Front section		867
83	Doors and hatches		873
84	Exterior trim,		899
85	Interior trim		913
86	Bumpers		947
87	Heating and ventilation		961
88	Interior equipment		999
89	Other equipment		1029

KATALOG INDEX

Grupp INDEX
Sida 5

Grupp		Fiche nr	Sida
00	KATALOGTEKNISK INFORMATION		9
01	Förord (S)		21
02	Förkortningar (S)		36
03	Nummerregister		39
04	Register, nya artiklar		75
05	Kataloginstruktion		83
20	MOTOR		91
21	Motor		93
22	Smörjsystem		167
23	Bränslesystem		183
25	Inloppssystem		223
26	Kylsystem		287
27	Motorreglage		309
28	Tänd- och reglersystem		335
30	ELSYSTEM		357
31	Batteri		359
32	Generator		373
33	Startmotor		399
35	Belysning		423
36	Övrig elektrisk utrustning		445
37	Ledningar och säkringar		469
38	Instrumentering		525
39	Radiosystem		561
40	KRAFTÖVERFÖRING		579
41	Koppling		581
43	Växellåda		597
45	Kardanaxel		685
46	Bakaxel		693
50	BROMS		719
51	Hjulbroms		721
52	Vakuumhydraliskt bromssystem		739
55	Parkeringsbroms		769
60	HJULUPPHÄNGNING, STYRNING		777
61	Framhjulsupphängning		779
64	Styrning		789
65	Bakhjulsupphängning		815
70	FJÄDRING OCH HJUL		825
72	Fjädring och hjul		827
77	Hjul		839
80	KAROSS OCH INREDNING		845
81	Karosseristomme		847
82	Framparti		867
83	Dörrar och luckor		873
84	Yttre prydnadsdetaljer,		899
85	Inredning		913
86	Stötfångare		947
87	Klimatanläggning		961
88	Invändig utrustning		999
89	Övrig utrustning		1029



CATALOGUE INFORMATION

		Page
01	Foreword (GB)	9
02	Abbreviations (GB)	35
03	Numerical register	39
04	Register, new parts	75
05	Catalogue instructions	83

KATALOGTEKNISK INFORMATION

		Sida
01	Förord (S)	21
02	Förkortningar (S)	36
03	Nummerregister	39
04	Register, nya artiklar	75
05	Kataloginstruktion	83

FOREWORD (GB) / FÖRORD (S)

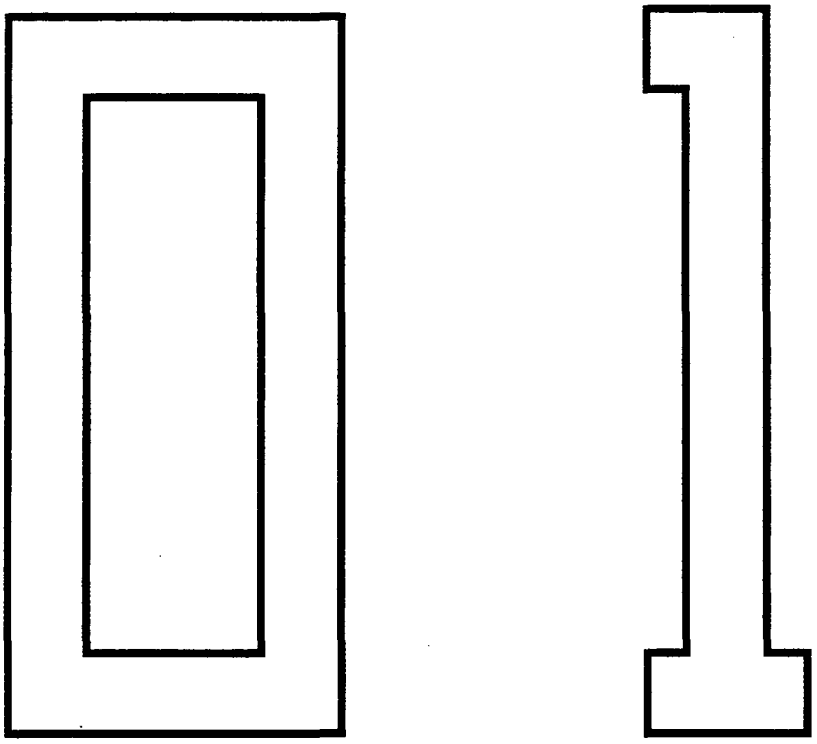

Parts for the Volvo 780 are listed in this catalogue.
For the USA and Canada markets, see separate catalogue.

PRODUCT PLATES

Placing and code keys for those product plates which contain important information for ordering parts are illustrated in the following pages.

ABBREVIATIONS

Explanation of the abbreviations used in the catalogue are to be found in Group 02.

CHASSIS NUMBER

The first chassis number for each model year is as follows:

1986	1987	1988	1989
780 CH 1-1199	780 CH 1200-	780 CH 4000-	780 CH 6500- EXC (S) 780 CH 7509- (S)

1990	1991
780 CH 9000-	780 CH 11300-

The Parts catalogue for the 780 can be ordered from
Volvo Group Support AB
Publication Stores
SA A 5520
S-405 05 Göteborg, Sweden
Order number:

Language	Paper	Fiche
English/Swedish	196002	196003
German/French	-	196005
Spanish/English	-	212829

**Volvo Car Corporation, Parts
Dept. 57540, VAK HA1N
S-405 08 Göteborg, Sweden
Tel: 46 - 31662538**

FOREWORD (GB)


1

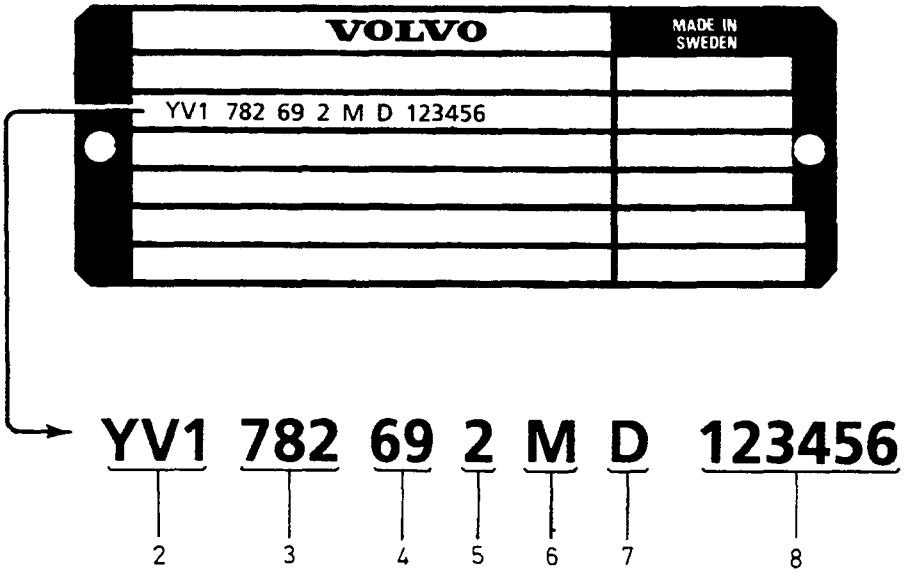
VOLVO
MADE IN SWEDEN
YV1 782 69 2 M D 123456
YV1 782 69 2 M D 123456
2 3 4 5 6 7 8

Product plate, left hand side

Key for product plate's right hand side, see pages 12 and 14

1. Product plate, location

2. (Manufacturer code)

3. Vehicle type

4. Engine type

.26 = B200ET
.28 = B204GT
.68 = B280E
.69 = B280F
.75 = D24TIC

5. Gear box:

.2 = M46 4-speed manual with overdrive
.7 = AW70/71 4-speed automatic without lockup

6. Model year

.G = 1986
.H = 1987
.J = 1988
.K = 1989
.L = 1990
.M = 1991

7. (Works code)

8. Chassis number

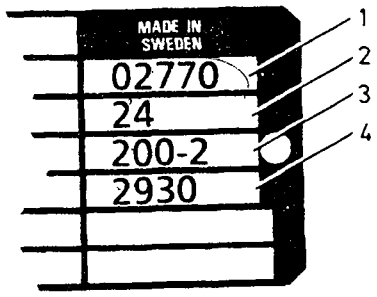

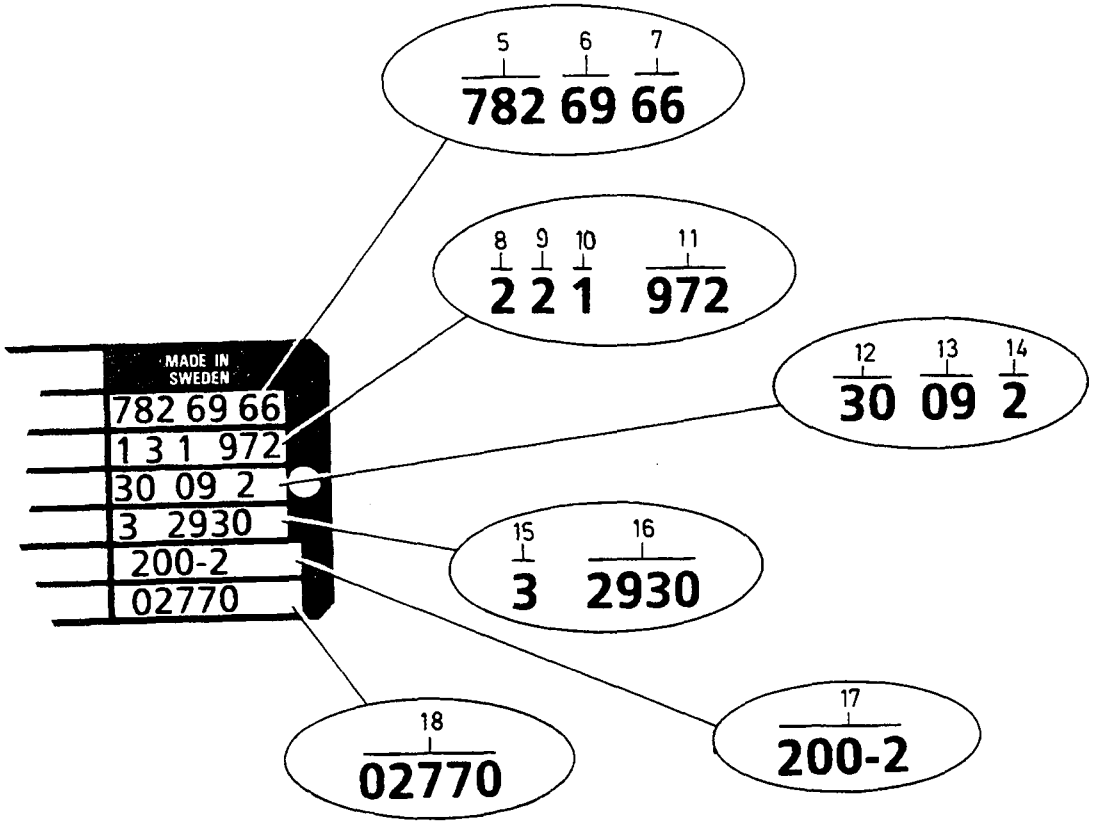

VOLVO
Genuine Parts
PV 011 55085

Product plate, right hand side

CH -8999

1. Special vehicle number

2. Market code

3. Colour code, suffix not stated in catalogue

4. Interior fitting code

CH 9000 -APP 10000

5. Vehicle type

6. Engine type

.26 = B200ET
.28 = B204GT
.68 = B280E
.69 = B280F
.75 = D24TIC

7. Equipment level

8. Body

.2 = with sunroof

9. Gear box

.2 = M46 4-speed manual with overdrive
.7 = AW70/71 4-speed automatic without lockup

10. Steering whseel location

.1 = Left hand drive

11. Chassi type

12. Market code

13. Emission

14. Steering mechanism

.2 = Cam Gear

15. Brakes

.3 = DBA front, ATE rear
.5 = DBA front, Girling rear

16. Interior fitting code

17. Colour code, suffix not stated in catalogue

18. Special vehicle number

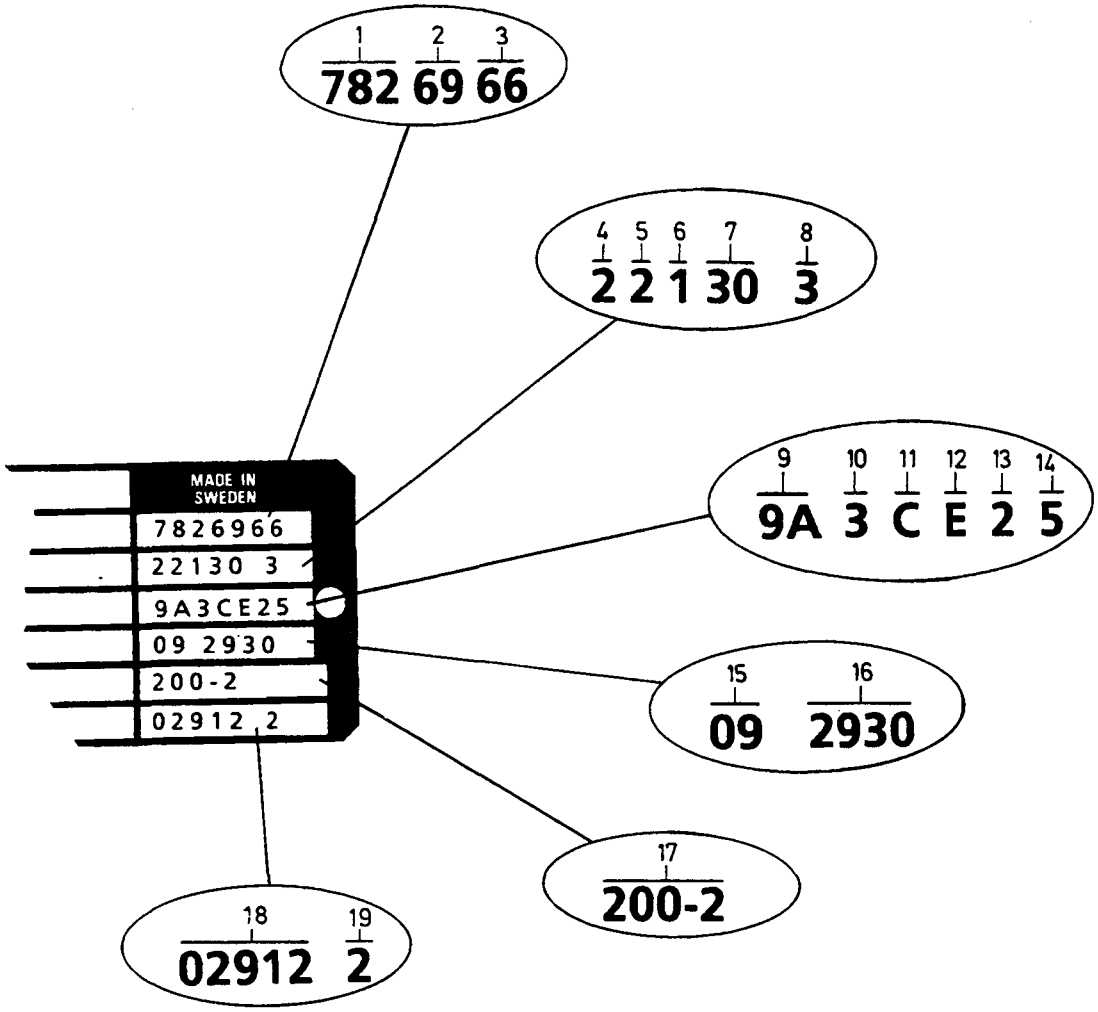
1 2 3
782 69 66
4 5 6 7 8
2 2 1 30 3
9 10 11 12 13 14
9A 3 C E 2 5
15 16
09 2930
17
200-2
18 19
02912 2
MADE IN SWEDEN
7826966
22130 3
9A3CE25
09 2930
200-2
02912 2

Product plate, right hand side

CH APP 10000-

1. Vehicle type

2. Engine type

.26 = B200ET
.28 = B204GT
.68 = B280E
.69 = B280F
.75 = D24TIC

3. Equipment level

4. Body

.2 = with sunroof

5. Gear box

.2 = M46 4-speed manual with overdrive
.7 = AW70/71 4-speed automatic without lockup

6. Steering wheel location

.1 = Left hand drive

7. Market code

8. Brakes

.3 = DBA front, ATE rear
.5 = DBA front, Girling rear

9. Spring strut

10. Anti-roll bar, front

11. Shock absorber, rear

12. Rear spring

13. Anti-roll bar, rear

14. Bump rubber

15. Emission

16. Interior fitting code

17. Colour code, suffix not stated in catalogue

18. Special vehicle number

19. Steering mechanism

.2 = CAM GEAR

FOREWORD (GB)

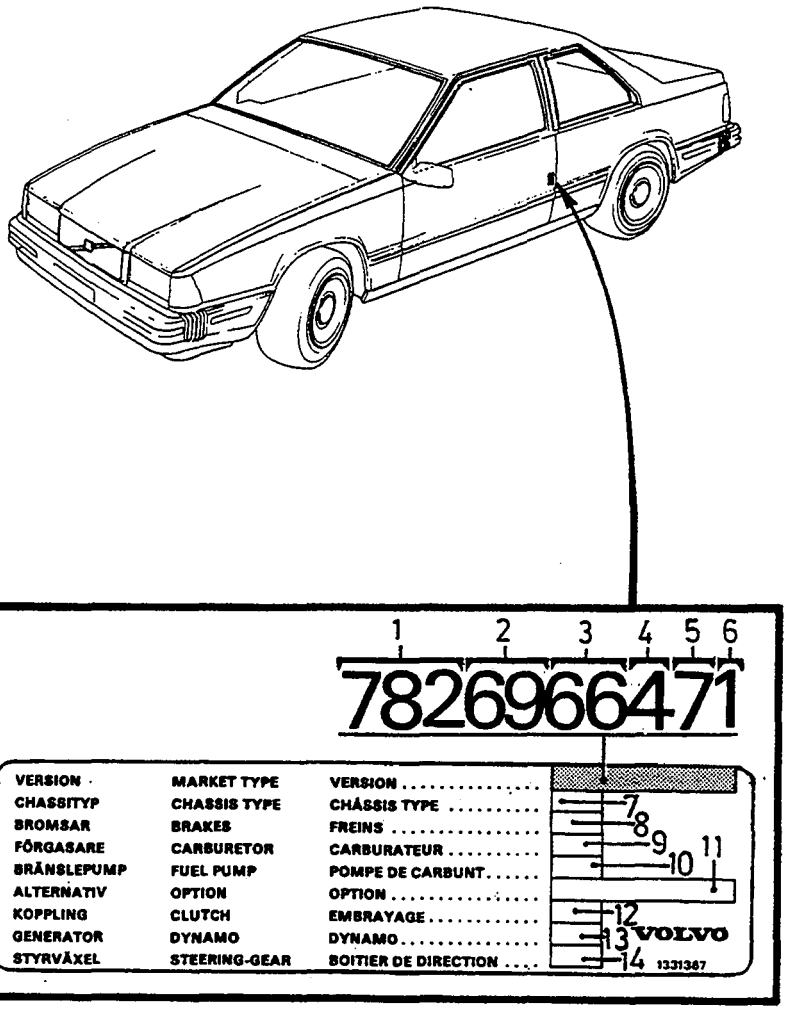

VOLVO
Genuine Parts
PV 011 48292

Service label -1989

1. Vehicle type

2. Engine type

.26 = B200ET
.28 = B204GT
.68 = B280E
.69 = B280F
.75 = D24TIC

3. Equipment level

4. Body

.4 = med taklucka

5. Gear box

.2 = M46 4-speed manual with overdrive
.7 = AW71 4-speed automatic without lockup

6. Steering wheel location

.1 = left hand drive

7. Chassi type

8. Brakes

.3 = DBA front, ATE rear
.5 = DBA front, Girling rear

9. (Carburettor)

10. Fuel pump

.2 = Bosch

11. Option

12. Clutch

.2 = Fichtel/Sachs

13. Alternator

.1 = Bosch

14. Steering mechanism

.2 = Cam Gear

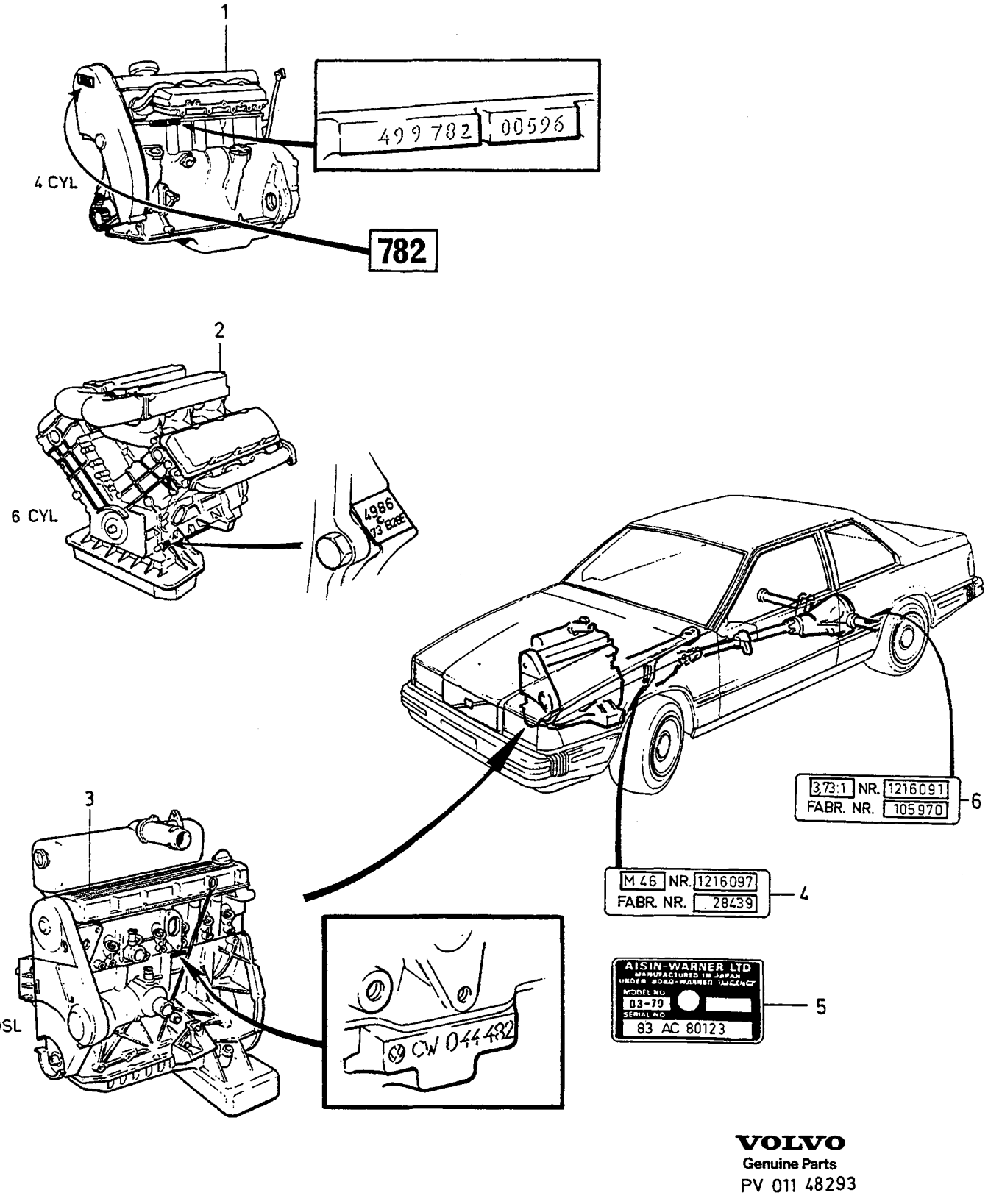
1
499 782
00596
4 CYL
782
2
6 CYL
4986
73 BORE
3,73:1 NR. 1216091
FABR. NR. 105970
6
3
M 46 NR. 1216097
FABR. NR. 28439
4
AISIN-WARNER LTD
MODEL NO
03-70
SERIAL NO
83 AC 80123
5
DSL
CW 044482

Plates on engine, gear box, rear axle

Engine

Type designation, part number, serial number

Position

.1) 4CYL, stamped on left-hand side of cylinder block. Decal on timing gear casing.

.2) 6CYL, on plate in front of oil filter

.3) DSL, stamped on cylinder block, under the vacuum pump

Gear box

Type designation, part number, serial number

Position

.4) Manual gear box: On bottom of gear box

.5) Automatic gear box: On left hand side of gear box

Rear axle

Ratio, part number, serial number

Position:

.6) On halfshaft tube

FÖRORD (S)

Denna katalog upptar reservdelar för vår personvagn Volvo 780.
För marknaderna USA och Canada, se separat katalog.

SKYLTAR

Placering och kodnycklar för de skyltar som är väsentliga vid reservdelsbeställning är illustrerad på följande sidor.

FÖRKORTNINGAR

Förklaring till använda förkortningar i katalogen finns i Grupp 02.

CHASSINUMMER

Första chassinumret för varje årsmodell framgår av nedanstående tabell:

1986	1987	1988	1989
780 CH 1-1199	780 CH 1200-	780 CH 4000-	780 CH 6500- EXC (S) 780 CH 7509- (S)

1990	1991
780 CH 9000-	780 CH 11300-

Reservdelskatalog 780 kan beställas från
Volvo Group Support AB
Publikationsförrådet
SA A 5520
405 08 GÖTEBORG
under nummer

Språk	Papper	Fiche
Engelska/Svenska	196002	196003
Tyska/Franska	-	196005
Spanska/Engelska	-	212829

Volvo Personvagnar AB, Parts
Avd. 57540, VAK HA1N
405 08 Göteborg
Tel: 031-662538

FÖRORD (S)


1

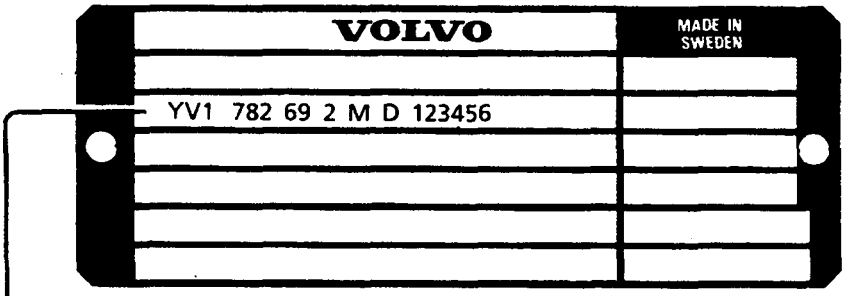
VOLVO
MADE IN SWEDEN
YV1 782 69 2 M D 123456

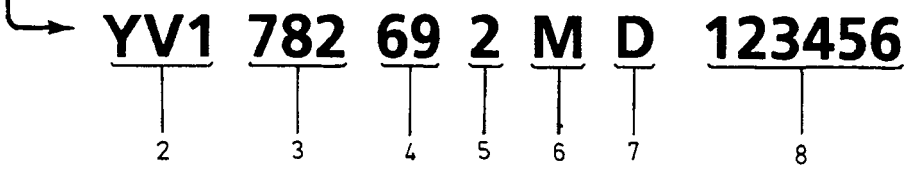
YV1 782 69 2 M D 123456
2
3
4
5
6
7
8

Produktskylt, vänstra delen

Kodnyckel för produktskyltens högra del, se sida 24 och 26

1. Produktskylt, placering

2. (Tillverkarkod)

3. Fordonstyp

4. Motortyp

.26 = B200ET
.28 = B204GT
.68 = B280E
.69 = B280F
.75 = D24TIC

5. Växellåda:

.2 = M46 4-växlad manuell med överväxel
.7 = AW71 4-stegs automat utan lockup

6. Årsmodellkod

.G = 1986
.H = 1987
.J = 1988
.K = 1989
.L = 1990
.M = 1991

7. (Fabrikskod)

8. Chassinummer

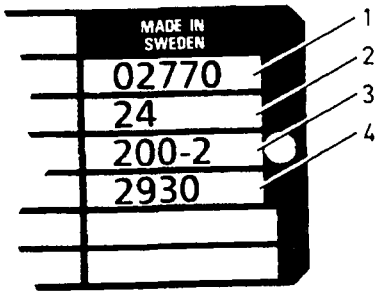
MADE IN SWEDEN
02770
24
200-2
2930
1
2
3
4

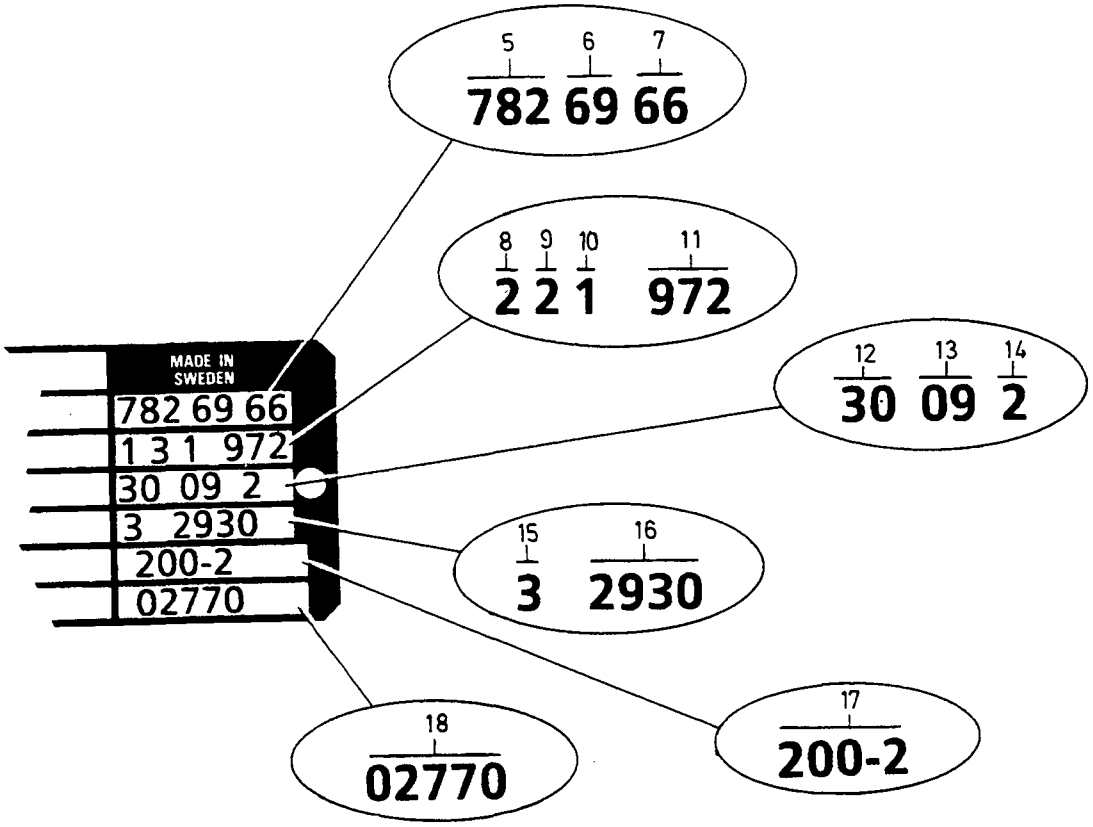
MADE IN SWEDEN
782 69 66
1 3 1 972
30 09 2
3 2930
200-2
02770
5 6 7
782 69 66
8 9 10 11
2 2 1 972
12 13 14
30 09 2
15 16
3 2930
17
200-2
18
02770

FÖRORD (S)

Grupp 01

Sida 25

Produktskylt, högra delen

CH -8999

1. Specialvagnsnummer

2. Marknadskod

3. Färgkod, suffix anges ej i katalog

4. Inredningskod

CH 9000 -APP 10000

5. Fordonstyp

6. Motortyp

.26 = B200ET
.28 = B204GT
.68 = B280E
.69 = B280F
.75 = D24TIC

7. Utrustningsnivå

8. Karossutförande

.2 = med taklucka

9. Växellåda

.2 = M46 4-växlad manuell med överväxel
.7 = AW70/71 4-stegs automat utan lock-up

10. Rattplacering

.1 = Vänsterstyrd

11. Chassityp

12. Marknadsföringskod

13. Emission

14. Styrväxel

.2 = Cam Gear

15. Bromsar

.3 = DBA fram, ATE bak
.5 = DBA fram, Girling bak

16. Inredningskod

17. Färgkod, suffix anges ej i katalog

18. Specialvagnsutförande

FÖRORD (S)

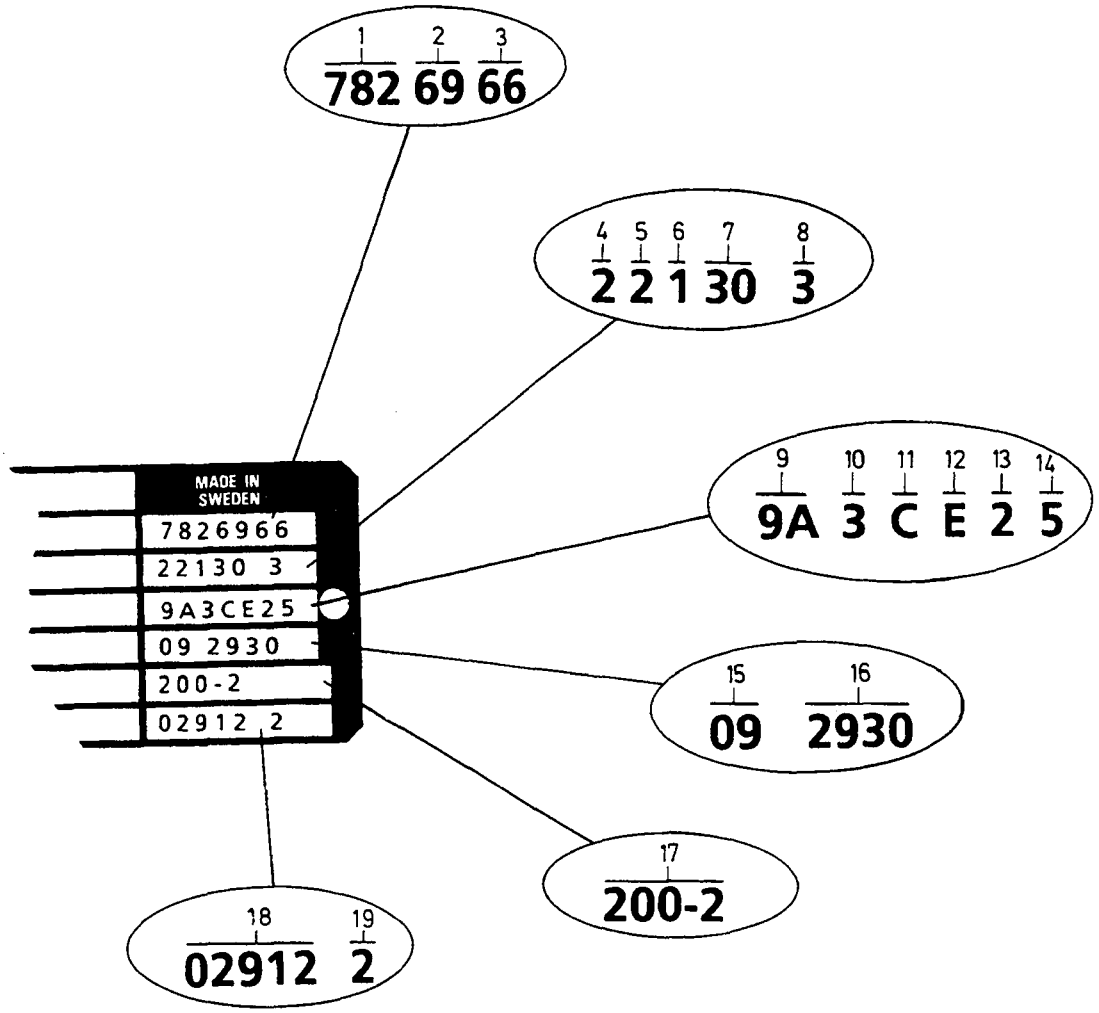
1 2 3
782 69 66
4 5 6 7 8
2 2 1 30 3
9 10 11 12 13 14
9A 3 C E 2 5
15 16
09 2930
17
200-2
18 19
02912 2
MADE IN SWEDEN
7826966
22130 3
9A3CE25
09 2930
200-2
02912 2

FÖRORD (S)

Produktskylt, högra delen

CH APP 10000-

1. Fordonstyp

2. Motortyp

.26 = B200ET
.28 = B204GT
.68 = B280E
.69 = B280F
.75 = D24TIC

3. Utrustningsnivå

4. Kaross

.2 = med taklucka

5. Växellåda

.2 = M46 4-växlad manuell med överväxel
.7 = AW70/71 4-stegs automat utan lockup

6. Rattplacering

.1 = Vänsterstyrd

7. Marknadsföringskod

8. Bromsar

.3 = DBA fram, ATE bak
.5 = DBA fram, Girling bak

9. Fjäderben

10. Krängningshämmare, främre

11. Stötdämpare, bakre

12. Bakfjäder

13. Krängningshämmare, bakre

14. Bumpgummi

15. Emission

16. Inredningskod

17. Färgkod, suffix anges ej i katalog

18. Specialvagnsnummer

19. Styrväxel

.2 = CAM GEAR

FÖRORD (S)

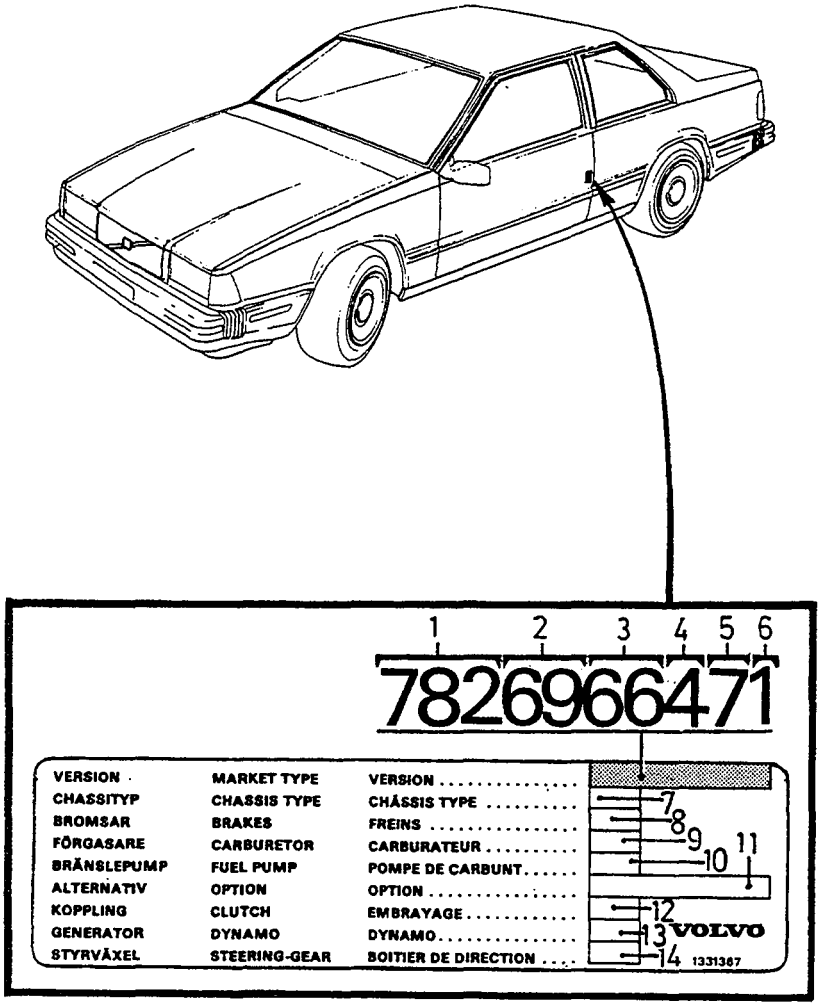

VOLVO
Genuine Parts
PV 011 48292

FÖRORD (S)

Serviceskylt -1989

1. Fordonstyp

2. Motortyp

.26 = B200ET
.28 = B204GT
.68 = B280E
.69 = B280F
.75 = D24TIC

3. Utrustningsnivå

4. Kaross

.4 = med taklucka

5. Växellåda

.2 = M46 4-växlad manuell med överväxel
.7 = AW71 4-stegs automat utan lockup

6. Rattplacering

.1 = Vänsterstyrd

7. Chassityp

8. Bromsar

.3 = DBA fram, ATE bak
.5 = DBA fram, Girling bak

9. (Förgasare)

10. Bränslepump

.2 = Bosch

11. Option

12. Koppling

.2 = Fichtel/Sachs

13. Generator

.1 = Bosch

14. Styrväxel

.2 = Cam Gear

FÖRORD (S)

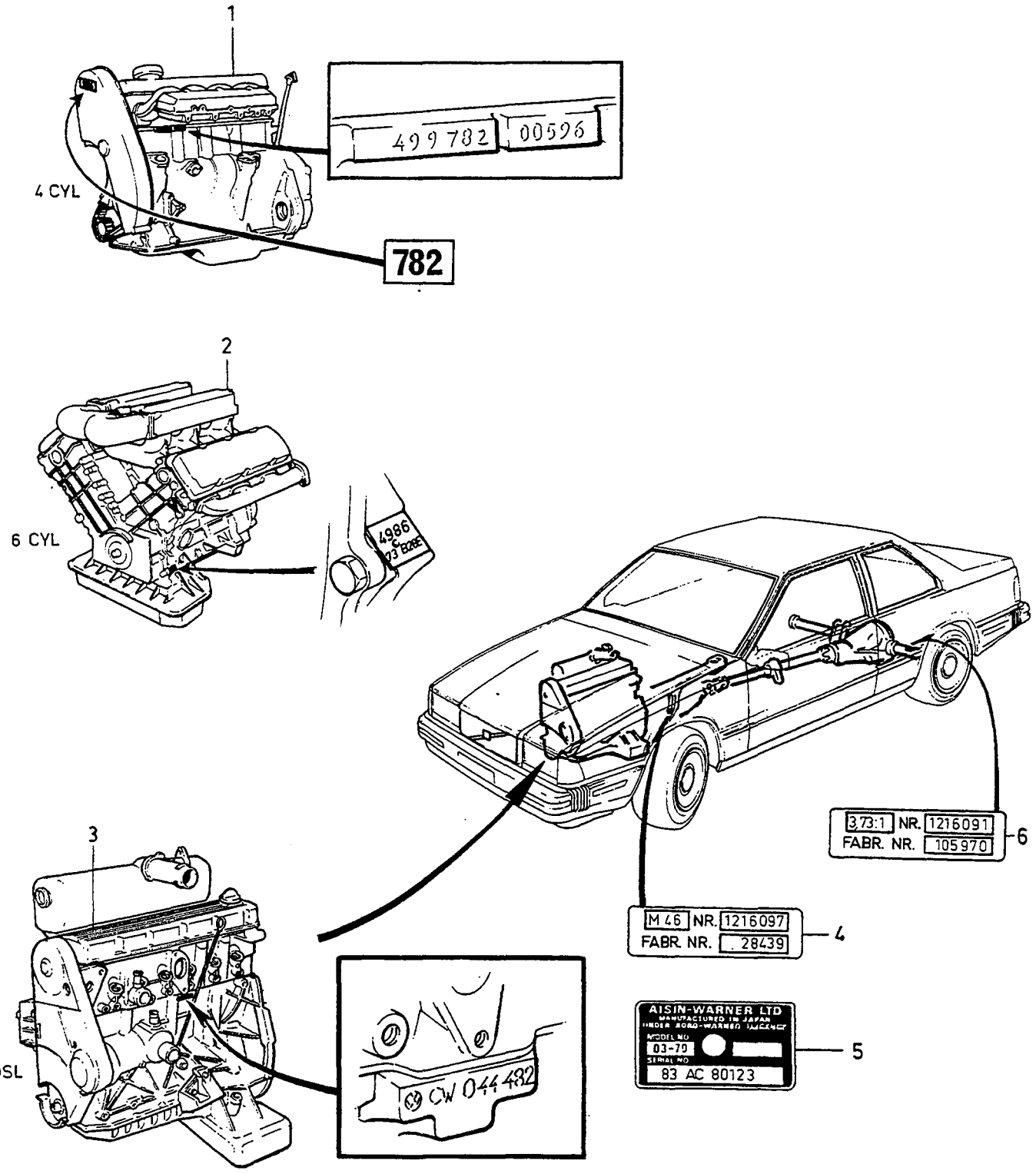

VOLVO
Genuine Parts
PV 011 48293

FÖRORD (S)

Grupp 01

Sida 31

Skyltar på motor, växellåda, bakaxel

Motor

Typbeteckning, artikelnummer, tillverkningsnummer

Placering:

.1) 4CYL, instansat i cylinderblockets vänstra sida. Dekal på transmissionskåpan.

.2) 6CYL, på plåt framför oljerenaren

.3) DSL, instansat i cylinderblocket, under vakuumpumpen

Växellåda

Typbeteckning, artikelnummer, tillverkningsnummer

Placering:

.4) Manuell växellåda: På växellådans undersida

.5) Automatväxellåda: På växellådans vänstra sida

Bakväxel

Utväxling, artikelnummer, tillverkningsnummer

Placering:

.6) Skylt på axelröret

ABBREVIATIONS (GB) / FÖRKORTNINGAR (S)

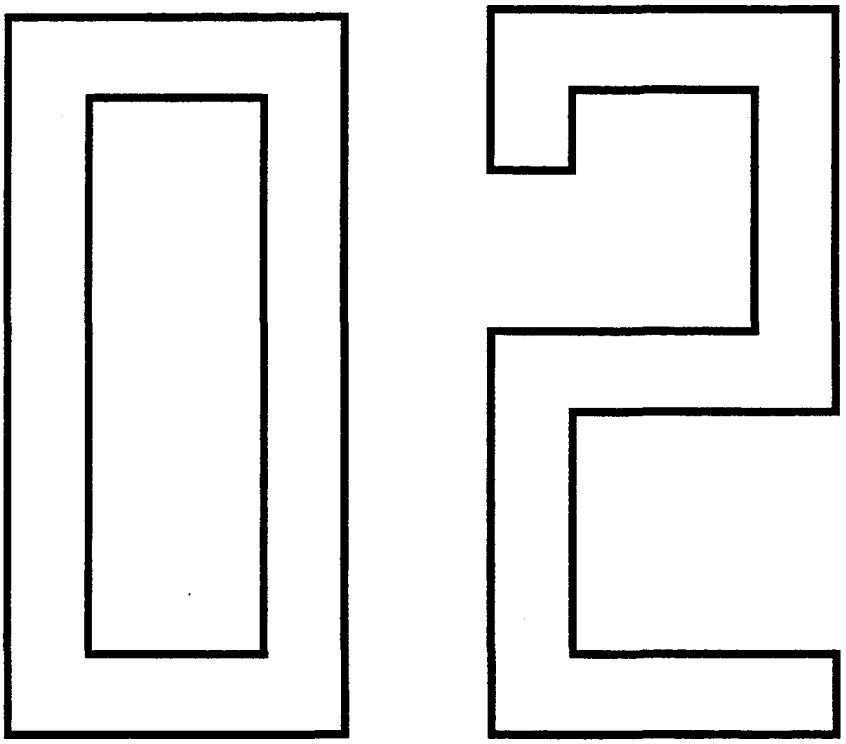

ABBREVIATIONS (GB)

A	=	ampere
ABS	=	anti-skid brake system
A.C	=	air conditioning
A.C.C	=	automatic climate control
Ah	=	amperehours
ALTER	=	alternative
AUTO.TRANS	=	automatic gearbox
BODY -XXXX	=	up to body NO
BODY XXXX-	=	from body NO
CARB	=	carburettor engine
C.C	=	cruise control
CH -XXXXX	=	up to chassis NO
CH XXXX-	=	from chassis NO
CH -APP XXXX	=	up to approx chassi NO
CH APP XXXX-	=	from approx chassi NO
CH TYPE	=	chassis type
CODE	=	code (trim code, paint code)
COMBU	=	heater combinable with air conditioning
COMPL	=	complete
DSL	=	diesel
E.G.R	=	exhaust gas recirculation
ENG -XXXX	=	up to engine NO
ENG XXXX-	=	from engine NO
EXC	=	excluding
ETC	=	electronic traction control
FOR	=	for
F.STAB	=	front stabilizer
F.S.B	=	fixed seat belt
F.I	=	injection engine (petrol)
H.L.WIPER	=	headlamp wiper
I.DIA	=	inner diameter
IN.BELT	=	inertia belt
INCL	=	inclusive
INTERCOOLER	=	charge air cooler
km	=	kilometre
l	=	litre
LG	=	length
L.H.	=	left
L.H.D	=	left hand drive
L.H.T	=	traffic driving on the left
MAN.TRANS	=	manual gearbox
MARKED	=	marked
mm	=	millimetre
M.W	=	manual windows
NO	=	number
O.DIA	=	outer diameter
O.S	=	oversize
PCS	=	piece(s)
P.S	=	power steering
P.W	=	power windows
R.AX	=	rear axle
RATIO	=	gear ratio
REPL	=	replaced by
R.H.	=	right
R.H.D	=	right hand drive
R.H.T	=	traffic driving on the right
R.R	=	raised roof
R.STAB	=	rear stabilizer
SEE	=	see
SEE FIG	=	see fig
SPCL	=	special version
S.R	=	sun roof
STD	=	standard
STD.DIM	=	standard dimension
S.W	=	station wagon
THK	=	thickness
TRANS	=	gearbox
TYPE	=	type
U.S	=	undersize
V	=	volt
VAN	=	van
W	=	watt
WI	=	width
W/O	=	without
X	=	order as required, state required length
4CYL	=	petrol engine, four cylinders
6CYL	=	petrol engine, six cylinders
4DRS	=	4-door car
5DRS	=	5-door car

"Country code":

e.g.(S)(F) = When the section is specific to a market or markets the nationality symbols for the market(s) concerned are utilized

"PS"-kod:

EU	=	exchange unit (see Exchange System Catalogue for further information)
IK	=	included in parts kit
KL	=	included in parts kit + LS
KN	=	included in parts kit + NS
LS	=	stocked only in countries of assembly, not stocked by Volvo Central Warehouses C1, C2
NS	=	not stocked as spare part
OP	=	no longer stocked by Volvo Central Warehouses C1, C2
SP	=	superseeded part

"SR"-kod:

1-6 = denote the stocking grade

FÖRKORTNINGAR (S)

A	=	ampere
ABS	=	låsningsfria bromsar
A.C	=	med luftkonditionering
A.C.C	=	med automatisk klimatkontroll
Ah	=	amperetimmar
ALTER	=	alternativ
AUTO.TRANS	=	automatväxellåda
BODY -XXXX	=	t.o.m. kaross nr
BODY XXXX-	=	fr.o.m. kaross nr
CARB	=	förgasarmotor
C.C	=	med konstantfarthållare
CH -XXXXX	=	t.o.m. chassi nr
CH XXXX-	=	fr.o.m. chassi nr
CH -APP XXXX	=	t.o.m. chassi nr omkring
CH APP XXXX-	=	fr.o.m. chassi nr omkring
CH TYPE	=	chassityp
CODE	=	kod (klädselkod, färgkod)
COMBU	=	värmare kombinerbar med A.C
COMPL	=	komplett
DSL	=	diesel
E.G.R	=	returledning för avgaser
ENG -XXXX	=	t.o.m. motor nr
ENG XXXX-	=	fr.o.m. motor nr
ETC	=	elektronisk spinnreglering
EXC	=	exklusive
FOR	=	för
F.STAB	=	främre krängningshämmare
F.S.B	=	säkerhetsbälte utan rullar
F.I	=	insprutningsmotor (bensin)
H.L.WIPER	=	strålkastartorkare
I.DIA	=	diameter, inre
IN.BELT	=	säkerhetsbälte med rullar
INCL	=	inklusive
INTERCOOLER	=	med laddluftkylare
km	=	kilometer
l	=	liter
LG	=	längd
L.H.	=	vänster
L.H.D	=	vänsterstyrd
L.H.T	=	vänstertrafik
MAN.TRANS	=	manuell växellåda
MARKED	=	märkt med
mm	=	millimeter
M.W	=	mekaniska fönsterhissar
NO	=	nummer
O.DIA	=	diameter, yttre
O.S	=	överdimension
PCS	=	styck
P.S	=	servostyrning
P.W	=	elektriska fönsterhissar
R.AX	=	bakaxel
RATIO	=	utväxlingsförhållande
REPL	=	ersätts av
R.H.	=	höger
R.H.D	=	högerstyrning
R.H.T	=	högertrafik
R.R	=	höjt tak
R.STAB	=	bakre krängningshämmare
SEE	=	se
SEE FIG	=	se pos
SPCL	=	specialutförande
S.R	=	taklucka
STD	=	standardutförande
STD.DIM	=	standarddimension
S.W	=	herrgårdsvagn
THK	=	tjocklek
TRANS	=	växellåda
TYPE	=	typ
U.S	=	underdimension
V	=	volt
VAN	=	skåpvagn
W	=	watt
WI	=	bredd
W/O	=	utan
X	=	erforderligt antal, erforderlig längd
4CYL	=	bensinmotor 4 cylindrar
6CYL	=	bensinmotor 6 cylindrar
4DRS	=	4-dörrars personvagn
5DRS	=	5-dörrars personvagn

"Landsymbol":

t.ex. (S)(F)	=	som symbol för land används de internationellt vedertagna symbolerna för motorfordon

"PS"-kod:

EU	=	utbytesenhet (kompletterande upplysningar, se Volvo bytessystemkatalog)
IK	=	ingår i sats
KL	=	ingår i sats + LS
KN	=	ingår i sats + NS
LS	=	lagerföres endast i respektive monteringsland, lagerföres ej av Volvo centrallager C1, C2
NS	=	lagerföres ej som reservdel
OP	=	utgått ur sortimentet, lagerföres ej av Volvo centrallager C1, C2
SP	=	ersatt artikel

"SR"-kod:

1-6	=	anger artikelns lagerhållningsgrad

NUMERICAL REGISTER / NUMMERREGISTER



NUMERICAL REGISTER

NUMMERREGISTER

Foreword (GB)

Group 03, number register containing all parts in the catalogue.

The parts are in numerical order, with references to the appropriate group and page.

Parts numbers are shown as follows:
907861-9 = Stocked by Volvo Parts Corporation.
8884106-0 = Stocked only in country of assembly. Not stocked by Volvo Truck Parts Corporation.
253295 = Not stocked by Volvo Parts Corporation.
(264612) = Superseded part.

Standard parts, e.g. screws, nuts etc. (function group 1100-1159) are taken up only once, without group and page references, are marked with *.

Förord (S)

Grupp 03, nummerregister innehåller alla artiklar i katalogen.

Artiklarna är i nummerordning och är hänvisade till respektive grupp och sida.

Artikelnumren redovisas enligt följande:
907861-9 = Lagerföres av Volvo Parts AB.
8884106-0 = Lagerföres endast i respektive monteringsland. Lagerföres ej av Volvo Parts AB.
253295 = Lagerföres ej av Volvo Parts AB.
(264612) = Artikeln är ersatt.

Standardartiklar, t.ex. skruv, mutter m.m (funktionsgrupp 1100-1159) är endast upptagna en gång och utan hänvisning till grupp och sida, är märkta med *.

Group / Grupp **03**

Page / Sida **40**

NUMERICAL REGISTER — NUMMERREGISTER

Part No. / Artikel nr	Gr / Gr	Page / Sida
11013-0	43	627
	43	631
	43	635
	43	639
	43	643
11014-8	43	639
	43	643
11433-0	35	443
11994-1	41	583
	41	587
	41	589
11996-6	22	177
	22	179
	64	793
	64	797
	64	799
11998-2	22	177
	22	179
	38	527
	43	607
	43	611
	43	615
	43	619
	46	703
	46	709
	46	713
18665-0	26	299
18671-8	22	177
	23	201
	64	793
	64	799
18677-5	22	179
18818-5	22	169
	22	173
18838-3	23	199
	23	219
	25	233
	64	797
18962-1	64	799
* 19730-1		
* 24383-2		
(25167)	64	793
25534-9	23	199
40136-4	26	307
44142-8	46	703
	46	709
	46	713
61177-2	43	625
67089-3	43	607
	43	609
	43	613
	43	617
(74040)	25	237
79982-5	89	1045
* 80506-9		
* 81374-1		
* 81375-8		
* 81377-4		
* 81383-2		
* 81384-0		
81388-1	46	699
	46	703
	46	709
	46	713

Part No. / Artikel nr	Gr / Gr	Page / Sida
(89254)	46	697
94081-7	36	449
	36	451
	36	453
	38	559
94641-8	83	887
94944-6	85	943
94945-3	85	943
95722-5	85	921
96443-7	46	695
* 107401-2		
* 120265-4		
* 120290-2		
* 120622-6		
* 120623-4		
* 120804-0		
* 150205-3		
181092-8	43	627
	43	631
	43	635
	43	643
181301-3	46	699
	46	703
	46	709
	46	711
181302-1	46	699
	46	703
	46	709
	46	711
	46	713
181305-4	46	699
181662-8	46	699
181799-8	21	107
	21	125
182039-8	35	437
182055-4	88	1003
183265-8	45	687
	45	689
	45	691
183327-6	46	699
	46	703
	46	707
	46	711
183328-4	46	699
	46	703
	46	709
	46	711
183510-7	46	703
	46	707
	46	711
183576-8	51	727
	61	783
183577-6	61	783
183827-5	43	605
	43	609
	43	613
	43	617
183829-1	43	605
	43	609
	43	613
	43	617
183834-1	43	605
	43	609
	43	613
	43	617

Part No. / Artikel nr	Gr / Gr	Page / Sida
183848-1	21	139
184070-1	61	783
184071-9	61	783
185501-4	37	511
185506-3	37	511
185507-1	37	511
185508-9	25	251
* 190071-1		
190198-2	36	457
190208-9	37	507
* 190364-0		
190611-4	43	625
	43	629
	43	633
	43	637
	43	641
	43	663
190635-3	37	507
* 190665-0		
* 190666-8		
* 190684-1		
190713-8	22	177
* 190772-4		
190990-2	51	727
191026-4	25	255
	25	259
* 191156-9		
* 191276-5		
* 191391-2		
191404-3	36	455
	37	507
	83	883
* 191524-8		
* 191542-0		
(191685)	43	601
* 191695-6		
* 191701-2		
* 191834-1		
* 191835-8		
* 191836-6		
* 191837-4		
191838-2	46	697
	46	701
* 191848-1		
191882-0	43	603
(192034)	27	323
	27	327
	27	331
	36	455
* 192041-2		
192134-5	21	123
192230-1	37	505
* 192287-1		
* 192292-1		
* 192400-0		
192451-3	35	427
	35	429
	35	435
	35	443
* 192495-0		
* 192557-7		
192598-1	37	511
192639-3	25	251
210082-4	89	1031

Part No. / Artikel nr	Gr / Gr	Page / Sida
210101-2	89	1031
235728-3	43	647
235739-0	43	649
235878-6	43	647
238813-0	33	405
	33	409
	33	411
	33	417
238819-7	33	405
	33	409
(239340)	33	409
240601-5	33	405
	33	409
240602-3	33	405
	33	409
240603-1	33	409
240606-4	33	417
240620-5	33	409
240664-3	23	199
241300-3	33	409
	33	421
241674-1	33	405
	33	409
(243287)	32	379
	32	383
	32	389
243905-7	33	409
243906-5	33	405
	33	409
243908-1	33	405
	33	409
243910-7	33	409
243911-5	33	409
243969-3	33	409
243970-1	33	409
244110-3	33	405
	33	415
	33	417
244184-8	33	409
245031-0	21	133
245056-7	21	135
(245057)	26	293
(245069)	26	293
245074-0	21	133
245088-0	21	139
245106-0	21	133
245110-2	21	139
245145-8	21	137
245154-0	22	177
245158-1	26	293
245162-3	21	133
245163-1	21	133
245208-4	21	139
245301-7	21	141
(245345)	22	177
245367-8	21	137
245368-6	21	137
245370-2	21	133
245484-1	22	177
245548-3	21	141
245573-1	22	177
245916-2	21	131
246064-0	21	141
246065-7	21	141

Part No. / Artikel nr	Gr / Gr	Page / Sida
246400-6	21	139
246949-2	21	135
(247138)	21	133
(247280)	25	265
247282-7	21	141
247414-6	22	177
247439-3	21	137
247509-3	38	527
247527-5	22	177
247528-3	21	141
247531-7	21	141
247576-2	21	141
(247670)	21	139
(247675)	21	141
247731-3	21	131
247765-1	21	133
(247766)	21	133
247775-0	21	133
247776-8	21	133
247910-3	21	139
247946-7	21	139
(247950)	21	131
247955-8	21	135
247957-4	21	133
247958-2	21	133
247959-0	21	133
247960-8	21	133
(247966)	21	139
(247967)	21	139
(247968)	21	139
248153-9	21	131
268948-7	21	133
269097-2	21	139
269314-1	26	293
269503-9	21	137
269729-0	32	387
269834-8	22	177
270136-5	21	107
	21	125
270137-3	21	107
	21	125
270138-1	21	107
	21	125
270145-6	35	443
(270149)	43	659
	43	683
270150-6	43	661
	43	681
(270151)	43	683
(270160)	61	785
	61	787
(270162)	37	517
(270194)	51	727
	51	735
270195-1	51	723
	51	735
270455-9	21	139
270456-7	21	139
270457-5	21	139
270458-3	21	139
270471-6	21	107
270472-4	21	107
270477-3	61	783
	61	787

*) Standard part, occurs elsewhere in this catalogue. /Standardartikel, förekommer på flera sidor i denna katalog.

NUMERICAL REGISTER — NUMMERREGISTER

Group / Grupp 03

Page / Sida 41

Part No. / Artikel nr	Gr / Gr	Page / Sida
270482-3	21	139
270483-1	21	139
270494-8	21	139
270495	21	139
270496-3	21	139
270497	21	139
270525-9	28	341
(270559)	26	289
270590-3	28	341
270594-5	46	715
270595-2	46	715
270596-0	52	743
	52	767
270597-8	64	803
	64	813
(270643)	51	729
	51	735
270679-4	21	113
(270683)	21	113
270688-5	21	113
270693	22	181
270718-0	21	155
270719-8	21	155
270720-6	21	155
270721-4	21	155
270723-0	21	155
270724-8	21	155
270726-3	21	155
270727-1	21	155
270728-9	21	155
270729-7	21	155
270736-2	51	731
	51	737
270740-4	21	155
270746-1	28	337
270747-9	28	339
270869-1	21	127
270872-5	22	173
270873-3	21	127
270878-2	51	727
270880-8	28	339
270897-2	28	337
270902-0	51	731
	51	737
270906-1	21	107
	21	125
270907-9	21	107
	21	125
270908-7	21	107
	21	125
270923-6	51	733
270927-7	35	443
	37	517
270928-5	35	443
270982-2	51	727
270984	83	895
(270985)	51	729
	51	735
271079-6	21	133
271100-0	21	143
271105-9	72	829
	72	837
271107-5	51	733
	51	737
271108-3	51	733
	51	737
271111-7	88	1001
	88	1003
271125-7	83	897
271126-5	83	895
271128-1	25	241
271179-4	51	727
	51	735
271182-8	51	727
	51	735
271184-4	51	723
	51	735
271226-3	21	155
271227-1	21	155
271228-9	21	155
271229-7	21	155
271236-2	21	107
271237-0	21	107
271238-8	21	107
271245-3	88	1027
271254-5	46	697
271255-2	46	697
	46	703
	46	715
(271256)	46	697
	46	703
	46	709
	46	713
	46	715
271257-8	46	697
	46	703
	46	709
	46	715
271262-8	46	715
271275-0	26	289
271276-8	21	125
271277-6	21	125
271278-4	21	125
271279-2	21	125
271280-0	21	125
271281-8	22	173
271282-6	51	729
	51	735
271283-4	51	729
	51	735
271286-7	21	107
	21	125
271287-5	21	107
	21	125
271292-5	43	659
	43	683
271293-3	43	683
271302-2	64	807
271304-8	64	807
271305-5	64	807
271307-1	22	177
271310-5	64	807
271311-3	64	807
271312-1	64	807
271313-9	64	807
271314-7	64	807
271323-8	45	689
271335-2	46	697
	46	703
	46	709
	46	713
	46	715
271336-0	51	731
	51	737
271337-8	64	807
271342-8	21	113
271348-5	89	1033
271349-3	51	725
	51	735
271350-1	51	725
	51	735
271351-9	51	725
	51	735
271352-7	51	725
	51	735
271355-0	88	1027
271356-8	21	155
271359-2	21	155
271364-2	51	727
271365-9	51	727
271382-4	45	689
271383-2	51	723
271384-0	51	723
271392-3	61	785
	61	787
271393-1	21	121
271422-8	46	697
	46	715
271423-6	46	715
271434-3	21	163
271451-7	21	107
271452-5	21	125
271454-1	43	625
	43	629
	43	633
	43	641
271455-8	43	625
	43	629
	43	633
	43	641
271469-9	64	803
(271554)	64	803
	64	813
271558-9	64	803
	64	813
271570-4	64	803
	64	813
271571-2	51	729
	51	735
271617-3	21	133
271644-7	61	785
	61	787
271645-4	61	785
	61	787
272114-0	21	107
272115-7	21	107
272116-5	21	107
272117-3	21	107
272643-8	51	731
	51	737
272722-0	52	753
	52	767
272723-8	52	753
	52	767
(272827)	51	727
	51	735
(272853)	51	729
	51	735
(272871)	51	735
272880-6	51	723
	51	735
272881-4	51	723
	51	735
272882-2	51	723
	51	735
(272911)	51	731
	51	737
273133-9	43	625
	43	641
273134-7	43	625
	43	629
	43	633
	43	637
	43	641
(273139)	46	697
273307-9	26	289
273408-5	46	715
(273410)	46	697
	46	703
	46	715
273459-8	26	289
273480-4	26	293
273489-5	43	657
	43	659
273494-5	43	649
273503-3	32	379
	32	383
	32	385
	32	389
	32	391
	32	395
	32	397
273555-3	35	443
273556-1	35	443
273557-9	35	443
273597-5	28	337
273599-1	28	341
(273659)	43	627
	43	629
	43	635
	43	643
	43	679
273699-9	21	103
	21	115
273728-6	26	297
273871-4	21	149
	21	161
273881-3	64	809
	64	811
273901-9	64	809
	64	811
273905-0	64	809
	64	811
273923-3	84	911
273929-0	41	595
273932-4	41	595
273935-7	64	809
	64	811
(273980)	46	697
	46	703
	46	715
274043-9	43	627
	43	643
	43	679
274063-7	21	143
274085-0	21	165
274086-8	21	115
275343-2	21	139
275366-3	21	107
(275367)	21	107
(275368)	21	107
(275581)	21	113
275744-1	21	145
	21	161
(275770)	21	113
277253-1	87	967
277517-9	89	1051
(277925)	89	1045
279350-3	89	1051
(282854)	89	1047
(283242)	89	1045
(283476)	89	1045
346509-3	37	505
	89	1037
	89	1041
347714-8	37	521
347715-5	37	521
347716-3	37	521
380414-3	43	627
	43	643
380618-9	43	603
380652-8	43	603
380653-6	43	603
380654-4	43	603
380670-0	43	625
	43	629
	43	633
	43	637
	43	641
380672-6	43	625
	43	629
	43	633
	43	637
	43	641
380686-6	43	643
380687-4	43	627
	43	631
	43	635
	43	639
	43	643
380688-2	43	627
	43	631
	43	635
	43	639
	43	643
380693-2	43	625
	43	629
	43	633
	43	637
	43	641

*) Standard part, occurs elsewhere in this catalogue. /Standardartikel, förekommer på flera sidor i denna katalog.

Group / Grupp 03

Page / Sida 42

NUMERICAL REGISTER — NUMMERREGISTER

Part No. / Artikel nr	Gr / Gr	Page / Sida
380694-0	43	625
	43	629
	43	633
	43	637
	43	641
(380695)	43	625
	43	629
380697-3	43	627
	43	631
	43	635
	43	637
	43	643
380704-7	43	627
	43	643
380707-0	43	627
	43	631
	43	635
	43	639
	43	643
380709-6	43	627
	43	631
	43	635
	43	639
	43	643
380710-4	43	627
	43	631
	43	635
	43	639
	43	643
380713-8	43	627
	43	643
380716-1	43	625
	43	629
	43	633
	43	637
	43	641
380721-1	43	625
	43	629
	43	633
	43	637
	43	641
380725-2	43	625
	43	629
	43	633
	43	637
	43	641
380726-0	43	625
	43	629
	43	633
	43	637
	43	641
380729-4	43	625
	43	629
	43	633
	43	637
	43	641
380731-0	43	625
	43	629
	43	633
	43	637
	43	641
(380747)	43	625
	43	629
	43	633
	43	641
380748-4	43	625
	43	629
	43	633
	43	637
	43	641
380749-2	43	625
380750-0	43	625
380756-7	43	627
380757-5	43	603
380762-5	43	627
	43	631
	43	635
	43	639
	43	643
380763-3	43	627
	43	631
	43	635
	43	639
	43	643
380764-1	43	625
	43	629
	43	633
	43	637
	43	641
380765-8	43	625
	43	629
	43	633
	43	637
	43	641
380766-6	43	625
	43	629
	43	633
	43	637
	43	641
380767-4	43	625
	43	629
	43	633
	43	637
	43	641
380768-2	43	625
	43	629
	43	633
	43	637
	43	641
380769-0	43	625
	43	629
	43	633
	43	637
	43	641
380770-8	43	625
	43	629
	43	633
	43	637
	43	641
380772-4	43	625
	43	629
	43	633
	43	637
	43	641
380776-5	43	625
380777-3	43	625
	43	629
	43	633
	43	637
	43	641
* 380887-0		
(380910)	43	625
	43	629
	43	633
	43	641
381526-3	43	621
381527-1	43	621
381528-9	43	621
381704-6	43	669
	43	673
381705-3	43	669
	43	673
381879-6	43	669
	43	673
381889-5	43	671
	43	673
381898-6	43	669
	43	673
381901-8	43	669
	43	673
381907-5	43	669
381927-3	43	669
381956-2	43	669
381959-6	43	669
383095-7	46	695
383253-2	46	697
	46	703
384201-0	46	697
	46	701
384209-3	46	697
	46	701
384710-0	46	695
384728-2	46	695
* 384871-0		
400605-2	43	663
415311-0	21	105
	21	123
418360-4	22	169
418411-5	26	289
418646-6	25	259
419401-5	25	261
419568-1	25	257
	25	259
419643-2	21	101
	21	149
419652-3	21	101
(420423)	25	233
(420475)	25	233
420641-3	25	233
430114-9	22	169
460225-6	25	259
460428-6	43	677
461499-6	25	253
462996-0	43	677
463075-2	21	101
463263-4	21	107
	21	125
463304-6	26	289
	26	293
	26	297
463360-8	21	105
463361-6	21	105
463362-4	21	105
463365-7	22	169
463377-2	21	111
463386-3	21	111
463389-7	21	111
463390-5	21	103
463395-4	21	101
(463412)	21	103
463416-8	21	121
463434-1	26	289
(463527)	25	255
	25	259
463546-2	21	101
463547-0	21	101
463548-8	21	101
463549-6	21	101
463550-4	21	101
463551-2	21	101
463552-0	21	101
463553-8	21	101
463554-6	21	101
463555-3	21	101
463556-1	21	101
463557-9	21	101
463558-7	21	101
463559-5	21	101
463560-3	21	101
463561-1	21	101
463562-9	21	101
463563-7	21	101
463564-5	21	101
463565-2	21	101
463566-0	21	101
463567-8	21	101
463568-6	21	101
463569-4	21	101
463570-2	21	103
463580-1	21	99
	21	103
	21	111
	21	121
	21	127
463581-9	21	99
(463587)	22	169
463633-8	21	111
463690-8	21	101
	21	105
	21	121
	21	127
	28	339
463766-6	25	255
	25	259
463830-0	21	99
	21	117
(463846)	25	261
463849-0	21	99
463905-0	21	105
463909-2	32	375
	32	377
	32	381
	87	987
	87	991
463963-9	22	169
464276-5	64	797
(464316)	33	409
464402-7	43	677
464538-8	64	809
464809-3	22	177
464927-3	25	253
(464974)	26	295
466486-8	25	239
470993-7	25	233
	25	235
	25	237
656456-1	41	593
	51	723
	51	731
	51	733
662014-0	46	695
662108-0	36	463
664639-2	43	645
664816-6	51	733
664822-4	55	771
	55	773
	64	791
(672172)	41	585
	41	587
672229-2	84	905
673580-7	31	365
(677232)	89	1037
	89	1041
677337-8	89	1037
	89	1041
677478-0	37	507
677525-8	55	771
	55	773
677528-2	55	771
	55	773
679754-2	51	723
	51	725
	52	757
	81	855
	87	977
	87	981
	87	985
	88	1011
680036-1	43	669
	43	673
681481-8	89	1037
	89	1041
681659-9	52	745
683701-7	36	467
684202-5	89	1037
	89	1041
685851-8	23	213
	89	1041
686066-2	38	527
686234-6	51	731
686355-9	35	431
	89	1037
	89	1041
687245-1	38	545
687784-9	36	449
	36	451
687791-4	36	449
692075-5	89	1035
699856-1	23	217
	31	361
	31	363

*) Standard part, occurs elsewhere in this catalogue. /Standardartikel, förekommer på flera sidor i denna katalog.

NUMERICAL REGISTER — NUMMERREGISTER

Group / Grupp 03

Page / Sida 43

Part No. Artikel nr	Gr Gr	Page Sida
	31	365
	31	371
	41	585
	41	587
	52	755
824589-6	22	171
833727-1	33	405
	33	409
833736-2	33	409
838594-0	23	199
844237-8	23	211
844367-3	33	405
847984-2	33	415
870258-1	23	199
870259-9	23	199
870260-7	23	199
870261-5	23	199
870262-3	23	199
870263-1	23	199
870264-9	23	199
870265-6	23	199
870267-2	23	199
870269-8	23	199
870270-6	23	199
870271-4	23	199
870272-2	23	199
870273-0	23	199
870274-8	23	199
870275-5	23	199
870276-3	23	199
* 907845-2		
* 907862-7		
910113-0	23	211
911234-3	21	127
* 914462-7		
* 914463-5		
* 914542-6		
* 924055-7		
* 924060-7		
* 924081-3		
925054-9	43	645
925055-6	43	669
	43	673
925063-0	43	669
	43	673
925093-7	22	171
	22	181
925255-2	22	175
	37	505
* 940090-4		
940096-1	21	99
	21	121
* 940098-7		
* 940101-9		
* 940109-2		
* 940120-9		
* 940121-7		
* *(940129)*		
* *(940132)*		
* 940133-2		
* 940143-1		
* *(940148)*		
* 940183-7		
* 940199-3		
* 940280-1		
940332-0	37	511
940375-9	21	101
(941106)	23	205
* 941110-9		
941267-7	22	169
941269-3	89	1037
(941686)	25	233
	25	235
	64	793
	64	795
	64	797
	64	799
941730-4	37	513
941748-6	25	279
* 941761-9		
* 941806-2		
941843-5	21	131
* 941844-3		
* 941904-5		
* 941905-2		
* 941906-0		
* 941907-8		
* 941908-6		
941935-9	37	511
941936-7	37	511
942000-1	23	187
	27	319
	27	321
	28	341
	38	559
* 942001-9		
* 942247-8		
* 942314-6		
942327-8	38	529
	38	531
	38	533
	38	535
	38	537
	38	541
	38	543
	88	1001
	88	1005
	88	1009
	88	1013
* 942336-9		
* 942356-7		
942542-2	37	507
942545-5	35	443
942571-1	35	437
	38	529
	38	531
	38	533
	38	535
	38	537
	38	539
	38	541
	38	543
942593-5	25	255
	25	257
	25	259
* 942605-7		
942621-4	37	505
* 942668-5		
* 942670-1		
* 942679-2		
942700-6	26	291
	26	295
	26	297
942775-8	35	427
	35	429
942785-7	35	443
942810-3	37	507
* 942836-8		
942837-6	27	317
* 942866-5		
942888-9	32	383
	32	385
	32	389
	32	391
	32	395
942905-1	46	699
	46	703
	46	709
	46	713
* 942914-3		
* 942915-0		
* *943122*		
943220-4	36	459
	37	507
	83	889
943306-1	23	207
943368-1	22	177
943370-7	26	293
* 943394-7		
* 943395-4		
* 943407-7		
943469-7	23	193
	23	195
	23	197
	23	209
(943471)	23	207
	23	215
	26	291
	26	299
	36	467
	38	545
943472-1	22	175
	23	207
	23	213
	23	215
	25	249
	26	289
	26	291
	26	293
	26	295
	26	297
	26	299
	64	799
	87	963
943473-9	22	177
	26	289
	26	295
	26	297
	28	351
943474-7	22	177
	25	249
	26	299
	28	351
943475-4	23	185
	26	301
943476-2	26	289
	26	293
	26	297
943477-0	38	547
	38	549
	38	553
	38	555
	38	557
943478-8	23	213
	23	215
	26	293
	26	297
943479-6	25	231
	26	301
	26	303
943480-4	23	185
	23	187
	23	189
	25	225
943481-2	25	231
943482-0	23	187
	23	189
943484-6	23	205
* 943501-7		
943511-6	37	489
943513-2	25	259
* 943608-0		
* *(943617)*		
943685-8	37	495
943687-4	37	495
943693-2	37	505
943695-7	37	505
943722-9	36	455
	36	457
* 943781-5		
943797-1	37	507
943811-0	37	507
	43	671
	43	673
943835	25	255
943905-0	35	443
943936-5	27	317
943950-6	37	511
943999-3	87	969
944075-1	52	747
	52	749
944076-9	37	489
944159-3	37	511
944221-1	37	489
944223-7	37	491
	87	965
944224-5	37	491
944225-2	37	491
944226-0	37	491
944227-8	37	491
944228-6	37	491
944229-4	37	491
944230-2	37	491
944265-8	35	439
* *(944299)*		
944306-0	37	511
944394-6	37	513
* 944563-6		
944574-3	41	585
	41	587
	41	589
* 944602-2		
* 944633-7		
944637-8	36	449
	36	451
944925-7	25	255
	25	259
* 944926-5		
(945083)	87	965
* 945358-0		
* 945407-5		
* 945408-3		
* *(945409)*		
* 945414-1		
945443-0	25	225
	25	227
* 945444-8		
945460-4	23	207
	23	213
	23	217
* 945495-0		
* 945497-6		
945611-2	37	507
	87	977
	87	979
	87	983
945626-0	37	509
	39	569
	86	949
	86	951
	86	955
	86	957
	86	959
(945629)	22	171
(945650)	23	209
(945651)	38	551
	38	555
(945652)	23	193
	23	197
* *(945654)*		
* 945683-1		
945751-6	25	253
945759-9	37	489
	37	495
* 945761-5		
945780-5	85	935
945782-1	37	495
(945799)	21	105
	21	123
945828-2	37	491
	84	907
945829-0	37	491
* 945884-5		
* 945912-4		
* 945970-2		
* *(946034)*		
* 946035-3		
* *(946036)*		
946038-7	37	513
946039-5	37	513

*) Standard part, occurs elsewhere in this catalogue. /Standardartikel, förekommer på flera sidor i denna katalog.

Group / Grupp 03

Page / Sida 44

NUMERICAL REGISTER — NUMMERREGISTER

Part No. / Artikel nr	Gr / Gr	Page / Sida
946040-3	37	513
	84	907
	87	965
946041-1	37	513
	84	907
(946051)	84	911
946076-7	37	491
	84	907
946077-5	37	491
* 946109-6		
* *(946131)*		
* 946173-2		
* 946215-1		
946233-4	27	325
	27	329
	27	333
946236-7	23	195
946251-6	37	505
(946308)	28	351
* 946329-0		
* 946331-6		
* 946344-9		
* 946379-5		
* 946407-4		
* 946440-5		
* 946441-3		
* *(946452)*		
* 946470-2		
* 946471-0		
* 946472-8		
* 946473-6		
* 946474-4		
* 946480-1		
* 946485-0		
* *(946501)*		
* 946514-7		
* 946515-4		
* 946517-0		
* 946518-8		
* 946523-8		
(946532)	38	527
* 946544-4		
946559-2	21	105
	26	293
* 946577-4		
* 946599-8		
946600-4	25	259
946640-0	37	513
	84	907
(946642)	37	505
946655-8	37	511
	43	677
* 946671-5		
946703-6	27	315
946704-4	27	315
(946709)	23	191
	23	203
	23	205
* 946752-3		
* 946753-1		
946763-0	46	695
946778-8	21	101
946779-6	21	101
946780-4	21	101
	21	121
946787-9	37	511
946813-3	37	509
	39	573
	88	1027
946814-1	41	583
	41	587
	41	589
946815-8	41	583
	41	587
	41	589
946816-6	41	583
	41	587
	41	589
* 946817-4		
* 946830-7		
946841-4	25	229
* *(946874)*		
* 946927-1		
* *(946933)*		
* 946934-7		
* 946947-9		
947043-6	25	255
* 947107-9		
947113-7	43	621
947114-5	22	169
	22	173
	22	177
	22	179
	25	255
(947215)	23	205
* 947224-2		
* 947243-2		
947251-5	85	931
947258-0	27	321
947281-2	38	527
947282-0	23	185
	23	189
	23	211
	23	219
	25	235
* 947292-9		
* *(947327)*		
(947331)	23	193
	23	197
	25	255
	38	547
	38	549
* 947355-4		
* 947356-2		
947371-1	87	965
947381-0	25	259
* 947382-8		
* 947384-4		
947386-9	21	137
	22	177
* 947388-5		
* 947389-3		
* 947390-1		
* 947392-7		
947397-6	21	139
* 947402-4		
* 947405-7		
(947411)	26	293
* 947412-3		
* 947422-2		
* 947426-3		
* 947427-1		
947436-2	37	507
* 947493-3		
* 947515-3		
947518-7	21	131
* 947542-7		
947588-0	37	513
947590-6	37	505
947594-8	37	505
* 947612-8		
947620-1	23	193
947621-9	25	235
	64	795
	64	797
947622-7	22	175
	25	233
	25	235
	64	795
947624-3	22	175
	25	251
	25	261
947628-4	22	179
* 947647-4		
947660-7	21	121
947686-2	52	761
	52	763
947687-0	37	505
* 947693-8		
947705-0	43	607
	43	609
	43	613
	43	617
* 947737-3		
* 947757-1		
* 947760-5		
* 947790-2		
947798-5	27	315
* 947818-1		
947829-8	37	507
947843-9	21	131
947847-0	21	131
947848-8	37	489
	43	669
	43	673
* 947855-3		
(947894)	21	105
	21	123
* 947943-7		
* 947949-4		
* 948008-8		
* 948009-6		
* 948010-4		
* 948011-2		
948015-3	21	131
948040-1	25	259
* 948069-0		
948094-8	21	131
948095-5	21	99
	21	131
948187-0	22	169
	22	173
948189-6	37	511
948211-8	23	193
	23	197
	23	205
	23	207
	25	227
	25	243
	25	245
	25	247
	25	249
	26	291
	26	293
	27	313
	28	351
	36	449
	36	451
	36	453
	36	459
	37	505
	41	587
	41	589
	43	669
	43	673
	52	741
	52	747
	52	749
	64	793
	64	795
	64	797
	64	799
	85	923
	87	963
	87	965
	87	975
	87	977
	87	979
	88	1023
* 948217-5		
948218-3	87	963
(948219)	28	351
948240-7	23	215
	89	1037
	89	1039
	89	1041
948248-0	87	975
	87	979
(948290)	85	921
	88	1017
(948291)	83	881
948294-4	37	491
948295-1	37	491
948296-9	37	491
948297-7	37	491
	43	621
* 948298-5		
* 948299-3		
* 948300-9		
* 948301-7		
* 948302-5		
* 948303-3		
948305-8	37	489
* 948328-0		
* 948329-8		
* *(948336)*		
* 948356-1		
* 948367-8		
948394	37	505
948404-9	25	275
	25	277
	25	279
	25	281
* 948438-7		
948443-7	37	505
948444-5	37	505
* *(948460)*		
* *(948461)*		
948490-8	64	795
	64	797
* 948536-8		
* 948571-5		
* 948602-8		
* 948606-9		
948620-0	37	473
* 948645-7		
* 948663-0		
948673-9	37	513
* 948685-3		
948690-3	85	929
* 948708-3		
* *(948745)*		
948746-3	23	193
	23	195
	23	219
	27	315
	27	325
	28	337
	28	339
948756-2	21	99
	21	131
948758-8	21	99
	21	131
* 948823-0		
948855-2	37	489
948856-0	37	489
948857-8	37	489
* 948871-9		
* 948880-0		
* 948893-3		
* 948903-0		
948911-3	37	505
948912-1	37	495
948916-2	37	475
(948958)	25	243
	25	245
	25	249
948990	25	255
	25	257
948995-6	37	491
	39	571
	83	881
	83	889
	85	921
	85	925
	88	1017
948996-4	37	491
949002-0	36	457
949013-7	25	255
* 949017-8		

*) Standard part, occurs elsewhere in this catalogue. /Standardartikel, förekommer på flera sidor i denna katalog.

NUMERICAL REGISTER — NUMMERREGISTER

Group / Grupp 03

Page / Sida 45

Part No. / Artikel nr	Gr / Gr	Page / Sida
949046	25	255
* 949048-3		
* 949114-3		
949120-0	23	205
	25	227
949125-9	83	879
	83	883
	83	889
	85	933
	88	1019
* 949147-3		
949201-8	37	511
949210-9	36	455
	36	457
	37	513
949211-7	37	513
949212-5	37	513
949219-0	37	513
949241-4	25	283
	25	285
* 949278-6		
* *(949279)*		
* *(949280)*		
(949298)	88	1017
949316-4	37	495
* 949335-4		
* 949362-8		
* 949366-9		
949371-9	37	513
* 949377-6		
949379-2	64	799
949400-6	37	511
949401-4	37	511
949404-8	37	511
* 949433-7		
* *(949444)*		
* 949463-4		
949473-3	37	513
* 949480-8		
949489-9	37	511
949490-7	37	513
	39	573
	39	575
	43	621
949542-5	37	513
949543-3	37	493
949583-9	37	491
949584-7	37	491
949585-4	25	227
	25	231
* 949595-3		
949597-9	37	489
	37	505
949598-7	37	513
949606-8	37	513
* *(949607)*		
* *949641*		
949657-1	26	301
949659-7	25	243
	25	245
	25	247
	37	487
	37	505
* *(949662)*		

Part No. / Artikel nr	Gr / Gr	Page / Sida
949667-0	37	505
949668-8	25	253
	37	505
	52	747
	52	749
	87	965
949671-2	35	431
	35	433
	35	435
	35	437
949678-7	37	513
	39	573
	39	575
949679-5	37	513
949680-3	37	513
	87	969
949681-1	37	513
* *(949698)*		
949701-7	25	243
	25	245
	25	247
* 949708-2		
949721-5	22	175
* 949734-8		
949746-2	37	507
	87	987
* *(949749)*		
949761-1	23	193
* 949793-4		
* 949817-1		
* 949845-2		
949846-0	25	255
* 949847-8		
949853-6	23	185
* 949863-5		
* 949874-2		
* *(949875)*		
(949885)	37	505
* 949887-4		
949902-1	37	505
949906-2	83	891
(949913)	37	505
* 949921-1		
949931-0	36	455
	36	457

NUMERICAL REGISTER

NUMMERREGISTER

Part No. Artikel nr	Gr Gr	Page Sida
* 956073-1		
* *(956074)*		
* 956075-6		
* 956076-4		
* 956078-0		
* 956082-2		
* 956083-0		
* 956084-8		
* 956090-5		
* 956091-3		
* 956092-1		
* 956162-2		
* *(956203)*		
* 956204-2		
956925-2	37	511
956926-0	37	511
956928-6	37	511
956930-2	37	511
	39	571
956934-4	37	511
956948-4	37	511
956956-7	37	511
956959-1	37	511
956970-8	22	171
956984-9	22	171
* 957018-5		
957175-3	25	237
957178-7	43	607
	43	611
	43	615
	43	619
957179-5	21	137
	22	171
	22	173
	22	181
958202-4	37	513
958211-5	37	489
(958215)	37	489
958220-6	37	511
* 958236-2		
* 958242-0		
* *(958244)*		
* 958246-1		
958297-4	37	495
959083-7	27	319
	27	321
959088-6	27	317
959093-6	27	317
* 959190-0		
* 959220-5		
* 959222-1		
* 959224-7		
* *(959230)*		
* 959239-5		
* 959242-9		
* 959246-0		
* 960135-2		
* 960137-8		
* 960138-6		
* *(960139)*		
* 960140-2		
* 960141-0		
* 960143-6		
* 960147-7		
* 960148-5		
960162-6	22	173
	22	177
	22	179
960235-0	46	703
	46	707
	46	711
960629-4	21	103
960630-2	21	103
	21	137
	43	607
	43	611
	43	615
	43	619
960631-0	22	179
960632-8	25	261
	43	607
* 960862-1		
* 960863-9		
* 960866-2		
* 960872-0		
* 961235-9		
* 961407-4		
(961656)	21	103
961970-1	21	111
	37	509
	89	1037
	89	1041
961971-9	89	1037
* *(961977)*		
962052-7	89	1031
962536-9	43	669
	43	673
* 962653-2		
* 962654-0		
* 963101-1		
* 963104-5		
* 963105-2		
* 963106-0		
963187-0	35	425
	35	429
	35	443
* *(963248)*		
* 963319-9		
* 963321-5		
963370-2	35	427
	35	429
	35	443
* 963921-2		
963929-5	89	1031
964166-3	37	489
964167-1	37	489
964195-2	37	489
964196-0	37	489
964197-8	37	489
964198-6	37	489
964212-5	35	443
* 964830-4		
* 964833-8		
965107-6	37	513
965110-0	37	513
* 965168-8		
* 965175-3		
* 965176-1		
* 965177-9		
* *(965179)*		
* 965180-3		
* 965181-1		
* 965183-7		
* 965184-5		
* 965185-2		
* 965186-0		
* 965188-6		
* 965195-1		
* 965212-4		
* 965213-2		
* 965215-7		
* 965216-5		
* 965217-3		
* 965220-7		
* 965221-5		
* *(965243)*		
* 965268-6		
* 965271-0		
* 965287-6		
* *965318*		
* *(965329)*		
* 965331-2		
* 965349-4		
* 965354-4		
* 965358-5		
* 965364-3		
* 965365-0		
* 965378-3		
* 965391-6		
* 965393-2		
* 965394-0		
* *(965395)*		
* *(965397)*		
* 965399-9		
* 965483-1		
* 965496-3		
* 965503-6		
* 965602-6		
965822-0	37	513
	85	921
965824-6	37	513
	39	571
	83	881
	85	921
	88	1017
965825-3	37	513
965826-1	35	431
	35	433
	35	435
	35	441
	35	443
965828-7	35	435
	35	443
965831-1	35	437
	35	443
966144-8	22	179
* 966237-0		
966326-1	38	539
966327-9	38	531
(966329)	35	443
966335-2	35	443
* 966365-9		
* 966366-7		
* 966378-2		
(966656)	26	301
	26	303
966664-5	37	493
* *(966673)*		
* 966682-7		
966684-3	25	227
	25	231
* 966712-2		
966720-5	37	505
	38	551
966721-3	25	251
966723-9	26	299
966726-2	25	251
* *(966733)*		
* *(966793)*		
* 966799-9		
* 966804-7		
* 966810-4		
966812-0	37	493
966813-8	37	493
* 966814-6		
(966825)	38	555
966831-0	23	185
966833-6	23	193
966850-0	88	1017
* 966862-5		
966881-5	52	747
	52	749
967333-6	37	505
967334-4	37	505
967336-9	37	505
967337-7	37	505
967340-1	37	505
* 967411-0		
(967545)	38	559
* 967552-1		
967560-4	25	231
967563-8	23	191
	23	197
	25	251
	28	339
	87	963
967570-3	37	493
* *(967573)*		
967588-5	37	493
* 967599-2		
* 967641-2		
967693-3	37	493
967694-1	37	513
967695-8	37	493
	37	511
967712-1	37	493
967713-9	37	493
967714-7	37	493
967715-4	37	493
* 967731-1		
* 967760-0		
967764-2	26	301
	26	303
967765-9	26	301
	26	303
(967781)	32	381
(967790)	23	185
967801-2	37	513
* 967835-0		
967919-2	38	551
	38	553
	38	555
	64	793
	64	795
	64	797
	64	799
967957-2	61	781
* 968009-1		
968016-6	37	513
968018-2	37	513
968037-2	37	513
968069-5	37	513
968070-3	37	513
968071-1	37	513
968113-1	35	441
968144-6	25	255
	25	259
968145-3	21	103
	21	123
* 968161-0		
* 968162-8		
(968178)	23	219
	25	235
	25	237
968179-2	23	201
	23	219
	25	233
	25	235
	64	793
	64	795
	64	797
	64	799
* 968286-5		
* *(968287)*		
* 968289-9		
968326-9	26	297
(968333)	23	191
	37	487
	37	505
(968334)	37	505
(968354)	25	269
	25	275
	25	279
968356-6	25	269
	25	271
	25	275
	25	277
	25	279
	25	281
968357-4	25	283
968358-2	25	269
	25	271
	25	279
	25	281
	25	283
	25	285
(968359)	25	283
	25	285
968373-1	37	513
	83	881

*) Standard part, occurs elsewhere in this catalogue. /Standardartikel, förekommer på flera sidor i denna katalog.

NUMERICAL REGISTER — NUMMERREGISTER

Group / Grupp 03

Page / Sida 47

Part No. Artikel nr	Gr Gr	Page Sida
	83	883
968374-9	37	513
	83	885
968376-4	37	497
968377-2	37	497
	43	671
968378-0	37	497
968379-8	37	497
	83	885
968380-6	37	497
968381-4	37	497
	43	671
	43	673
	83	881
968382-2	37	497
968383-0	37	497
	43	671
	43	673
968384-8	37	497
968385-5	37	497
968386-3	37	497
968387-1	37	497
968388-9	37	497
968389-7	37	497
968390-5	37	497
968391-3	37	497
968392-1	37	497
968393-9	37	497
968394-7	37	497
968395-4	37	497
968396-2	37	497
	84	907
968397-0	37	497
	83	883
968398-8	37	497
968399-6	37	497
968400-2	37	497
968401-0	37	497
968402-8	37	497
968403-6	37	497
968404-4	37	497
968405-1	37	497
968408-5	37	497
968409-3	37	499
968410-1	37	499
968411-9	37	499
968412-7	37	499
968413-5	37	499
* 968439-0		
* *(968443)*		
* 968446-5		
* 968458-0		
* 968462-2		
(968464)	23	185
	27	323
	27	327
	27	329
	27	331
	27	333
	83	879
	83	883
* 968465-5		
* 968476-2		
* 968477-0		
* 968478-8		
968482-0	37	499
968483-8	37	499
968484-6	37	499
	39	573
	39	575
968485-3	37	499
	39	573
	39	575
* *(968497)*		
968515-7	37	499
968516-5	37	499
968538-9	37	511
* 968539-7		
* 968554-6		
968584-3	37	499
	87	969
968600-7	23	209
968601-5	23	207
	23	209
968602-3	23	207
* *968634*		
* 968682-5		
* *(968700)*		
* 968706-2		
968712-0	55	773
* 968735-1		
968739-3	87	965
* 968760-9		
* 968761-7		
* 968762-5		
* 968763-3		
968769-0	37	501
968770-8	37	501
968771-6	37	501
968772-4	37	501
968773-2	37	501
968774-0	37	501
968775-7	37	501
968776-5	37	501
* 968797-1		
* 968806-0		
968847-4	25	245
	64	793
	64	795
* *(968850)*		
* 968862-3		
* *(968869)*		
* 968893-8		
* 968895-3		
* 968898-7		
968910-0	26	297
	32	375
	32	377
968924-1	25	257
968936-5	26	293
	32	387
* 968940-7		
* 968988-6		
* 968989-4		
* *(968996)*		
* *(969000)*		
969008-2	37	499
969019-9	23	191
	37	487
	37	505
969029-8	37	493
(969118)	27	315
* 969124-7		
* 969147-8		
969154-4	25	269
	25	271
	25	275
	25	277
	25	279
	25	281
969155-1	22	171
969160-1	35	443
	37	517
969161-9	35	443
	37	517
	38	559
969162-7	35	443
	37	517
969163-5	35	443
	37	517
969164-3	35	443
	37	517
969221-1	37	505
* 969225-2		
(969273)	25	227
* 969278-1		
* 969303-7		
* 969306-0		
* 969322-7		
969330-0	28	337
	28	339
969331-8	28	337
	28	339
969349-0	37	505
* 969403-5		
* 969413-4		
* 969417-5		
* 969456-3		
* 969473-8		
969474-6	32	393
* 969476-1		
* 969478-7		
* 969487-8		
* 969489-4		
* 969494-4		
* 969500-8		
* 969582-6		
* 969737-6		
969778-0	37	513
* 969802-8		
969977-8	22	173
* 969986-9		
970751-4	37	503
970752-2	37	503
970755-5	37	503
970756-3	37	503
970759-7	37	503
970760-5	37	503
970763-9	37	503
970764-7	37	503
970771-2	37	511
970772-0	37	511
970773-8	37	511
970798-5	37	511
* 970881-9		
* 970908-0		
* 970944-5		
* 970945-2		
* 970947-8		
* 970948-6		
* 970949-4		
* 970950-2		
* 970951-0		
* 970952-8		
* 970953-6		
* 970955-1		
* 970962-7		
* 970970-0		
* 970972-6		
* 970973-4		
* 970974-2		
* 970981-7		
* 970982-5		
* 970984-1		
* 970988-2		
* 971071-6		
* 971072-4		
* 971073-2		
* 971083-1		
* 971084-9		
* 971095-5		
* 971098-9		
* 971099-7		
* 971100-3		
* 971467-6		
* 971499-9		
* 972015-2		
* 972016-0		
* 972049-1		
* *(972078)*		
* 972079-8		
* 972081-4		
972238-0	27	325
972271-1	87	963
	87	971
	88	1005
	88	1009
972349-5	26	307
* 972409-7		
* 972411-3		
* 972426-1		
972575-5	21	111
972577-1	21	129
* 973084-7		
* 973096-1		
* 973267-8		
973444-3	23	209
* 973447-6		
973451-8	23	191
* *(973475)*		
973487-2	32	381
	64	793
973489-8	87	987
973542-4	64	797
973543-2	64	801
973545-7	87	989
973546-5	25	235
973548-1	87	991
* 973883-2		
* 973924-4		
* 973933-5		
* 973962-4		
974027-5	37	499
974028-3	37	499
* 974258-6		
* 974589-4		
974673-6	46	697
	46	703
	46	709
	46	711
974678-5	22	181
	25	233
	25	235
	64	793
	64	795
	64	797
	64	799
974683-5	52	747
	89	1037
	89	1041
974688-4	72	833
	86	959
	89	1037
	89	1041
975093-6	64	795
* 975144-7		
975146-2	23	187
* 975249-4		
975256-9	26	293
975261-9	25	273
975262-7	25	273
975268-4	23	191
	23	203
	23	205
975271-8	23	195
975275-9	23	207
	23	215
	26	291
	26	299
	36	467
	38	545
975278-3	28	351
975279-1	28	351
975285-8	37	505
975286-6	37	505
975287-4	37	505
975288-2	37	505
975289-0	37	505
975290-8	37	505
975291-6	37	505
975303-9	37	489
975422-7	21	129
* 975561-2		
* 975567-9		
* 975594-3		
975827-7	89	1037
	89	1041
976040-6	21	103
* 976103-2		
* 976418-4		

*) Standard part, occurs elsewhere in this catalogue. /Standardartikel, förekommer på flera sidor i denna katalog.

NUMERICAL REGISTER — NUMMERREGISTER

Part No. Artikel nr	Gr Gr	Page Sida
976422-6	37	511
* 976424-2		
976572-8	23	193
	23	197
	25	255
	38	547
	38	549
976577-7	38	557
* 977254-2		
(1128622)	89	1047
(1128736)	89	1051
1129133-3	23	215
(1129375)	89	1045
(1129394)	89	1045
1129469-1	37	481
(1129711)	89	1045
(1129712)	89	1045
(1129740)	89	1047
1129817-1	39	563
1129825-4	39	563
1129904	39	565
1161059-9	21	121
	21	127
(1161133)	33	403
	33	405
	33	409
1161156-3	84	911
1161241-3	51	727
1161251-2	61	783
(1161276)	46	697
1161287-6	84	903
	84	911
1161326-2	33	403
	33	405
	33	409
1161329-6	46	697
	46	703
	46	709
	46	713
1161342-9	89	1051
1161386-6	84	911
(1188402)	85	935
(1188760)	87	995
1188761	87	995
1188763	87	995
1188764	87	995
(1202237)	52	765
	83	887
1202843-7	85	923
1203311-4	83	879
	83	883
1203658-8	83	879
	83	883
1204535-7	85	921
1204899-7	85	925
1204951-6	85	925
(1205658)	64	803
(1205777)	72	829
1205814-5	36	459
1205849-1	55	771
1205887-1	55	771
1205926-7	72	835
1205953-1	55	771
1205982-0	61	783
1205991-1	72	829
1206339-2	55	771
	55	773
1206840-9	41	587
	41	589
(1207350)	52	743
1207351-6	52	743
1207352-4	52	743
1207532-1	89	1047
(1208329)	43	601
	43	625
(1208419)	43	599
	43	605
(1208441)	43	601
	43	629
1208444-8	43	599
	43	605
(1208478)	43	601
	43	625
(1208494)	43	599
	43	605
(1208496)	43	601
	43	629
(1208497)	43	601
	43	629
(1208512)	43	599
	43	605
1208532-0	43	645
	43	647
1208533-8	43	645
	43	647
1208534-6	43	645
	43	647
(1208538)	43	599
	43	609
(1208541)	43	599
	43	609
1208567-6	43	599
	43	609
1208568-4	43	599
	43	609
(1208605)	43	601
	43	633
(1208606)	43	603
	43	633
(1208621)	43	599
	43	609
(1208626)	43	601
	43	641
1208628-6	43	601
	43	641
(1208688)	43	599
	43	613
(1208690)	43	601
	43	637
1208691-4	43	603
	43	637
1208695-5	43	601
1208697-1	43	601
	43	641
(1208704)	43	599
	43	613
1208719-3	43	603
	43	637
1208734-2	43	599
	43	617
* 1209277-1		
* 1209287-0		
(1209293)	43	607
1209295-3	46	695
1209296-1	43	605
	43	609
	43	613
	43	617
1209310-0	43	607
	43	611
	43	615
	43	619
1209348-0	43	643
1209349-8	43	627
	43	631
	43	635
	43	639
1209369-6	46	699
1209450-4	43	625
	43	629
	43	633
	43	637
1209451-2	43	625
	43	629
	43	633
	43	637
	43	641
1209452-0	43	625
	43	629
	43	633
	43	637
	43	641
1209453-8	43	625
	43	629
	43	633
	43	637
	43	641
1209466-0	43	627
	43	631
	43	635
	43	639
	43	643
1209467-8	43	627
	43	643
1209477-7	43	607
	43	609
	43	613
	43	617
1209491-8	43	605
	43	609
1209638-4	43	621
1209674-9	43	621
(1209700)	43	601
1209720-0	43	625
	43	629
	43	633
	43	637
	43	641
1209772-1	46	697
1209802-6	43	621
1209814-1	45	687
	45	689
	45	691
1209835-6	46	697
	46	701
1209836-4	46	697
1209844-8	43	627
	43	631
	43	635
	43	639
	43	643
1209850-5	46	697
* 1209853-9		
* 1209855-4		
* 1209857-0		
* 1209859-6		
1209862-0	45	691
1209867-9	45	691
(1209874)	41	583
	41	587
1209876-0	43	605
	43	609
	43	613
	43	617
1211392-4	23	217
	25	235
	38	545
	41	585
	41	587
	41	589
1211880-8	89	1037
1212200-8	55	771
1212593-6	36	463
1212856-7	37	489
	43	621
1212857-5	37	489
1212859-1	36	463
(1212899)	37	495
1212901-1	37	513
* 1212957-3		
1213920-0	83	885
1214948-0	37	495
1215113-0	23	215
1215278-1	37	477
1215315-1	37	505
(1215505)	37	505
1215591-7	52	747
1216153-5	46	695
	46	697
1216154-3	46	695
	46	697
1216156-8	46	695
	46	697
1216167-5	46	697
1216177-4	46	695
	46	697
1216180-8	46	697
1216220	46	701
1216222	46	701
1216224	46	701
1216329	46	707
1216353	46	711
1216375	46	701
1216376	46	701
1216382	46	701
1216383	46	701
1216384	46	707
1216385	46	707
1216387	46	711
1217099-9	46	697
	46	703
	46	709
	46	713
1218002-2	21	133
1218004-8	21	131
1218005-5	21	133
	21	137
1218006-3	21	133
1218018-8	21	137
1218019-6	21	137
1218020	21	137
(1218023)	21	137
1218026-1	21	137
(1218027)	21	137
1218033-7	21	133
1218035-2	21	141
(1218036)	21	141
1218049	22	177
1218064-2	21	133
(1218077)	21	137
1218102-0	21	133
(1218122)	26	293
1218123-6	21	135
1218127-7	21	135
1218146-7	21	137
1218178-0	22	177
1218190-5	38	527
(1218191)	21	137
	26	293
1218192-1	21	137
1218193-9	21	133
(1218200)	21	135
(1218201)	21	135
1218213-5	28	347
1218214-3	28	347
1218239-0	21	141
1218250-7	21	141
1218257-2	28	347
* *(1218277)*		
1218283-8	21	139
1218297-8	21	131
1218299-4	22	177
1218300-0	21	137
1218301-8	21	137
(1218306)	21	131
1218307-5	21	141
1218310-9	26	293
1218331-5	21	137
	26	293
1218332-3	21	137
1218353-9	21	137
1218360-4	38	527
1218361-2	21	135
1218369-5	21	133
1218370-3	21	133
1218371-1	21	133
1218372-9	21	133
1218373-7	25	265
1218375-2	26	293

*) Standard part, occurs elsewhere in this catalogue. /Standardartikel, förekommer på flera sidor i denna katalog.

NUMERICAL REGISTER — NUMMERREGISTER

Group / Grupp 03

Page / Sida 49

Part No. / Artikel nr	Gr / Gr	Page / Sida
1218376-0	21	137
1218379-4	21	139
1218380-2	21	139
(1218383)	21	133
1218384-4	21	139
1218395-0	21	133
1218400-8	21	133
1218421-4	21	139
1218422-2	21	139
1218423-0	21	139
1218618-5	25	251
1219322-3	21	99
	21	103
1219536-8	22	169
1219554-1	25	255
1219566-5	25	251
1219647-3	22	169
(1219648)	21	101
* 1219666-3		
1219731-5	23	185
	23	189
	26	293
1219815-6	37	505
1219852-9	32	379
	32	385
	32	391
	32	395
1219961-8	64	797
1220127-3	43	669
	43	673
1220132-3	43	669
	43	675
1220141-4	43	669
	43	675
* *(1220146)*		
1220185-1	43	673
1220187-7	43	673
1220193-5	43	669
1220195-0	43	669
1220197-6	43	669
	43	673
1220200-8	43	603
1220235-4	43	669
	43	673
1220240-4	43	669
1220244-6	43	669
	43	673
1220267-7	43	669
1220309-7	43	605
1220324-6	43	605
	43	609
	43	613
	43	617
1220325-3	43	605
	43	609
	43	613
	43	617
1220326-1	43	605
	43	609
	43	613
	43	617
1220333-7	43	605
	43	609
1220350-1	43	605
	43	609
	43	613
	43	617
1220376-6	43	599
	43	601
1220431-9	43	607
	43	611
	43	613
	43	617
1220616-5	43	669
	43	673
1220617-3	43	669
	43	673
1220624-9	43	669
(1220756)	43	607
1220759-3	41	585
	41	587
	41	589
1220763-5	41	583
	41	587
	41	589
1220769-2	43	599
1220774-2	43	625
	43	629
	43	633
	43	637
	43	641
* 1220802-1		
1220838-5	43	605
	43	609
	43	613
	43	617
1220843-5	45	691
1220849-2	43	609
	43	613
	43	617
1220889-8	43	625
	43	629
	43	633
	43	637
	43	641
1220890-6	43	625
	43	629
	43	633
	43	637
	43	641
1220894-8	43	621
1220943-3	43	621
1220945-8	43	607
1220949-0	41	583
	41	587
	41	589
1220976-3	43	605
	43	609
	43	613
	43	617
1220977-1	43	605
	43	609
	43	613
	43	617
* 1220983-9		
* 1220984-7		
* 1220985-4		
1221010-0	88	1025
1221304-7	88	1023
1221713-9	52	745
1221906-9	52	747
	52	749
	52	751
	52	753
1221940-8	41	593
1221967-1	43	623
1221990-3	23	209
1224233-5	85	925
1224416-6	85	925
1224493-5	85	925
1224786-2	23	213
	23	215
1224912-4	85	925
1224913-2	85	925
1224941-3	85	925
1228272-9	52	747
	52	749
	52	751
	87	965
1228351-1	51	731
1228352-9	51	731
1228399-0	64	793
	64	797
	64	799
1228568-0	89	1031
1228590-4	51	731
1228668-8	89	1031
1229191-0	23	191
(1229297)	61	781
(1229299)	61	781
1229303-1	72	829
1229350-2	52	757
	52	761
	52	763
(1229391)	72	829
1229423-7	72	829
1229448-4	64	803
(1229573)	61	783
1229608-3	65	817
(1229694)	55	773
1229695-0	55	771
1229696-8	55	771
(1229697)	41	583
	41	587
	55	771
	55	773
(1229715)	65	817
1229785-9	55	771
1229805-5	21	145
1229873-3	65	817
(1229881)	64	791
1229934-3	64	791
1229939-2	64	791
1232013-1	43	627
	43	631
	43	635
	43	639
	43	643
1232042-0	43	627
	43	643
(1232063)	43	607
1232067-7	43	607
	43	609
	43	613
	43	617
1232068-5	43	607
	43	611
	43	613
	43	617
1232080-0	43	607
	43	611
	43	615
	43	619
1232086-7	43	607
	43	611
	43	613
	43	617
1232090-9	43	645
1232091-7	43	645
1232094-1	43	645
1232096-6	43	607
	43	609
	43	613
	43	617
1232100-6	46	695
1232101-4	43	625
	43	629
	43	633
	43	641
1232119-6	43	607
	43	609
	43	613
	43	617
1232165-9	43	621
1232173-3	43	621
1232175-8	43	621
1232247-5	43	605
	43	609
	43	613
	43	617
1232377-0	43	621
(1232383)	43	605
	43	609
1232398-6	43	605
	43	609
1232411-7	43	599
1232426-5	43	607
	43	611
	43	615
	43	617
1232436-4	46	697
	46	701
1232457-0	43	621
1232501-5	43	627
1232507-2	43	625
	43	629
	43	633
	43	637
	43	641
1232520-5	43	627
	43	631
	43	635
	43	639
	43	643
(1232575)	43	627
	43	631
	43	635
	43	639
	43	643
* 1232645-0		
(1232646)	43	627
	43	643
1232682-3	43	621
1232722-7	46	697
1232733-4	46	697
1232736-7	45	687
	45	689
	45	691
1232740-9	43	605
	43	609
	43	613
	43	617
(1232742)	43	605
	43	609
(1232743)	43	605
	43	609
1232747-4	43	605
1232771-4	46	697
1232772-2	46	697
1232852-2	43	599
1232921-5	46	695
1232922-3	46	697
(1233002)	43	647
(1233009)	43	651
1233018-9	43	651
	43	657
1233019-7	43	651
	43	657
1233024-7	43	651
	43	655
	43	657
	43	659
1233025-4	43	657
	43	659
1233026-2	43	655
	43	657
	43	659
1233028-8	43	651
1233029-6	43	651
1233031-2	43	651
	43	657
1233035-3	43	651
	43	657
1233036-1	43	651
	43	655
	43	657
1233037-9	43	651
	43	655
1233041-1	43	651

*) Standard part, occurs elsewhere in this catalogue. /Standardartikel, förekommer på flera sidor i denna katalog.

Group / Grupp 03

Page / Sida 50

NUMERICAL REGISTER — NUMMERREGISTER

Part No. Artikel nr	Gr Gr	Page Sida
1233049-4	43	657
	43	659
1233050-2	43	655
	43	657
	43	659
1233064-3	43	647
1233066-8	43	657
1233068-4	43	657
1233071-8	43	657
1233074-2	43	657
(1233081)	43	659
1233084-1	43	659
1233089-0	43	659
1233091-6	43	659
1233098-1	43	657
1233102-1	43	657
1233103-9	43	657
1233104-7	43	657
1233105-4	43	657
1233106-2	43	657
1233107-0	43	657
1233108-8	43	657
1233109-6	43	657
1233110-4	43	657
1233116-1	43	647
1233117-9	43	647
1233121-1	43	647
1233132-8	43	657
(1233137)	43	647
1233141-9	43	647
(1233165)	43	663
1233198-9	43	665
1233203-7	43	667
1233204-5	43	667
1233205-2	43	667
(1233214)	43	649
(1233226)	43	659
1233227-6	43	659
1233270-6	43	651
1233328-2	43	647
1233402-5	43	657
1233415-7	43	649
1234048-5	37	521
1234263-0	37	521
1234264-8	37	521
1234326-5	31	361
	31	363
	31	367
	31	369
	32	381
	32	387
	32	393
1234532-8	37	507
(1234568)	37	495
1234966-8	37	505
(1235013)	37	521
1235064-1	36	463
(1235067)	37	517
1235463-5	37	505
1239517-4	43	655
1239519-0	43	651
	43	659
1239525-7	43	655
	43	659
1239528-1	43	659
(1239536)	43	659
1239537-2	43	659
1239555-4	43	657
1239557-0	43	663
1239560-4	43	665
1239563-8	43	665
	43	667
1239564-6	43	665
1239566-1	43	665
1239568-7	43	665
1239569-5	43	665
(1239572)	43	663
1239574-5	43	663
1239577-8	43	649
1239578-6	43	649
1239581-0	43	649
1239582-8	43	649
1239584-4	43	649
1239585-1	43	649
1239586-9	43	663
	43	667
1239589-3	43	667
1239594-3	43	663
1239595-0	43	663
1239653-7	43	665
1239658-6	43	647
1239662-8	43	647
1239669-3	43	657
1239673-5	43	651
1239680-0	43	649
1239682-6	43	647
1239683-4	43	649
(1239689)	43	647
1239690-9	43	647
1239691-7	43	647
1239696-6	43	655
1239697-4	43	649
1239699-0	43	649
1239705-5	43	651
1239706-3	43	655
1239709-7	43	655
1239710-5	43	655
1239711-3	43	655
1239712-1	43	655
1239713-9	43	655
1239722-0	43	655
1239723-8	43	651
1239726-1	43	655
1239727-9	43	655
(1239728)	43	655
1239729-5	43	655
1239730-3	43	655
1239731-1	43	655
1239733-7	43	655
1239734-5	43	655
1239735-2	43	655
1239736-0	43	655
1239737-8	43	655
1239738-6	43	655
1239741-0	43	657
1239744-4	43	647
1239745-1	43	657
1239750-1	43	647
1239752-7	43	651
1239756-8	43	651
1239759-2	43	659
1239760-0	43	659
1239762-6	43	659
1239763-4	43	659
1239764-2	43	659
1239767-5	43	657
1239770-9	43	657
1239771-7	43	659
1239772-5	43	659
1239773-3	43	659
1239774-1	43	659
1239775-8	43	659
1239776-6	43	659
1239777-4	43	659
1239778-2	43	659
1239780-8	43	657
1239781-6	43	657
1239782-4	43	657
1239784-0	43	657
1239788-1	43	657
1239789-9	43	657
1239819-4	43	663
1239821-0	43	649
1239823-6	43	649
1239826-9	43	647
(1239828)	43	647
1239829-3	43	647
1239831-9	43	657
1239832-7	43	647
1239834-3	43	649
1239835-0	43	649
1239877-2	43	655
1239880-6	43	647
1239883-0	43	647
1239884-8	43	647
1239885-5	43	649
1239892-1	43	651
	43	655
1239894-7	43	651
1239895-4	43	651
1239898-8	43	651
	43	657
1239911-9	43	651
1239913-5	43	655
1239915-0	43	651
1239916-8	43	651
1239920-0	43	659
1239922-6	43	651
1239936-6	43	647
1239938-2	43	663
1239939-0	43	663
1239960-6	43	649
1239961-4	43	649
1239968-9	43	655
1239970-5	43	657
1239990-3	43	651
	43	655
1239992-9	43	655
1243515-2	85	921
1243518-6	85	921
1243548-3	85	937
	85	943
1243584-8	85	925
1243657-2	37	495
	85	921
1243689-5	85	931
1243773-7	88	1019
1243810-7	85	939
1243865-1	88	1019
(1246096)	83	879
1246342-8	36	457
1247171-0	31	363
	31	365
	31	367
	31	369
	31	371
	81	859
1247342-7	25	225
	85	945
	89	1035
1255018-2	23	219
	52	747
	52	749
1255174-3	89	1033
1255219-6	31	361
1255422-6	23	217
1255439-0	36	457
1255988-6	89	1037
1255989-4	25	279
	25	281
	81	857
	83	879
	83	883
	88	1005
	88	1009
1257005-7	21	149
1257010-7	21	149
1257011-5	21	149
(1257015)	26	297
1257030-5	21	145
1257031-3	21	145
1257038-8	21	153
1257039-6	21	153
1257041-2	26	299
(1257050)	21	155
1257051-1	21	149
(1257052)	21	149
1257055-2	21	149
1257056-0	21	149
1257059-4	21	149
1257061-0	21	149
1257062-8	21	149
1257063-6	21	149
1257064-4	21	149
1257065-1	21	149
1257066-9	21	149
1257067-7	21	149
1257068-5	21	149
1257069-3	21	149
1257070-1	21	149
1257071-9	21	149
1257072-7	21	149
1257073-5	21	149
1257074-3	21	149
1257075-0	21	149
1257076-8	21	149
1257077-6	21	149
1257078-4	21	149
1257079-2	21	149
1257080-0	21	149
1257088-3	21	155
1257089-1	21	155
1257090-9	21	155
1257100-6	21	155
1257104-8	21	155
1257113-9	22	179
1257120-4	22	179
(1257121)	22	179
(1257131)	22	179
1257132-9	22	179
1257134-5	22	179
1257137-8	38	527
1257147-7	23	199
1257149-3	23	199
1257150-1	23	199
1257151-9	23	199
1257152-7	23	199
1257153-5	23	199
1257156-8	23	211
1257166-7	21	151
	23	211
* 1257176-6		
1257179-0	21	145
1257183-2	26	297
1257184-0	26	297
1257185	26	297
1257197-2	26	297
1257200-4	23	199
1257201-2	23	199
(1257212)	25	267
1257221-0	21	149
1257223-6	21	159
1257226-9	21	159
1257231-9	21	149
1257237-6	21	159
1257242-6	21	155
1257250-9	23	199
1257259-0	23	211
1257270-7	21	153
1257272-3	21	149
	21	153
1257273-1	21	155
1257276-4	21	153
1257284-8	27	319
	27	321
1257291-3	27	315
1257295-4	26	299
1257296-2	21	145
1257297-0	21	155
1257331-7	23	199
1257340-8	87	991
1257342-4	25	225
	25	227
	25	231
1257376-2	25	225
	25	229
	25	231
	52	765
(1257379)	32	375
* 1257380-4		

*) Standard part, occurs elsewhere in this catalogue. /Standardartikel, förekommer på flera sidor i denna katalog.

NUMERICAL REGISTER — NUMMERREGISTER

Group / Grupp 03

Page / Sida 51

Part No. / Artikel nr	Gr / Gr	Page / Sida
* 1257381-2		
1257388-7	23	201
	23	211
1257390-3	23	211
1257391-1	23	199
1257413-3	21	159
1257414-1	21	159
(1257415)	21	159
1257416-6	21	159
1257417-4	21	159
1257418-2	21	159
1257427-3	23	199
1257428-1	23	199
1257429-9	23	199
1257430-7	23	199
1257443-0	26	305
1257448-9	26	299
1257462-0	26	299
	26	307
1257464-6	87	991
1257466-1	87	991
1257497-6	25	275
	25	277
	25	279
	25	281
1257498-4	25	275
	25	277
	25	279
	25	281
1257499-2	25	261
	25	275
	25	277
	25	279
	25	281
1257530-4	28	349
1257540-3	21	159
1257543-7	23	199
	23	211
1257546-0	25	225
	25	227
	25	231
1257558-5	32	375
	32	377
1257559-3	21	159
1257592-4	23	211
1257593-2	23	211
1257599-9	21	149
1257600-5	21	153
1257604-7	21	155
1257605-4	21	149
* 1257608-8		
1257613-8	21	149
1257630-2	23	211
* 1257632-8		
* 1257633-6		
1257634-4	23	211
1257639-3	23	199
	23	211
	25	267
1257640-1	26	297
1257649-2	28	349
(1257654)	21	159
(1257662)	22	179
1257663-3	23	211
1257669-0	87	991
1257671-6	87	991
1257673-2	87	991
1257696-3	25	231
1257702-9	27	319
	27	321
1257706-0	26	297
1257725	27	321
1257726	27	321
1257727-6	27	321
1257728-4	27	319
	27	321
1257729-2	27	319
	27	321
1257730-0	27	321
1257731-8	27	321
1257781-3	25	231
1257795-3	26	297
1257803-5	22	179
1257810-0	21	149
1257811-8	21	149
1257812-6	21	149
1257813-4	21	149
1257814-2	21	149
1257815-9	21	149
1257816-7	21	157
1257820-9	22	179
1257827-4	22	179
1257836-5	27	319
1257837-3	27	319
1257867-0	25	237
(1257888)	28	349
1257889-4	28	349
1257961-1	25	231
1257992-6	26	297
1258016-3	36	455
1258126-0	37	523
1258148-4	36	449
1258149-2	36	449
1258150-0	36	449
(1258178)	39	563
1258180-7	37	481
	39	563
(1258266)	36	461
1258269-8	36	463
1258467-8	55	771
	55	773
(1258505)	43	621
(1258599)	37	517
1258676-4	87	975
	87	979
	87	983
(1258689)	87	963
1258690-5	87	963
1258820-8	88	1001
1258821-6	36	465
	88	1001
	88	1013
1258824-0	88	1005
	88	1009
1258833-1	88	1007
	88	1011
1258838-0	88	1007
	88	1011
1258841-4	88	1001
(1258894)	88	1009
1258902-4	36	465
1258958-6	36	463
1258960-2	36	463
1259300-0	88	1005
1259314-1	88	1003
1259327-3	87	963
(1259340)	87	991
	87	995
1259360-4	31	361
1259361	87	963
1259367-9	87	975
	87	979
	87	983
1259383-6	88	1003
1259389-3	37	495
1259433-9	37	495
1259519-5	87	975
	87	979
	87	983
1259557-5	32	379
	32	383
1259559-1	32	379
	32	383
	32	385
	32	389
	32	395
1259562-5	32	383
1259563	32	383
1259564-1	32	379
	32	383
1259571-6	32	383
	32	389
	32	397
1259708-4	43	669
1259710-0	37	507
1259714-2	87	963
1259715-9	87	963
1259797-7	88	1005
1259811-6	88	1007
	88	1011
1259816-5	37	495
1259817-3	37	495
1259822-3	37	495
1259823-1	37	495
1259825-6	36	455
1259826-4	37	493
1259828-0	37	493
(1259829)	37	493
1259830-6	37	493
1259831-4	35	429
	36	449
	36	451
	36	453
	37	493
1259851-2	37	509
1259853-8	37	505
1259854-6	37	505
	38	559
	52	757
	52	761
	52	763
1259925-4	37	517
	37	519
(1259926)	37	519
1264198-1	88	1025
1264233-6	83	885
1264326-8	85	945
1264531-3	85	921
1265057-8	85	921
1265058-6	85	921
1265067-7	85	925
1265105-5	85	923
1265166-7	85	927
1265195-6	85	921
1265200-4	85	931
1265270-7	85	927
1265272-3	85	927
(1265325)	88	1017
1265519-7	85	919
(1265564)	85	933
(1265703)	85	939
1265704-5	85	933
	85	937
	85	941
1265725-0	85	935
1266008-0	23	205
1266191	21	101
1266193-0	21	101
1266195-5	21	101
1266196-3	21	101
1266286-2	22	169
	22	173
	22	177
1266416-5	21	101
1266417-3	21	101
1266418-1	21	101
1266419-9	21	101
1266420-7	21	101
1266421-5	21	101
1266500-6	23	193
	23	195
	23	197
	23	199
	23	207
	23	209
1266539-4	25	255
1266663-2	21	103
1266667-3	25	253
1266673-1	33	409
1266710-1	25	255
	25	259
1266711-9	25	255
	25	257
	25	259
1266775-4	26	305
(1266796)	25	255
1266817-4	22	169
1266826-5	25	225
	25	231
1266870-3	23	209
	23	211
(1267109)	81	849
1267130-1	81	851
(1267133)	81	851
(1267203)	81	865
(1267361)	83	875
(1267362)	83	875
1267382-8	82	869
1267383-6	82	869
1267384-4	82	869
1267420-6	81	857
1267421-4	81	857
1267449-5	81	851
(1267494)	81	849
1267559-1	81	857
1267760-5	81	851
	86	953
1267785-2	81	851
1267787-8	81	849
1267788-6	81	849
(1267797)	81	857
1267799-3	81	857
1267850-4	81	857
1268035-1	81	863
1268176-3	86	949
	86	951
1268218-3	82	869
1268304-1	23	213
	23	215
(1268603)	83	879
1268605-1	83	879
	83	883
1268606-9	83	879
	83	883
1268642-4	86	949
1268658-0	83	885
1268660-6	83	885
1268661-4	83	885
1268665-5	85	945
1268724-0	83	879
	83	883
1268725-7	83	879
	83	883
1268806-5	83	879
	83	883
1268911-3	82	869
1268914-7	82	869
1268950-1	82	869
* 1268957-6		
1268958-4	23	213
1268984-0	83	875
1269143-2	21	133
1269301-6	26	293
1269304-0	26	293
(1269311)	21	137
1269504-5	25	253
1269581-3	43	677
1269679-5	25	253
1269755-3	37	511
1269770-2	33	401
1269874-2	26	293
1269915-3	28	341
1269920-3	28	347
1269921-1	28	347
1269922-9	28	347
1269938-5	21	139
1269941-9	26	293
1269972-4	28	347
1269974-0	28	347
1271005-9	25	259

*) Standard part, occurs elsewhere in this catalogue. /Standardartikel, förekommer på flera sidor i denna katalog.

NUMERICAL REGISTER — NUMMERREGISTER

Part No. Artikel nr	Gr Gr	Page Sida
1271043-0	28	341
(1271071)	25	253
1271072-9	25	253
(1271100)	23	197
1271135-4	23	197
1271156-0	23	197
1271159-4	23	197
1271163-6	23	197
1271168-5	28	351
1271185-9	25	259
1271188-3	28	351
1271191-7	25	259
1271198-2	25	275
	25	277
(1271200)	28	341
1271202-2	28	341
1271208-9	27	317
1271216-2	27	327
	27	329
1271252-7	25	275
	25	277
	25	279
	25	281
(1271256)	25	271
	25	277
	25	281
	25	285
1271329-3	22	177
1271335-0	21	131
1271336-8	21	131
1271337-6	21	131
1271348-3	25	275
1271353-3	87	989
1271357-4	87	989
1271361-6	25	273
1271362-4	26	295
1271376-4	21	131
(1271377)	25	277
1271381-4	22	177
1271385-5	22	177
(1271395)	25	271
	25	277
	25	281
1271440-8	26	293
1271443-2	21	139
1271444-0	22	177
1271449-9	22	177
1271450-7	25	279
	25	281
1271452-3	25	279
	25	281
1271456-4	25	279
1271462-2	25	265
1271463-0	25	265
(1271464)	25	281
(1271469)	26	293
(1271470)	26	293
1271479-6	26	295
1271483-8	21	131
1271485-3	21	141
1271486-1	21	131
1271487-9	21	133
1271488-7	25	255
	25	259

Part No. Artikel nr	Gr Gr	Page Sida
1271490-3	43	677
1271496-0	21	135
1271497-8	21	135
1271509-0	26	293
1271510-8	21	133
(1271511)	43	677
1271512-4	43	677
1271523-1	26	293
1271527-2	25	275
	25	277
1271540-5	43	677
1271561-1	43	645
1271562-9	21	137
1271564-5	23	197
1272001-7	27	311
	27	313
1272021-5	41	583
	41	587
	41	589
	52	755
1272037-1	36	467
	41	583
	41	587
	41	589
1272066-0	52	755
1272070-2	23	219
1272071-0	23	219
*) 1272073-6		
1272078-5	52	741
1272088-4	21	145
1272089-2	21	145
1272100-7	65	817
1272107-2	52	745
1272109-8	52	755
1272121-3	52	741
	52	747
	52	749
	52	751
	52	753
	83	891
	87	965
1272178-3	43	645
1272306-0	65	817
(1272310)	72	833
1272328-4	23	191
	52	741
	52	747
	52	749
	52	751
	52	753
	87	965
(1272331)	64	791
1272364-9	64	791
1272390-4	25	257
	25	259
1272393-8	41	583
	41	587
	41	589
1272399-5	65	817
1272401-9	23	189
	52	757
	52	761
	52	763
1272402-7	52	757

Part No. Artikel nr	Gr Gr	Page Sida
1272403-5	27	311
	27	313
1272404-3	27	311
	27	313
(1272411)	64	809
	64	811
1272412-6	64	809
1272413-4	27	311
	27	313
1272425-8	64	809
1272426-6	64	807
	64	809
1272427-4	64	809
1272431-6	64	809
1272458-9	23	205
1272472-0	23	205
1272510-7	21	145
1272511-5	21	119
	21	145
1272616-2	52	757
	52	761
	52	763
1272618-8	27	311
	27	313
1272631-1	55	771
	55	773
1272640-2	88	1001
1272666-7	77	841
1272762-4	27	311
	27	313
1272764-0	27	311
	27	313
1272819-2	55	771
1272830-9	23	207
	23	209
	23	217
1272831-7	23	207
*) 1272918-2		
1272926-5	64	803
1272939-8	64	803
1272943-0	64	803
1272956-2	55	771
	55	773
1272957-0	55	771
	55	773
1272958-8	55	771
	55	773
1272960-4	72	833
1272992-7	64	791
1273005-7	64	791
1273068-5	77	841
1273118-8	55	771
	55	773
1273184-0	72	829
	72	831
*) 1273210-3		
1273223-6	43	645
1273226-9	27	323
	27	325
	27	327
	27	329
	27	331
	27	333
1273227-7	27	323

Part No. Artikel nr	Gr Gr	Page Sida
	27	325
	27	327
	27	329
	27	331
	27	333
1273229-3	27	323
	27	327
	27	331
1273235-0	61	781
1273239-2	27	323
	27	327
	27	331
1273240-0	52	745
1273318-4	51	727
	61	783
1273333-3	27	311
	27	313
1273335-8	65	817
1273346-5	43	645
(1273376)	64	793
	64	797
	64	799
1273381-2	43	623
(1273458)	64	805
1273462-0	27	311
	27	313
1273463-8	27	311
	27	313
1273467-9	36	459
1273481-0	52	761
1273516-3	38	559
	52	757
1273592-4	65	817
	72	833
	81	855
1273593-2	64	803
1273626-0	64	803
1273628-6	65	817
(1273636)	64	791
(1273637)	64	803
1273645-0	52	755
1273647-6	41	583
	41	587
	41	589
1273651-8	52	755
1273652-6	52	755
1273677-3	27	331
	27	333
(1273678)	41	591
1273681-5	41	583
	41	587
	41	589
	41	593
*) 1273683-1		
1273736-7	21	145
1273737-5	21	145
(1273741)	61	783
1273745-8	61	783
1273746-6	61	783
(1273747)	61	783
1273754-0	72	833
1273759-9	72	833
1273762-3	52	757
	52	761

Part No. Artikel nr	Gr Gr	Page Sida
1273763-1	52	757
	52	761
1273775-5	72	829
1273811-8	72	833
(1273831)	52	755
1273836-5	55	771
1273841-5	25	269
	25	275
	25	279
	25	283
(1273848)	72	829
1273900-9	52	761
	52	763
1273941-3	43	623
1273949-6	55	771
*) 1273979-3		
1273984-3	21	99
	21	119
1273988-4	41	583
	41	587
(1273991)	72	833
1274031-2	27	315
	27	317
1274034-6	27	315
	27	317
1274035-3	27	315
	27	317
1274052-8	26	289
	26	297
1274097-3	25	275
	25	277
	25	279
	25	281
1274240-9	27	315
	27	317
1274445-4	25	251
1274496-7	26	307
1274497-5	26	307
1274512-1	23	205
1274519-6	25	253
1274599-8	87	989
1274634-3	26	289
	26	293
	26	297
(1274697)	28	351
1274706-9	43	677
(1274707)	43	677
(1274708)	43	677
1274717-6	26	303
(1274762)	22	177
1274778-8	22	177
1274779-6	28	341
1274810-9	64	799
1274818-2	38	551
	38	553
	38	555
	38	557
(1274827)	28	341
(1274828)	28	341
1274848-9	25	279
	25	281
1274849-7	25	275
	25	277
1274853-9	25	279

*) Standard part, occurs elsewhere in this catalogue. /Standardartikel, förekommer på flera sidor i denna katalog.

NUMERICAL REGISTER — NUMMERREGISTER

Group / Grupp 03

Page / Sida 53

Part No. Artikel nr	Gr Gr	Page Sida
1274930-5	25	229
1274931-3	25	229
1274942-0	26	305
1274945-3	87	989
1274948-7	26	295
1274954-5	52	749
1274962-8	26	289
	26	295
	26	297
1274963-6	26	305
1274964-4	26	305
1274967-7	52	749
1274971-9	32	387
1274996-6	25	275
	25	277
1274997-4	25	275
	25	277
1274998-2	25	275
	25	277
1274999-0	25	275
	25	277
1276039-3	26	289
	26	293
	26	297
1276106-0	22	169
1276121-9	22	169
1276164-9	25	255
	25	257
1276171-4	22	169
1276215-9	25	285
1276336-3	22	169
1276337-1	22	169
1276378-5	26	297
(1276380)	26	291
1276424-7	21	111
	21	127
1276438-7	25	243
	25	245
	52	747
1276445-2	25	255
	25	257
1276449-4	33	403
1276450-2	33	403
	33	421
1276451-0	33	403
	33	421
1276453-6	33	403
1276454-4	33	403
1276455-1	33	403
1276457-7	33	403
1276458-5	33	403
1276459-3	33	403
1276460-1	33	403
1276463-5	33	403
	33	421
1276466-8	33	403
1276467-6	33	403
1276469-2	33	403
1276512-9	27	315
	27	317
1276516-0	23	205
	52	747
	52	749
1276517-8	23	205
1276518-6	23	205
(1276624)	22	169
	22	173
1276676-2	22	171
1276680-4	22	171
	22	181
1276694-5	23	205
1276710-9	28	337
1276963-4	26	301
(1277000)	89	1051
1277010-3	89	1045
	89	1047
1277011-1	89	1045
	89	1051
1277012-9	89	1045
1277029-3	89	1047
(1277030)	89	1045
	89	1047
(1277031)	89	1045
1277034	89	1045
1277035	89	1045
1277088-9	89	1045
1277119-2	52	761
(1277121)	52	759
1277123-4	52	761
	52	763
(1277124)	52	759
	52	761
	52	763
1277210-9	81	861
	83	891
	87	985
(1277305)	52	759
(1277310)	52	759
1277321-4	89	1045
1277326-3	89	1045
1277349-5	89	1051
1277356-0	38	539
1277366-9	22	177
(1277371)	89	1051
(1277372)	89	1051
(1277373)	89	1051
1277374-3	89	1053
1277375-0	89	1053
1277376-8	89	1051
1277377-6	89	1051
1277378-4	89	1051
1277379-2	89	1051
1277387-5	89	1045
1277394-1	89	1045
1277447-7	89	1047
1277457-6	21	103
1277459-2	89	1045
1277517-7	89	1047
1277548-2	89	1045
1277559-9	89	1045
1277568-0	89	1047
1277576-3	89	1051
1277585-4	89	1051
1277586-2	89	1051
1277671-2	21	99
1277685-2	21	101
1277730-6	64	803
1277803-1	89	1047
1277804-9	89	1047
1277805-6	89	1047
1277806-4	89	1047
1277827-0	21	153
1277884-1	89	1051
1277885-8	89	1045
	89	1053
1277886-6	89	1045
	89	1047
	89	1053
1277887-4	89	1053
1277888-2	89	1051
1277889-0	89	1051
1277896	21	95
1277897-3	21	95
1277898-1	36	467
	37	521
1277979-9	89	1049
1277980-7	89	1049
1277981-5	21	95
1277982-3	21	133
1277983-1	21	133
(1277984)	21	133
(1277985)	21	133
(1277986)	21	137
1289604	21	95
1289615-5	21	95
1294353-6	88	1007
	88	1009
	88	1011
1294354-4	88	1011
1297201-4	85	935
1297480-4	85	919
	85	933
	85	941
1297481-2	85	945
1297588-4	89	1035
1297612-2	88	1025
1297771-6	89	1037
	89	1041
(1297785)	88	1025
(1297819)	89	1033
1304214-8	89	1037
	89	1041
1304278-3	23	207
	23	217
1304390-6	23	213
	23	215
1304557-0	86	949
	86	951
(1304718)	23	217
1304765-9	89	1035
1304766-7	83	879
	83	881
	83	883
	83	889
* 1304770-9		
1304930-9	36	455
	36	457
1304975-4	36	449
	36	451
	36	453
1306160-1	26	295
	26	297
1306196-5	25	243
	25	245
1306244-3	27	315
	27	317
1306245-0	27	315
	27	317
1306246-8	27	315
	27	317
1306254-2	22	171
1306259-1	26	305
1306264-1	25	233
	25	235
1306333-4	21	103
	21	111
1306334-2	21	121
* 1306341-7		
1306398-7	25	243
1306510-7	28	337
1306511-5	28	341
	37	505
1306605-5	28	337
1306606-3	33	403
1306607-1	33	403
1306608-9	33	403
1306630-3	21	101
1306702-0	23	191
1306703-8	23	193
	23	205
	25	235
	25	243
	25	245
	25	247
	25	249
	38	531
	38	533
	38	535
1306706-1	23	205
1306852-3	25	269
	25	271
	25	275
	25	277
	25	279
	25	281
	25	283
	25	285
(1306854)	25	239
1306855	25	239
1306867-1	25	279
	25	281
	25	285
1306878-8	25	239
(1306938)	23	185
	23	189
1306981-0	22	169
1307016-4	37	481
1307029-7	31	361
1307035-4	37	493
1307048-7	36	457
	37	493
1307049-5	35	433
	36	455
	37	493
	43	669
1307050-3	37	493
1307051-1	37	493
(1307052)	85	921
1307053-7	35	425
	37	495
1307054-5	37	495
1307055-2	37	495
1307056-0	37	495
1307057-8	37	495
1307058-6	37	495
(1307064)	87	967
1307086-7	43	603
1307160-0	37	495
	37	517
1307164-2	37	505
1307189-9	87	967
1307191-5	87	969
1307199-8	87	969
1307200-4	87	969
1307206-1	87	969
1307236-8	87	967
1307278-0	87	967
1307279-8	87	967
1307288-9	87	967
1307296-2	87	969
1307309-3	87	967
1307344-0	87	967
1307348-1	87	967
1307369-7	46	697
1307393-7	37	517
1307395-2	88	1007
	88	1011
1307522-1	87	967
1307600-5	37	495
(1307654)	88	1009
(1307702)	88	1013
(1307707)	88	1013
1307723-5	88	1013
1307724-3	88	1013
1307726-8	88	1013
1307727-6	88	1013
1307819-1	39	575
1307843-1	88	1007
	88	1011
1307844-9	88	1007
	88	1011
1307852-2	37	495
1307893-6	36	457
1307894-4	36	457
1307919-9	35	437
(1307978)	87	967
1307982-7	87	967
1308024-7	46	697
1308026-2	88	1007
	88	1011
1308028-8	37	493
1308047-8	88	1005
	88	1009
1308051-0	88	1007
1308052-8	88	1007
1308119-5	88	1005
1308132	87	995
1308133-6	87	995
1308192-2	87	965
1308197-1	64	805

*) Standard part, occurs elsewhere in this catalogue. /Standardartikel, förekommer på flera sidor i denna katalog.

NUMERICAL REGISTER — NUMMERREGISTER

Part No. Artikel nr	Gr Gr	Page Sida
	88	1001
1308206-0	86	953
	89	1035
1308296-1	37	495
1308317-5	36	463
1308340-7	87	967
1308436-3	37	493
	43	669
(1308633)	43	669
1308634-3	38	529
	38	531
	38	533
	38	535
	38	537
	38	541
	38	543
1308650-9	37	507
1308749-9	37	505
(1308753)	31	361
	31	365
(1308758)	37	477
1308803-4	88	1013
1308809-1	88	1013
1308831-5	31	361
	31	363
	31	365
	31	367
	31	369
	31	371
1308850-5	37	521
(1308915)	31	367
1308963-6	87	963
1310112-6	85	931
1310449-2	85	939
	85	941
1310652-1	83	893
1310654-7	85	933
1310655-4	85	933
(1311854)	88	1017
1311855-9	88	1017
1311859-1	88	1017
1311860-9	88	1017
1311865-8	88	1017
1311866-6	88	1017
1312257-7	23	207
1312297-3	23	219
1312839-2	35	431
1312889-7	84	911
1313126-3	85	945
1315763-1	83	889
1316072-6	81	851
1316087-4	83	879
	83	883
1316113-8	81	851
1316234-2	81	855
	89	1037
	89	1041
1316280-5	81	851
(1316320)	77	841
1316323-3	81	863
1316365-4	31	363
	31	365
	31	367
	31	369

Part No. Artikel nr	Gr Gr	Page Sida
	31	371
	81	859
1316401-7	81	857
1316435-5	81	863
1316448-8	81	857
(1316478)	89	1031
1316488-4	83	877
(1316527)	81	849
(1316528)	81	849
1316583-2	89	1037
	89	1041
1316674-9	81	849
1316675-6	81	849
1316711-9	81	857
1316772-1	83	881
1316824-0	81	861
1316846-3	81	857
1316847-1	81	857
1316885-1	81	851
(1316899)	83	887
1316900-8	89	1031
1316920-6	82	869
1316957-8	36	459
1317007-1	23	193
	23	195
1317027-9	25	239
1317028-7	25	239
	25	241
1317030-3	28	337
1317061-8	23	193
1317273-9	23	185
1317277-0	25	239
1317280-4	25	239
1317282-0	25	239
1317283-8	25	239
	25	241
1317284-6	25	239
1317286-1	25	239
1317319-0	26	301
1317331-5	26	289
1317336-4	26	289
1317338-0	26	291
1317359-6	21	107
1317593-0	21	99
1317751-4	23	189
* 1317761-3		
1317762-1	21	121
(1317772)	21	121
1317794-4	21	121
1317796-9	21	121
1317798-5	21	121
1317841-3	26	295
	43	677
1317871-0	23	205
(1317957)	28	351
1318253-0	88	1019
1318254-8	88	1019
1318312-4	85	945
	89	1037
	89	1041
(1318381)	85	943
* *(1318400)*		
1318908-9	23	213
	23	215

Part No. Artikel nr	Gr Gr	Page Sida
	85	937
	85	941
	85	945
1318965-9	37	509
	89	1037
	89	1041
1318990-7	89	1037
	89	1041
(1320162)	89	1037
1320163-7	37	509
	89	1037
	89	1041
1320164-5	21	127
	37	509
	89	1037
	89	1041
1320166-0	89	1037
	89	1041
1320172-8	89	1037
	89	1041
1320269-2	86	953
1320281-7	81	857
1320283-3	81	857
1320306-2	36	459
	83	879
	83	883
	83	889
	88	1003
1320322-9	83	879
	83	883
1320323-7	83	879
	83	883
1320332-8	81	857
1320375-7	86	953
1320376-5	86	953
(1320387)	81	851
(1320409)	81	849
1320410-2	81	849
1320411-0	81	849
1320414-4	89	1037
	89	1041
1320416-9	89	1035
1320510-9	89	1037
	89	1041
1320863-2	83	879
	83	883
1320864-0	83	879
	83	883
* 1320889-7		
1321061-2	84	909
(1321427)	83	889
1321449-9	88	1001
1321507-4	83	879
1321508-2	83	879
1321511-6	83	879
	83	883
1321515-7	83	879
1321516-5	83	879
1321519-9	23	217
1321633-8	86	951
1321694-0	84	907
1321718-7	23	211
1321719-5	23	193
	23	195

Part No. Artikel nr	Gr Gr	Page Sida
	23	199
	23	207
	23	209
1321723-7	23	219
1321785-6	81	861
1321956-3	23	217
	37	507
	38	527
(1321989)	36	449
1321998-5	35	439
1321999-3	89	1031
1322561-0	43	621
(1323015)	31	361
	31	365
	31	367
(1323069)	32	379
	32	383
	32	385
	32	389
	32	391
1323122-0	37	521
	38	559
1323147-7	38	531
	38	533
	38	535
1323150-1	38	539
1323155-0	37	507
1323157-6	37	487
	37	507
	83	887
1323158-4	37	507
1323159-2	37	507
1323161-8	37	505
1323207-9	37	521
1323247-5	36	455
1323291-3	38	529
	38	531
	38	533
	38	535
	38	537
	38	539
	38	541
	38	543
1323312-7	37	519
(1323328)	32	389
(1323330)	32	389
1323353-1	32	379
	32	383
	32	385
	32	389
	32	391
1323359-8	37	481
(1323376)	36	463
1323428-1	87	967
1323432-3	87	967
(1323437)	87	967
1323441-4	87	967
(1323445)	87	967
1323462-0	43	671
	87	967
	88	1001
	88	1005
	88	1009
	88	1013

Part No. Artikel nr	Gr Gr	Page Sida
1323465-3	32	389
1323541-1	37	495
1323543-7	37	495
1323547-8	88	1005
1323592-4	37	521
	37	523
1323636-9	37	507
1323709-4	88	1013
1323734-2	88	1013
1323735-9	87	967
1323746-6	87	971
1323747-4	87	971
1323749-0	87	971
1323801-9	37	495
	37	517
(1323803)	87	975
	87	979
	87	983
1323827-4	31	367
	31	369
	37	507
1323863-9	88	1003
1323884-5	87	975
	87	979
	87	983
1323887-8	88	1003
1323895-1	87	971
1323920-7	39	567
	88	1007
1323921-5	87	963
1323924-9	87	963
1323942-1	87	965
1323946-2	87	977
1323987-6	31	363
	31	367
	31	369
1323989-2	36	467
1324004-9	87	977
1324009-8	36	463
1324010-6	36	463
1324025-4	88	1007
1324031-2	31	365
1324053-6	87	977
1324080-9	38	559
1324081-7	46	697
1324082-5	38	559
1324128-6	88	1005
1324179-9	87	967
(1324180)	87	967
1324186-4	37	505
1324190-6	88	1013
1324195-5	88	1013
1324250-8	31	365
1324263-1	35	437
	36	463
1324339-9	37	495
	85	921
1324361-3	87	977
	87	983
1324481-9	37	485
1324492-6	37	521
	85	929
	87	967
1324496-7	43	607

*) Standard part, occurs elsewhere in this catalogue. /Standardartikel, förekommer på flera sidor i denna katalog.

NUMERICAL REGISTER — NUMMERREGISTER

Group / Grupp 03

Page / Sida 55

Part No. / Artikel nr	Gr / Gr	Page / Sida
	43	611
	43	615
	43	619
1324560-0	88	1001
1324562-6	88	1007
	88	1011
1324581-6	37	505
1324582-4	37	493
(1324617)	32	391
	32	395
1324620-2	32	395
1324622-8	88	1005
	88	1009
1324625-1	38	527
1324627-7	88	1005
	88	1009
1324628-5	36	459
(1324630)	87	987
	87	993
1324672-3	52	747
1324673-1	52	747
1324695-4	37	495
1324696-2	43	671
1324743-2	87	977
	87	983
1324749-9	37	519
	37	521
1324759-8	88	1009
1324760-6	88	1001
	88	1005
	88	1013
1324786-1	38	559
1324787-9	38	559
1324793-7	37	487
1324829-9	87	977
	87	979
	87	983
1324834-9	88	1003
1324871-1	88	1013
(1324912)	88	1001
(1324950)	52	747
	89	1037
	89	1041
(1324956)	32	387
	32	389
1324958-6	32	389
1324959-4	32	389
(1324960)	32	389
1324961-0	32	389
(1324962)	32	389
1324963-6	32	379
	32	383
	32	385
	32	389
	32	391
(1324965)	32	383
1324967-7	87	965
	87	967
1325002-2	23	213
	23	215
1325029-5	36	447
1325199-6	86	953
1325200-2	86	953
(1325222)	86	949
	86	951
(1325224)	86	949
	86	951
(1325234)	23	213
1325235-8	23	213
1325236-6	23	213
	23	215
1325410-7	23	213
	23	215
1325442-0	83	885
1325483-4	77	841
1325539-3	23	213
(1325545)	36	457
1325676-3	36	455
1325678-9	36	455
1325683-9	23	207
1325690-4	35	435
1325734-0	23	207
	23	209
1325735-7	23	207
1325736-5	23	207
	87	975
	87	979
	87	983
	87	985
1325939-5	84	907
1325940-3	84	909
1325945-2	84	907
1325946-0	84	907
1325949-4	84	907
1326015-3	25	255
	25	259
1326016-1	25	255
	25	259
1326062-5	23	193
	23	195
	23	197
1326110-2	28	351
1326152-4	23	187
	37	505
1326153-2	23	187
1326181-3	38	527
1326195-3	27	315
	27	317
1326222-5	25	233
* 1326239-9		
1326243-1	21	127
1326246-4	21	127
1326252-2	25	247
1326253-0	25	233
1326255-5	25	233
1326264-7	22	173
1326284-5	21	127
1326296-9	21	107
	21	125
1326316-5	22	173
1326325-6	21	127
1326333-0	21	107
	21	125
(1326344)	26	289
1326368-6	27	315
	27	317
1326370-2	27	315
	27	317
1326433	25	239
* 1326437-9		
1326555-8	25	251
1326571-5	21	127
1326572-3	21	127
1326573-1	21	127
1326586-3	25	233
1326595-4	21	105
1326627-5	25	255
	25	257
	25	259
1326707-5	22	173
1326816-4	21	105
1326876-8	21	121
1328034-2	21	149
1328066-4	25	231
1328084-7	21	155
1328085-4	21	155
1328090-4	21	149
1328101-9	23	211
1328110-0	26	299
1328119-1	52	753
1328120-9	21	145
1328125-8	27	321
1328129-0	25	231
1328149-8	21	149
1328160-5	21	145
1328162-1	22	179
1328165-4	21	155
(1328166)	26	297
1328173-8	23	191
1328185-2	25	241
1328186-0	25	241
1328188-6	25	239
	25	241
1328192-8	25	239
	25	241
(1328195)	21	155
1328197-7	22	179
1328208-2	23	199
1328213-2	25	267
1328214-0	25	267
1328215-7	25	267
(1328216)	25	267
(1328217)	25	267
1328218-1	25	267
1328220-7	52	753
1328224-9	22	179
1328227-2	25	237
1328230-6	22	179
1328231-4	22	179
1328233-0	22	181
1328238-9	21	147
1328239-7	22	179
1328240-5	22	179
1328241-3	22	179
1328254-6	27	319
1328261-1	21	149
1328270-2	25	267
1328271-0	25	267
1328296-7	27	321
1328298-3	23	199
1328310-6	27	321
(1328326)	21	153
1328329-6	21	155
1328333-8	21	155
1328337-9	25	267
1328344-5	26	293
1328346-0	25	267
1328390-8	25	231
(1328391)	33	413
1328392-4	33	413
	33	415
1328397-3	38	527
1328448-4	26	299
1328452-6	26	299
1328458-3	26	299
1328489-8	27	321
1328491-4	27	319
1328502-8	23	199
1328519-2	25	283
	25	285
(1328532)	26	303
1328535-8	26	303
1328536-6	26	303
1328539-0	25	267
1328540-8	25	267
(1328575)	25	237
	25	241
1328593-7	52	753
1328615-8	25	267
1328622-4	26	305
1328650-5	25	249
1328659-6	25	237
1328672-9	25	283
(1328674)	23	211
1328677-8	25	237
1328695-0	25	283
	25	285
1328719-8	26	289
	26	297
1328720-6	26	289
	26	297
1328723-0	26	301
	26	303
1328758-6	64	799
1328760-2	64	799
1328776-8	22	169
	22	179
* 1328777-6		
(1328782)	32	375
1328793-3	26	297
1328810-5	32	375
1328818-8	21	145
1328819-6	64	799
1328826-1	87	991
1328828-7	22	181
1328829-5	22	181
1328831-1	26	293
1328832-9	26	299
1328833-7	22	181
1328835-2	26	305
1328836-0	26	305
1328845-1	25	283
1328850-1	32	375
	32	377
1328855-0	21	145
1328856-8	21	145
1328857-6	21	145
1328858-4	21	145
1328861-8	21	145
1328862-6	21	145
1328871-7	21	145
1328872-5	21	149
1328885-7	43	623
1328892-3	26	299
1328893-1	64	799
1328894-9	61	783
1328900-4	43	623
1328902-0	21	145
1328903-8	26	297
1328932-7	26	297
1328933-5	26	297
(1328941)	25	285
1328953-3	25	283
	25	285
1328963-2	25	283
	25	285
1328966-5	25	283
1328971-5	22	181
1328973-1	26	299
1328977-2	22	179
(1328980)	26	297
(1328991)	25	285
1329385-7	72	829
1329395-6	72	829
1329424-4	21	99
1329425-1	21	99
1329426-9	21	99
1329427-7	21	99
(1329429)	43	623
1329504-3	72	833
1329524-1	55	771
(1329526)	55	771
1329535-7	27	323
1329537-3	77	841
(1329579)	41	583
	41	587
	41	589
1329580-3	88	1013
* 1329584-5		
1329586-0	64	809
1329589-4	64	809
1329592-8	65	817
1329593-6	65	817
1329594-4	52	759
	52	761
1329603-3	77	841
1329604-1	52	747
	52	749
1329605-8	52	747
1329609-0	27	323
1329611-6	52	759
	52	761
	52	763
* 1329612-4		
1329646-2	25	269
	25	275
	25	279
	25	283
1329647-0	25	269
	25	273

*) Standard part, occurs elsewhere in this catalogue. /Standardartikel, förekommer på flera sidor i denna katalog.

NUMERICAL REGISTER — NUMMERREGISTER

Part No. Artikel nr	Gr Gr	Page Sida
	25	275
	25	279
	25	283
1329649-6	64	803
1329652-0	64	803
1329655-3	61	781
(1329668)	61	781
(1329686)	41	583
1329693-4	52	759
	52	761
	52	763
1329711-4	61	781
1329712-2	61	781
1329716-3	65	817
1329739-5	52	745
(1329740)	52	741
	52	745
(1329758)	52	765
1329762-7	52	765
1329763-5	52	765
(1329768)	51	727
(1329769)	51	727
1329770-0	51	727
(1329809)	43	645
1329820-3	61	783
(1329833)	55	771
1329841-9	86	953
1329874-0	25	269
	25	275
	25	279
1329879-9	72	833
1329912-8	65	817
1329913-6	65	817
(1329919)	64	791
1329951-6	65	817
1329986-2	72	833
1330038-9	77	841
(1330053)	77	841
1330102-3	61	783
1330112-2	25	269
	25	275
	25	279
	25	283
1330125-4	52	747
	52	749
1330128-8	52	759
	52	761
	52	763
1330129-6	41	583
	41	587
	41	589
1330154-4	27	331
	27	333
(1330181)	64	805
(1330182)	64	805
1330185-8	72	829
	72	831
1330190-8	51	727
1330191-6	51	727
	52	741
1330192-4	51	727
1330193-2	51	727
1330200-5	52	765
1330219-5	72	829
	72	831
1330221-1	72	829
1330248-4	41	583
	41	587
	41	589
	41	591
1330256-7	64	803
1330257-5	64	803
(1330259)	51	727
1330268-2	64	803
1330273-2	51	723
	51	725
	51	727
	51	731
	51	733
1330289-8	64	805
1330310-2	55	771
1330315-1	52	741
1330332-6	72	833
(1330381)	52	759
1330382-1	52	761
(1330392)	55	771
	55	773
1330404-3	64	791
1330409-2	51	727
(1330416)	51	731
(1330417)	51	731
1330427-4	65	817
1330432-4	51	731
1330442-3	27	311
1330443-1	27	311
(1330452)	52	741
	52	743
(1330459)	64	793
(1330472)	64	793
1330496-9	64	791
1330518-0	64	805
1330522-2	52	745
1330523-0	52	745
1330533-9	52	759
1330534-7	52	759
	52	761
	52	763
1330548-7	64	805
1330549-5	64	805
1330562-8	61	781
1330570-1	52	759
1330586-7	52	757
	52	763
1330587-5	52	757
1330588-3	52	757
1330590-9	52	757
1330591-7	52	757
1330683-2	52	757
1330703-8	52	757
1330704-6	52	757
1330720-2	52	759
1330722-8	52	759
1330724-4	52	759
1330727-7	52	759
* 1330760-8		
(1330762)	52	759
1330774-9	21	131
1330777-2	21	131
(1330779)	21	131
(1330780)	21	131
1330781-4	27	311
1330788-9	64	799
(1330790)	77	841
(1330805)	61	781
(1330806)	61	781
1330808-5	27	313
1330826-7	61	781
1330827-5	61	783
1330830-9	65	817
(1330831)	43	623
1330839-0	64	809
1330853-1	65	817
1330934-9	41	583
	41	587
1330935-6	52	755
1330937-2	61	781
1330938-0	61	781
1330970-3	21	131
1330973-7	65	817
1330976-0	64	805
1330977-8	52	759
1330994-3	52	765
1330995-0	52	765
(1331047)	85	933
	87	963
1331060-2	88	1025
1331105-5	85	921
(1331111)	85	925
1331319-2	89	1037
	89	1041
1331320-0	85	921
(1331373)	89	1031
* 1331470-3		
1331473-7	89	1033
1331876-1	85	925
1331879-5	85	927
1331895-1	85	927
1331897-7	85	927
1331898-5	85	927
1331903-3	89	1031
1331930-6	85	929
1331932-2	85	929
1331934-8	85	927
1331936-3	85	927
* 1332014-8		
1332053-6	22	169
1332078-3	21	109
	21	125
1332113-8	28	339
1332114-6	28	339
1332136-9	21	101
1332137-7	21	101
1332138-5	21	101
1332139-3	26	301
1332203-7	23	185
	27	323
	27	325
	27	327
	27	329
	27	331
	27	333
	28	353
1332220-1	25	253
1332325-8	25	269
	25	275
	25	279
	25	283
1332454-6	23	205
	25	251
	87	965
1332455-3	23	191
	23	205
	25	251
1332456-1	23	197
	25	227
	25	251
	28	339
1332460-3	25	255
(1332487)	37	505
1332562-6	25	225
(1332579)	25	255
(1332584)	28	341
1332625-1	23	193
	23	195
1332645-9	21	103
	21	121
1332659-0	25	257
1332660-8	25	243
	25	245
	25	247
	25	249
1332661-6	25	243
	25	245
(1332686)	25	225
1332698-8	22	173
(1334023)	83	889
1334037-7	81	861
1334096-3	81	861
1334113-6	81	859
(1334139)	86	953
(1334218)	81	851
(1334219)	81	851
(1334224)	81	851
1334225-8	81	851
1334254-8	81	849
1334255-5	81	849
1334259-7	81	851
1334273-8	81	849
1334275-3	81	861
1334278-7	81	861
(1334303)	81	859
1334318-1	83	881
1334379-3	81	851
(1334395)	83	881
1334448-6	83	885
1334458-5	81	859
1334488-2	83	887
1334499-9	81	857
1334500-4	81	857
1334521-0	83	895
(1334530)	83	879
1334533-5	83	879
1334543-4	81	861
1334559-0	83	891
1334578-0	81	861
(1334589)	81	851
1334592-1	81	851
(1334593)	83	879
(1334600)	81	857
(1334601)	81	857
(1334641)	81	849
(1334652)	81	849
(1334653)	81	849
1334656-4	83	877
1334657-2	83	877
1334664-8	81	851
1334670-5	31	363
	31	365
	31	367
	31	369
	31	371
	81	859
1334720-8	36	459
	83	879
	83	883
	83	895
1334723-2	81	851
1334753-9	89	1037
	89	1041
1334786-9	82	869
1334805-7	31	363
	31	365
	31	367
	31	369
	31	371
	81	859
1334862-8	81	857
1334865-1	83	879
(1334876)	81	865
(1334877)	81	865
1334889-1	83	885
1336043-3	25	239
1336085-4	25	255
	25	259
1336126-6	25	239
	25	241
(1336129)	26	291
1336132-4	28	337
	28	343
(1336255)	26	285
1336261-1	25	261
1336265-2	25	261
1336266-0	25	261
1336301-5	25	269
	25	271
	25	273
1336309-8	25	283
1336347-8	23	185
1336354-4	23	189
(1336396)	36	463
1336397-3	25	229
1336404-7	25	229
1336431-0	28	337
1336438-5	26	301
1336478-1	23	203
(1336482)	23	203
(1336502)	25	225
1336525	25	239
1336536-6	23	185
1336593-7	23	191

*) Standard part, occurs elsewhere in this catalogue. /Standardartikel, förekommer på flera sidor i denna katalog.

NUMERICAL REGISTER — NUMMERREGISTER

Group / Grupp 03

Page / Sida 57

Part No. Artikel nr	Gr Gr	Page Sida
1336649-7	23	203
	25	235
	27	323
	27	327
	27	331
	36	455
1336679-4	23	219
1336682-8	25	247
1336699-2	27	315
(1336725)	21	105
1336746-1	25	225
	25	227
	25	231
1336747-9	25	225
	25	231
1336748-7	25	225
	25	231
1336749-5	25	225
	25	227
	25	231
1336751-1	25	227
(1336753)	21	99
(1336754)	21	99
1336756-0	21	111
1336757-8	21	111
1336761-0	21	111
1336764-4	21	105
1336773-5	21	103
(1336810)	23	185
1336814-7	26	301
1336815-4	26	301
1336818-8	28	351
1336821-2	21	107
1336822-0	21	107
	21	125
1336835-2	22	171
1336836-0	22	171
(1336873)	25	255
1336926-9	25	255
1336927-7	21	107
(1336938)	32	381
	87	987
1336942-6	87	987
1336944-2	87	987
1336945-9	32	381
1336962-4	32	393
	87	991
(1336976)	64	793
1336977-2	26	301
1336979-8	26	291
1336987-1	25	243
	25	245
1336998-8	25	243
	25	245
1338143-9	85	919
1338144-7	85	919
1338191-8	85	945
(1338394)	89	1037
1338399-7	85	923
1338403-7	85	923
(1338553)	85	923
1338574-5	89	1035
1338582-8	88	1017
1338659-4	85	939
1340023-9	43	655
1340028-8	43	659
1340033-8	43	667
1340038-7	43	649
1340039-5	43	659
1340042-9	43	655
1340046-0	43	651
	43	655
1340047-8	43	651
1340055-1	43	651
1340056-9	43	651
1340057-7	43	651
1340058-5	43	651
1340059-3	43	651
1340060-1	43	649
1340062-7	43	649
1340063-5	43	649
1340064-3	43	649
1340082-5	43	663
1340083-3	43	663
1340084-1	43	663
1340085-8	43	665
1340096-5	43	651
1340127-8	43	649
1340128-6	43	649
1340131-0	43	649
1340133-6	43	647
1340134-4	43	647
1340136-9	43	647
1340137-7	43	655
1340308-4	43	607
	43	611
	43	615
	43	619
1340361-3	45	687
1340371-2	45	691
1340386-0	45	687
1340494-2	43	605
	43	609
1340500-6	45	687
	45	689
	45	691
1340501-4	45	687
	45	689
	45	691
1340502-2	45	687
	45	689
	45	691
1340504-8	45	687
	45	689
	45	691
1340552-7	45	691
*) 1340559-2		
1340647-5	45	687
	45	689
	45	691
1340649-1	43	605
	43	609
	43	613
	43	617
(1340683)	43	605
(1340746)	43	603
1340747-3	43	603
1340757-2	43	609
	43	613
	43	617
(1340826)	43	621
(1340859)	43	621
1340869-5	43	621
1340873-7	43	621
1340918-0	43	605
	43	609
	43	613
	43	617
(1340926)	43	607
) (1340928)		
1340947-9	43	631
	43	635
	43	639
1340948	43	631
	43	635
	43	639
1340951-1	43	631
	43	635
	43	639
1340952-9	43	631
	43	635
1340960-2	43	631
	43	635
	43	639
1340962-8	43	631
	43	635
	43	639
(1340964)	43	627
	43	631
(1340965)	43	627
	43	631
(1340966)	43	625
	43	629
1340988-3	43	607
	43	611
	43	615
	43	617
1340989-1	43	601
1340990-9	43	607
	43	611
	43	615
	43	619
1341019-6	81	851
1341020-4	81	851
1341021-2	81	851
1341022-0	81	851
1341035-2	81	857
1341036-0	81	857
1341049-3	81	861
1341064-2	81	863
1341065-9	81	863
1341066-7	81	863
1341067-5	81	863
(1341068)	81	863
(1341069)	81	863
1341070-9	81	863
1341071-7	81	863
1341076-6	81	865
1341077-4	81	865
(1341082)	81	865
1341083-2	81	865
1341086-5	81	865
1341087-3	81	865
(1341096)	81	851
(1341097)	81	851
(1341098)	81	863
(1341099)	81	863
1341104-6	81	863
1341105-3	81	863
1341108-7	81	865
1341109-5	81	865
1341110-3	81	861
1341116-0	81	851
1341118-6	81	851
(1341124)	83	875
(1341125)	83	875
(1341126)	83	875
(1341127)	83	875
1341142-6	83	875
1341143-4	83	875
(1341157)	83	877
(1341165)	82	869
(1341175)	83	879
(1341176)	83	879
1341186-3	81	861
1341189-7	81	851
1341195-4	81	857
1341196-2	81	857
1341199-6	81	865
1341200-2	81	865
(1341207)	81	863
1341208-5	84	903
1341209-3	84	903
(1341210)	84	903
1341211-9	84	903
1341212-7	84	903
1341225-9	84	903
1341226-7	84	903
1341231-7	84	903
1341232-5	84	903
1341237-4	84	903
1341238-2	84	903
1341239-0	84	903
1341240-8	84	903
(1341241)	84	903
(1341254)	84	911
(1341255)	84	911
(1341261)	84	903
(1341262)	84	903
1341264-8	84	903
1341265-5	84	903
1341268-9	84	903
1341269-7	84	903
1341272-1	84	903
1341273-9	84	903
(1341283)	84	907
(1341288)	81	861
(1341290)	85	941
(1341291)	85	941
1341299-4	83	891
	87	963
(1341300)	85	945
1341301-8	84	911
1341303-4	84	911
1341307-5	84	911
1341308-3	84	911
1341309-1	82	871
(1341312)	82	871
1341313-3	82	871
(1341320)	35	431
(1341321)	35	431
1341332-3	84	905
1341333-1	84	905
1341337-2	86	949
1341340-6	86	949
1341341-4	86	949
1341344-8	86	951
(1341347)	86	951
(1341348)	86	951
(1341352)	35	435
(1341353)	35	435
1341356-2	81	865
1341357-0	81	865
1341362-0	81	861
1341366-1	81	865
1341367-9	81	865
(1341374)	81	851
(1341375)	81	851
1341391-9	81	865
1341392-7	81	865
1341393-5	83	887
1341414-9	88	1023
1341415-6	36	457
1341416-4	36	457
1341424-8	83	879
	83	883
1341425-5	82	869
1341441-2	83	887
1341442-0	81	865
1341443-8	81	865
1341462-8	82	871
1341467-7	89	1035
1341471-9	83	889
1341483-4	84	911
1341484-2	84	911
1341485-9	84	905
1341490-9	86	955
	86	957
1341498-2	35	431
	35	433
1341499-0	35	431
	35	433
(1341503)	83	889
1341504-7	83	889
1341508-8	36	457
1341509-6	36	457
1341510-4	36	449
	36	451
	36	453
1341515-3	81	857
1341516-1	81	857
1341525-2	36	457
1341526-0	36	457
1341537-7	85	919
	88	1003
1341538-5	85	919

*) Standard part, occurs elsewhere in this catalogue. /Standardartikel, förekommer på flera sidor i denna katalog.

NUMERICAL REGISTER

NUMMERREGISTER

Part No. Artikel nr	Gr Gr	Page Sida
	88	1003
1341555-9	85	941
	88	1003
1341556-7	85	941
	88	1003
(1341584)	88	1023
(1341585)	88	1023
1341610-2	84	903
1341611-0	84	903
1341615-1	84	903
(1341616)	84	903
1341617-7	84	903
1341618-5	84	903
1341620-1	84	903
1341621-9	84	903
1341630-0	86	959
1341650-8	83	879
1341655-7	83	879
	83	883
1341656-5	83	879
	83	883
1341659-9	81	863
1341660-7	81	863
1341661-5	85	919
1341662-3	85	919
1341663-1	85	919
1341664-9	83	879
	83	883
1341669-8	88	1019
1341672-2	81	863
1341673-0	81	863
1341716-7	84	907
1341717-5	84	907
(1341720)	83	885
(1341721)	83	885
* 1341723-3		
1341724-1	83	889
1341728-2	83	885
1341729-0	83	885
1341739-9	88	1023
1341745-6	83	889
* 1341748-0		
1341769-6	85	921
1341777-9	88	1023
1341778-7	85	921
1341789-4	81	861
1341798-5	85	931
1341817-3	84	911
1341818-1	84	911
1341823-1	81	857
(1341824)	81	857
(1341833)	88	1001
(1341834)	88	1001
1341835-5	86	949
1341836-3	86	951
(1341837)	86	949
(1341838)	86	949
(1341839)	86	951
(1341840)	86	951
1341841-3	86	951
1341842-1	86	951
1341843-9	86	949
1341844-7	86	949
1341878-5	86	953
1341879-3	86	953
1341882-7	89	1039
	89	1041
1341883-5	88	1001
	88	1003
(1341887)	88	1001
1341897-5	86	953
1341898-3	86	953
1341900-7	87	963
	87	973
1341901-5	82	871
	86	953
	87	963
	87	973
1341905-6	87	963
1341910-6	87	963
1341911-4	87	963
1341912-2	87	963
1341933-8	88	1003
1341934-6	88	1003
* 1341935-3		
1341936-1	88	1003
(1341937)	88	1003
1341938-7	89	1037
	89	1041
1341980-9	81	857
1341981-7	81	857
1341983-3	81	861
1341992-4	86	949
1341994-0	81	861
1342028-6	23	207
1342033-6	23	219
1342099-7	36	449
	36	451
1342289-4	36	449
	36	451
	36	453
1342399-1	35	437
1342519-4	23	207
1342536-8	36	455
1342537-6	36	455
1342538-4	36	455
1342543-4	36	455
(1342544)	36	455
1342553-3	36	455
1342554-1	36	455
	36	457
(1342555)	36	455
1342677-0	86	953
1342827-1	81	861
(1342858)	36	449
1342865-1	36	455
(1342867)	23	219
1342880-0	36	449
	36	453
1342891-7	23	213
	23	215
1342892-5	23	217
1342936-0	38	545
1342958-4	36	455
1343088-9	39	567
1343127-5	39	563
1343170-5	39	563
1343172-1	39	563
	39	565
1343173-9	39	563
	39	565
1343175-4	39	567
1343176-2	39	569
1343177-0	39	569
1343179-6	39	567
1343189-5	39	563
1343190-3	39	563
1343191-1	39	563
1343192-9	39	563
1343415-4	36	467
1345740-3	85	945
1346006-8	26	289
(1346013)	21	107
(1346016)	26	289
(1346028)	25	231
1346030-8	23	185
	23	189
1346070-4	28	337
1346071-2	28	339
	28	341
1346119-9	25	225
1346125-6	25	251
1346175-1	25	229
(1346247)	25	225
1346267-6	64	793
1346307-0	64	793
1346308-8	64	793
1346329-4	23	185
1346381-5	21	107
(1346389)	23	185
1346392-2	21	107
	21	125
1346393-0	23	193
	23	195
	23	221
1346395-5	26	289
1346411-0	25	229
1346433-4	21	123
1346496-1	28	351
1346509-1	22	171
1346511-7	22	171
1346530-7	23	203
1346542-2	23	195
	25	235
	38	533
1346560-4	21	127
1346567-9	23	185
	28	351
1346590-1	25	269
	25	271
	25	283
	25	285
* 1346591-9		
* 1346593-5		
(1346595)	28	341
1346618-0	22	171
(1346628)	25	269
1346637-0	25	233
1346646-1	25	229
1346698-2	23	185
1346699-0	23	193
(1346707)	33	403
	33	405
1346748-5	23	203
1346771-7	25	285
1346787-3	28	343
	28	345
1346788-1	28	343
	28	345
1346888-9	25	251
1346897-0	64	793
1346939-0	37	521
1346984-6	22	171
1346992-9	25	261
1347003-4	38	527
1347061-2	36	463
(1347062)	35	437
	36	463
1347063-8	36	463
1347064-6	35	437
1347065-3	36	463
1347305-3	38	559
1347374-9	37	481
1347425-9	37	517
1347480-4	28	351
	37	505
	37	517
1347515-7	38	529
	38	531
	38	533
	38	535
	38	537
	38	541
	38	543
1347516-5	38	529
	38	531
	38	533
	38	535
	38	537
	38	541
	38	543
(1347519)	38	529
	38	531
	38	535
	38	541
1347521-5	38	531
	38	533
1347522-3	38	531
	38	533
	38	535
	38	537
	38	539
1347523-1	38	529
	38	533
	38	535
	38	537
	38	539
1347524-9	38	529
	38	533
	38	535
	38	537
	38	539
1347525-6	38	529
	38	533
1347526-4	38	529
	38	531
	38	533
	38	535
	38	537
	38	541
	38	543
1347540-5	32	389
	32	391
1347544-7	88	1015
1347561-1	88	1013
1347562-9	88	1013
1347569-4	37	505
1347579-3	43	671
(1347580)	43	671
1347584-3	37	517
1347590-0	87	967
1347593-4	88	1013
1347597-5	39	573
(1347603)	37	517
1347606-4	32	379
	32	383
	32	385
(1347607)	32	379
	32	383
	32	385
1347611-4	87	963
1347612-2	87	963
1347638-7	88	1005
	88	1009
1347653-6	88	1005
1347712-0	38	529
	38	531
	38	533
	38	535
	38	537
	38	539
	38	541
	38	543
	88	1003
	88	1005
	88	1009
1347740-1	31	365
1347741-9	37	523
1347754-2	87	963
(1347764)	37	519
1347768-2	37	517
1347770-8	37	505
1347806-0	38	539
1347807-8	37	495
1347846-6	43	621
(1347848)	43	669
1347892-0	37	493
1347895-3	38	559
1347896-1	38	559
1347928-2	38	559
1347954-8	37	515
1347955-5	37	515
1347956-3	37	515
1347957-1	37	515
1347961-3	37	515

*) Standard part, occurs elsewhere in this catalogue. /Standardartikel, förekommer på flera sidor i denna katalog.

NUMERICAL REGISTER — NUMMERREGISTER

Group / Grupp 03

Page / Sida 59

Part No. Artikel nr	Gr Gr	Page Sida
1347962-1	37	515
1347963-9	37	515
1347964-7	37	515
1347965-4	37	515
1347966-2	37	515
1347967-0	37	515
1347968-8	37	515
1347969-6	37	515
1347970-4	37	515
1347971-2	37	515
1347972-0	37	515
1348003-3	27	323
	27	325
	27	327
	27	329
	27	331
	27	333
	37	505
1348004-1	37	515
1348005-8	37	515
1348006-6	37	515
1348007-4	37	515
1348009-0	37	515
1348010-8	37	515
1348011-6	37	515
1348012-4	37	515
1348043-9	37	471
1348123-9	38	559
(1348129)	37	519
1348130-4	36	459
1348141-1	25	251
	87	975
	87	979
	87	983
1348145-2	38	533
	38	543
1348166-8	88	1013
(1348169)	87	983
(1348170)	87	983
1348213-8	87	971
1348244-3	87	979
	87	985
1348246-8	87	985
1348298-9	88	1001
	88	1005
	88	1009
	88	1013
(1348322)	32	379
	32	383
	32	385
	32	389
	32	391
1348537-0	87	983
1348538-8	87	975
1348668-3	37	493
1348696-4	37	507
	37	517
(1348701)	87	969
1348718-6	38	529
1348720-2	38	529
	38	531
	38	533
	38	535
	38	537

Part No. Artikel nr	Gr Gr	Page Sida
	38	541
	38	543
1348727-7	38	529
	38	535
	38	537
1348738-4	38	529
1348790-5	87	975
	87	979
	87	983
1348890-3	46	697
1350502-9	89	1035
1353086-0	85	925
1353236-1	85	927
1353514-1	85	929
1353538-0	85	945
1354509-0	89	1041
1354561-1	85	945
1354563-7	85	945
1354578-5	85	945
1354644-5	85	939
(1355089)	81	851
1355093-4	81	849
(1355100)	81	849
(1355101)	81	849
(1355152)	81	857
1355163-5	81	865
1355164-3	81	865
1355178-3	81	865
1355190-8	89	1031
1355200-5	83	875
1355201-3	83	875
1355205-4	81	849
1355206-2	81	849
(1355209)	81	851
1355217-9	81	849
* 1355226-0		
1355239-3	83	875
1355240-1	83	875
1355333-4	83	879
1355375-5	86	953
1355441-5	52	757
	86	953
1355535-4	83	879
	83	883
1355541-2	83	885
1355542-0	83	885
1355578-4	81	855
1355600-6	81	855
(1355695)	83	891
(1355696)	86	953
1355698-0	86	953
1355699-8	86	953
1355742-6	81	859
1355745-9	81	851
1355746-7	81	851
1355753-3	81	851
1355754-1	81	851
(1355763)	81	851
1355771-5	81	851
1355772-3	81	851
1355823-4	81	851
(1355874)	81	857
(1355875)	81	857
1355876-2	81	857

Part No. Artikel nr	Gr Gr	Page Sida
1355877-0	81	857
1355986-9	81	855
1356001-6	83	889
1356008-1	83	889
(1356042)	84	903
1356047-9	83	889
1356053-7	88	1025
1356055-2	86	957
1356061-0	86	957
1356062-8	86	957
1356063-6	86	957
1356064-4	86	957
1356071-9	86	949
1356076-8	86	951
1356080-0	86	957
1356081-8	86	957
1356082-6	86	957
1356085-9	86	959
1356101-4	84	903
1356102-2	84	903
1356103-0	86	955
1356114-7	86	955
1356115-4	86	955
(1356116)	81	859
1356124-6	85	921
1356129-5	81	857
1356130-3	81	857
1356137-8	86	955
(1356138)	86	955
1356139-4	85	921
1356140-2	85	921
1356141-0	85	921
(1356143)	81	861
(1356144)	81	861
1356155-0	86	959
	89	1037
	89	1041
(1356165)	83	885
(1356166)	83	885
1356173-3	85	921
1356183-2	84	911
1356184-0	84	911
1356192-3	84	907
1356193-1	84	907
1356196-4	87	973
* *(1356202)*		
1356203-8	83	889
	83	897
	88	1003
(1356206)	86	955
1356208-7	84	905
	84	911
	85	919
1356209-5	88	1023
* 1356211-1		
1356223-6	87	973
1356227-7	85	933
1356229-3	85	933
(1356230)	85	933
(1356232)	85	933
(1356247)	85	933
(1356248)	85	933
(1356249)	85	933
(1356251)	88	1017

Part No. Artikel nr	Gr Gr	Page Sida
(1356252)	88	1017
(1356253)	88	1017
(1356254)	88	1017
(1356264)	88	1003
(1356265)	88	1003
(1356266)	88	1003
1356269-9	88	1005
	88	1009
1356270-7	88	1005
	88	1009
1356271-5	88	1013
1356272-3	88	1013
1356283-0	88	1019
1356284-8	88	1019
1356287-1	88	1019
1356288-9	88	1019
1356289-7	85	919
1356290-5	85	919
1356293-9	85	919
1356294-7	85	919
1356295-4	85	919
1356296-2	85	919
1356299-6	85	919
1356300-2	85	919
(1356301)	85	919
(1356302)	85	919
(1356303)	85	919
(1356304)	85	919
(1356305)	85	919
(1356306)	85	919
1356307-7	88	1019
1356309-3	88	1019
1356310-1	88	1019
1356312-7	88	1019
1356319-2	88	1019
1356320-0	88	1019
1356323-4	88	1019
1356324-2	88	1019
1356325-9	88	1019
1356327-5	88	1019
1356328-3	88	1019
1356330-9	88	1019
1356331-7	85	935
1356332-5	85	935
1356333-3	85	935
1356334-1	85	941
1356336-6	85	941
1356338-2	85	941
1356340-8	85	933
1356341-6	85	933
1356342-4	85	933
(1356349)	88	1021
(1356350)	88	1021
(1356351)	88	1021
(1356361)	85	943
(1356362)	85	943
(1356363)	85	943
(1356364)	85	943
(1356365)	85	943
(1356366)	85	943
1356367-1	85	943
(1356369)	85	943
(1356380)	85	945
(1356381)	88	1017

Part No. Artikel nr	Gr Gr	Page Sida
1356382-0	88	1017
1356383-8	83	893
1356384-6	83	893
(1356391)	88	1005
	88	1009
1356392-9	88	1005
	88	1009
1356393-7	88	1005
	88	1009
1356394-5	88	1005
	88	1009
(1356399)	85	933
(1356400)	85	933
1356431-5	84	911
1356432-3	83	889
1356434-9	83	889
(1356441)	85	923
1356442-2	85	923
1356451-3	37	477
1356453-9	37	481
1356455-4	37	481
1356457-0	37	477
1356462-0	35	437
1356476-0	84	911
(1356478)	83	895
1356479-4	39	571
	39	573
(1357028)	25	261
(1357068)	25	269
	25	275
	25	279
1357069-2	25	269
	25	275
	25	279
(1357199)	33	403
	33	405
	33	407
1357202-9	26	301
	26	303
1357266-4	28	337
	28	339
1357333-2	33	405
1357334-0	33	405
1357335-7	33	405
	33	415
* 1357345-6		
1357350-6	87	989
(1357373)	33	403
1357379-5	26	301
1357390-2	26	289
	26	293
	26	297
1357550-1	26	301
1357572-5	21	103
1357593-1	25	283
(1357620)	21	107
	21	125
1357621-0	21	107
	21	125
	21	127
1357628-5	33	403
	33	421
(1357629)	27	323
	27	327

*) Standard part, occurs elsewhere in this catalogue. /Standardartikel, förekommer på flera sidor i denna katalog.

NUMERICAL REGISTER

NUMMERREGISTER

Part No. Artikel nr	Gr Gr	Page Sida
	27	329
	27	331
	27	333
1357656-6	87	989
1357657-4	87	989
1357658-2	87	989
1357663-2	21	127
1357684-8	21	127
(1357705)	23	193
1357709-3	87	987
1357759-8	37	505
1357760-6	25	255
* 1357769-7		
1357784-6	25	255
1357788-7	25	243
	25	245
1357821-6	21	99
	21	145
1357856-2	22	181
* *(1357859)*		
1357861-2	28	351
1357908-1	38	547
	38	549
1357925-5	25	283
1357927-1	25	271
	25	277
	25	281
	25	285
1357936-2	21	127
1357937-0	21	121
* 1357939-6		
1357970-1	22	171
1357991-7	28	351
(1358013)	36	455
(1358045)	89	1031
(1358047)	36	455
(1358144)	35	437
1358181-4	36	449
	36	451
	36	453
1358199-6	23	207
1358442-0	84	907
(1358478)	36	449
1358795-1	38	551
1358796-9	38	551
(1358814)	38	551
1358842-1	23	215
1358843-9	23	215
1358845-4	23	215
1358846-2	23	215
1358847-0	23	215
1358853-8	23	215
(1358908)	23	213
	23	215
1358923-9	77	841
1358931-2	38	551
1359040-1	72	829
1359084-9	43	623
1359097-1	43	623
(1359098)	72	833
	72	835
1359109-4	65	817
1359114-4	65	817
1359139-1	27	323
	27	325
	27	327
	27	329
	27	331
	27	333
1359149-0	51	727
	61	783
1359180-5	77	841
1359203-5	64	799
1359225-8	64	791
(1359228)	64	791
1359234-0	46	701
1359235-7	46	701
	46	707
	46	711
1359237-3	65	819
1359238-1	65	819
1359243-1	65	819
1359244-9	65	819
1359255-5	65	819
1359283-7	72	835
1359286-0	51	733
1359288-6	51	733
1359289-4	51	733
1359290-2	51	733
1359291-0	52	761
	52	763
1359312-4	88	1027
1359337-1	52	759
(1359340)	64	791
	64	803
1359347-0	64	803
(1359363)	27	311
1359384-3	27	311
(1359389)	64	791
1359391-8	72	829
	72	831
1359426-2	88	1001
1359460-1	52	755
1359498-1	55	773
1359502-0	55	771
	55	773
1359554-1	52	761
	52	763
1359559-0	65	817
1359599-6	61	781
1359606-9	61	781
1359607-7	61	781
1359621-8	64	793
	64	795
	64	799
1359625-9	64	793
	64	795
	64	799
(1359636)	64	805
1359646-5	55	773
1359649-9	64	795
	64	799
1359652-3	64	793
1359654-9	72	829
1359663-0	64	803
1359665-5	64	803
1359667-1	64	803
1359696-0	64	803
1359700-0	64	803
1359701-8	64	803
1359711-7	64	791
1359712-5	64	791
1359772-9	51	731
1359776-0	52	741
1359800-8	89	1031
1359819-8	61	783
(1359835)	64	791
1359841-2	61	781
1359842-0	61	783
(1359899)	61	781
1359902-2	52	757
1359903-0	52	761
	52	763
1359905-5	61	783
1359908-9	51	723
	51	727
1359912-1	51	723
1359915-4	51	725
	51	727
1359990-7	52	755
(1359997)	41	583
	41	587
	41	589
1360872-4	89	1037
	89	1041
1362149-5	87	975
	87	979
1362196-6	88	1001
1362207-1	88	1001
1362222-0	38	529
1362242-8	52	765
1362249-3	37	481
1362268-3	37	517
1362278-2	37	517
1362284-0	37	517
1362413-5	38	529
1362438-2	38	531
	38	533
	38	535
1362450-7	38	529
1362473-9	87	967
1362482-0	38	539
1362488-7	38	539
1362489-5	38	539
1362490-3	38	539
1362492-9	38	539
1362498-6	38	539
1362499-4	38	539
1362517-3	39	569
1362528-0	39	571
1362546-2	36	463
(1362625)	37	485
1362640-3	37	493
1362642-9	23	191
1362643-7	26	299
1362644-5	38	527
1362645-2	38	527
(1362648)	26	299
1362684-1	32	375
	32	379
1362688-2	39	567
1362689-0	39	567
1362693-2	43	621
1362697-3	36	463
(1362698)	36	463
1362699-9	36	463
1362710-4	32	379
	32	383
	32	385
	32	389
	32	391
	32	395
	32	397
1362741-9	31	361
1362769-0	36	463
1362786-4	85	921
1362790-6	38	539
(1362798)	32	381
	32	383
1362880-5	36	463
1362887-0	37	523
1362923-3	37	517
(1362944)	37	485
1362946-4	37	481
1362947-2	37	481
1362989-4	37	495
1362991-0	37	495
1362993-6	37	495
1362995-1	37	495
1363009-0	37	501
1363015-7	36	461
1363028-0	38	529
1363045-4	37	493
1363046-2	37	493
1363074-4	37	507
1363077-7	38	539
1363123-9	37	473
1363128-8	39	569
1363148-6	32	383
	32	385
1363168-4	37	477
1363171-8	38	539
1363197-3	37	479
	37	481
1363274)	37	481
1363276-5	85	921
1363278-1	37	485
(1363293)	37	471
	37	473
	37	475
1363296-3	43	669
	43	673
(1363376)	31	367
1363392-0	88	1027
(1363394)	36	463
1363438-1	37	521
1363439-9	87	969
1363448-0	38	531
	38	533
	38	535
1363449-8	87	967
1363467-0	32	379
	32	383
1363468-8	32	383
	32	389
1363469-6	32	379
	32	383
	32	385
	32	387
	32	391
1363470-4	32	379
	32	385
1363473-8	37	509
1363482-9	37	471
	37	473
	37	475
	37	477
1363494-4	32	377
	32	385
1363509-9	31	361
	31	363
1363510-7	32	387
	32	391
1363511-5	32	381
	32	385
(1363512)	32	387
	32	391
1363513-1	38	531
	38	533
	38	535
1363523-0	37	487
1363524-8	37	501
1363525-5	37	501
1363530-5	37	501
1363533-9	33	407
	33	411
1363534-7	33	407
	33	411
	33	419
1363535-4	33	407
	33	419
1363536-2	33	407
	33	411
	33	419
1363537-0	33	407
	33	411
	33	419
1363538-8	33	407
	33	411
	33	419
(1363539)	33	407
	33	411
1363540-4	33	407
	33	411
	33	419
1363541-2	33	407
	33	411
	33	419
1363542-0	33	407
	33	411
	33	419
1363543-8	33	407
	33	411
	33	419
1363544-6	33	407
	33	411
	33	419
1363545-3	33	407
	33	411
	33	419

*) Standard part, occurs elsewhere in this catalogue. /Standardartikel, förekommer på flera sidor i denna katalog.

NUMERICAL REGISTER — NUMMERREGISTER

Group / Grupp 03

Page / Sida 61

Part No. / Artikel nr	Gr / Gr	Page / Sida
1363546-1	33	407
	33	411
	33	419
1363547-9	33	407
	33	411
	33	419
1363548-7	33	405
	33	407
	33	411
	33	419
	33	421
(1363556)	39	573
1363557-8	46	703
1363559-4	38	559
1363568-5	52	765
1363569-3	52	765
1363578-4	36	459
1363621-2	37	477
1363623-8	37	473
1363625-3	37	479
1363627-9	37	481
(1363679)	37	501
1363680-8	37	503
1363693-1	37	505
(1363701)	52	765
(1363703)	37	487
1363707-9	37	485
1363721-0	35	437
	36	463
(1363740)	32	385
	32	391
(1363743)	32	385
	32	391
	32	395
1363747-5	37	501
1363748-3	38	529
	38	531
	38	533
	38	535
	38	537
	38	541
	38	543
1363749-1	38	529
	38	535
1363751-7	38	541
1363753-3	38	541
1363754-1	38	529
	38	535
1363755-8	38	529
	38	531
	38	535
(1363757)	38	529
	38	531
1363758-2	38	529
	38	531
	38	535
	38	541
1363760-8	38	529
	38	531
1363761-6	38	541
1363764-0	38	529
	38	531
	38	535
	38	541
1363765-7	38	539
1363768-1	38	539
1363769-9	38	539
1363770-7	38	539
1363771-5	38	539
1363773-1	38	539
1363776-4	38	539
1363786-3	37	517
	37	521
1363787-1	37	499
1363788-9	37	499
1363789-7	38	529
	38	531
	38	535
	38	541
1363796-2	36	463
1363799-6	37	487
1363810-1	36	463
1363875-4	37	519
1363893-7	38	529
	38	535
	38	537
	38	541
	38	543
1363923-2	28	339
1363964-6	37	501
1363965-3	37	501
1363970-3	43	669
1363972-9	37	509
1363973-7	37	509
1363999-2	85	923
1365406	88	1009
1365536-0	87	993
1365537-8	87	993
1365538-6	87	993
1365539-4	87	993
1365540-2	87	993
1365541-0	87	993
1365840-6	43	621
1365841-4	43	621
1365842-2	43	621
1365851-3	87	975
	87	985
1365925-5	85	945
1365967-7	85	945
* 1366701-9		
1366855-3	22	173
1367014-6	28	351
1367038-5	28	341
1367083-1	25	279
1367085-6	33	413
1367086-4	33	413
1367087-2	33	413
1367088-0	33	413
1367089-8	33	413
1367090-6	33	413
1367091-4	33	413
1367093-0	33	413
1367094-8	33	413
1367095-5	33	413
1367096-3	33	413
1367097-1	33	413
1367098-9	33	413
	33	421
1367099-7	33	413
1367100-3	33	413
	33	421
1367101-1	33	413
1367102-9	33	413
	33	421
1367103-7	33	413
1367104-5	33	413
1367105-2	33	413
1367108-6	25	239
(1367109)	23	193
(1367118)	23	213
(1367119)	23	213
* 1367124-3		
1367143-3	38	545
1367153-2	23	213
	23	215
1367159-9	27	323
	27	325
	27	327
	27	329
	27	331
	27	333
1367163-1	25	251
1367187-0	28	351
1367188-8	28	341
1367197-9	28	339
	28	345
1367225-8	28	341
1367236-5	27	311
1367244-9	27	315
1367312-4	27	323
	27	325
	27	327
	27	329
	27	331
	27	333
	41	587
	41	589
1367373-6	33	405
1367374-4	33	405
1367375-1	33	405
	33	407
	33	411
	33	415
	33	417
	33	419
1367377-7	33	405
1367379-3	33	405
1367380-1	33	405
1367393-4	25	229
1367414-8	33	415
	33	417
1367415-5	33	415
1367416-3	33	415
	33	417
1367417-1	33	415
1367418-9	33	415
1367419-7	33	415
1367421-3	33	415
	33	417
1367422-1	33	415
	33	417
1367423-9	33	415
	33	417
1367425-4	33	415
1367427-0	33	415
	33	417
	33	421
1367428-8	33	415
	33	417
1367431-2	27	311
(1367450)	26	303
1367461-9	26	303
(1367473)	23	215
1367499-9	23	189
1367528-5	28	337
1367529-3	28	339
(1367532)	28	351
1367598-8	37	517
1367606-9	28	341
1367611-9	25	251
1367623-4	23	213
	23	215
1367643-2	28	341
1367644-0	28	339
1367645-7	28	341
1367669-7	23	207
1367674-7	23	209
1367677-0	89	1033
(1367678)	38	545
(1367704)	25	231
1367856-0	27	311
1367864-4	25	281
1367868-5	25	233
	25	239
1367885-9	88	1005
1367912-1	25	225
1367958-4	28	341
1367972-5	26	303
1369001-1	84	901
(1369105)	36	449
1369106-8	36	453
1369107-6	36	449
	36	453
1369109-2	36	449
1369110-0	36	449
	36	453
1369111-8	36	449
	36	453
	36	455
1369175-3	36	455
1369275-1	36	447
1369276-9	36	447
	36	467
1369279-3	81	861
1369304-9	35	431
1369326-2	36	457
1369335-3	35	439
1369336-1	35	439
1369338-7	35	439
1369339-5	35	439
1369348-6	36	455
1369349-4	36	455
1369539-0	88	1017
1369831-1	88	1017
1369839-4	36	455
1369975-6	35	437
1370029-9	85	921
(1370038)	87	977
(1370039)	22	181
	87	979
(1370164)	87	975
1370236-0	87	975
	87	983
1370479-6	87	975
	87	979
1370549-6	87	971
1370551-2	87	967
1370639-5	87	975
	87	979
1370739-3	85	921
(1370756)	87	971
1371009-0	88	1003
(1371094)	89	1035
* 1371104-9		
1371224-5	88	1013
(1371228)	89	1035
1371229-4	89	1035
1371265-8	82	869
	89	1037
	89	1041
1371267-4	88	1005
1371415-9	89	1037
	89	1041
1371448-0	89	1037
	89	1041
1371492-8	89	1035
1371761-6	88	1009
1371849-9	88	1009
1371862-2	88	1009
1371928-1	88	1009
1371932-3	88	1009
1372152-7	88	1011
1372255-8	35	431
	35	433
1372321-8	35	431
	35	433
1373196-3	87	971
(1373231)	88	1023
1373297-9	87	963
1373494-2	87	983
1373532-9	87	975
1373965-1	87	975
	87	979
	87	983
1374502-1	84	907
1374508-8	88	1025
1374514-6	83	885
1374515-3	83	885
1374516-1	85	941
1374517-9	85	941
1374528-6	85	941
1374529-4	85	941
1374530-2	85	941
1374531-0	85	941
1374532-8	85	941
1374533-6	85	941
1374535-1	83	891
1374539-3	85	917
1374540-1	85	917
1374541-9	85	917
1374542-7	85	917

*) Standard part, occurs elsewhere in this catalogue. /Standardartikel, förekommer på flera sidor i denna katalog.

NUMERICAL REGISTER — NUMMERREGISTER

Part No. Artikel nr	Gr Gr	Page Sida
1374543-5	85	917
1374544-3	85	917
1374548-4	35	441
1374565-8	88	1017
1374566-6	88	1017
1374567-4	88	1017
1374568-2	88	1017
1374569-0	88	1017
1374570-8	88	1017
1374575-7	88	1017
1374576-5	88	1017
1374577-3	88	1017
1374580-7	88	1017
1374581-5	88	1017
1374582-3	88	1017
1374586-4	81	859
1374595-5	83	889
1374598-9	35	425
	35	429
1374599-7	35	425
	35	429
1374602-9	35	425
	35	429
1374603-7	35	425
	35	429
1374606-0	35	431
	35	433
1374607-8	35	431
	35	433
1374611-0	83	889
1374619-3	35	435
1374620-1	35	435
1374623-5	35	435
1374624-3	35	435
1374629-2	83	885
1374633-4	35	425
	35	429
1374634-2	35	425
	35	429
(1374655)	88	1001
1374663-1	89	1035
1374756-3	85	925
1374777-9	36	467
1374785-2	88	1001
1374786-0	88	1001
1374787-8	88	1001
(1374788)	88	1007
1374789-4	88	1007
1374790-2	88	1007
1374800-9	35	433
1374807-4	84	909
1374808-2	84	909
1374855-3	83	897
1374921-3	85	941
1374922-1	85	941
1374923-9	85	941
1374924-7	85	941
1374925-4	85	941
1374926-2	85	941
1374937-9	81	865
1374938-7	81	865
1374941-1	81	865
1374942-9	81	865
1374946-0	88	1017
1374948-6	88	1017
1374959-3	82	871
1374982-5	81	863
(1376002)	87	963
1376003-8	87	963
1376004-6	87	963
1376005-3	87	963
1376006-1	85	931
1376007-9	85	931
1376008-7	87	963
1376009-5	87	963
1376010-3	87	963
1376011-1	87	963
1376026-9	86	957
(1376027)	84	905
1376033-5	85	919
1376034-3	85	919
1376035-0	85	919
1376036-8	85	937
1376037-6	85	937
1376038-4	85	937
(1376039)	85	937
(1376040)	85	935
(1376041)	85	935
(1376042)	85	935
(1376043)	85	935
1376044-2	85	935
1376045-9	85	935
(1376049)	88	1005
1376050-9	88	1005
	88	1009
1376051-7	88	1005
	88	1009
1376052-5	88	1013
(1376053)	85	923
1376054-1	37	481
(1376055)	85	921
(1376056)	85	921
1376057-4	85	939
1376058-2	85	939
(1376060)	85	945
(1376061)	85	945
(1376062)	85	929
(1376063)	85	929
(1376064)	85	929
(1376068)	83	891
(1376069)	83	891
(1376077)	85	939
(1376078)	85	939
1376082-2	83	891
1376091-3	83	891
1376096-2	83	891
1376105-1	83	891
1376106-9	84	911
1376115-0	83	887
(1376203)	85	923
1376206-7	85	917
1376207-5	85	917
1376208-3	85	917
(1376209)	85	917
1376210-9	85	917
(1376211)	85	917
1376212-5	85	917
1376213-3	85	917
1376214-1	85	917
1376215-8	85	917
1376216-6	85	917
1376217-4	85	917
1376250-5	88	1005
	88	1009
(1376258)	85	945
1376259-6	84	901
1376262-0	84	901
(1376265)	85	937
(1376266)	85	937
1376267-9	85	937
(1376268)	85	937
1376269-5	85	937
1376270-3	85	937
(1376271)	85	937
(1376272)	85	937
1376277-8	85	939
1376278-6	85	939
1376279-4	85	939
1376280-2	85	939
1376281-0	85	939
1376282-8	85	939
1376283-6	85	939
1376284-4	85	939
(1376285)	85	923
(1376286)	85	923
(1376287)	85	923
(1376288)	85	923
1376289-3	85	921
1376290-1	85	921
1376291-9	85	921
1376292-7	85	921
1376293-5	85	939
1376294-3	85	939
1376295-0	85	939
1376296-8	85	939
(1376297)	85	939
(1376298)	85	939
(1376299)	85	939
(1376300)	85	939
1376301-6	85	939
1376302-4	85	939
(1376303)	88	1007
1376304-0	88	1007
1376307-3	85	939
1376308-1	85	939
(1376323)	81	851
(1376324)	81	851
1376325-5	81	863
1376326-3	81	863
1376327-1	81	857
1376333-9	86	959
* 1376342-0		
1376351-1	85	939
1376352-9	85	939
1376353-7	85	939
1376384-2	86	957
1376387-5	37	495
	85	923
1376389-1	85	945
1376391-7	37	479
1376392-5	85	925
(1376398)	82	869
1376399-0	86	959
1376404-8	35	437
1376405-5	84	901
1376406-3	35	435
1376407-1	35	435
1376408-9	35	435
1376409-7	35	435
(1376411)	35	435
(1376412)	35	435
(1376416)	35	435
1376424-6	35	425
	35	429
1376425-3	35	425
	35	429
1376426-1	35	425
	35	429
1376427-9	35	425
	35	429
1376428-7	35	425
	35	429
1376436-0	35	425
	35	429
1376439-4	35	431
1376440-2	35	431
	35	433
(1376441)	85	937
(1376442)	85	937
(1376444)	85	937
(1376445)	85	937
(1376446)	85	937
1376448-5	85	935
1376449-3	85	935
1376450-1	85	935
1376451-9	86	959
1376452-7	83	879
	83	883
* 1376454-3		
1376455-0	83	885
* 1376458-4		
1376462-6	87	963
1376464-2	86	959
1376466-7	86	959
1376467-5	39	567
1376468-3	39	567
1376470-9	83	889
1376475-8	36	463
(1377007)	43	627
(1377013)	46	701
1377015-1	46	701
1377017-7	46	703
1377023-5	46	705
	46	709
	46	713
(1377039)	43	625
	43	629
(1377041)	43	629
1377043	43	629
1377044	43	629
	43	633
1377055-7	46	701
	46	707
	46	711
1377058-1	46	703
	46	707
	46	711
	46	711
1377059-9	46	703
	46	707
	46	711
1377060-7	46	703
	46	707
	46	711
1377061-5	46	703
	46	709
	46	711
1377064-9	46	703
1377065-6	46	703
	46	709
	46	713
* 1377073-0		
1377075-5	46	703
	46	709
	46	713
1377076-3	46	705
	46	709
	46	713
1377098-7	43	605
	43	617
1377127-4	43	631
	43	635
1377128-2	43	631
	43	635
	43	639
1377132-4	41	583
	41	587
	41	589
1377162-1	43	669
	43	673
1377164-7	43	669
	43	673
1377180-3	46	701
1377181-1	46	701
1377182-9	46	701
1377184-5	41	583
1377204-1	43	669
	43	673
1377274-4	46	705
	46	709
	46	713
(1377280)	46	697
1377288-4	46	703
	46	707
	46	711
(1377327)	41	587
1377332-0	46	697
1377334-6	43	607
	43	611
	43	615
	43	619
	46	703
	46	709
1377547-3	43	603
1377552-3	43	645
(1377626)	46	701
	46	707
	46	711
(1377627)	46	701
	46	707
	46	711

*) Standard part, occurs elsewhere in this catalogue. /Standardartikel, förekommer på flera sidor i denna katalog.

NUMERICAL REGISTER — NUMMERREGISTER

Group / Grupp 03

Page / Sida 63

Part No. / Artikel nr	Gr / Gr	Page / Sida
1377647-1	43	659
1377667-9	43	605
	43	609
1377668-7	43	605
	43	609
	43	613
	43	617
1377680-2	43	647
1377746-1	43	663
1377747-9	43	663
1377748-7	43	601
1378106-7	26	289
1378112-5	21	125
(1378126)	21	127
1378130-7	21	121
1378142-2	64	799
1378144-8	26	299
1378156-2	64	793
1378204-0	64	795
1378216-4	21	125
1378217-2	25	261
1378247-9	55	773
1378253-7	25	269
1378257-8	26	291
	26	295
	26	297
1378281-8	22	171
1378310-5	25	271
	25	277
	25	281
	25	285
1378313-9	25	271
	25	273
	25	277
	25	281
	25	285
1378324-6	52	747
1378325-3	52	749
1378342-8	43	677
1378352-7	25	271
	25	273
	25	277
	25	281
	25	285
1378375-8	21	121
	21	127
1378376-6	21	125
	21	127
1378396-4	25	233
1378417-8	43	623
1378430-1	22	171
(1378431)	22	171
1378432-7	22	171
1378433-5	22	171
1378451-7	22	171
1378467-3	21	121
1378469-9	21	121
1378470-7	21	121
1378472-3	21	121
1378473-1	21	121
1378475-6	21	121
1378487-1	21	103
1378488-9	25	251
1378489-7	25	251
1378491-3	26	289
1378492-1	21	107
1378493-9	21	111
1378544-9	26	307
1378545-6	26	307
1378580-3	61	781
(1378589)	26	289
1378592-8	26	289
1378611-6	21	111
1378620-7	26	289
1378625-6	25	233
1378645-4	21	103
1378654-6	21	127
1378657-9	21	99
1378711-4	26	307
1378725-4	25	269
	25	275
	25	279
1378746-0	22	173
1378778-3	25	271
1378779-1	25	271
	25	277
	25	281
1378781-7	61	781
1378782-5	61	781
1378789-0	32	381
1378822-9	26	307
1378849-2	26	291
1378852-6	25	263
1378853-4	21	121
1378854-2	25	257
1378864-1	22	169
	22	173
1378869-0	26	289
	26	295
	26	297
	36	467
1378870-8	21	99
1378879-9	25	255
(1378880)	26	289
	26	293
	26	297
1378928-4	64	795
1378954-0	32	393
1378958-1	21	121
1378960-7	21	121
1378969-8	21	105
1378980-5	21	107
1378981-3	21	125
(1378985)	21	99
	21	121
(1379045)	89	1035
* 1379047-2		
1379083-7	89	1037
	89	1041
(1379282)	89	1041
1379299-9	43	671
1379393-0	89	1035
1379650-3	89	1037
	89	1041
(1380050)	81	851
1380074-3	83	879
	83	883
1380092-5	81	851
1380095-8	83	887
(1380099)	81	851
1380109-7	81	849
(1380116)	81	855
1380117-0	81	855
1380193-1	81	849
1380296-2	81	849
1380298-8	83	881
1380306-9	89	1041
(1380309)	81	851
1380321-8	82	869
1380350-7	83	889
1380395-2	81	849
1380396-0	81	849
1380400-0	81	859
1380401-8	81	859
1380410-9	81	849
1380411-7	81	849
1380517-1	83	879
	83	883
1380518-9	83	879
	83	883
* 1380524-7		
1380534-6	83	875
1380535-3	83	875
1380536-1	83	875
1380537-9	83	875
1380584-1	81	851
1380585-8	81	851
1380664-1	81	863
1380902-5	83	879
	83	883
1380905-8	83	883
1380917-3	83	885
1380918-1	83	885
1380920-7	81	849
1380921-5	81	849
1380926-4	82	869
1380947-0	81	849
1380948-8	81	849
(1381007)	89	1047
(1381008)	89	1047
1381015-5	89	1051
1381042-9	89	1049
1381043-7	89	1049
1381044-5	89	1049
1381045-2	89	1047
1381046-0	89	1047
1381047-8	89	1047
(1381504)	43	607
	43	611
	43	615
	43	619
	46	703
	46	709
1381565-9	43	605
	43	609
	43	613
	43	617
(1381727)	43	631
	43	635
1381883-6	45	691
1381966-9	43	621
1381967-7	43	621
1382135-0	52	765
	82	869
	83	887
1384016-0	86	959
1384017-8	86	959
1384020-2	88	1023
1384026-9	36	463
1384031-9	85	927
1384035-0	85	921
	85	925
(1384038)	84	907
1384040-0	85	933
(1384041)	85	933
1384042-6	83	893
1384043-4	88	1017
(1384044)	88	1017
(1384045)	88	1017
(1384048)	83	891
1384052-5	86	949
1384053-3	86	949
1384062-4	88	1005
	88	1009
1384064-0	25	229
	82	871
1384082-2	88	1023
* 1384083-0		
1384097-0	87	963
1384112-7	88	1023
* 1384113-5		
1384114-3	83	893
1384137-4	83	889
1384174-7	86	949
* 1384176-2		
(1384182)	85	945
1384202-6	85	945
1384203-4	85	945
1384210-9	85	937
1384211-7	85	937
1384212-5	85	937
1384213-3	85	937
1384214-1	85	937
1384217-4	85	937
1384227-3	88	1023
1384228-1	86	957
1384254-7	85	923
(1384271)	35	441
(1384272)	35	441
(1384273)	35	441
(1384274)	35	441
1384276-0	81	861
1384279-4	81	851
1384280-2	81	851
1384281-0	88	1003
1384294-3	83	893
1384304-0	83	893
1384305-7	83	893
1384306-5	85	921
1384312-3	85	931
(1384324)	85	917
(1384325)	85	917
(1384326)	85	917
(1384327)	85	917
(1384335)	88	1007
(1384336)	88	1007
1384349-5	86	959
(1384353)	83	891
1384373-5	85	925
1384377-6	87	963
1384378-4	87	963
1384384-2	83	893
1384390-9	83	893
1384402-2	85	923
1384403-0	85	923
1384404-8	85	923
1384405-5	85	923
1384406-3	85	923
1384407-1	85	923
1384411-3	85	925
1384412-1	81	863
(1384424)	35	425
(1384425)	35	425
1384430-3	89	1035
1384433-7	89	1035
1384434-5	89	1035
* 1384438-6		
1384440-2	84	905
1384441-0	87	965
(1384443)	81	857
1384446-9	39	571
	39	573
1384448-5	83	875
1384449-3	83	875
1384459-2	81	863
1384460-0	81	863
1384472-5	85	933
1384473-3	85	933
1384474-1	85	933
1384475-8	85	933
1384476-6	85	933
1384477-4	85	933
1384496-4	84	905
1384499-8	85	933
(1384501)	39	563
(1384502)	39	563
1384788-4	39	573
1386404-6	85	945
1386405-3	85	945
1386922-7	85	939
1386934-2	89	1035
1386937-5	89	1035
(1387057)	65	819
(1387066)	61	781
(1387067)	61	781
1387105-8	72	833
1387108-2	72	829
1387125-6	52	741
1387145-4	65	819
1387146-2	65	819
1387147-0	64	793
1387180-1	65	819
1387181-9	65	821
1387188-4	61	783
1387203-1	65	821
1387206-4	65	819
1387207-2	65	819
(1387216)	65	819
(1387217)	65	819
1387218-9	65	819

*) Standard part, occurs elsewhere in this catalogue. /Standardartikel, förekommer på flera sidor i denna katalog.

NUMERICAL REGISTER — NUMMERREGISTER

Part No. Artikel nr	Gr Gr	Page Sida
1387226-2	65	819
1387251-0	55	773
1387253-6	55	773
(1387256)	55	773
1387260-1	65	819
(1387261)	65	819
1387273-4	38	559
1387334-4	52	765
	88	1007
1387424-3	64	799
1387437-5	64	803
1387453-2	64	803
1387462-3	64	803
1387463-1	64	803
1387468-0	64	803
1387471-4	64	803
1387472-2	65	819
1387500-0	64	791
	64	803
1387504-2	52	765
1387505-9	52	765
1387517-4	51	723
	51	727
1387535-6	65	819
1387542-2	36	461
1387553-9	41	583
	41	587
	41	589
1387592-7	51	733
(1387595)	65	819
(1387596)	65	819
1387611-5	52	765
1387612-3	52	765
* 1387624-8		
1387625-5	52	761
	52	763
1387638-8	51	727
1387639-6	51	727
(1387642)	64	793
	64	799
(1387643)	64	793
1387650-3	52	741
	52	743
1387678-4	72	829
1387679-2	72	829
1387682-6	61	781
1387683-4	61	781
1387690-9	51	727
1387693-3	52	765
1387713-9	55	773
1387724-6	64	797
	64	809
1387730-3	55	773
1387731-1	55	773
1387734-5	72	829
1387735-2	72	829
1387738-6	64	805
1387755-0	65	819
1387756-8	65	819
1387757-6	65	819
1387758-4	65	819
(1387779)	52	741
	52	745
1387780-8	52	745
1387782-4	52	741
1387783-2	65	819
1387798-0	55	773
1387801-2	65	819
1387806-1	55	773
1387810-3	51	727
1387823-6	65	819
1387824-4	65	819
1387836-8	72	835
1387838-4	64	799
1387839-2	51	723
	51	725
	51	727
1387840-0	64	803
1387848-3	64	793
1387913-5	65	821
1387920-0	55	771
1387923-4	64	797
(1387937)	55	773
1387966-3	55	773
1387969-7	55	773
1388137-0	87	967
1388167-7	85	929
1388168-5	85	929
(1388180)	52	747
	52	749
1388198-2	87	969
1388199-0	87	969
1388200-6	85	921
	85	927
1388206-3	87	967
1388208-9	87	967
(1388209)	87	967
1388244-4	87	979
1388359-0	87	975
	87	979
	87	985
1388529-8	88	1025
1388600-7	87	981
1388644-5	87	975
1388645-2	87	975
1388689-0	87	975
	87	983
1388690-8	87	975
	87	983
1388693-2	87	975
	87	983
1388701-3	87	979
1388739-3	87	979
(1388744)	87	967
1388799-7	87	975
	87	979
1388801-1	87	975
	87	979
1388809-4	87	983
1388810-2	87	983
(1388879)	85	921
	85	925
1389013-2	25	251
(1389018)	25	225
1389084-3	25	229
1389103-1	25	229
1389105-6	25	259
1389120-5	23	197
(1389143)	23	213
1389181-7	25	229
1389194-0	27	323
	27	325
	27	327
	27	329
	27	331
	27	333
1389219-5	64	797
1389221-1	64	797
1389225-2	23	203
1389229-4	28	353
1389237	25	241
1389238	25	241
1389239-3	25	241
1389247-6	25	229
1389257-5	21	145
1389258-3	21	145
1389259-1	21	145
1389261-7	21	149
1389262-5	21	149
1389275-7	23	213
	23	215
1389353-2	27	327
	27	329
1389433-2	23	213
	23	215
1389437-3	38	551
(1389445)	38	551
1389449-8	23	219
(1389450)	23	219
1389461-3	23	219
1389468-8	89	1033
1389485-2	23	185
(1389510)	21	155
1389511-5	23	211
1389520-6	21	153
1389521-4	21	155
1389546-1	26	297
(1389547)	23	207
1389562-8	23	219
(1389596)	28	351
(1389597)	28	341
1389618-8	28	351
1389627-9	27	325
	27	329
	27	333
1389628-7	27	329
1389646-9	38	535
1389647-7	23	205
1389651-9	25	225
1389654-3	25	259
1389655-0	25	259
1389723-6	25	249
1389725-1	23	219
1389733-5	23	217
1389747-5	23	189
1389823-4	27	311
1389844-0	23	197
1389896-0	28	341
1389935-6	28	343
	28	345
1389942-2	88	1005
1389964-6	38	553
	38	557
1389965-3	38	553
	38	555
	38	557
1389969-5	25	251
1389984-4	23	187
1389989-3	23	213
1391370-2	85	933
1391411-4	85	939
1391495-7	88	1019
1391672-1	88	1013
1391890-9	88	1005
	88	1009
1391891-7	88	1005
1392060-8	36	449
	36	451
	36	453
1392074-9	36	455
(1392324)	84	907
1392417-0	35	437
1392500-3	86	953
1392518-5	36	449
	36	451
	36	453
1392580	35	431
	35	433
1392609-2	84	901
1392854-4	36	455
(1392866)	36	455
1392918-7	36	449
	36	451
	36	453
1392920-3	36	449
	36	451
	36	453
(1392931)	36	449
	36	451
	36	453
1393113-4	85	933
1393115-9	89	1035
1393116-7	89	1035
1393223-1	85	939
1393429-4	37	507
1393481-5	85	939
1393488-0	85	939
1393523-4	88	1001
(1393524)	88	1001
1393549-9	87	963
	88	1001
1393937-6	35	437
1393982-2	88	1001
	88	1013
1394154-7	85	935
1394593-6	77	841
1394721-3	36	467
1394835-1	23	215
1394978-9	64	805
1394979-7	64	805
1395028-2	87	981
1395306-2	52	751
1395322-9	87	967
1395405-2	85	931
1395406-0	85	931
1395443-3	85	925
(1395590)	87	987
	87	989
	87	993
(1395615)	87	967
1395669-3	85	923
1395688-3	87	985
1395689-1	85	929
1395724-6	85	929
1395725-3	87	975
1395851-7	87	969
1395886-3	87	983
1395893-9	52	747
	52	749
1396000-0	85	933
1396001-8	85	933
1396017-4	35	437
1396018-2	83	891
* 1396019-0		
1396020-8	83	891
1396021-6	83	893
1396022-4	83	891
1396023-2	83	891
(1396024)	83	891
1396025-7	83	891
1396027-3	83	891
1396028-1	83	891
1396029-9	83	891
1396031-5	83	891
1396032-3	83	891
(1396035)	83	891
(1396036)	83	891
1396037-2	83	891
1396038-0	83	891
(1396039)	83	891
1396047-1	81	853
* *(1396053)*		
* 1396062-0		
1396065-3	25	225
	25	231
1396071-1	87	963
1396072-9	88	1023
1396073-7	88	1023
1396078-6	85	917
1396079-4	85	917
1396080-2	85	917
1396081-0	85	917
1396085-1	82	871
1396087-7	86	959
1396088-5	86	959
1396090-1	52	747
	52	749
1396091-9	37	479
1396094-3	37	473
1396095-0	37	473
1396097-6	85	921
1396098-4	85	921
1396099-2	37	473
1396100-8	85	945
1396101	89	1035
1396102	89	1035
1396103-2	37	481
1396104-0	84	903
1396105-7	35	427
	35	429

*) Standard part, occurs elsewhere in this catalogue. /Standardartikel, förekommer på flera sidor i denna katalog.

NUMERICAL REGISTER — NUMMERREGISTER

Group / Grupp 03

Page / Sida 65

Part No. / Artikel nr	Gr / Gr	Page / Sida
1396109-9	37	471
1396112-3	37	477
1396116-4	84	905
1396117-2	85	945
1396119-8	37	481
(1396121)	81	861
(1396122)	39	571
(1396129)	83	885
1396131-3	83	885
1396132-1	83	885
1396133-9	86	959
1396135-4	86	959
* *(1396136)*		
* *(1396137)*		
1396138-8	86	959
1396139-6	86	959
1396140-4	81	857
1396150-3	83	891
1396151-1	83	891
* 1396152-9		
* 1396153-7		
1396154-5	86	959
1396168-5	85	919
1396169-3	85	919
1396170-1	85	919
1396171-9	85	919
1396172-7	85	919
1396173-5	85	919
* 1396195-8		
1396202-2	86	959
1396203-0	86	959
(1396206)	86	959
1396207-1	37	505
	86	959
	88	1001
(1396208)	86	959
1396209-7	83	885
1396215-4	85	945
1396216-2	82	869
1396220	81	851
1396222	83	889
1396225-3	35	425
1396226-1	35	425
	89	1035
1396232-9	83	889
1396234-5	82	871
1396236-0	81	859
1396237-8	85	925
(1396239)	89	1035
(1396240)	89	1035
1396244-4	37	471
1396245-1	37	473
(1396265)	37	521
(1396267)	89	1035
1396274-1	88	1009
1396275-8	88	1009
1396276-6	88	1009
1396277-4	88	1009
1396281-6	35	425
	35	429
(1396282)	81	863
(1396283)	81	863
1396284-0	85	927
1396308-7	81	863
1396309-5	81	863
1396310-3	85	925
1396312-9	85	927
(1396313)	85	945
1396318-6	85	945
1396334-3	86	959
1396335-0	86	959
1396340-0	37	479
1396341-8	37	479
1396345-9	83	893
1396346-7	83	893
1396347-5	83	893
1396348-3	83	893
1396349-1	83	893
* 1396351-7		
* 1396352-5		
* 1396354-1		
1396356-6	83	891
1396357-4	83	891
1396369-9	85	921
1396370-7	37	479
1396371-5	37	477
1396372-3	37	479
1396373-1	37	471
1396404-4	37	481
1396405-1	35	441
(1396408)	35	429
1396412-7	35	429
1396413-5	35	429
1396414-3	35	429
1396415-0	35	425
	35	429
1396416-8	35	425
	35	429
1396417-6	35	425
	35	429
1396418-4	35	425
	35	429
1396419-2	35	425
1396420-0	35	425
	35	429
1396421-8	35	425
	35	429
1396427-5	35	425
	35	429
1396429-1	83	877
1396433-3	83	895
(1396434)	83	897
1396436-6	36	449
	36	451
	36	453
1396437-4	37	517
1396438-2	35	425
	35	429
1396439-0	83	891
1396442-4	83	893
1396443-2	83	893
1396444-0	83	893
1396445-7	83	893
1396461-4	81	859
1396469-7	85	945
1396470-5	85	945
1396472-1	85	945
1396473-9	85	945
(1396475)	85	945
(1396476)	85	945
1396479-6	85	943
1396480-4	85	943
1396481-2	85	943
1396482-0	85	943
1396483-8	85	943
1396484-6	85	943
1396486-1	85	943
1396487-9	85	943
1396488-7	85	943
1396490-3	85	929
1396491-1	85	929
1396492-9	85	929
1396500-9	89	1045
1396537-1	89	1047
1396553-8	89	1045
1396557-9	89	1045
1396561-1	89	1047
1396571-0	89	1047
1396573-6	89	1045
1396596-7	89	1047
1396613-0	89	1045
1396617-1	89	1045
1396622-1	89	1047
1396632-0	89	1047
1396634-6	89	1045
1396671-8	89	1045
1396672-6	89	1045
1396678-3	89	1051
1396680-9	89	1051
1396681-7	89	1051
1396682-5	89	1045
1396709-6	89	1047
1396720-3	89	1045
1396724-5	89	1045
1396726-0	89	1047
1396734-4	89	1047
1396736-9	89	1051
1396737-7	89	1051
1396738-5	89	1051
1397495-1	26	307
1397496-9	26	307
1397615-4	25	233
1397616-2	25	233
1397911-7	26	289
1398007-3	38	529
	38	531
	38	533
	38	535
	38	537
	38	541
	38	543
1398008-1	85	921
1398082-6	37	493
1398110-5	88	1027
1398112-1	88	1027
1398143-6	37	501
1398186-5	38	541
	38	543
(1398191)	38	531
	38	535
	38	541
1398244-2	32	389
	32	395
1398258-2	28	339
1398279-8	39	573
	39	575
1398321-8	46	703
	46	709
	46	711
1398338-2	38	529
	38	531
	38	541
1398491-9	38	533
	38	537
	38	543
1398493-5	38	541
1398494-3	38	535
1398499-2	38	539
1398509-8	37	509
1398636-9	32	385
	32	391
1398637-7	32	391
1398638-5	32	391
1398640-1	32	391
1398641-9	32	391
(1398642)	32	391
(1398643)	32	391
1398645-0	32	385
	32	391
	32	395
	32	397
1398646-8	32	391
1398647-6	32	391
1398648-4	32	385
1398649-2	32	385
1398650-0	32	385
1398651-8	32	385
	32	395
1398652-6	32	385
1398656-7	32	391
1398695-5	31	361
	31	363
	31	365
	31	367
	31	371
(1398702)	33	409
	33	411
(1398745)	52	765
(1398781)	38	559
1398812-6	39	571
	39	573
1398814-2	38	533
	38	535
	38	537
	38	541
	38	543
1398823-3	37	477
1398831-6	37	471
1398844-9	39	567
1398846-4	32	391
1398848-0	38	529
	38	531
	38	533
	38	535
	38	537
	38	541
1398853-0	32	391
(1398985)	37	483
1398997-5	33	413
1398998-3	33	413
1504952-1	36	467
	37	517
	37	519
	37	521
	85	929
1542263-7	21	105
	21	123
1561162-7	41	591
1586597-5	37	511
1596025-5	87	995
1596026-3	87	995
1596032	87	995
1596036-2	87	995
1598753-0	36	457
1608765-2	36	467
1695472-9	87	995
(1695473)	87	997
(1695474)	87	997
1695479	87	995
* 1697033-7		
1698179-7	32	379
	32	383
	32	385
	32	389
	32	395
1698188-8	32	385
	32	395
1698665-5	87	997
1698666-3	87	997
(2771918)	89	1051
3266309-8	51	723
	51	733
3269012	52	757
3277770-8	51	723
	51	733
3286433-2	43	621
3342651-1	64	807
3342655-2	64	807
3342658-6	64	807
3406201-8	85	943
(3406202)	85	943
3406203-4	85	943
3406272-9	85	917
3406274-5	85	917
3406276-0	85	917
3406297-6	85	945
3406301-6	85	945
3406304-0	85	945
3406307-3	88	1023
3406310-7	88	1023
3406311-5	88	1023
3406314-9	85	925
3406317-2	85	925
3406324-8	85	925
3406325-5	85	925
3406327-1	85	925
3406328-9	85	925
3406333-9	84	911
3406334-7	88	1001

*) Standard part, occurs elsewhere in this catalogue. /Standardartikel, förekommer på flera sidor i denna katalog.

NUMERICAL REGISTER

NUMMERREGISTER

Part No. Artikel nr	Gr Gr	Page Sida
3406335-4	88	1001
3406340-4	82	871
3406344-6	88	1025
3406373-5	85	921
3406374-3	85	921
3406375-0	88	1003
3406376-8	85	919
	88	1003
3406378-4	85	919
	88	1003
3406380-0	85	941
	88	1003
3406382-6	85	941
	88	1003
* 3406408-9		
3406409-7	88	1023
3406411-3	85	941
3406412-1	85	941
3406413-9	85	941
3406417-0	35	425
3406418-8	35	427
3406419-6	35	431
3406421-2	83	891
3406439-4	83	893
3406441-0	85	933
3406442-8	85	933
3406443-6	83	893
3406445-1	85	939
3406452-7	85	919
3406453-5	85	919
3406457-6	85	941
3406458-4	85	941
3406461-8	85	933
3406462-6	85	933
3406465-9	85	933
3406466-7	85	933
3406475-8	85	933
3406476-6	85	937
3406477-4	85	937
3406478-2	85	937
3406479-0	85	937
3406480-8	85	937
3406481-6	85	937
3406482-4	85	935
3406484-0	85	935
3406487-3	85	917
(3406488)	85	917
3406490-7	85	921
3406491-5	85	921
3406493-1	85	923
3406494-9	85	923
3406495-6	88	1021
3406498-0	85	917
3406500-3	85	917
3406501-1	85	939
3406502-9	85	939
3406503-7	85	937
3406504-5	85	937
3406507-8	85	939
3406508-6	85	939
3406509-4	88	1003
3406513-6	88	1013
3406514-4	85	935
3406522-7	88	1005
	88	1009
3406530-0	85	933
3406532-6	85	939
3406533-4	85	939
3406535-9	87	965
3406536-7	85	917
3406538-3	85	917
3406544-1	64	805
3406551-6	81	857
3406552-4	81	857
3406555-7	35	441
3406556-5	35	441
(3406585)	85	941
(3406586)	85	941
3406587-0	85	941
3406590-4	86	951
3406591-2	86	951
3406595-3	85	927
3406596-1	85	927
3406597-9	85	923
3406598-7	85	923
3406616-7	84	907
3406617-5	84	907
3406618-3	84	907
3406619-1	84	907
3406624-1	85	933
3406647-2	85	925
3406648-0	85	925
3406651-4	83	893
3406653-0	83	893
3406655-5	85	945
3406667-0	88	1009
3406668-8	88	1009
3406693-6	85	917
3406694-4	85	917
(3406699)	84	903
(3406700)	84	903
3406701-7	84	903
3406702-5	84	903
3406703-3	84	903
3406704-1	84	903
3406731-4	89	1031
3406733-0	85	925
(3406735)	88	1013
3406746-2	84	905
3406747-0	84	905
3406751-2	84	905
3406752-0	84	905
3406767-8	87	977
3406769-4	87	977
3406774-4	82	869
3406777-7	89	1035
3406778-5	84	903
3406779-3	84	903
3406780-1	84	903
3406781-9	84	903
3406782-7	84	903
3406783-5	84	903
3406784-3	84	903
3406785-0	84	903
3406786-8	85	937
3406787-6	85	937
3406788-4	85	937
3406789-2	85	937
3406790-0	85	937
3406791-8	85	935
3406792-6	85	939
3406793-4	85	939
3406794-2	85	939
3406795-9	85	939
3406796-7	88	1007
3406797-5	88	1007
3406798-3	88	1007
3406799-1	88	1007
3406800-7	88	1007
3406810-6	84	903
3406811-4	84	903
3406822-1	88	1001
	88	1003
3406827-0	85	945
3406837-9	85	929
3406875-9	88	1013
(3406879)	83	891
(3406880)	83	891
3406884-1	85	917
3406885-8	85	917
3406886-6	85	917
3406916-1	86	959
3406927-8	86	959
3406967-4	85	923
(3406970)	85	921
	85	927
3406987-2	85	921
3406988-0	85	921
3406989-8	85	925
3406990-6	85	925
3406991-4	85	925
3407157-1	37	523
3407165-4	88	1001
(3407166)	86	959
3407174-6	84	901
3407211-6	85	945
3407212-4	36	451
	36	453
3407215-7	81	863
3407222-3	85	923
3407223-1	85	923
3407226-4	85	921
3407227-2	85	921
3407228-0	85	921
3407229-8	85	921
3500382-1	88	1005
3500689-9	89	1039
	89	1041
3500748-3	85	933
	85	935
3501035-4	26	303
(3501038)	38	545
	38	547
(3501053)	38	555
(3501055)	38	549
(3501059)	37	471
3501066-9	25	259
3501081-8	28	341
3501132-9	23	197
(3501140)	25	279
3501142-8	25	281
3501150-1	38	555
	38	557
3501160-0	25	245
3501184-0	28	339
	28	341
3501194-9	28	343
	28	345
	28	347
3501200-4	27	311
3501237-6	28	341
3501243-4	25	253
3501254-1	25	229
3501292-1	27	317
3501303-6	23	219
3501369-7	38	531
	38	533
	38	535
3501377-0	25	249
3501472-9	27	323
	27	327
	27	331
3501478-6	28	353
3501484-4	23	213
	23	215
3501485-1	25	267
(3501492)	23	215
(3501493)	23	213
	23	215
3501515-5	23	203
3501523-9	28	347
(3501530)	21	105
3501541-1	38	527
3501546-0	23	185
	37	521
3501595-7	25	255
	25	257
	25	259
3501597-3	25	257
3501605-4	26	293
3501651-8	25	231
3501708-6	25	245
(3501752)	28	351
3501753-2	23	189
3501758-1	21	149
(3501759)	21	149
3501762-3	21	155
(3501763)	21	155
3501764-9	21	155
3501775-5	21	149
3501776-3	21	149
* *(3501777)*		
* 3501778-9		
3501779-7	21	159
(3501782)	21	159
3501787-0	21	155
3501788-8	21	155
* *(3501801)*		
* *(3501810)*		
3501839-9	23	215
3501844-9	27	325
	27	329
	27	333
3501848-0	28	341
3501849-8	28	341
3501850-6	28	341
3501890-2	89	1033
(3501894)	25	241
3501908-2	38	551
	38	553
	38	555
3501921-5	28	339
	28	341
3501939-7	25	257
3501962-9	25	225
3501964-5	25	225
3501965-2	25	227
	25	231
3502078-3	43	649
3502079-1	43	649
3502090-8	43	669
* 3502102-1		
* 3502104-7		
* 3502106-2		
* 3502108-8		
* 3502110-4		
3502150-0	43	665
3502153-4	43	665
3502173-2	43	649
3502174-0	43	649
3502175-7	43	649
3502176-5	43	649
3502181-5	43	663
3502186-4	43	655
3502188-0	43	655
3502189-8	43	655
3502190-6	43	659
3502191-4	43	659
3502192-2	43	647
	43	663
3502193-0	43	647
	43	663
3502194-8	43	647
	43	663
3502302-7	41	583
3502303-5	41	583
(3502304)	41	583
3502305-0	41	583
3502336-5	46	703
	46	709
	46	713
3502366-2	41	583
(3502384)	46	701
3502454-6	43	657
3502462-9	43	627
	43	631
	43	635
	43	639
	43	643
3502463-7	43	627
	43	631
	43	635
	43	639
	43	643
3502464-5	43	625
	43	629
	43	633
	43	637
	43	641
3502490-0	46	703

*) Standard part, occurs elsewhere in this catalogue. /Standardartikel, förekommer på flera sidor i denna katalog.

NUMERICAL REGISTER — NUMMERREGISTER

Group / Grupp 03

Page / Sida 67

Part No. / Artikel nr	Gr / Gr	Page / Sida
(3502563)	46	701
(3502564)	46	701
(3502565)	46	701
(3502566)	46	701
3502569-1	43	609
	43	613
	43	617
3502603-8	46	703
	46	709
	46	711
3502625-1	46	703
	46	709
	46	713
(3502652)	43	625
	43	629
	43	633
	43	641
3502761-4	43	625
	43	629
	43	633
	43	637
	43	641
3502774-7	43	627
	43	637
	43	643
3502988-3	41	583
3503033-7	81	857
3503040-2	89	1039
	89	1041
3503041-0	83	879
	83	883
3503042-8	83	879
	83	883
* 3503133-5		
3503384-4	81	857
3503385-1	81	857
3503491-7	81	857
3503671-4	89	1031
(3503732)	83	877
3503870-2	81	855
3503871-0	81	855
* 3503873-6		
3503925-4	81	857
3503926-2	81	857
3503986-6	81	855
3506060-7	85	927
(3506061)	85	927
3506064-9	87	969
3506074-8	87	969
3506096-1	87	967
3506302-3	87	969
(3506325)	87	967
3506399-9	87	963
3506921-0	36	467
3506924-4	36	467
3506925-1	36	467
3506926-9	36	467
(3506972)	87	969
3507006-9	83	891
3507022-6	26	297
3507023-4	26	297
3507025-9	22	179
3507028-3	22	179
3507029-1	22	179
3507030-9	25	237
3507031-7	21	155
3507032-5	26	297
3507033-3	25	267
3507039-0	32	377
3507055-6	32	375
3507072-1	32	377
3507083-8	26	297
3507084-6	26	297
3507087-9	26	299
3507095-2	23	213
3507137-2	21	127
3507158-8	28	353
3507177-8	28	339
3507285-9	21	159
3507510-0	28	339
(3508104)	89	1035
3508359-1	43	671
3508787-3	37	509
	89	1037
	89	1041
3510001-5	35	425
	35	429
3510005-6	35	425
	35	429
3510011-4	82	869
3510019-7	85	927
3510020-5	85	927
3510022-1	85	927
3510023-9	85	927
3510029-6	83	889
3510030-4	35	441
3510031-2	35	441
3510032-0	35	441
(3510033)	35	441
3510034-6	35	441
(3510036)	35	441
3510043-7	88	1021
3510044-5	88	1021
3510045-2	88	1021
3510053-6	85	919
	85	933
	85	941
3510057-7	83	879
	83	883
3510059-3	83	879
	83	883
3510060-1	83	879
	83	883
3510061-9	35	429
(3510062)	81	859
3510064-3	85	925
3510073-4	81	863
	83	889
* 3510074-2		
* 3510075-9		
* 3510076-7		
3510099-9	81	861
3510104-7	81	861
3510105-4	81	861
3510106-2	86	953
3510107-0	86	953
3510108-8	35	425
	35	429
3510109-6	35	425
	35	429
3510110-4	83	885
3510111-2	83	885
3510130-2	85	939
3510131-0	85	939
3510132-8	85	939
3510133-6	85	939
3510134-4	85	939
3510135-1	85	939
3510142-7	37	481
3510143-5	37	481
3510149-2	88	1013
3510179-9	83	889
* 3510180-7		
3510183-1	83	889
3510186-4	87	963
(3510192)	88	1001
(3510193)	88	1001
(3510200)	87	967
(3510206)	36	467
3510219-3	35	425
	35	429
3510220-1	35	425
	35	429
(3510221)	86	949
(3510222)	86	949
3510224-3	36	467
3510225-0	36	467
3510226-8	36	467
3510228-4	36	467
3510231-8	88	1001
3510232-6	85	925
3510233-4	85	925
3510236-7	84	903
	84	905
(3510237)	85	923
(3510238)	85	923
3510248-2	35	441
3510249-0	35	441
3510250-8	35	441
3510251-6	35	441
3510252-4	35	441
3510253-2	35	441
3510257-3	88	1001
3510258-1	85	925
3510260-7	88	1005
	88	1009
3510262-3	87	973
3510277-1	83	875
3510278-9	83	875
3510284-7	82	869
3510299-5	85	927
3510300-1	85	927
3510306-8	84	903
3510308-4	84	903
3510334-0	83	889
3510337-3	84	911
3510338-1	84	911
3510342-3	81	863
3510354-8	81	863
3510368-8	81	863
3510369-6	81	863
(3510380)	82	869
3510382-9	89	1035
* 3510383-7		
3510427-2	81	851
3510428-0	81	851
3510448	82	871
3510462-9	86	949
	86	951
3510466-0	84	911
3510468-6	36	463
3510472-8	84	911
3510476-9	35	431
	35	433
	35	435
	84	911
3510477-7	37	471
3510480-1	37	477
3510482-7	37	481
3510484-3	37	485
3510491-8	83	891
* 3510493-4		
3510497-5	85	945
3510498-3	85	945
3510499-1	85	945
3510500-6	85	945
* 3510511-3		
* 3510517-0		
* 3510518-8		
* 3510521-2		
* 3510522-0		
3510523-8	83	879
	83	883
3510533-7	83	891
3510544-4	83	897
3510564-2	85	937
3510565-9	85	937
3510566-7	85	937
3510567-5	85	937
3510568-3	85	937
3510569-1	85	937
3510570-9	85	937
3510571-7	85	937
3510572-5	85	937
3510573-3	85	937
3510574-1	85	937
3510575-8	85	937
3510576-6	85	937
(3510577)	85	937
(3510578)	85	937
3510579-0	88	1013
3510580-8	88	1013
3510581-6	88	1013
3510583-2	85	939
(3510587)	88	1001
* 3510596-4		
3510602-0	83	891
3510603-8	83	891
(3510626)	88	1001
(3510664)	88	1003
3510666-5	85	925
3510670-7	85	929
3510671-5	85	929
3510675-6	83	891
3510676-4	83	891
3510677-2	83	891
3510690-5	84	907
3510691-3	84	907
3510692-1	84	907
3510694-7	84	907
3510695-4	84	907
3510696-2	85	921
3510697-0	85	921
3510698-8	83	891
3510699-6	35	425
	35	429
(3510704)	35	425
(3510705)	35	425
3510707-7	81	851
3510708-5	81	851
3510709-3	86	949
3510710-1	86	949
3510714-3	86	951
3510715-0	86	951
3510716-8	83	891
3510717-6	83	891
3510718-4	83	891
3510727-5	85	939
3510728-3	85	939
3510729-1	85	939
3510731-7	85	939
3510732-5	85	939
3510767-1	81	863
3510775-4	84	911
3510776-2	84	911
3510779-6	39	571
	39	573
3510781-2	84	903
3510788-7	84	903
3510789-5	84	903
3510790-3	84	903
3510791-1	84	903
3510792-9	84	903
3510793-7	84	903
3510794-5	84	903
3510795-2	89	1035
3510813-3	88	1003
3510814-1	88	1003
3510815-8	88	1003
3510822-4	85	925
3510838	39	573
3510841-4	85	933
3510842-2	85	933
3510843-0	85	933
3510864-6	89	1031
3510865-3	81	863
	83	889
3510866-1	81	851
3510873-7	37	521
3510874-5	81	851
3510875-2	83	893
3510878-6	36	457
3510883-6	36	457
3510884-4	36	457

*) Standard part, occurs elsewhere in this catalogue. /Standardartikel, förekommer på flera sidor i denna katalog.

NUMERICAL REGISTER

NUMMERREGISTER

Part No. Artikel nr	Gr Gr	Page Sida
(3510889)	35	441
3510892-7	35	425
	35	429
3510893-5	35	425
	35	429
3510898-4	81	851
3510899-2	81	851
3510900-8	89	1035
3510907-3	85	925
3510908-1	85	925
3510938-8	85	933
3510939-6	85	933
3510940-4	85	933
3510941-2	85	933
3510942-0	85	933
3510943-8	85	933
3510946-1	85	941
(3510947)	85	941
3510948-7	85	941
3510949-5	85	941
3510950-3	85	941
3510951-1	85	941
3510954-5	85	933
3510955-2	85	933
3510956-0	85	933
3510957-8	85	933
(3510959)	85	933
(3510970)	85	941
(3510971)	85	941
3510972-7	85	941
(3510973)	85	941
(3510974)	85	941
(3510975)	85	941
3510979-2	88	1003
(3510984)	85	917
(3510985)	85	917
(3510986)	85	917
(3510987)	85	917
(3510988)	85	917
(3510989)	85	917
(3510992)	82	869
(3510993)	36	467
(3510996)	83	889
(3510998)	83	889
(3510999)	83	889
3513027-7	87	985
3513066-5	87	987
	87	989
	87	993
3513069-9	87	973
3513077-2	87	967
3513118-4	87	983
(3513126)	85	927
(3513128)	85	927
(3513129)	85	927
3513144-0	36	467
3513146-5	87	989
3513147-3	87	965
3513372-7	87	967
3513373-5	87	967
3513376-8	87	969
3513493-1	85	927
3513500-3	85	927
3513534-2	87	981
3513535-9	87	979
3513578-9	87	977
	87	981
(3513597)	87	969
3513598-7	87	991
	87	995
3513660-5	88	1025
(3513666)	88	1025
3513685-2	87	965
3513786-8	85	921
3514042-5	25	269
	25	271
3514089-6	21	99
	21	103
3514105-0	26	293
3514109-2	22	177
3514138-1	87	987
3514143-1	22	171
3514148-0	25	271
	25	277
	25	281
	25	285
3514151-4	64	795
3514152-2	87	987
3514154-8	64	795
3514201-7	25	281
3514227-2	23	215
3514231-4	32	381
	87	987
3514247-0	22	173
3514296-7	21	121
3514312-2	21	107
	21	125
(3514350)	21	101
3514361-9	21	99
3514375-9	21	125
	21	127
3514389-0	21	99
3514406-2	27	311
3514432-8	21	101
	25	255
3514436-9	21	121
3514438-5	21	121
3514450-0	26	289
3514451-8	26	289
3514452-6	26	289
3514453-4	22	175
3514454-2	22	175
3514455-9	22	175
3514456-7	25	235
3514457-5	25	235
3514459-1	22	175
3514460-9	22	175
3514461-7	26	291
3514465-8	25	263
3514467-4	25	273
3514474-0	28	351
3514475-7	28	351
3514483-1	21	119
3514484-9	21	119
3514485-6	21	119
3514486-4	21	119
3514487-2	21	119
3514488-0	21	119
3514491-4	21	121
3514492-2	21	121
3514493-0	25	263
3514509-3	21	123
3514552-3	27	311
3514553-1	25	227
3514555-6	25	227
3514560-6	23	187
3514565-5	23	187
3514581-2	25	281
	25	285
3514604-2	38	557
3514627-3	22	169
	22	173
3514628-1	21	105
3514629-9	26	289
3514633-1	25	227
3514657-0	25	257
3514661-2	23	213
	23	215
3514662-0	23	213
	23	215
3514668-7	43	623
3514684-4	43	623
3514696-8	27	315
3514699-2	25	257
3514716-4	25	285
3514719-8	25	277
3514720-6	25	281
3514721-4	25	273
3514723-0	25	271
	25	277
	25	281
3514724-8	25	285
3514729-7	23	195
3514742-0	26	289
3514759-4	25	227
3514777-6	25	231
3514873-3	22	181
	87	979
3514911-1	25	257
3514913-7	23	193
3514914-5	25	227
3514916-0	25	273
	25	281
	25	285
3514922-8	25	273
	25	281
	25	285
3514925-1	25	227
3514927-7	27	311
(3514934)	38	553
(3514935)	38	555
3514938-4	26	301
3514941-8	27	311
3514943-4	21	127
3514946-7	27	325
3514955-8	23	207
3514956-6	23	207
(3514963)	38	547
(3514964)	38	549
3514973-1	26	289
3514981-4	26	293
3514982-2	26	293
3514989-7	26	289
3514992-1	26	291
3515020-0	37	509
3515022-6	33	415
	33	417
3515023-4	33	415
	33	417
3515024-2	37	471
3515028-3	26	295
	37	505
3515037-4	37	481
3515039-0	33	415
	33	417
	33	421
3515040-8	33	415
3515041-6	33	415
3515091-1	43	669
	43	673
3515092-9	38	559
(3515110)	38	537
	38	543
3515111-7	38	537
3515112-5	38	543
3515114-1	38	533
	38	537
3515116-6	36	467
3515117-4	36	467
	37	473
3515144-8	38	559
3515153-9	38	539
3515179-4	31	367
	31	369
3515189-3	31	367
	31	371
3515228-9	31	361
	31	365
3515272-7	26	289
3515285-9	38	527
3515291-7	39	573
	39	575
3515298-2	38	537
3515299-0	38	533
	38	537
3515519-1	37	477
3515531-6	37	477
3515582-9	37	471
3515598-5	37	471
	37	473
3515603-3	38	543
3515613-2	26	299
	38	527
3515621-5	37	479
3515622-3	37	477
3515623-1	37	479
3515625-6	37	479
3515626-4	37	473
3515638-9	31	371
3515647-0	37	519
3515665-2	37	479
3515666-0	37	471
3515667-8	37	479
3515668-6	37	477
3515669-4	37	479
3515670-2	37	481
3515671-0	37	479
3515673-6	37	481
3515675-1	37	473
3515676-9	37	473
3515678-5	37	479
3515679-3	37	481
(3515682)	31	361
3515707-2	32	385
3515709-8	32	395
3515714-8	87	967
(3515743)	37	477
3515760-1	38	531
	38	533
	38	535
	38	541
	38	543
3515761-9	38	537
3515777-5	37	477
3515778-3	37	473
3515783-3	37	481
3515811-2	36	461
3515821-1	37	481
3515839-3	33	411
(3515840)	33	411
3515886-4	37	477
3515896-3	31	369
3515908-6	88	1023
	88	1027
3515952-4	85	923
3515953-2	85	923
3515960-7	37	475
3515961-5	31	371
3515967-2	37	479
3515968-0	37	479
3515969-8	37	479
3515974-8	36	463
3516002-7	65	819
3516003-5	65	819
3516057-1	65	819
3516062-1	55	771
	55	773
3516093-6	52	741
	52	743
3516125-6	41	583
	41	587
	41	589
	52	755
	55	771
	55	773
3516128-0	51	727
3516129-8	51	727
3516135-5	51	727
3516171-0	64	805
3516172-8	64	805
(3516274)	52	761
	52	763
3516294-0	52	759
	52	761
3516298-1	52	761
	52	763
3516303-9	77	841
3516375-7	64	793
	64	799
3516377-3	65	819

*) Standard part, occurs elsewhere in this catalogue. /Standardartikel, förekommer på flera sidor i denna katalog.

NUMERICAL REGISTER — NUMMERREGISTER

Group / Grupp 03

Page / Sida 69

Part No. Artikel nr	Gr Gr	Page Sida
3516378-1	65	819
3516379-9	65	819
3516385-6	64	797
	64	799
3516407-8	52	743
3516420-1	64	791
3516442-5	72	829
(3516444)	64	795
(3516446)	72	831
(3516447)	72	831
(3516451)	55	773
3516456-5	65	819
3516462-3	52	761
	52	763
3516478-9	55	771
	55	773
(3516511)	51	723
(3516512)	51	723
3516535-6	64	793
	64	795
	64	799
3516565-3	51	725
3516566-1	51	725
3516567-9	51	725
3516572-9	72	833
3516653-7	55	773
	65	821
3516662-8	52	761
	52	763
3516668-5	72	835
3516763-4	64	799
3516764-2	64	799
(3516765)	64	799
3516813-7	51	727
3516853-3	64	795
3516854-1	64	795
3516855-8	64	795
3516944-0	64	803
3516987-9	52	745
3517060-4	25	231
3517061-2	25	225
3517062-0	25	227
	25	231
3517063-8	23	193
3517064-6	23	195
3517066-1	23	193
3517067-9	28	351
3517068-7	23	185
	23	189
3517070-3	27	311
3517109-9	27	315
3517115-6	23	215
3517124-8	27	313
(3517128)	27	311
3517129-7	23	219
3517157-8	23	217
(3517173)	23	215
3517283-2	23	195
3517428-3	25	257
3517501-7	38	527
3517546-2	27	315
3517552-0	87	965
3517554-6	87	935
3517557-9	87	965
3517569-4	23	187
3517589-2	23	213
3517656-9	25	235
3517690-8	89	1033
3517693-2	28	351
(3517714)	38	555
(3517715)	38	551
	38	553
(3517718)	28	351
3517719-5	28	339
3517723-7	26	297
3517742-7	26	301
(3517743)	26	301
3517744-3	26	301
3517745-0	26	301
3517748-4	26	301
3517757-5	25	235
3517760-9	23	205
3517761-7	28	351
3517772-4	23	187
3517778-1	23	187
3517805-2	25	225
3517843-3	23	195
	23	207
3517845-8	38	551
	38	553
	38	555
	38	557
(3517846)	28	351
3517860-7	21	121
3517875-5	25	247
3517904-3	25	235
3517908-4	23	187
3517911-8	23	209
3517931-6	32	393
3517951-4	21	123
3517955-5	21	123
3517972-0	25	235
3518007-4	35	431
	35	433
3518091-8	36	457
3518092-6	36	457
3518119-7	36	449
	36	453
3518120-5	36	449
	36	453
3518131-2	36	449
	36	451
3518133-8	36	449
	36	451
3518145-2	36	451
3518146-0	36	451
3518148-6	36	451
3518187-4	36	453
3518188-2	36	453
3518215-3	35	437
3518249-2	35	437
3518268-2	36	451
3518269-0	36	451
3518310-2	84	909
3518314-4	36	457
3518315-1	36	457
(3518583)	35	433
3518613-9	84	907
3518620-4	86	951
3518643-6	86	949
	86	951
3518645-1	86	949
	86	951
3518672-5	35	435
3518874-7	89	1031
3518883-8	36	455
3518997-6	36	451
	36	453
(3519211)	88	1001
3519216-0	88	1001
3519270-7	89	1035
3519273-1	88	1013
3519274-9	88	1013
3519339-0	85	933
	87	963
3519357-2	89	1035
3519375-4	88	1009
3519484-4	88	1005
	88	1009
3520159-9	46	701
(3520161)	46	709
3520164-9	46	701
3520166-4	46	701
3520179-7	43	621
3520197-9	43	621
*) 3520218-3		
3520244-9	46	711
3520279-5	45	689
3520329-8	43	647
3520331-4	43	647
3520391-8	43	673
3520392-6	43	673
3520399	46	701
	46	707
	46	711
3520405-6	41	589
3520410-6	46	703
	46	709
	46	711
(3520411)	46	701
(3520412)	46	701
(3520413)	46	707
(3520414)	46	707
3520416-3	43	621
(3520418)	46	711
3520422-1	45	687
	45	689
*) 3520465-0		
3520553-3	41	583
	41	587
	41	589
3520567-3	43	625
	43	629
	43	633
	43	637
	43	641
3520568-1	43	633
	43	637
	43	641
(3520572)	43	621
3520573-1	46	701
	46	707
	46	711
3520574-9	46	701
	46	707
	46	711
3520585	43	673
3520621-8	43	673
3520636-6	43	673
3520641-6	41	589
3520659-8	45	691
(3520664)	43	613
3520670-5	43	639
3520671-3	43	639
3520672-1	43	639
3520673-9	43	639
3520674-7	43	639
3520676-2	43	639
3520677-0	43	637
3521436-0	87	969
3521445-1	87	969
3521590-4	88	1023
3522084-7	87	967
3522157-1	87	971
3522162-1	87	971
3522163-9	87	971
3522164-7	87	971
3522165-4	87	971
3522166-2	87	967
3522228-0	87	967
3522229-8	87	967
3522244-7	87	963
3522247-0	87	983
3522268-6	87	983
3522298-3	87	969
3522299-1	87	969
3522300-7	87	969
(3522318)	87	977
3522345-2	87	983
3522347-8	87	983
3522390-8	87	963
3522398-1	87	975
	87	979
	87	983
3522521-8	87	993
3522587-9	87	979
3522588-7	87	975
	87	979
	87	983
3522589-5	87	975
	87	977
	87	979
	87	983
3522590-3	87	975
	87	979
	87	983
3522591-1	87	975
	87	979
	87	983
3522598-6	87	975
	87	979
	87	983
3522635-6	87	965
3522683-6	87	983
3522733-9	87	977
3522735-4	87	983
3522737-0	87	975
	87	979
	87	983
3522780-0	87	985
3522945-9	87	967
3522962-4	87	969
3523007-7	38	529
	38	531
	38	533
	38	535
	38	537
	38	541
	38	543
3523044-0	32	393
	32	395
3523047-3	32	395
3523048-1	32	385
	32	391
	32	395
3523049-9	32	385
	32	391
	32	395
3523050-7	32	379
	32	383
	32	385
	32	389
	32	391
	32	395
3523051-5	32	385
	32	395
3523052-3	32	379
	32	383
	32	385
	32	395
3523053-1	32	395
3523142-2	52	765
3523190-1	37	481
3523301-4	33	407
	33	419
3523302-2	33	411
3523304-8	31	371
3523442-6	37	493
3523469-9	37	513
3523470-7	37	513
3523471-5	37	513
3523472-3	37	513
3523473-1	37	511
3523474-9	37	511
3523484-8	37	503
3523485-5	37	503
3523486-3	37	503
3523487-1	37	503
3523491-3	43	673
3523493-9	31	363
	31	371
3523499-6	32	389
3523537-3	27	325
	27	329
	27	333
3523548-0	38	539
(3523549)	38	535
	38	537

*) Standard part, occurs elsewhere in this catalogue. /Standardartikel, förekommer på flera sidor i denna katalog.

Group / Grupp 03

Page / Sida 70

NUMERICAL REGISTER — NUMMERREGISTER

Part No. / Artikel nr	Gr	Page / Sida
	38	543
3523558-9	37	503
3523559-7	37	503
3523571-2	33	407
	33	411
	33	419
3523572-0	33	411
3523574-6	37	517
3523606-6	37	495
3523607-4	37	495
3523608-2	37	517
3523610-8	37	517
3523625-6	37	481
3523665-2	38	533
	38	535
	38	537
	38	541
	38	543
3523666-0	38	533
	38	537
3523667-8	33	407
	33	411
	33	419
3523670-2	32	393
3523671-0	32	381
3523672-8	32	375
	32	377
3523707-2	38	533
	38	537
	38	543
3523710-6	32	379
	32	383
	32	385
	32	389
	32	391
	32	395
3523715-5	37	477
3523739-5	37	519
3523747	43	673
3523750-2	37	471
	37	473
	37	475
3523753-6	37	485
3523754-4	37	481
3523762-7	32	395
3523763-5	32	395
3523791-6	39	575
3523801-3	31	365
3523802-1	31	361
	31	363
3523804-7	37	519
3523805-4	37	517
3523812-0	81	859
3523819-5	37	501
	37	503
3523844-3	37	479
3523845-0	37	475
3523846-8	37	475
3523880-7	27	329
3523916-9	37	507
3523962-3	43	671
3523964-9	43	671
3525173-5	85	927
3525174-3	85	927
3525177-6	85	927
3525178-4	85	927
3525266-7	88	1023
3526011-6	83	895
3526012-4	83	895
3526022-3	83	895
3526023-1	83	895
3526024-9	83	895
3526030-6	36	459
	83	895
3526031-4	36	459
	83	895
3526062-9	89	1037
3526064-5	83	883
3526069-4	81	851
3526111-4	86	953
3526130-4	89	1035
3526159-3	86	953
3526161-9	81	851
3526348-2	81	849
3526435-7	81	859
3526549-5	86	953
3526691-5	86	953
3526692-3	86	953
3526695-6	81	857
3526696-4	81	857
3526721-0	82	869
(3526915)	82	869
3526960-4	36	455
3527002-4	89	1035
3527003-2	89	1035
3527605-4	88	1017
3527721-9	88	1001
3527912-4	89	1035
3527914-0	89	1035
3528021-3	23	209
3528023-9	23	209
3528027-0	23	207
3528035-3	23	207
3528037-9	23	207
3528043-7	23	207
3528045-2	23	217
3528047-8	23	217
3528049-4	23	209
3528188-0	22	181
3528728-3	81	855
3528729-1	81	855
3528813-3	81	851
3528947-9	83	879
	83	883
3528948-7	83	879
	83	883
3530000-3	52	761
3530001-1	52	761
3530004-5	52	759
	52	763
3530007-8	52	761
3530008-6	52	761
	52	763
3530009-4	52	759
	52	763
3530010-2	52	763
3530015-1	52	759
	52	761
	52	763
(3530017)	52	763
(3530018)	52	763
3530024-3	52	763
3530029-2	52	759
	52	761
3530081-3	64	805
3530083-9	64	793
3530090-4	64	791
3530123-3	64	805
3530124-1	64	805
3530148-0	89	1031
3530181-1	52	741
	52	743
3530213-2	52	761
	52	763
3530214-0	52	761
	52	763
3530223-1	72	829
3530230-6	72	829
3530274-4	72	829
3530276-9	72	831
3530277-7	72	831
3530283-5	72	835
3530286-8	72	829
	72	831
3530304-9	72	835
3530316-3	52	765
3530341-1	61	783
3530349-4	64	791
(3530388)	61	781
3530391-6	46	701
	46	707
	46	711
3530392-4	52	755
3530394-0	41	585
	41	587
	41	589
3530425-2	52	761
3530426-0	52	761
3530431-0	52	763
3530432-8	52	763
3530450-0	65	819
3530502-8	64	795
3530506-9	72	829
	72	831
3530525-9	72	829
	72	831
(3530557)	61	781
(3530558)	61	781
3530587-9	55	771
3530614-1	55	773
(3530622)	55	773
3530634-9	41	583
	41	587
	41	589
3530677-8	64	791
3530698-4	64	791
3530732-1	64	799
3530733-9	64	791
3530737-0	72	835
3530749-5	72	835
3530750-3	72	835
3530751-1	72	835
3530757-8	51	731
3530758-6	51	731
3530776-8	64	799
3530777-6	64	799
3530789-1	61	781
3530790-9	61	781
3530791-7	61	781
3530843-6	52	755
3530862-6	51	725
3530863-4	51	725
3530912-9	65	819
3530913-7	65	819
3530916-0	65	819
3530917-8	65	819
3530984-8	52	741
3530985-5	52	741
3531011-9	32	393
3531036-6	23	187
3531051-5	25	279
3531087-9	21	127
	22	173
3531089-5	25	235
3531097-8	26	289
3531142-2	23	187
3531158-8	23	195
3531184-4	21	107
	21	125
	21	127
3531186-9	21	127
3531187-7	21	127
3531227-1	21	123
3531239-6	21	105
	21	123
3531268-5	22	173
3531269-3	21	129
3531270-1	21	127
3531271-9	21	127
3531272-7	21	127
3531277-6	28	337
3531279-2	21	127
3531289-1	21	121
3531339-4	23	185
	23	187
3531358-4	21	127
3531367-5	25	227
3531370-9	21	99
3531383-2	21	105
	21	123
3531384-0	21	105
	21	123
3531437-6	21	123
3531472-3	28	339
	37	505
3531476-4	25	227
3531551-4	25	273
3531570-4	43	677
3531702-3	22	171
3531739-5	23	195
3531814-6	23	215
3531818-7	37	471
3531849-2	27	313
3531854-2	27	313
3531884-9	26	289
3531919-3	21	127
3531943-3	21	155
3533014-1	39	563
3533347-5	39	575
3534261-7	35	435
3534263	35	435
3534304-5	36	455
3534305-2	36	455
3534521-4	35	435
(3534528)	35	433
3534567-7	35	433
3536024-7	25	227
3536070-0	27	325
	27	329
	27	333
3536094-0	25	227
3536112-0	22	175
3536127-8	27	315
3536133-6	27	325
3536143-5	22	175
3536144-3	23	213
3536148-4	22	175
3536149-2	22	175
3537019-6	87	979
3537378-6	87	967
3537395-0	87	975
3537396-8	87	975
3537398-4	87	975
3537400-8	87	977
3537454-5	88	1001
3537455-2	88	1001
3537481-8	87	977
3537488-3	87	975
3537555-9	87	971
3537621-9	87	969
3537744-9	87	967
3538087-2	83	883
3538210-0	81	851
3538316-5	36	449
	36	451
	36	453
3538351-2	36	449
	36	451
	36	453
3538561-6	82	869
3538564-0	36	455
3538565-7	36	455
3538690-3	86	953
3540030-8	41	583
	41	587
	41	589
3540032-4	88	1009
3540101-7	52	765
3540116-5	84	905
3541035-6	88	1017
3541036-4	88	1017
3541037-2	88	1017
3541038-0	88	1017
3541039-8	88	1017
3541040-6	88	1017
3541102-4	85	927
3541103-2	85	927
3541114-9	88	1025
3541734-4	88	1013
3542053-8	89	1035

*) Standard part, occurs elsewhere in this catalogue. /Standardartikel, förekommer på flera sidor i denna katalog.

NUMERICAL REGISTER — NUMMERREGISTER

Group / Grupp 03

Page / Sida 71

Part No. Artikel nr	Gr Gr	Page Sida
3542058-7	89	1035
(3544092)	37	517
3544095-7	37	479
3544101-3	37	473
3544104-7	37	481
3544105-4	37	481
3544108-8	37	523
3544164-1	43	673
3544168-2	88	1027
3544183-1	36	463
3544184-9	36	463
3544190-6	37	483
3544223-5	37	517
3544224-3	37	517
3544228-4	37	475
3544273-0	37	485
3544341-5	37	477
3544347-2	89	1041
3544348-0	89	1041
3544459-5	37	481
3544627-7	33	417
3544628-5	33	417
3544629-3	33	417
3544630-1	33	417
3544631-9	33	417
3544632-7	33	417
3544633-5	33	417
3544634-3	33	417
	33	421
3544635-0	33	417
	33	421
3544691-3	38	527
	52	755
3544883-6	36	461
3547024-4	22	175
3547025-1	22	175
3547026-9	28	339
	37	505
3547033-5	27	311
3547087-1	25	255
3547188-7	22	175
	22	177
3547202-6	38	553
	38	557
3547208-3	38	547
3547210-9	38	555
	38	557
3547211-7	38	549
3547247-1	21	101
3547286-9	27	313
3547315-6	26	289
	26	293
	26	297
3547316-4	25	227
3547328-9	25	273
3547459-2	21	127
3547466-7	26	289
	26	293
	26	297
3547520-1	25	273
3547543-3	21	127
3547599-5	21	99
	21	121
3547603-5	21	101
3547604-3	21	101
3547605-0	21	101
3547615-9	25	267
3547629-0	26	301
3547645-6	23	215
3547656-3	23	215
3547836-1	25	247
3547847-8	28	339
3547860-1	26	307
3547862-7	23	199
3547956-7	21	127
3547957-5	21	127
3547991-4	26	289
3549035-8	43	639
(3549036)	43	639
3549037-4	43	639
3549038-2	43	643
3549040-8	43	643
3549047-3	43	637
	43	641
3549048-1	43	637
3549049-9	43	637
	43	641
3549050-7	43	637
	43	641
3549236-2	43	673
3549304	46	707
	46	711
3549308-9	43	607
	43	611
	43	615
	43	619
	46	703
	46	709
	46	713
3549481-4	43	613
	43	617
3549644-7	43	659
(3681829)	89	1047
3712833-7	37	515
(5001599)	33	403
5001600-5	33	409
(5002046)	33	403
	33	405
5002730-9	32	387
5002883-6	51	727
5002884-4	51	727
5003003-0	33	413
5003006-3	26	289
5003514-6	51	731
5003515-3	51	731
5003526-0	32	381
5003548-4	21	101
5003564-1	33	407
5003566-6	25	237
5003567-4	23	211
5003575-7	32	375
5003604-5	64	791
5003617-7	33	405
5003620-1	21	95
5003621-9	21	95
5003622-7	21	95
5003626-8	43	645
5003627-6	43	645
5003628-4	43	645
5003633-4	25	233
5003642-5	32	387
5003644-1	32	381
5003648-2	51	733
5003651-6	21	95
5003675-5	26	297
5003676-3	26	297
5003682-1	64	791
5003688-8	51	723
5003689-6	51	723
5003692-0	33	411
5003694-6	32	377
5003708-4	33	415
5003714-2	25	235
5003715-9	26	289
5003717-5	32	393
5003724-1	23	199
5003726-6	21	95
5003727-4	21	121
5003729-0	21	95
5003744-9	51	725
5003745-6	51	725
5003769-6	21	149
5003775-3	28	351
5003795-1	28	351
5003796-9	28	351
5003797-7	28	351
5003800-9	28	351
6212455-7	23	199
6212456-5	23	199
6212562-0	23	199
6638088-2	23	199
6772374-2	38	527
6812088-0	85	929
6814029-2	45	687
6814042-5	43	625
	43	629
	43	633
	43	637
	43	641
6814047-4	45	691
(6814049)	45	687
6814113-4	46	707
	46	711
6814116-7	46	707
	46	711
6814118-3	46	707
	46	711
6814141-5	45	687
	45	689
	45	691
6814142-3	45	687
	45	689
	45	691
(6814160)	43	621
(6814163)	43	621
6814314-8	89	1037
	89	1041
(6814316)	46	707
(6814372)	46	701
6814409-6	41	583
	41	587
	41	589
6814411-2	43	631
	43	635
(6814412)	43	643
(6814422)	41	583
6814452-6	46	697
6814454-2	43	625
	43	629
	43	633
	43	637
	43	641
6814455-9	43	629
	43	633
	43	637
	43	641
6814456-7	43	625
	43	629
	43	633
	43	637
	43	641
6814457-5	43	631
	43	635
	43	639
6814458-3	43	633
	43	637
	43	641
6814503-6	43	613
	43	617
6814504-4	43	613
	43	617
6814572-1	43	627
	43	631
	43	635
	43	639
	43	643
(6814583)	41	587
6814584-6	41	587
6814603-4	41	583
6814604-2	41	583
6814607-5	46	707
	46	711
6814610-9	46	707
	46	711
6814614-1	46	707
	46	711
(6814616)	46	707
	46	711
6814618-2	46	715
6814622-4	46	707
	46	711
6814623-2	46	707
	46	711
6814625-7	46	707
	46	711
6814627-3	46	707
	46	711
6814629-9	46	707
	46	711
6814631-5	46	707
	46	711
6814632-3	46	707
	46	711
6814634-9	46	707
	46	711
6814639-8	46	707
	46	711
6814640-6	46	707
	46	711
6814641-4	46	707
	46	711
6814642-2	46	707
	46	711
6814643-0	46	707
	46	711
6814644-8	46	707
	46	711
6814645-5	46	707
	46	711
6814646-3	46	707
	46	711
6814647-1	46	707
	46	711
6814648-9	46	707
	46	711
6814649-7	46	707
	46	711
6814650-5	46	707
	46	711
6814652-1	46	707
	46	711
	46	715
6814699-2	43	669
	43	673
6814700-8	43	669
	43	673
6814719-8	41	591
6814748-7	43	673
6814765-1	46	709
	46	713
6814791-7	46	709
	46	713
6814806-3	46	701
6814808-9	43	647
6814809-7	43	659
6814810-5	43	659
6814812-1	43	647
6814813-9	43	659
6814814-7	43	659
6814815-4	43	657
(6814842)	46	711
6814893-1	43	673
6814896-4	41	583
	41	589
6817929-0	77	841
6819031-3	55	773
6819032-1	55	773
6819053-7	65	817
6819155-0	55	773
6840182-7	85	925
6840183-5	85	925
6840184-3	85	925
6840185-0	85	925
6840207-2	88	1013
6843078-4	43	621
6873559-6	25	265
(8708095)	61	783
9122000-4	38	529
	38	531
	38	533

*) Standard part, occurs elsewhere in this catalogue. /Standardartikel, förekommer på flera sidor i denna katalog.

Group
Grupp
03

Page
Sida
72

NUMERICAL REGISTER — NUMMERREGISTER

Part No. Artikel nr	Gr Gr	Page Sida
	38	535
	38	537
	38	539
	38	541
	38	543
(9122008)	21	133
(9122009)	21	133
9122012-9	21	155
9122013-7	21	149
9122014-5	21	149
9122015-2	89	1051
9122016-0	89	1051
9122017-8	89	1047
	89	1049
	89	1051
9122024-4	89	1047
9122025-1	89	1049
9122026-9	89	1049
9122027-7	89	1049
9122029-3	89	1049
9122031-9	89	1045
9122034-3	21	95
9122050-9	89	1045
9122075-6	21	137
9122085-5	21	133
9122086-3	21	133
9122087-1	21	133
9122088-9	21	133
9122129-1	21	95
9122197-8	21	95
9130001-2	37	479
	88	1027
9985962-1	37	483
9985963-9	37	483

*) Standard part, occurs elsewhere in this catalogue. /Standardartikel, förekommer på flera sidor i denna katalog.

REGISTER, NEW PARTS / REGISTER, NYA ARTIKLAR

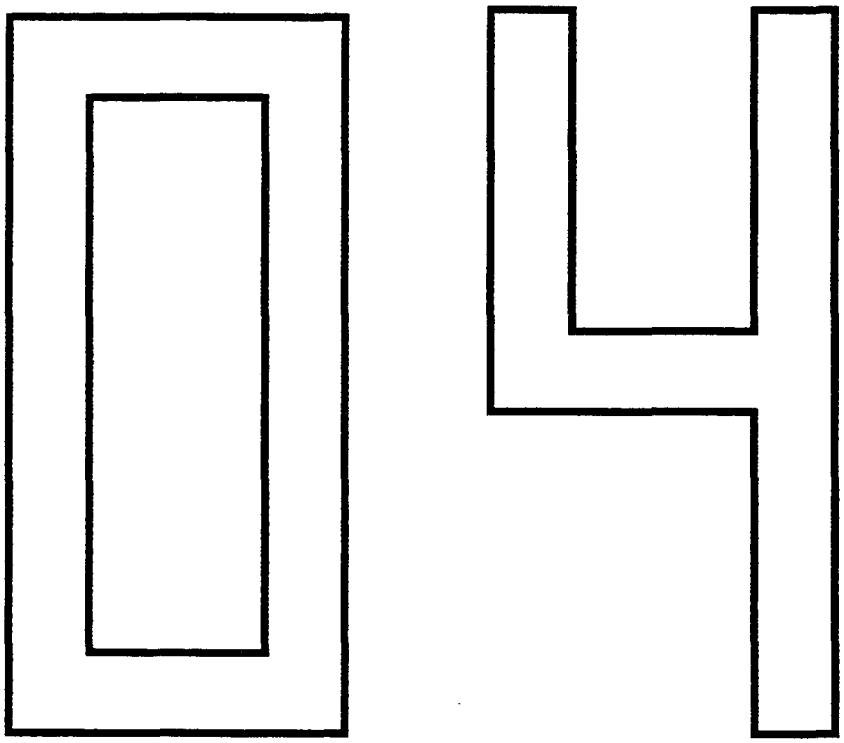

REGISTER, NEW PARTS

REGISTER, NYA ARTIKLAR

Foreword (GB)

Group 04, number register of new parts, containing all part numbers entered in the catalogue since the previous edition.

New parts in Volvo Parts Divisions product range are indicated by an asterisk in the NR column.
In the first edition of the catalogue, group 04 contains new parts only.
The parts are arranged in the catalogue in groups, and within each group they are arranged in order of page and position number.
Standard parts, e.g. screws, nuts etc. (function group 1100-1159) appear first, and are taken up only once, without group and page references.

(For further information, see catalogue instructions, Group 05)

Förord (S)

Grupp 04, nummerregister nya artiklar, innehåller alla artikelnummer som är införda i katalogen sedan föregående utgåva.

Nya artiklar i Volvo Reservdelars sortiment är markerade med fylld stjärna i NR-kolumnen.
Vid första utgåvan av katalogen innehåller grupp 04 endast nya artiklar.
Artiklarna är ordnade i kataloggrupper, inom varje grupp är de sorterade i sid- och positionsnummerordning.
Standardartiklar, t.ex. skruv, mutter m.m (funktionsgrupp 1100-1159) förekommer först och är endast upptagna en gång och utan hänvisning till grupp och sida.

(För ytterligare information, se kataloginstruktion Grupp 05)

Group / Grupp 04

Page / Sida 76

REGISTER, NEW PARTS — REGISTER, NYA ARTIKLAR

NR	Page Sida	Fig	Part No. Artikel nr	P S	Description	Benämning	Notes Anmärkning	GRP	S R
								10	
			946407-4		Screw	Skruv		1125	2
			947356-2		Washer	Bricka		1152	2
			949734-8		Screw	Skruv		1122	2
			955175-5		Screw	Skruv		1127	2
			965195-1		Flange screw	Flänsskruv		1122	2
			969322-7		Flange nut	Flänsmutter		1144	2
			969456-3		Screw	Skruv		1124	2
			969489-4		Six point socket screw	Sextandhålskruv		1124	2
			969494-4		Flange lock nut	Flänslåsmutter		1142	2
★			969582-6		Six point socket screw	Sextandhålskruv		1124	2
			969737-6		Screw	Skruv		1124	2
★			969802-8		Screw	Skruv		1124	2
			970908-0		Screw	Skruv		1122	2
			970944-5		Screw	Skruv		1122	2
			970945-2		Screw	Skruv		1122	2
			970950-2		Screw	Skruv		1122	2
			970953-6		Screw	Skruv		1122	2
			970988-2		Screw	Skruv		1122	2
			971084-9		Lock nut	Låsmutter		1144	4
			972015-2		Screw	Skruv		1124	2
			972049-1		Screw	Skruv		1124	2
			972081-4		Screw	Skruv		1124	2
			973962-4		Screw	Skruv		1122	2
			974258-6		Flange screw	Flänsskruv		1122	2
★			975144-7		Screw	Skruv		1124	2
			975561-2		Flange screw	Flänsskruv		1127	1
			977254-2		Bolt	Bult		1114	2
			1257176-6		Nut	Mutter		1142	2
			1380524-7		Pin	Pinne		1112	2
★			3406408-9		Spacer washer	Distansbricka		1154	2
			3520465-0		Retaining ring	Spårring		1157	2
								20	
	99	22	3547599-5		Filler cap	Påfyllningslock	1) B200ET	2117	2
	103	30	976040-6		Nipple	Nippel	1) B200ET	1418	2
	105		3531239-6		Cap plug	Hattplugg	1) B200ET	2120	3
★	121	19	3517860-7		Valve seal	Ventiltätning	1) B204GT	2149	2
	121	34	3547599-5		Filler cap	Påfyllningslock	1) B204GT	2117	2
	123		3531239-6		Cap plug	Hattplugg	1) B204GT	2120	3
	127	10a	3547956-7		Balance shaft	Balansaxel	1) B204GT	2159	3
	127		3547957-5		Balance shaft	Balansaxel	1) B204GT	2159	3
	127	24	3531919-3		Pulley	Kuggremhjul	1) B204GT	2153	3
	127	31	3547543-3		Tension pulley	Spännrulle	B204GT	2158	3
★	133		1218400-8		Rocker arm shaft	Vipparmsaxel	1)	2146	4
	133		271617-3		Rocker arm kit aluminium alloy	Vipparmsats aluminium	1)	2145	3
★	133	30	1218395-0		Plug	Plugg	1)	2119	3
	139	9	1218421-4		Shim	Justerbleck	1) B280	2139	2
	139		1218422-2		Shim	Justerbleck	1) B280	2139	2
	139		1218423-0		Shim	Justerbleck	1) B280	2139	2
	149		5003769-6	EU	Cylinder head, exch	Cylinderhuvud, bytes	D24TIC	2111	3
	155	5	271356-8	IK	Piston ring kit	Kolvringsats	1) D24TIC	2133	2
	155		271359-2	IK	Piston ring kit	Kolvringsats	1) D24TIC	2133	2
	159	25	3507285-9		Belt protector	Remskydd	1) D24TIC	2159	4
	169	12a	1306981-0		Bracket	Konsol	1)	2219	5
	171	16	969155-1		Nipple	Nippel	1) B200ET	1414	2
	177	44	1271449-9		Hose	Slang	B280	2239	2
	193	16	976572-8		Hose clamp	Slangklämma	1) B200ET	1163	2
	197	19	976572-8		Hose clamp	Slangklämma	1) B280E, B280F	1163	2
	197	20	976572-8		Hose clamp	Slangklämma	1) B280E, B280F	1163	2
	199		3547862-7		Filter insert	Filterinsats	1)	2334	1
	213	18a	1304390-6		Key blank	Nyckelämne	-1987	2349	2
	213	29	3536144-3		Hose	Slang	1) -1987	2344	3

1)For further info, see catalogue. /För vidare informaiton, se katalog.

REGISTER, NEW PARTS — REGISTER, NYA ARTIKLAR

Group / Grupp 04

Page / Sida 77

NR	Page / Sida	Fig	Part No. / Artikel nr	P / S	Description	Benämning	Notes / Anmärkning	GRP	S / R
	215		3547656-3		Fuel tank	Bränsletank	1)	2341	4
	215	19	3547645-6		Protecting plate	Skyddsplåt	1)	2348	4
★	215	25	3531814-6		Hose	Slang	1) 1988-	2344	3
	215	33a	1304390-6		Key blank	Nyckelämne	1988-	2349	2
	219	10	1389562-8		Filter	Filter	1)	2334	1
	255	8b	976572-8		Hose clamp	Slangklämma	1) B200ET	1163	2
	267	24	3501485-1		Heat-protecting-plate	Värmeskyddsplåt	1)	2519	2
	277	10	3514719-8		Silencer	Ljuddämpare	1) B280E 1988	2521	1
	289	9	3547991-4	IK	Sealing ring	Tätningsring	1) B200ET, B204GT.	2629	2
	289	13	1397911-7	IK	Gasket	Packning	B200ET, B204GT.	2628	1
	289	34	3547466-7		Expansion tank	Expansionstank	1) B200ET, B204GT.	2612	2
	291	50	3514992-1		Heat hose	Värmeslang	1) B200ET, B204GT.	2619	1
	293	46	3547466-7		Expansion tank	Expansionstank	1) B280	2612	2
	297	29	3547466-7		Expansion tank	Expansionstank	1) D24TIC	2612	2
	339	25	3547847-8		Impulse sensor	Impulsgivare	B204GT	2832	3
	339	26	3507510-0		Bracket	Konsol	B204GT	3869	4
	339	32	3507177-8		Ignition cable ignition coil-distributor	Tändledning tändspole-fördelare	B204GT	2813	1
★	351	30	5003800-9	EU	Control unit, exch	Styrenhet, bytes	1) B200ET	2831	2
★	351		5003796-9	EU	Control unit, exch	Styrenhet, bytes	1) B280E	2841	3
	351		5003795-1	EU	Control unit, exch	Styrenhet, bytes	1) B280E	2841	3
	351		5003797-7	EU	Control unit, exch	Styrenhet, bytes	1) B280F	2841	3
★	351		5003775-3	EU	Control unit, exch	Styrenhet, bytes	1) B204GT	2841	3
	353	42	3507158-8		Control unit	Styrenhet	1) B204GT	2841	3
								30	
	417	1	3544627-7		Starter motor	Startmotor	1) BOSCH	3311	3
	417	2	3544635-0		Repair kit	Reparationssats	1) BOSCH	3312	3
	417	6	3544628-5		Bearing shield front	Lagersköld främre	1) BOSCH	3317	5
	417	8	3544629-3		Screw	Skruv	1) BOSCH	3319	5
	417	9	3544634-3		Repair kit	Reparationssats	1) BOSCH	3319	3
	417	10	3544630-1		Screw	Skruv	1) BOSCH	3319	3
	417	15	3544631-9		Screw	Skruv	1) BOSCH	3319	3
	417	16	3544632-7		Screw	Skruv	1) BOSCH	3319	3
	417	19	3544633-5		Actuator solenoid	Manövermagnet	1) BOSCH	3318	3
	421	11	3544634-3		Repair kit	Reparationssats	1) 1328391, 1328392, 3544627	3319	3
	421	12	3544635-0		Repair kit	Reparationssats	1) 1328391, 1328392, 3544627	3312	3
	449	29	3538316-5		Wiper arm	Torkararm	1)	3637	2
	449	30	3538351-2		Cover	Täckkåpa	1)	3637	3
	449		1392918-7		Cover	Täckkåpa	1)	3637	3
	451	26	3538316-5		Wiper arm	Torkararm	1) ELEKTROLUX	3637	2
	451	27	3538351-2		Cover	Täckkåpa	1) ELEKTROLUX	3637	3
	451		1392918-7		Cover	Täckkåpa	1) ELEKTROLUX	3637	3
	451	31	3518997-6		Seal	Tätning	1) ELEKTROLUX	3631	3
	453	25	3538316-5		Wiper arm	Torkararm	1) SWF	3637	2
	453	26	3538351-2		Cover	Täckkåpa	1) SWF	3637	3
	453		1392918-7		Cover	Täckkåpa	1) SWF	3637	3
	453	30	3518997-6		Seal	Tätning	1) SWF	3631	3
	455		3538565-7		Filter	Filter	1)	3634	2
	455		3534305-2		Seal	Tätning	1)	3634	3
	455		3534304-5		Cover	Lock	1)	3634	3
	455		3526960-4		Level warner	Nivåvarnare	1)	3849	3
	461		3544883-6		Direction ind. switch	Körvisaromkopplare	1)	3643	2
	463	1c	3544184-9		Switch 2-way	Strömställare 2-läges	1)	3646	2
	463		3544183-1		Switch 2-way	Strömställare 2-läges	1)	3646	2
	477		3544341-5		Earth cable alternator-earth	Stomledning generator-jord	1) D24TIC	3711	3
	479	6	9130001-2		Ignition cable	Tändledning		3711	5
	481		3544459-5		Antenna cable with interfer. suppr.	Antennledning med avstörning	1)	3711	5
	483	14	3544190-6		Cable harness	Ledningsmatta	1)	3711	5
	489	20	975303-9		Socket housing black	Hylsisolator svart	1)	3717	2
	493	5	3523442-6		Pin housing	Stiftisolator	1)	3717	2

1)For further info, see catalogue. /För vidare informaiton, se katalog.

Group / Grupp 04

Page / Sida 78

REGISTER, NEW PARTS — REGISTER, NYA ARTIKLAR

NR	Page Sida	Fig	Part No. Artikel nr	P S	Description	Benämning	Notes Anmärkning	GRP	S R
	511		970798-5		Cable terminal	Ledningssko	1)	3713	1
	513	25	948673-9		Cable terminal	Ledningssko	1)	3713	2
	519		3523739-5		Relay central locking	Relä centrallås	1)	3645	2
	527	10	3544691-3		Brake light switch	Bromsljuskontakt		3845	1
	547		3547208-3		Combined tank unit complete	Tankarmatur komplett		3862	2
	547	3	976572-8		Hose clamp	Slangklämma	1)	1163	2
	549		3547211-7		Fuel gauge sensor complete	Bränslenivågivare komplett	DSL, 1988-	3862	2
	549	3	976572-8		Hose clamp	Slangklämma	1) DSL, 1988-	1163	2
	553		3547202-6		Combined tank unit complete	Tankarmatur komplett		3862	2
	557		3547202-6		Combined tank unit complete	Tankarmatur komplett	1) 3547202	3862	2
	575	4	3533347-5		Control unit	Styrenhet	1991-	3955	3
								40	
	583	19	3540030-8		Gasket	Packning	1) D24TIC	4139	2
	585	38	3530394-0		Seal	Tätning	1) D24TIC	4139	5
	587	3	6814584-6		Driven plate	Lamell	1) B200ET	4117	2
	587	23	3540030-8		Gasket	Packning	1) B200ET	4139	2
	587	40	3530394-0		Seal	Tätning	1) B200ET	4139	5
	589	23	3540030-8		Gasket	Packning	1) B204GT	4139	2
	589	38	3530394-0		Seal	Tätning	1) B204GT	4139	5
	599		1208734-2		Gearbox	Växellåda	1)	4311	5
	605		1377098-7		Ball bearing with washer	Kullager med skyddsbricka	1) 1208444	4313	3
	605	31	1220325-3		Locating key	Medbringare	1)	4316	2
	609	34	1220325-3		Locating key	Medbringare	1)	4316	2
	613		3549481-4		Gearbox housing	Växellådshus	1) 1208688, 1208704	4312	5
	613	34	1220325-3		Locating key	Medbringare	1) 1208688, 1208704	4316	2
	617		1208734-2		Gearbox	Växellåda	1)	4311	5
	617	1	3549481-4		Gearbox housing	Växellådshus	M46	4312	5
	617		1377098-7		Ball bearing with washer	Kullager med skyddsbricka	1) M46	4313	3
	617	33	1220325-3		Locating key	Medbringare	M46	4316	2
	621	14	6843078-4		Gear lever complete	Växelspak komplett	1) M46	4323	4
	621	31	3520416-3		Sleeve	Hylsa	1) M46	4329	4
★	625	21	271454-1		Repair kit	Reparationssats	1) 1208478	4332	3
★	625	26	271455-8		Repair kit	Reparationssats	1)	4332	3
★	625		271454-1		Repair kit	Reparationssats	1)	4332	3
	627	54	1232501-5		Housing, rear	Hus, bakre	1)	4332	4
★	629	18	271454-1		Repair kit	Reparationssats	1)	4332	3
★	629	23	271455-8		Repair kit	Reparationssats	1)	4332	3
★	629		271454-1		Repair kit	Reparationssats	1)	4332	3
★	633	18	271454-1		Repair kit	Reparationssats	1)	4332	3
★	633	23	271455-8		Repair kit	Reparationssats	1)	4332	3
★	633		271454-1		Repair kit	Reparationssats	1)	4332	3
★	641	18	271454-1		Repair kit	Reparationssats	1)	4332	3
★	641	23	271455-8		Repair kit	Reparationssats	1)	4332	3
★	641		271454-1		Repair kit	Reparationssats	1)	4332	3
	647	16a	3520329-8	IK	Gasket	Packning	1)	4378	2
	647	16b	3520329-8	IK	Gasket	Packning	1)	4378	2
	659		6814809-7	IK	Steel disc	Stållamell	1) AW71	4375	3
	659	94	3549644-7		Damping spring	Dämpfjäder	AW71	4379	3
	659		271292-5		Gasket kit	Packningsats	1) AW71	4379	3
★	677		3531570-4		Oil pipe	Oljerör	1) 6CYL. AW71	4912	3
	683	1	271293-3		Sealing kit	Tätningssats	1) AW71	4379	3
	683	3	271292-5		Gasket kit	Packningsats	1) AW71	4379	3
	697	2	6814452-6		Rear axle casing	Bakaxelkåpa	1) MARKED 1031	4611	5
	697	28	271335-2		Drive gear set	Drevsats	1) MARKED 1031	4657	3
	697		271254-5		Drive gear set	Drevsats	1) MARKED 1031	4657	3
	701	5	3520573-1		Bracket	Konsol	1)	4659	5
	701	7	3520574-9		Bracket	Konsol	1)	4659	5
	703	50	271335-2		Drive gear set	Drevsats	1) -1989	4657	3
	703		271335-2		Drive gear set	Drevsats	1)	4657	3
	707	5	3520573-1		Bracket	Konsol	1)	4659	5
	707	7	3520574-9		Bracket	Konsol	1)	4659	5
	709	59	271335-2		Drive gear set	Drevsats	1)	4657	3
	711		3520244-9		Final drive	Slutväxel	1) 1991- MARKED 1045C	4651	5

1) For further info, see catalogue. /För vidare informaiton, se katalog.

REGISTER, NEW PARTS — REGISTER, NYA ARTIKLAR

Group / Grupp 04

Page / Sida 79

NR	Page Sida	Fig	Part No. Artikel nr	P S	Description	Benämning	Notes Anmärkning	GRP	S R
	711	5	3520573-1		Bracket	Konsol	1)	4659	5
	711	7	3520574-9		Bracket	Konsol	1)	4659	5
	713	59	271335-2		Drive gear set	Drevsats	1)	4657	3
	715		271335-2		Drive gear set	Drevsats	1)	4657	3
	715		271335-2		Drive gear set	Drevsats	1) 1990	4657	3
								50	
	727	21	1387639-6		Spring tab inner	Fjäderbleck inre	1)	5119	2
	727	22	1387638-8		Spring tab outer	Fjäderbleck yttre	1)	5119	2
	727	26	3516128-0		Front wheel hub	Framhjulsnav	ABS, DBA	7731	3
	727	29	270982-2		Mounting kit	Monteringssats	ABS, DBA	7735	3
	727	32	1161241-3		Grease	Fett	ABS, DBA	1831	6
	727	34	1387690-9		Cone	Innerring	ABS, DBA	1315	2
	727	35	3516129-8		Sealing washer	Tätningsbricka	ABS, DBA	7735	2
	727	36	3516135-5		Sealing ring	Tätningsring	ABS, DBA	7735	2
	729		271571-2		Repair kit	Reparationssats	1) ABS, DBA	5118	1
	731	4	3530757-8		Brake caliper, l.h.	Bromsok, v	1) -1987	5127	3
	735	10	271571-2		Repair kit	Reparationssats	1)	5118	1
	747	17	974683-5		Plug	Plugg	1) B200ET. -1987	8995	3
	755	13	3544691-3		Brake light switch	Bromsljuskontakt		3845	1
	759	11	3530015-1		Brake pipe	Bromsrör	1) ABS. -1987	5221	2
	761	3	3530015-1		Brake pipe	Bromsrör	1) 4CYL, D24TIC. ABS 1988-	5221	2
	763	3	3530015-1		Brake pipe	Bromsrör	1) B280. ABS 1988-	5221	2
	765	32	3540101-7		Bracket	Konsol	1) 1988-	5935	4
	771	21	3530587-9		Bracket	Konsol	1) -1987	5519	4
	773	18	6819155-0		Rubber bellows	Gummibälg	1) 1988-	5519	3
	773		6819031-3		Handbrake cable, front	Handbromswire, främre	1) 1988-	5513	1
	773	24	1378247-9		End pipe	Slutrör	1) 1988-	2522	3
	773	28	6819032-1		Handbrake cable, l.h.	Handbromswire, v	1) 1988-	5513	1
	773	31	6819032-1		Handbrake cable, l.h.	Handbromswire, v	1) 1988-	5513	1
								60	
	781	17	3530789-1		Control arm stay	Länkarmstag	1)	6122	2
	781		3530789-1		Control arm stay	Länkarmstag	1)	6122	2
	781		3530790-9		Control arm stay	Länkarmstag	1)	6122	2
	781		3530791-7		Control arm stay	Länkarmstag	1)	6122	2
★	785		271392-3		Front wheel bearing kit	Framhjulslagersats	1)	7735	3
★	785		271645-4		Hub kit	Navsats	1)	7731	3
	785		271644-7		Hub kit	Navsats	1)	7731	3
★	787	2	271392-3		Front wheel bearing kit	Framhjulslagersats	1)	7735	3
★	787	3	271645-4		Hub kit	Navsats	1)	7731	3
	787		271644-7		Hub kit	Navsats	1)	7731	3
	791	17	3530677-8		Slip ring	Släpring	1)	6419	3
	803	33	1229448-4	IK	Clamp	Klamma	1) CAM	6439	2
	803		271469-9		Bellows kit	Bälgsats	1) CAM	6429	2
	817	4	6819053-7		Stud	Pinnskruv	-1987	6529	2
								70	
	833	1	3516572-9		Anti-roll bar	Krängningshämmare	1) -1987	7622	4
	833	9	974688-4		Plug	Plugg	-1987	8995	3
	835	5	3530737-0		Spring seat	Fjädersäte	1)	7243	3
	841	14	6817929-0		Spare wheel strap	Reservhjulsrem	1)	7131	4
								80	
	849	2	1380395-2		Floor panel, l.h.	Golvplåt, v	1)	8111	5
	851		3538210-0		Crossmember	Tvärbalk	1)	8117	5
★	851	22a	3510874-5		Bracket	Konsol		8179	5
	851	32	3528813-3		Number plate retainer	Nummerplåthållare	1)	8972	2
	855	4	3528728-3		Bracket, l.h.	Konsol, v	1) 1988-	8119	5
	855		3528729-1		Bracket, r.h.	Konsol, h	1) 1988-	8119	5
★	863	17	3407215-7		Repair kit	Reparationssats	1)	8339	4

1)For further info, see catalogue. /För vidare informaiton, se katalog.

Group / Grupp 04

Page / Sida 80

REGISTER, NEW PARTS — REGISTER, NYA ARTIKLAR

NR	Page Sida	Fig	Part No. Artikel nr	P S	Description	Benämning	Notes Anmärkning	GRP	S R
	869		3526721-0		Bonnet lock complete	Huvlås komplett	1)	8213	2
★	869		3538561-6		Cable	Wire	1)	8214	3
	869		1380926-4		Rubber bushing	Gummibussning	1)	8214	2
★	875		3510278-9		Door, r.h.	Dörr, h	1)	8311	2
	879	25	3528947-9		Clip, l.h.	Clips, v	1)	8349	3
	879		3528948-7		Clip, r.h.	Clips, h	1)	8349	3
	883	31	3528947-9		Clip, l.h.	Clips, v	1)	8349	3
	883		3528948-7		Clip, r.h.	Clips, h	1)	8349	3
	889	38	1315763-1		Motor	Motor	1)	8349	3
	891	17	1334559-0		Seal	Tätning	1)	8369	4
	891	22	3507006-9		Retainer rear	Hållare bakre	1)	4919	3
★	891	30	3510602-0		Arm, l.h.	Arm, v		8369	4
★	891		3510603-8		Arm, r.h.	Arm, h		8369	4
★	893	58	1396021-6		Ring	Ring		8617	4
★	893	59	3510875-2		Spring	Fjäder		8369	5
	911	5a	1312889-7		Rail	Skena		8439	2
★	917		3406885-8		Upholstery dark grey	Klädsel mörkgrå	1) 2970	8525	5
★	919	18	1376033-5		Sealing strip grey	Tätningslist grå		8511	5
★	919		1376034-3		Sealing strip blue	Tätningslist blå		8511	5
★	919		1376035-0		Sealing strip beige	Tätningslist beige		8511	5
★	923	35	3407222-3		Bracket, r.h.	Konsol, h	1)	8529	5
	925	7	6840182-7		Drive wire l.h.	Drivwire v		8526	3
	925		6840183-5		Drive wire r.h.	Drivwire h	1)	8526	3
	925	8	6840184-3		Drive wire l.h.	Drivwire v		8526	3
	925		6840185-0		Drive wire r.h.	Drivwire h		8526	3
★	925	9a	3406991-4		Rivet	Nit	1)	8520	5
★	925		3406991-4		Rivet	Nit	1)	8520	5
★	925		3406733-0		Button r.h.	Knapp h	1)	8522	5
★	925	34	3406324-8		Spacer l.h.	Distans v		8522	4
★	925		3406325-5		Spacer r.h.	Distans h		8522	4
	927	13	3541102-4		Bracket, l.h.	Konsol, v	1388200	8526	5
	927	15	3541103-2		Bracket, r.h.	Konsol, h	1388200	8526	5
★	927		3406596-1		Cover	Täckkåpa	1) 1388200	8529	5
	929	43	6812088-0		Seal	Tätning	1388200	8994	5
★	929	48	3406837-9		Cable harness	Ledningsmatta	1) 1388200	3711	5
★	929	51	3510670-7		Cover, r.h.	Kåpa, h	1388200	8529	4
★	929		3510671-5		Cover, l.h.	Kåpa, v	1388200	8529	4
★	939		3510583-2		Cover, r.h. grey	Kåpa, h, grå	1)	8552	5
★	945	22	3407211-6		Sealing moulding	Tätningslist	1)	8453	2
	953	1	3538690-3		Protecting plate	Skyddsplåt	1)	8633	4
	959	11	974688-4		Plug	Plugg	1)	8995	3
	963	15	3522390-8		Air duct	Luftkanal	1)	8721	5
	967	8	3537744-9		Gasket	Packning	1)	8739	4
	967		3537378-6		Fan housing	Fläkthus	1) 1988-	8731	5
	969	42	3537621-9		Link arm	Länkarm	1) 1988-	8739	4
	969	44	3522298-3		Control unit	Styrenhet	1) 1988-	8739	5
	969	49	1307200-4		Clip	Clips	1) 1988-	8739	4
	969	49a	1307199-8		Clip	Clips	1) 1988-	8739	4
	969	50	1307296-2		Lever	Hävarm	1) 1988-	8739	4
	975	20	3522398-1		Valve	Ventil	1) 4CYL	8743	5
	977	37d	3537481-8		Pressostat	Pressostat	1) 4CYL	8749	5
	979	25	3522398-1		Valve	Ventil	1) 6CYL	8743	5
	983	23	3522398-1		Valve	Ventil	1)	8743	5
★	1003		3406375-0		Panel kit	Panelsats	1)	8819	5
★	1007		3406799-1		Cover, beige	Lock, beige	1)	8559	6
	1013	29	6840207-2		Clamp	Klamma	1)	8829	3
	1017	12	3527605-4		Courtesy handle, black	Instegshandtag, svart	1)	8821	4
★	1023		3406310-7		Seat belt, l.h.	Bilbälte, v	1)	8841	3
★	1023		3406311-5		Seat belt, r.h.	Bilbälte, h	1)	8841	3
★	1023		3406409-7		Bracket	Konsol	1)	8849	4
★	1023		3525266-7		Belt catch	Bältlås	1)	8843	2
★	1023		3406307-3		Cover	Kåpa	1)	8849	3
	1025	17	3541114-9		Belt catch	Bältlås	1)	8843	3
	1027	14	9130001-2		Ignition cable	Tändledning		3711	5
★	1033	4	271348-5		Decal set fuses	Dekalsats säkringar	1)	8824	3

1) For further info, see catalogue. /För vidare informaiton, se katalog.

REGISTER, NEW PARTS — REGISTER, NYA ARTIKLAR

Group / Grupp 04

Page / Sida 81

NR	Page / Sida	Fig	Part No. / Artikel nr	P S	Description	Benämning	Notes / Anmärkning	GRP	S R
	1033	7	3501890-2		Decal	Dekal		8970	4
★	1035	24	3542058-7		Spacer	Mellanlägg	1)	8999	2
	1037	10	974688-4		Plug	Plugg		8995	3
	1037		974683-5		Plug	Plugg	1)	8995	3
	1037	26	975827-7		Plug	Plugg		8995	3
	1037	29	974683-5		Plug	Plugg	1)	8995	3
	1037	31	974688-4		Plug	Plugg		8995	3
	1041		974688-4		Plug	Plugg	1)	8995	3
	1041		975827-7		Plug	Plugg	1)	8995	3
	1041	10	974683-5		Plug	Plugg	1)	8995	3

1)For further info, see catalogue. /För vidare informaiton, se katalog.

CATALOGUE INSTRUCTIONS / KATALOGINSTRUKTION

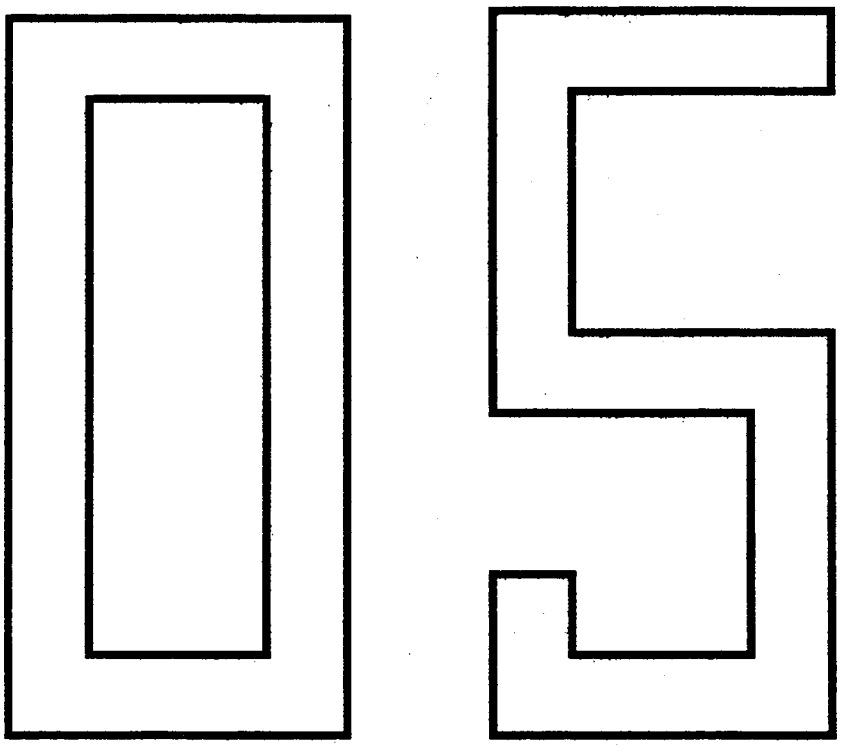

CATALOGUE INSTRUCTIONS

KATALOGINSTRUKTION

Foreword (GB)

This is a condensed catalogue instruction and deals with the more elementary questions that can arise when reading a parts catalogue, and is relevant to both microfiche and paper catalogues.

If you require more detailed information, you can obtain it from our Publication Stores under the following publication numbers:

Catalogue manual	(S)	Pub.No.	212534
"	(GB)	"	212535
"	(F)	"	212536
"	(D)	"	212537
"	(E)	"	212538
"	(I)	"	212539
"	(P)	"	212542

Förord (S)

Kataloginstruktionen är förkortad och behandlar de mest elementära frågor som kan uppstå i samband med kataloglåsning. Instruktionen är gemensam för microfiche- och papperskataloger.

De som önskar en mer detaljerad beskrivning, kan beställa denna på följande artikelnummer:

Kataloghandbok	(S)	Artikelnr	212534
"	(GB)	"	212535
"	(F)	"	212536
"	(D)	"	212537
"	(E)	"	212538
"	(I)	"	212539
"	(P)	"	212542

CATALOGUE INSTRUCTIONS

KATALOGINSTRUKTION

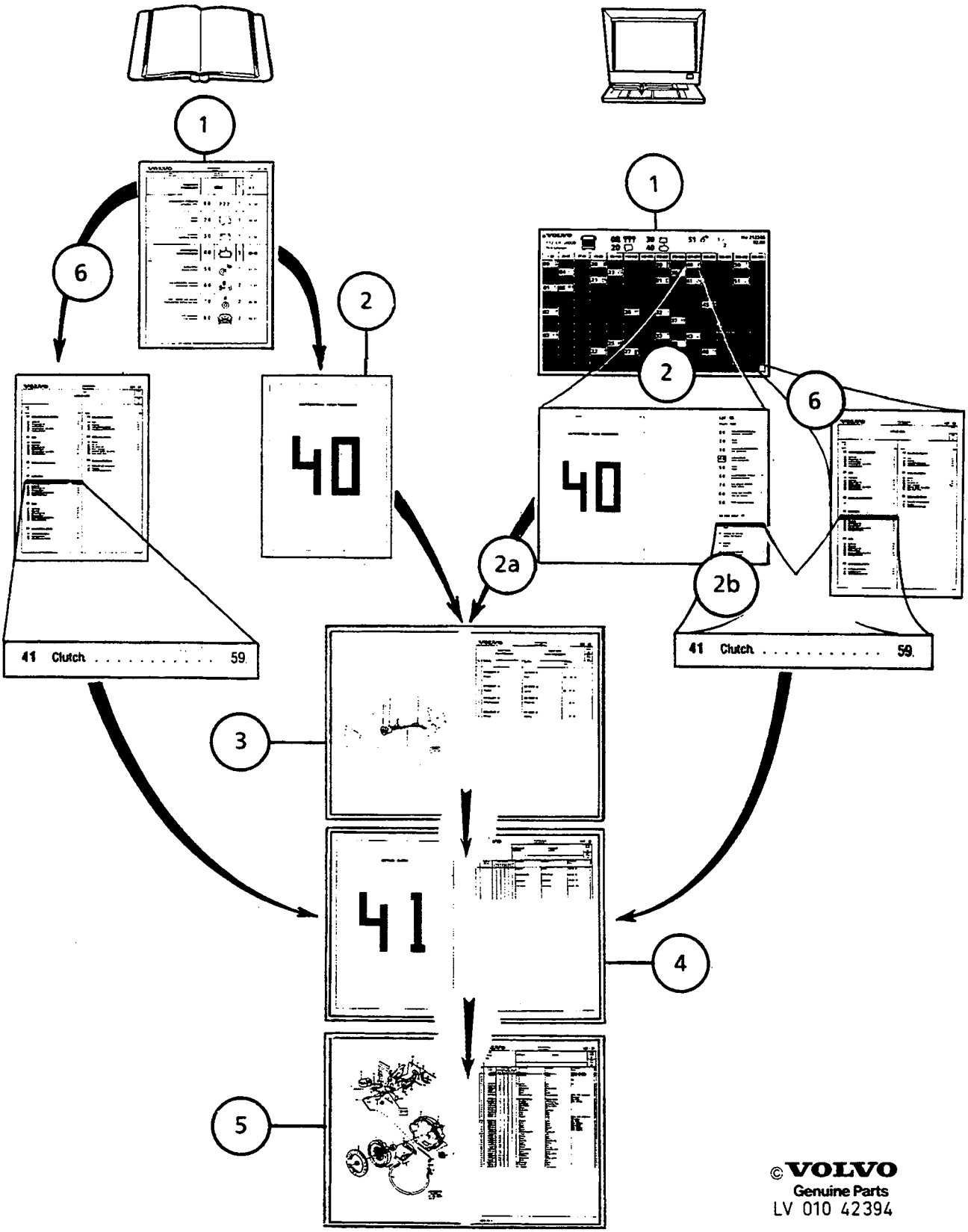

©VOLVO
Genuine Parts
LV 010 42394

CATALOGUE INSTRUCTIONS

KATALOGINSTRUKTION

The composition and use of a parts catalogue.

Paper catalogue

1. Main register. Identify relevant catalogue group-page number.
2. Title page for catalogue group-turn page.
3. Catalogue group index (illustrated). Identify subgroup-page number.
4. Subgroup index. Identify section-page number for part concerned.
5. Catalogue section. Trace part number via illustration.

Alternative method

6. Catalogue index. Identify catalogue group-subgroup and page number. Go on to point 4.

Fiche catalogue

1. Identify relevant catalogue group via microfiche title strip.
2. Put microfiche reader. Identify relevant catalogue group-2nd image row.

2a. Move to following image (vertical direction) catalogue catalogue group index. Go on to point 3.

2b. *Or...*identify subgroup via fiche index-page number. (Page number sequence in columns, see top row of images.) Go on to point 4.

3. Catalogue group index (illustrated). Identify subgroup-page number. (Page number sequence in columns, see top row of images.)
4. Subgroup index. Identify catalogue section-page number.
5. Catalogue section. Identify part number via illustration.

Alternative method

6. Catalogue index. Location (all fiche): last image in right-hand column. Identify catalogue group and subgroup. Go on to point4.

Reservdelskatalogens struktur och sökvägar

Papperskatalog

1. Registerblad. Sök berörd kataloggrupp - sidnummer.
2. Försättsblad för kataloggrupp - vänd sida.
3. Kataloggruppindex (illustrerat). Sök undergrupp - sidnummer.
4. Index undergrupp. Sök katalogavsnitt - sidnummer för berörd artikel.
5. Katalogavsnitt. Via illustration sök artikelnummer.

Alternativ sökväg

6. Katalogindex. Sök artikelns kataloggrupp - undergrupp och sid nr. Forts. 4.

Fichekatalog

1. Via microficherubrikerna - sök artikelns kataloggrupp
2. Sätt fichen i läsaren. Sök berörd kataloggrupp, 2:a ficheraden.

2a. Gå till efterföljande ficheruta - kataloggruppindex (lodrät sökriktning). Forts. 3.

2b. *Alt.*Via ficheindex sök undergrupp - sidnummer. (Sidnumrering är kolumnvis, se övre ficheraden.)

3. Kataloggruppindex (illustrerat). Sök undergrupp - sidnummer. (Sidnummrering ör kolumnvis, se övre ficeraden.)
4. Index undergrupp. Sök katalogavsnitt - sidnummer.
5. Katalogavsnitt. Via illustration sök artikelnummer.

Alternativ sökväg

6. Katalogindex. Placering (alla fiche), höger kolumn sista rutan. Sök katalog- och undergrupp. Forts. 4.

CATALOGUE INSTRUCTIONS

KATALOGINSTRUKTION

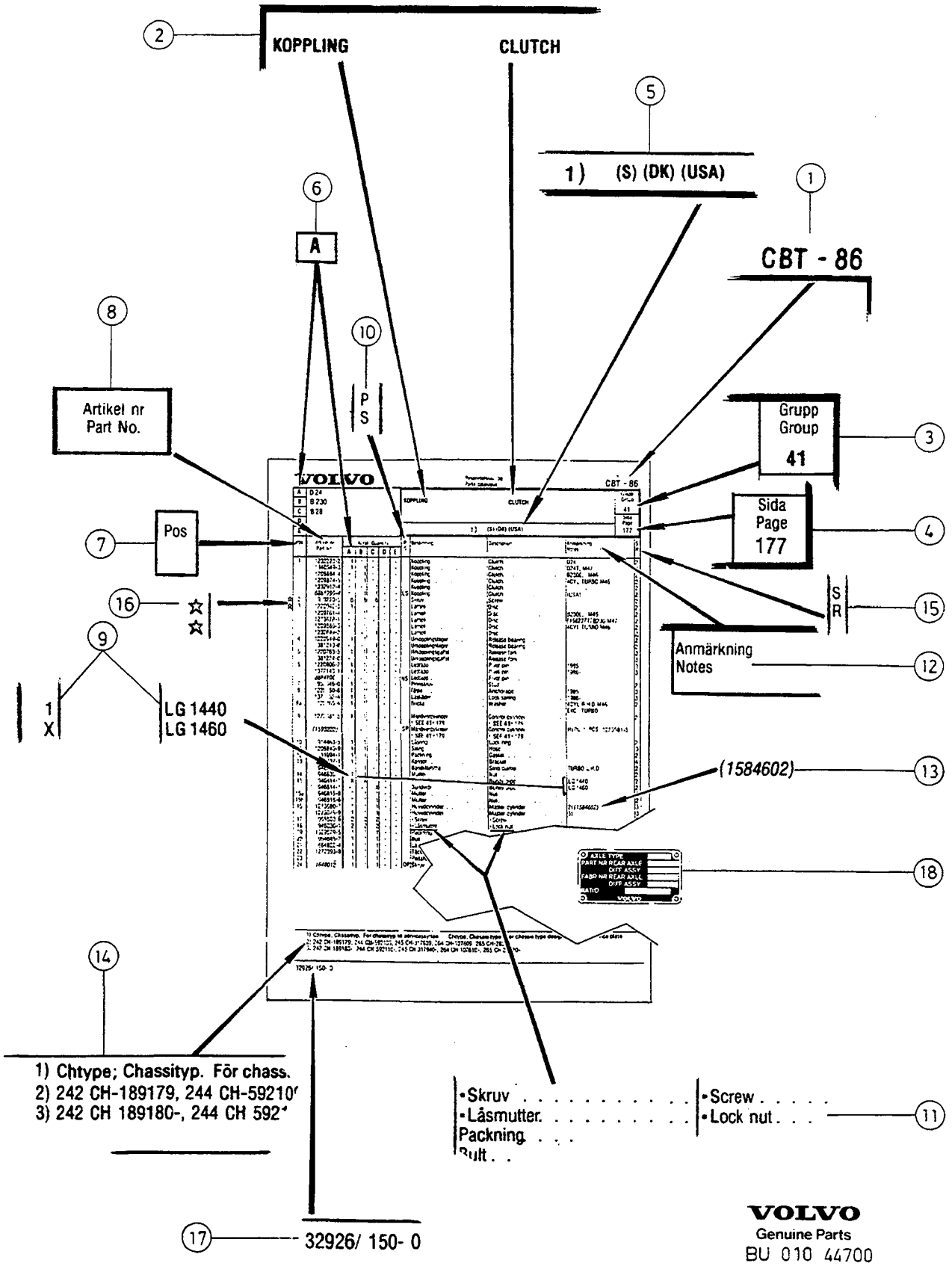

VOLVO
Genuine Parts
BU 010 44700

CATALOGUE INSTRUCTIONS

KATALOGINSTRUKTION

Catalogue page with clarifications

(When it regards items such as the Numerical Register, Group 03 and the Numerical Register for New Parts, group 04 see the Foreword for the relevant group.)

Page heading

1. Catalogue designation.
2. Catalogue section designation.
3. Catalogue group. First digit catalogue group, second digit subgroup.
4. Page No. In sequence throughout the whole of the catalogue.
5. Subheading. Abbreviations (see group 02) and and footnote numbers can appear.
6. Quantity column identification letters. A corresponds with quantity column A, B with column B, etc.

The columns

7. Pos No. Referece number between the illustration and the parts list.
8. Part No. Can appear in *italics*, see Group 03.
9. Qty columns A-E. X = state requisite length/qty. Dimentions and lengths in Notes column.
10. PS (Parts Status) column. Codes, see group 02.
11. Description column. Parts preceded by a point or points is included in the major component.
12. Notes column. Complementary information.
13. Superseded part number.
14. Footnote, at bottom of page.
15. SR (Stock Recommendation) column. Movement rate in scale of 1-6. 1 representing very fast moving.
16. Star. New part, listed in Group 04.
17. Administrative code. NoteThe final digit is the issue number 0 = new catalogue.
18. Designation plates. See Group 01.

Katalogsida med förklaringar

(Övriga textsidor som nummerregister grupp 03 och nummerregister nya artiklar grupp 04, se respektive grupps förord).

Rubrikinformation

1. Katalogens beteckning.
2. Katalogavsnittets benämning.
3. Kataloggrupp. Första siffran kataloggrupp, andra undergrupp.
4. Sidnummer. Löpande genom hel katalogen.
5. Underrubrik. Förkortningar (se grupp 02) och fotnotsiffra kan förekomma.
6. Rubrik antalskolumn A-E. A korresponderar med antalskolumn A, B med B, osv.

Kolumninformation

7. Pos nr. Referensnummer mellan illustration och text.
8. Artikel nr. Kan förekomma i *kursiv*text, se grupp 03.
9. Antalskolumn, A-E. Antal per enhet. X = erfoderlig längd/antal. Mått och volymer i anmärkningskolumn.
10. Ps-kolumn (PS = Parts Status). Koder, se grupp 02.
11. Benämningskolumn. Benämning som föregås av punkt ingår i överordnad artikel.
12. Anmärkningskolumn. Kompletterande uppgifter.
13. Ersatt artikelnummer.
14. Fotnot, nederst på textsidan.
15. SR-kolumn (SR = Stock Recommendation). Lagerförslagssiffror i skala 1-6. 1 = mest fekvent artikel osv.
16. Stjärnmarkering. Artikeln är ny, förekommer i grupp 04.
17. Administrativt nr. OBS Sista siffran är katalogens löpande ändringsnummer, 0 = ny katalog.
18. Olika skyltar för modell- och chassinr m m. Se grupp 01.

ENGINE / MOTOR

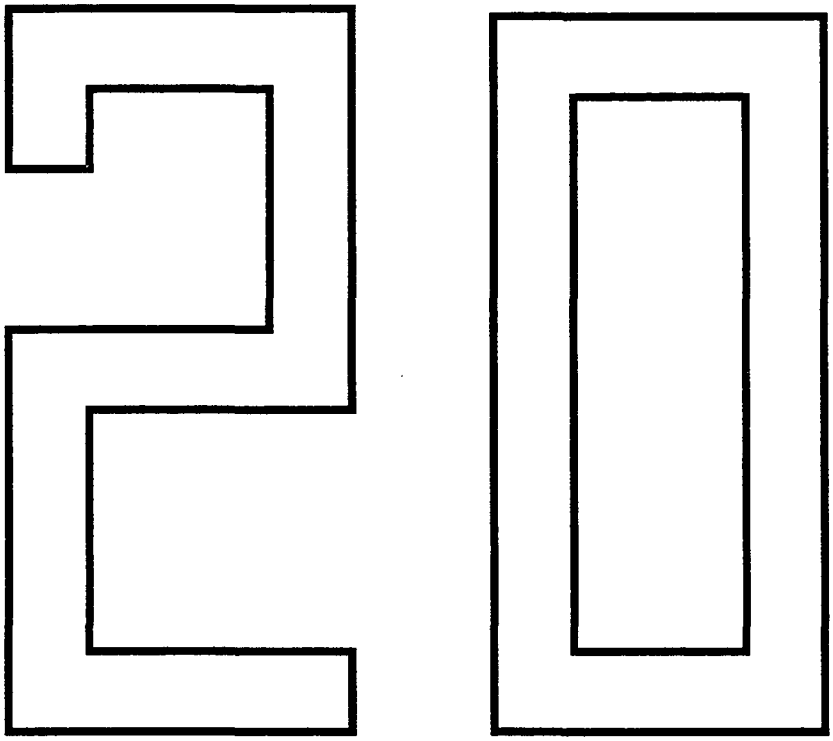

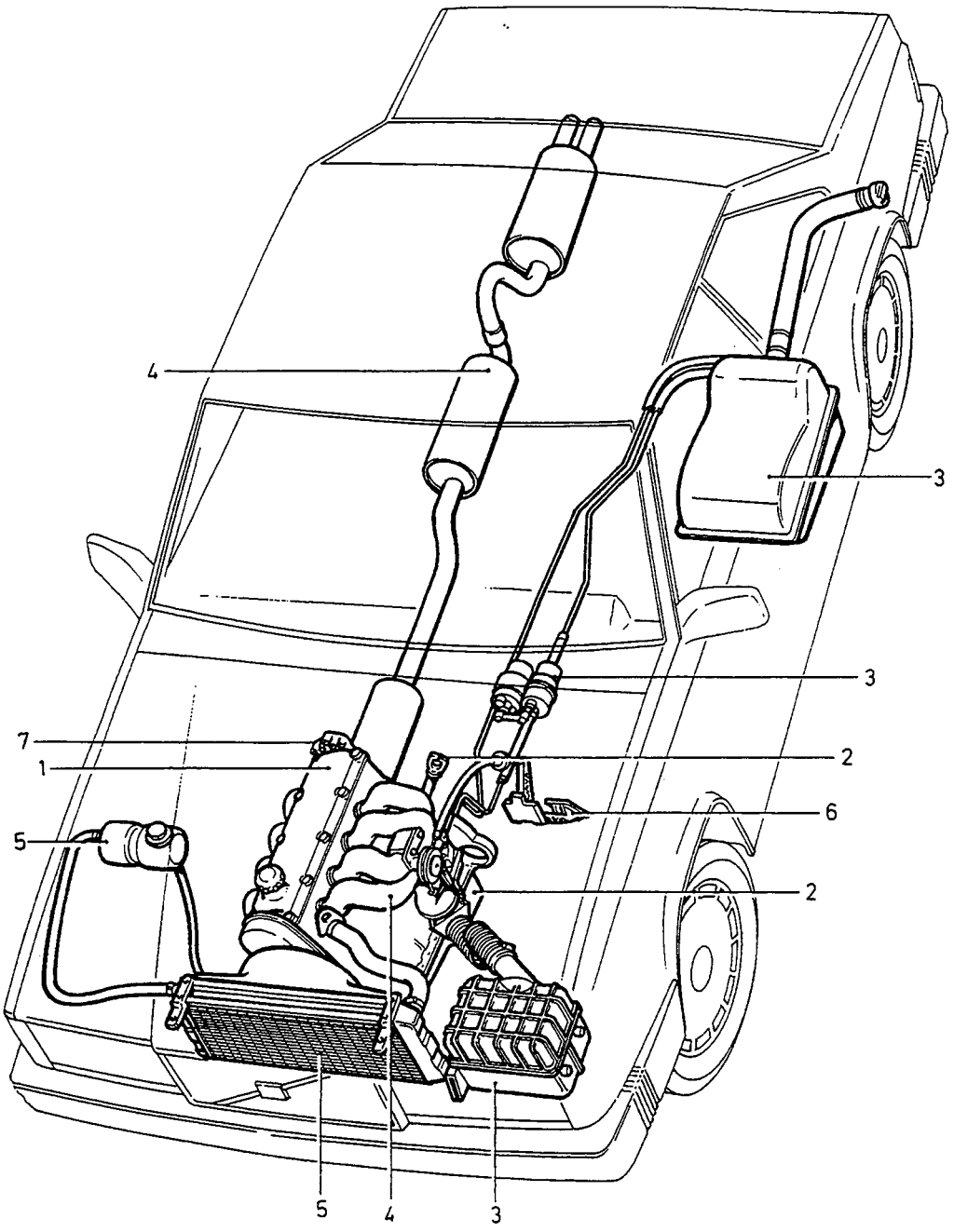

VOLVO
Genuine Parts
PV 200 52779

GROUP INDEX
ENGINE

GRUPP INDEX
MOTOR

Group
Grupp
20

Page
Sida
91

Fig	Description	Benämning	Notes Anmärkning
	SUB GROUP 21	**UNDERGRUPP 21**	
1	Engine	Motor	SEE 21 • 93
	SUB GROUP 22	**UNDERGRUPP 22**	
2	Lubricating system	Smörjsystem	SEE 22 • 167
	SUB GROUP 23	**UNDERGRUPP 23**	
3	Fuel system	Bränslesystem	SEE 23 • 183
	SUB GROUP 25	**UNDERGRUPP 25**	
4	Inlet system Exhaust system	Inloppssystem Avgassystem	SEE 25 • 223
	SUB GROUP 26	**UNDERGRUPP 26**	
5	Cooling system	Kylsystem	SEE 26 • 287
	SUB GROUP 27	**UNDERGRUPP 27**	
6	Engine controls	Motorreglage	SEE 27 • 309
	SUB GROUP 28	**UNDERGRUPP 28**	
7	Ignition and control systems	Tänd- och reglersystem	SEE 28 • 335

ENGINE / MOTOR

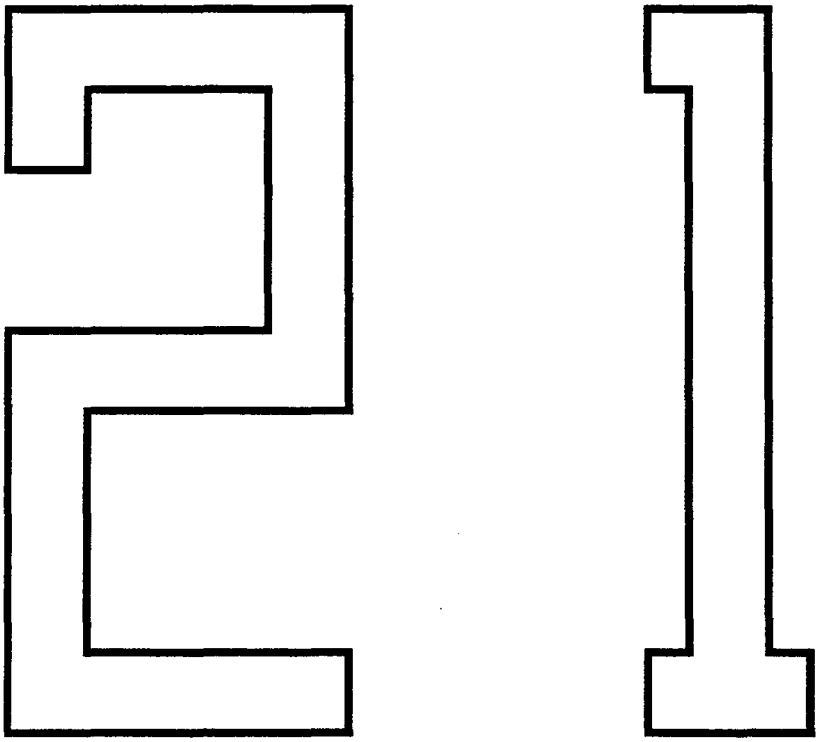

A	B200ET
B	B204GT
C	B280E, F
D	D24TIC
E	

SUB GROUP
ENGINE

UNDERGRUPP
MOTOR

Group / Grupp: 21

Page / Sida: 93

Fig	Part No. / Artikel nr	Quantity / Antal A	B	C	D	E	PS	Description	Benämning	Notes / Anmärkning	SR
		1	1	1	-	-		Engines replacement engines .	Motorer och reservdelsmotorer	SEE 21•95	
		1	-	-	-	-		Engine with fittings	Motor med monteringsdetaljer	SEE 21•99	
		1	-	-	-	-		•Cylinder head	•Cylinderhuvud	SEE 21•101	
		1	-	-	-	-		•Engine block	•Cylinderblock	SEE 21•105	
		1	-	-	-	-		•Crank mechanism	•Vevmekanism	SEE 21•107	
		1	-	-	-	-		•Belt transmission	•Remtransmission	SEE 21•111	
		1	-	-	-	-		•Gasket kits	•Packningssats	SEE 21•113	
		1	-	-	-	-		•Service kits adjuster washer kit	•Servicesatser justerbrickssats	SEE 21•115	
		-	1	-	-	-		Engine with fittings	Motor med monteringsdetaljer	SEE 21•117	
		-	1	-	-	-		•Cylinder head	•Cylinderhuvud	SEE 21•121	
		-	1	-	-	-		•Engine block	•Cylinderblock	SEE 21•123	
		-	1	-	-	-		•Crank mechanism	•Vevmekanism	SEE 21•125	
		-	1	-	-	-		•Belt transmission	•Remtransmission	SEE 21•127	
		-	1	-	-	-		•Balance shaft	•Balansaxel	SEE 21•127	
		-	-	1	-	-		Engine with fittings	Motor med monteringsdetaljer	SEE 21•131	
		-	-	1	-	-		•Cylinder head	•Cylinderhuvud	SEE 21•133	
		-	-	1	-	-		•Engine block	•Cylinderblock	SEE 21•137	
		-	-	1	-	-		•Crank mechanism	•Vevmekanism	SEE 21•139	
		-	-	1	-	-		•Chain transmission	•Kedjetransmission	SEE 21•141	
		-	-	1	-	-		•Gasket kits service kits	•Packningssats servicesatser ..	SEE 21•143	
		-	-	-	1	-		Engine with fittings	Motor med monteringsdetaljer	SEE 21•145	
		-	-	-	1	-		•Cylinder head	•Cylinderhuvud	SEE 21•149	
		-	-	-	1	-		•Engine block	•Cylinderblock	SEE 21•153	
		-	-	-	1	-		•Crank mechanism	•Vevmekanism	SEE 21•155	
		-	-	-	1	-		•Belt transmission	•Remtransmission	SEE 21•159	
		-	-	-	1	-		•Gasket kits adjuster washer kit	•Packningssats justerbrickssats	SEE 21•161	
		-	-	-	1	-		•Gasket kits	•Packningssats	SEE 21•163	
		-	-	-	1	-		•Service kits	•Servicesatser	SEE 21•165	

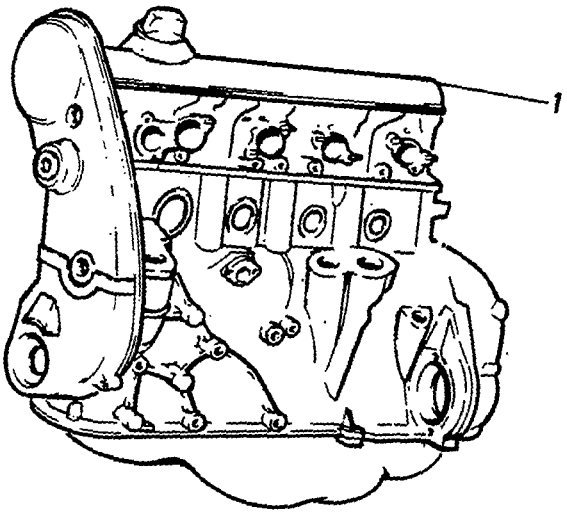
1

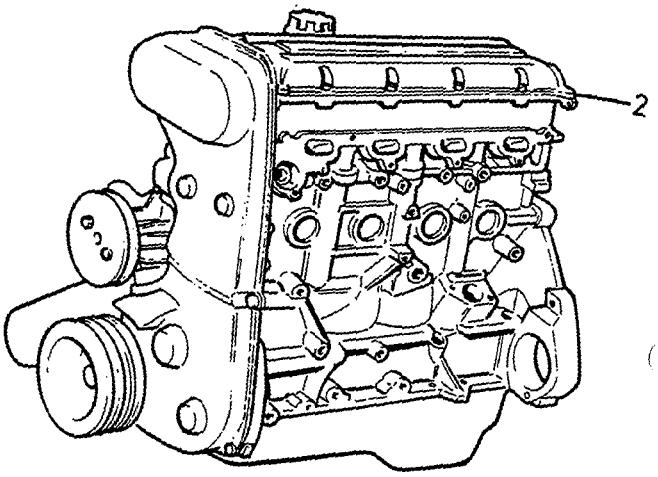
2

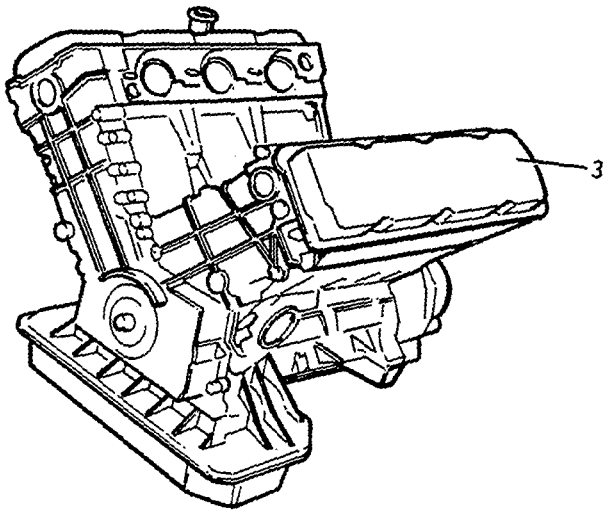
3

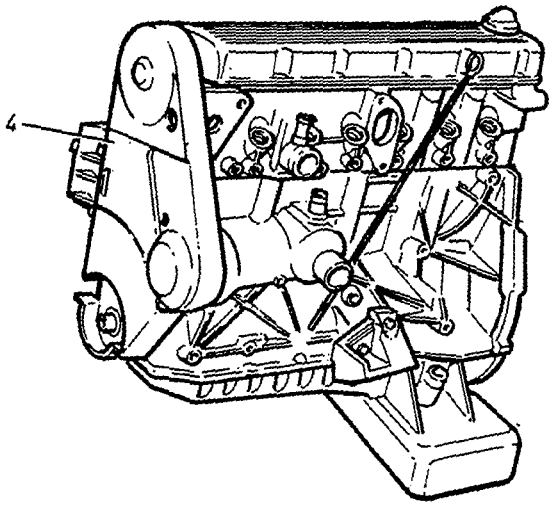
4

A	B200ET
B	B204GT
C	B280E, F
D	D24TIC
E	

ENGINES REPLACEMENT ENGINES MOTORER OCH RESERVDELSMOTORER

Group / Grupp 21

Page / Sida 95

Fig	Part No. / Artikel nr	Quantity / Antal A	B	C	D	E	PS	Description	Benämning	Notes / Anmärkning	SR
1		1	-	-	-	-		Engine with fittings	Motor med monteringsdetaljer	SEE 21•99	
	9122034-3	1	-	-	-	-		•Engine	•Motor	1) B200ET	5
	5003651-6	1	-	-	-	-	EU	•Engine, exch	•Motor, bytes		5
		1	-	-	-	-		••Cylinder head complete	••Cylinderhuvud komplett	SEE 21•101	
		1	-	-	-	-		••Cylinder block complete	••Cylinderblock komplett	SEE 21•105	
2		-	1	-	-	-		Engine with fittings	Motor med monteringsdetaljer	SEE 21•117	
	9122129-1	-	1	-	-	-		•Engine	•Motor	1) B204GT	5
	5003726-6	-	1	-	-	-	EU	•Engine, exch	•Motor, bytes		5
3		-	-	1	-	-		Engine with fittings	Motor med monteringsdetaljer	SEE 21•131	
	1277981-5	-	-	1	-	-		•Engine	•Motor	1) B280E 1289518, 1289519, 1289531	5
	5003621-9	-	-	1	-	-	EU	•Engine, exch	•Motor, bytes		5
	1277896	-	-	1	-	-	OP	•Engine	•Motor	1) B280E 1289517, 1289529	5
	5003620-1	-	-	1	-	-	EU	•Engine, exch	•Motor, bytes		5
	1277897-3	-	-	1	-	-		•Engine	•Motor	1) B280F 1289527	5
	5003622-7	-	-	1	-	-	EU	•Engine, exch	•Motor, bytes		5
	9122197-8	-	-	1	-	-		•Engine	•Motor	1) B280F 1289547	5
	5003729-0	-	-	1	-	-	EU	•Engine, exch	•Motor, bytes		8
4		-	-	-	1	-		Engine with fittings	Motor med monteringsdetaljer	SEE 21•145	
	1289604	-	-	-	1	-	OP	•Engine complete	•Motor komplett	-1986	5
	1289615-5	-	-	-	1	-		•Engine	•Motor	2) 1987	5
		-	-	-	-	-		Production engines	Produktionsmotorer	1986 CH -1199	
		-	-	-	-	-		•B200ET	•B200ET	B200ET 499782	
		-	-	-	-	-		•D24TIC	•D24TIC	D24TIC 1289604	
		-	-	-	-	-		Production engines	Produktionsmotorer	1987 CH 1200-3299	
		-	-	-	-	-		•B200ET	•B200ET	B200ET 1289066	
		-	-	-	-	-		•B280E	•B280E	B280E 1289517,1287518, 1289519.	
		-	-	-	-	-		•B280F	•B280F	B280F 1289521	
		-	-	-	-	-		•D24TIC	•D24TIC	D24TIC 1289614	
		-	-	-	-	-		Production engines	Produktionsmotorer	CH 3300-6499	
		-	-	-	-	-		•B200ET	•B200ET	B200ET 1289134	
		-	-	-	-	-		•B280E	•B280E	B280E 1289529,1289531	
		-	-	-	-	-		•B280F	•B280F	B280F 1289527	

1) Flywheel casing, flywheel, thermostat, water pipes, manifolds, fuel pump, starter motor, distributor, alternator, crankcase ventilation not included. / Reservdelsmotorerna levereras utan svänghjulskåpa, svänghjul, termostat, vattenrör, grenrör, bränslepump, startmotor, fördelare, generator och vevhusventilation.

2) Supplied as for automatic transmission. For vehicles witha manual gearbox, the carrier plate is replaced by the flywheel. / Leverans i utförande för automatväxellåda. För vagnar med manuell växellåda ersätts medbringarplåten med svänghjul.

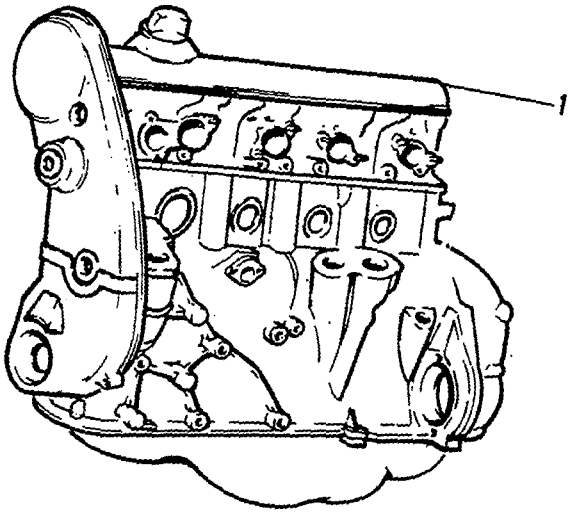
1

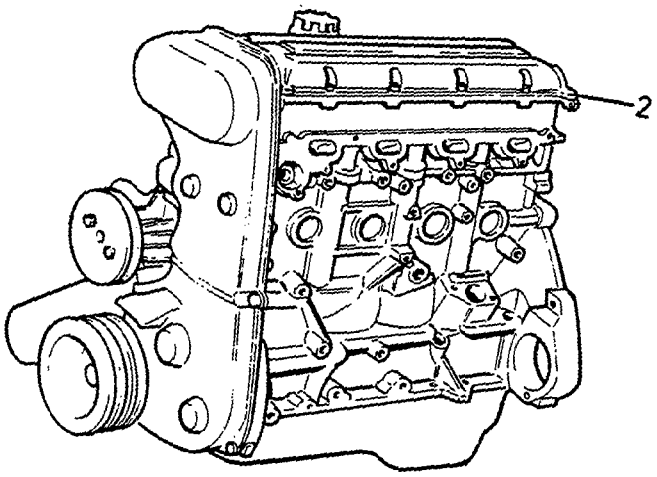
2

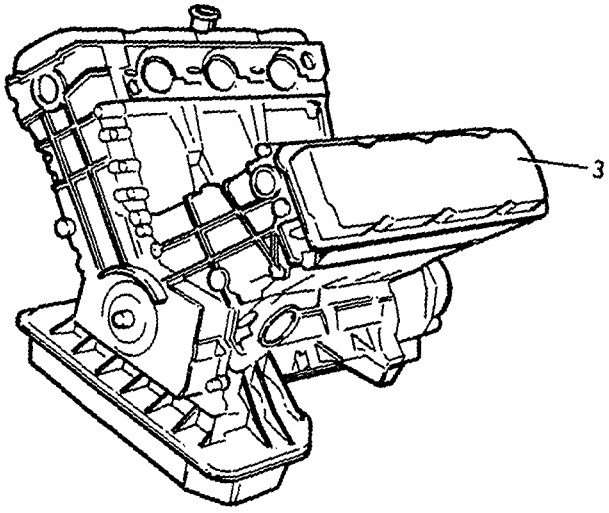
3

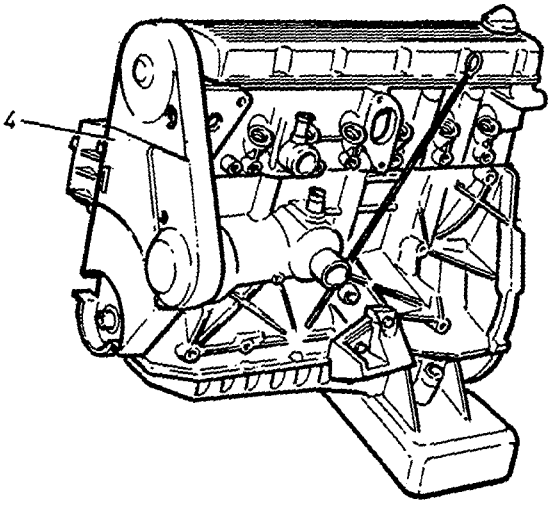
4

A	B200ET
B	B204GT
C	B280E, F
D	D24TIC
E	

ENGINES REPLACEMENT ENGINES MOTORER OCH RESERVDELSMOTORER

Group / Grupp 21

Page / Sida 97

Fig	Part No. / Artikel nr	Quantity / Antal A	B	C	D	E	PS	Description	Benämning	Notes / Anmärkning	SR
		-	-	-	-	-		•D24TIC	•D24TIC	D24TIC 1289614	
		-	-	-	-	-		Production engines	Produktionsmotorer	CH 6500-8999	
		-	-	-	-	-		•B280F	•B280F	B280F 1289527	
		-	-	-	-	-		•D24TIC	•D24TIC	D24TIC 1289624	
		-	-	-	-	-		Production engines	Produktionsmotorer	1990 CH 9000-11299	
		-	-	-	-	-		•B204GT	•B204GT	B204GT 1289318	
		-	-	-	-	-		•B280F	•B280F	B280F 1289547	
		-	-	-	-	-		•D24TIC	•D24TIC	D24TIC 1289624	
		-	-	-	-	-		Production engines	Produktionsmotorer	1991 CH 11300-	
		-	-	-	-	-		•B280F	•B280F	B280F 1289547	

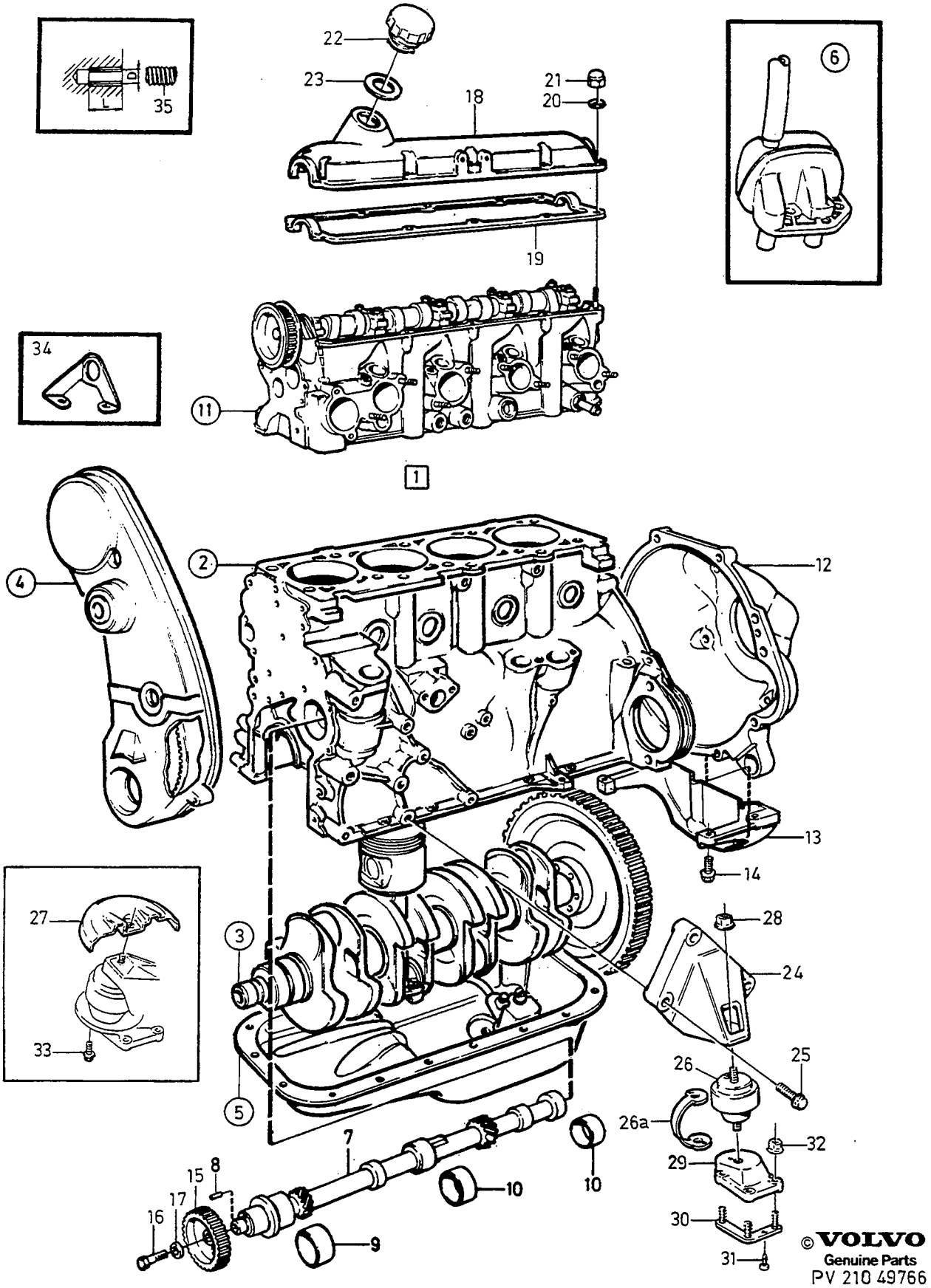

© VOLVO
Genuine Parts
PV 210 49766

A
B
C
D
E

ENGINE WITH FITTINGS — MOTOR MED MONTERINGSDETALJER

Group / Grupp: 21

Page / Sida: 99

B200ET

Fig	Part No. / Artikel nr	Quantity / Antal A	B	C	D	E	PS	Description	Benämning	Notes / Anmärkning	SR
1	1277671-2	1	-	-	-	-		Cylinder block complete	Cylinderblock komplett		5
2		1	-	-	-	-		•Engine block	•Cylinderblock	SEE 21•105	
3		1	-	-	-	-		•Crank mechanism	•Vevmekanism	SEE 21•107	
4		1	-	-	-	-		•Belt transmission	•Remtransmission	SEE 21•111	
5		1	-	-	-	-		•Lubricating system	•Smörjsystem	SEE 22•169	
6		1	-	-	-	-		•Crankcase ventilation	•Vevhusventilation	SEE 25•223	
7	463581-9	1	-	-	-	-		•Countershaft	•Mellanaxel		3
8	949433-7	1	-	-	-	-		••Spring pin	••Rörpinne		2
9		1	-	-	-	-		•Bearing bushing	•Lagerbussning	SEE 21•105	
10		2	-	-	-	-		•Bearing bushing	•Lagerbussning	SEE 21•105	
11		1	-	-	-	-		Cylinder head	Cylinderhuvud	SEE 21•101	
12		1	-	-	-	-		Bell housing	Kopplingskåpa	SEE GROUP 4	
13	463830-0	1	-	-	-	-		Bracket	Konsol		3
14	946472-8	4	-	-	-	-		Flange screw	Flänsskruv		2
15	1219322-3	1	-	-	-	-		Pulley	Kuggremhjul	1)	3
	3514089-6	1	-	-	-	-		Pulley	Kuggremhjul	2)	3
16	970952-8	1	-	-	-	-		Screw	Skruv	(955322)	2
17	463580-1	1	-	-	-	-		Washer	Bricka		2
18	3514361-9	1	-	-	-	-		Valve cover	Ventilkåpa	(1336754)	4
19	1378870-8	1	-	-	-	-		Gasket	Packning	(1336753)	1
20	941906-0	8	-	-	-	-		Spring washer	Fjäderbricka		2
21	948685-3	10	-	-	-	-		Nut	Mutter		2
☆ 22	3547599-5	1	-	-	-	-		Filler cap	Påfyllningslock	(1378985)	2
23	940096-1	1	-	-	-	-		Gasket	Packning		2
24	1329426-9	1	-	-	-	-		Engine anchorage, l.h.	Motorfäste, v		3
	1329427-7	1	-	-	-	-		Engine anchorage, r.h.	Motorfäste, h		3
25	947760-5	3	-	-	-	-		Flange screw	Flänsskruv	L.H.	2
	946470-2	4	-	-	-	-		Flange screw	Flänsskruv	R.H.	2
26	1378657-9	2	-	-	-	-		Engine pad complete	Motorkudde komplett		3
26a	3514389-0	2	-	-	-	-		Limiter	Utslagsbegränsare		3
27	3531370-9	1	-	-	-	-		Shield	Skärmplåt		3
28	971098-9	4	-	-	-	-		Flange lock nut	Flänslåsmutter	(949279)	2
29	1329424-4	1	-	-	-	-		Engine bracket, l.h.	Motorkonsol, v		3
	1329425-1	1	-	-	-	-		Engine bracket, r.h.	Motorkonsol, h		3
30	1273984-3	1	-	-	-	-		Screw plate	Skruvplatta	L.H.	3
	1357821-6	1	-	-	-	-		Screw plate	Skruvplatta	R.H.	3
31	969473-8	2	-	-	-	-		Screw	Skruv	(955137) 'TORX'	2
32	948645-7	5	-	-	-	-		Flange lock nut	Flänslåsmutter		2
33	946173-2	1	-	-	-	-		Flange screw	Flänsskruv	R.H.	2
34	1317593-0	1	-	-	-	-		Lifting eye, l.h. rear	Lyftögla, v bakre		5
	463849-0	1	-	-	-	-		Lifting eye, l.h. front	Lyftögla, v främre		5
		1	-	-	-	-	NS	Lifting eye, r.h.	Lyftögla, h		
35	956014-5	X	-	-	-	-		Thread insert	Gänginsats	0.DIA M6 X 1,0. LG 9	2
	956018-6	X	-	-	-	-		Thread insert	Gänginsats	0.DIA M8 X 1,25. LG 12	2
	956022-8	X	-	-	-	-		Thread insert	Gänginsats	0.DIA M10 X 1,5. LG 15	2
	948095-5	X	-	-	-	-		Thread insert	Gänginsats	0.DIA M12 X 1,5. LG 24	2
	948756-2	X	-	-	-	-		Thread insert	Gänginsats	0.DIA M14 X 1,25. LG 14	2
	948758-8	X	-	-	-	-		Thread insert	Gänginsats	0.DIA M14 X 1,5. LG 12	2
		1	-	-	-	-		Gasket kits	Packningssats	SEE 21•113	

1) B200ET 499782, 1289066. B200ET 1289134 ENG -1797.
2) B200ET 1289134 ENG 1798-.

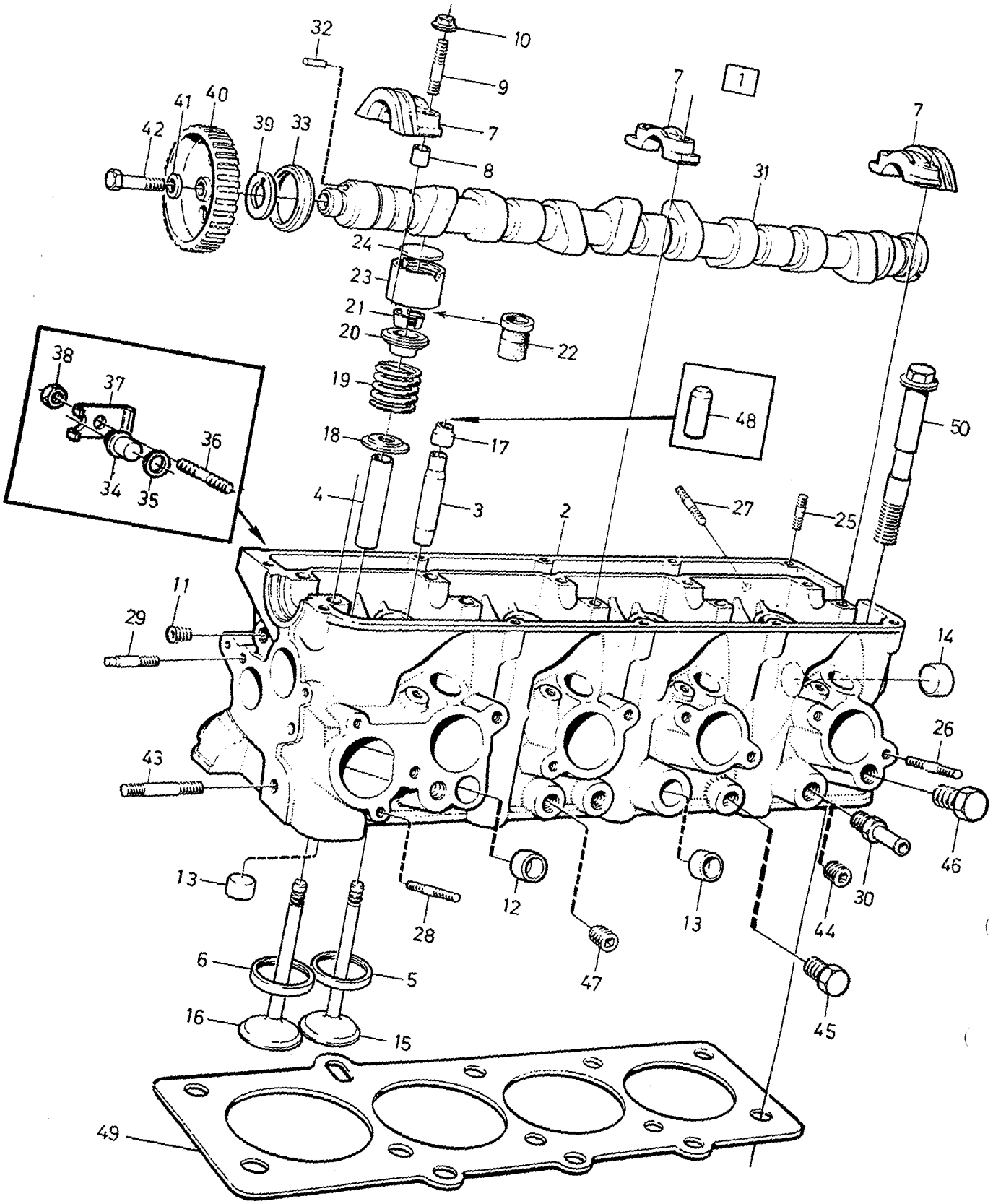

© VOLVO
Genuine Parts
PV 211 462 50

A
B
C
D
E

CYLINDER HEAD — CYLINDERHUVUD

Group / Grupp 21

Page / Sida 101

B200ET

Fig	Part No. Artikel nr	Quantity / Antal A	B	C	D	E	P S	Description	Benämning	Notes Anmärkning	S R
1	1277685-2	1	-	-	-	-		Cylinder head complete	Cylinderhuvud komplett	B200ET	3
	5003548-4	1	-	-	-	-	EU	Cylinder head, exch	Cylinderhuvud, bytes		5
2		-	1	-	-	-	NS	• Cylinder head	• Cylinderhuvud		
3	419652-3	-	4	-	-	-		•• Valve guide intake	•• Ventilstyrning insug	STD. O.DIA 13,5	2
	1266193-0	-	4	-	-	-		•• Valve guide intake	•• Ventilstyrning insug	O.S 0,1 mm	2
	1266195-5	-	4	-	-	-		•• Valve guide intake	•• Ventilstyrning insug	O.S 0,2 mm	2
	1266196-3	-	4	-	-	-		•• Valve guide intake	•• Ventilstyrning insug	O.S 0,3 mm	2
4	3547603-5	-	4	-	-	-		•• Valve guide exhaust	•• Ventilstyrning utblås	STD. O.DIA 13,5	2
	3547604-3	-	4	-	-	-		•• Valve guide exhaust	•• Ventilstyrning utblås	O.S 0,1 mm	2
	3547605-0	-	4	-	-	-		•• Valve guide exhaust	•• Ventilstyrning utblås	O.S 0,2 mm	2
	1266191	-	4	-	-	-	OP	•• Valve guide exhaust	•• Ventilstyrning utblås	O.S 0,3 mm	2
5	1266416-5	-	4	-	-	-		•• Valve seat intake	•• Ventilsäte insug	STD. O.DIA 46,0	2
	1266417-3	-	4	-	-	-		•• Valve seat intake	•• Ventilsäte insug	O.S 0,25 mm	2
	1266418-1	-	4	-	-	-		•• Valve seat intake	•• Ventilsäte insug	O.S 0,50 mm	2
6	1266419-9	-	4	-	-	-		•• Valve seat exhaust	•• Ventilsäte utblås	STD. O.DIA 38,0	2
	1266420-7	-	4	-	-	-		•• Valve seat exhaust	•• Ventilsäte utblås	O.S 0,25 mm	2
	1266421-5	-	4	-	-	-		•• Valve seat exhaust	•• Ventilsäte utblås	O.S 0,50 mm	2
7		-	1	-	-	-	NS	•• Bearing cap kit	•• Lageröverfallsats		
		-	5	-	-	-	NS	••• Bearing cap	••• Lageröverfall		
8	463690-8	-	10	-	-	-		••• Guide sleeve	••• Styrhylsa		3
9	953049-4	-	10	-	-	-		•• Stud	•• Pinnskruv		2
10	945408-3	10	-	-	-	-		•• Flange nut	•• Flänsmutter		2
11	940375-9	2	-	-	-	-		•• Plug	•• Propp		2
12	946778-8	X	-	-	-	-		•• Cap plug	•• Hattplugg	STD. O.DIA 17,5	2
13	946779-6	2	-	-	-	-		•• Cap plug	•• Hattplugg	STD. O.DIA 21,0	2
	955086-4	X	-	-	-	-		•• Cap plug	•• Hattplugg	O.S. O.DIA 25,0	2
14	946780-4	4	-	-	-	-		•• Cap plug	•• Hattplugg	STD. O.DIA 29,0	2
	955088-0	X	-	-	-	-		•• Cap plug	•• Hattplugg	O.S. O.DIA 33,0	2
15	463395-4	4	-	-	-	-		• Inlet valve	• Inloppsventil		2
16	3547247-1	4	-	-	-	-		• Exhaust valve	• Avgasventil	(3514350)	2
17	1306630-3	4	-	-	-	-	IK	• Valve seal intake	• Ventiltätning insug		2
18	1332137-7	8	-	-	-	-		• Washer	• Bricka		2
19	1332136-9	8	-	-	-	-		• Valve spring	• Ventilfjäder		2
20	1332138-5	8	-	-	-	-		• Valve spring washer	• Ventilfjäderbricka		2
21	419643-2	16	-	-	-	-		• Valve collet	• Ventillås		2
22	3514432-8	8	-	-	-	-		• Absorber	• Dämpare	(1219648)	2
23	463075-2	8	-	-	-	-		• Tappet	• Ventillyftare		2
24	463546-2	X	-	-	-	-		• Adjusting washer	• Justerbricka	THK 3,30 mm	2
	463547-0	X	-	-	-	-		• Adjusting washer	• Justerbricka	THK 3,35 mm	2
	463548-8	X	-	-	-	-		• Adjusting washer	• Justerbricka	THK 3,40 mm	2
	463549-6	X	-	-	-	-		• Adjusting washer	• Justerbricka	THK 3,45 mm	2
	463550-4	X	-	-	-	-	IK	• Adjusting washer	• Justerbricka	THK 3,50 mm	2
	463551-2	X	-	-	-	-	IK	• Adjusting washer	• Justerbricka	THK 3,55 mm	2
	463552-0	X	-	-	-	-	IK	• Adjusting washer	• Justerbricka	THK 3,60 mm	2
	463553-8	X	-	-	-	-	IK	• Adjusting washer	• Justerbricka	THK 3,65 mm	2
	463554-6	X	-	-	-	-	IK	• Adjusting washer	• Justerbricka	THK 3,70 mm	2
	463555-3	X	-	-	-	-	IK	• Adjusting washer	• Justerbricka	THK 3,75 mm	2
	463556-1	X	-	-	-	-	IK	• Adjusting washer	• Justerbricka	THK 3,80 mm	2
	463557-9	X	-	-	-	-	IK	• Adjusting washer	• Justerbricka	THK 3,85 mm	2
	463558-7	X	-	-	-	-	IK	• Adjusting washer	• Justerbricka	THK 3,90 mm	2
	463559-5	X	-	-	-	-	IK	• Adjusting washer	• Justerbricka	THK 3,95 mm	2
	463560-3	X	-	-	-	-	IK	• Adjusting washer	• Justerbricka	THK 4,00 mm	2
	463561-1	X	-	-	-	-	IK	• Adjusting washer	• Justerbricka	THK 4,05 mm	2
	463562-9	X	-	-	-	-	IK	• Adjusting washer	• Justerbricka	THK 4,10 mm	2
	463563-7	X	-	-	-	-	IK	• Adjusting washer	• Justerbricka	THK 4,15 mm	2
	463564-5	X	-	-	-	-		• Adjusting washer	• Justerbricka	THK 4,20 mm	2
	463565-2	X	-	-	-	-		• Adjusting washer	• Justerbricka	THK 4,25 mm	2
	463566-0	X	-	-	-	-		• Adjusting washer	• Justerbricka	THK 4,30 mm	2
	463567-8	X	-	-	-	-		• Adjusting washer	• Justerbricka	THK 4,35 mm	2
	463568-6	X	-	-	-	-		• Adjusting washer	• Justerbricka	THK 4,40 mm	2
	463569-4	X	-	-	-	-		• Adjusting washer	• Justerbricka	THK 4,45 mm	2

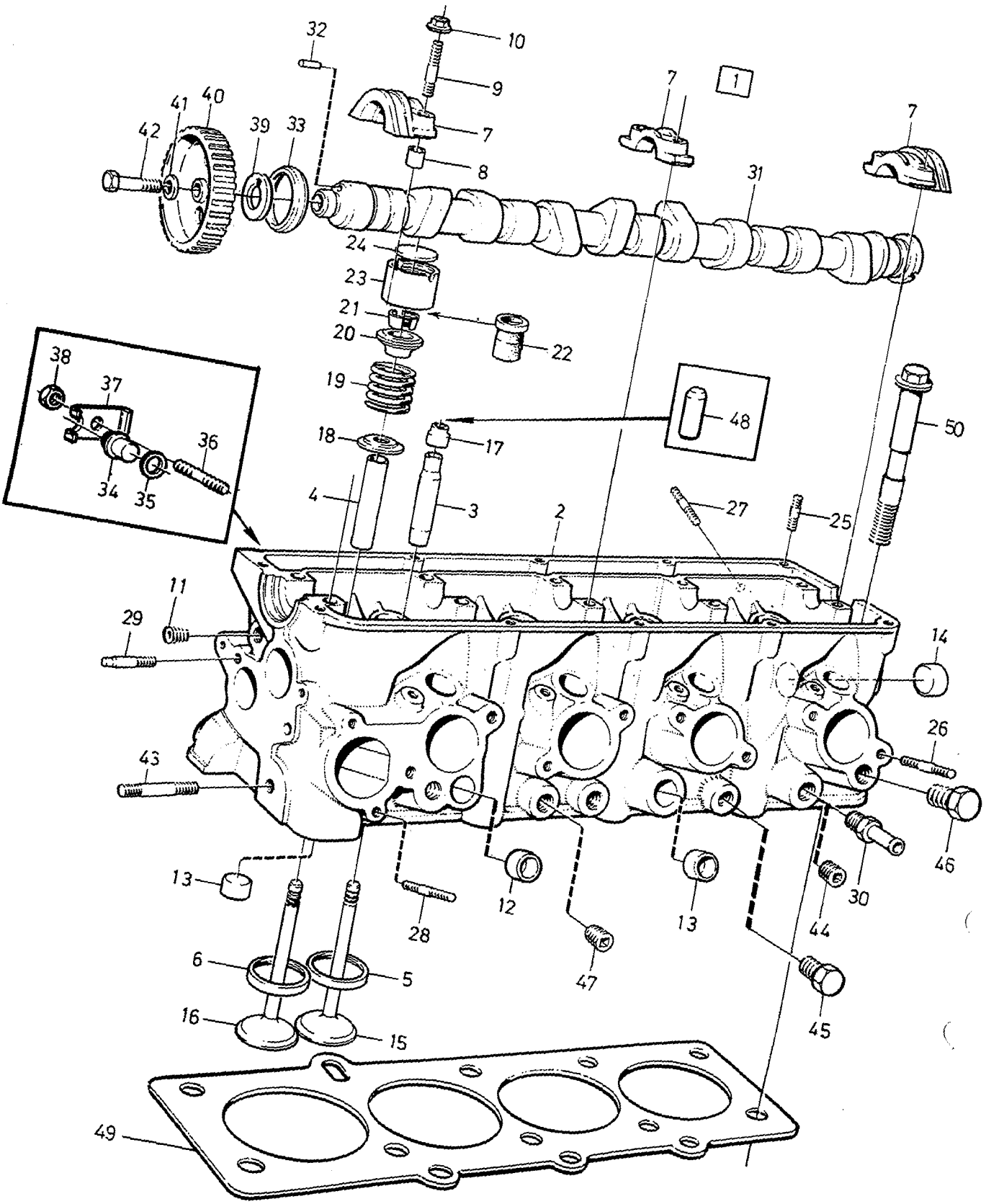

© VOLVO
Genuine Parts
PV 211 462 50

A
B
C
D
E

CYLINDER HEAD — CYLINDERHUVUD

Group / Grupp 21

Page / Sida 103

B200ET

Fig	Part No. / Artikel nr	Quantity / Antal A	B	C	D	E	PS	Description	Benämning	Notes / Anmärkning	SR
	463570-2	X	-	-	-	-		• Adjusting washer	• Justerbricka	THK 4,50 mm	2
	273699-9	1	-	-	-	-		• Adjusting washer kit	• Justerbricksats	THK 3,50-4,15 mm	2
25	953035-3	10	-	-	-	-		• Stud Valve cover	• Pinnskruv Ventilkåpa		2
26	953046-0	7	-	-	-	-		• Stud Inlet manifold	• Pinnskruv Inloppsrör	LG 42 mm	2
	953047-8	1	-	-	-	-		• Stud Inlet manifold	• Pinnskruv Inloppsrör	LG 45 mm	2
27	953048-6	8	-	-	-	-		• Stud Exhaust pipe	• Pinnskruv Avgasrör		2
28	948606-9	2	-	-	-	-		• Stud Thermostat	• Pinnskruv Termostat		2
29	463390-5	1	-	-	-	-		• Stud Spring guide	• Pinnskruv Fjäderstyrning		2
☆ 30	976040-6	1	-	-	-	-		• Nipple Heater unit	• Nippel Bilvärmare	(961656)	2
31	1336773-5	1	-	-	-	-		• Camshaft	• Kamaxel		2
32	949433-7	1	-	-	-	-		• • Spring pin	• • Rörpinne		2
33	1306333-4	1	-	-	-	-	IK	• Seal	• Tätning		2
34	1277457-6	4	-	-	-	-		• Plug	• Plugg	1)	3
35	1378487-1	4	-	-	-	-		• Gasket	• Packning	1)	2
36	953032-0	4	-	-	-	-		• Stud	• Pinnskruv	1)	2
37	1266663-2	4	-	-	-	-		• Clamp	• Klamma	1)	2
38	955781-0	4	-	-	-	-		• Nut	• Mutter	1)	2
39	1357572-5	1	-	-	-	-		Washer	Bricka	2)	2
40	1219322-3	1	-	-	-	-		Pulley	Kuggremhjul	2)	3
	3514089-6	1	-	-	-	-		Pulley	Kuggremhjul	3)	3
41	463580-1	1	-	-	-	-		Washer	Bricka		2
42	970952-8	1	-	-	-	-		Screw	Skruv	(955322)	2
43	953077-5	1	-	-	-	-		Stud Tension pulley	Pinnskruv Spännrulle		2
44	968145-3	2	-	-	-	-		Plug	Propp	ALTER. 3/8"	2
45	960629-4	1	-	-	-	-		Plug	Propp	ALTER. M12	2
46	960630-2	1	-	-	-	-		Plug	Propp	ALTER. M14	2
47	952076-8	1	-	-	-	-		Plug	Propp		2
48	1332645-9	1	-	-	-	-	IK	Sleeve fitting of valve seals	Hylsa montering ventiltätning		2
49	1378645-4	1	-	-	-	-	IK	Gasket	Packning	(463412)	1
50	1306341-7	10	-	-	-	-		Screw	Skruv		2

1) Spare part version. / Reservdelsutförande.
2) B200ET 499782, 1289066. B200ET 1289134 ENG -1797.
3) B200ET 1289134 ENG 1798-.

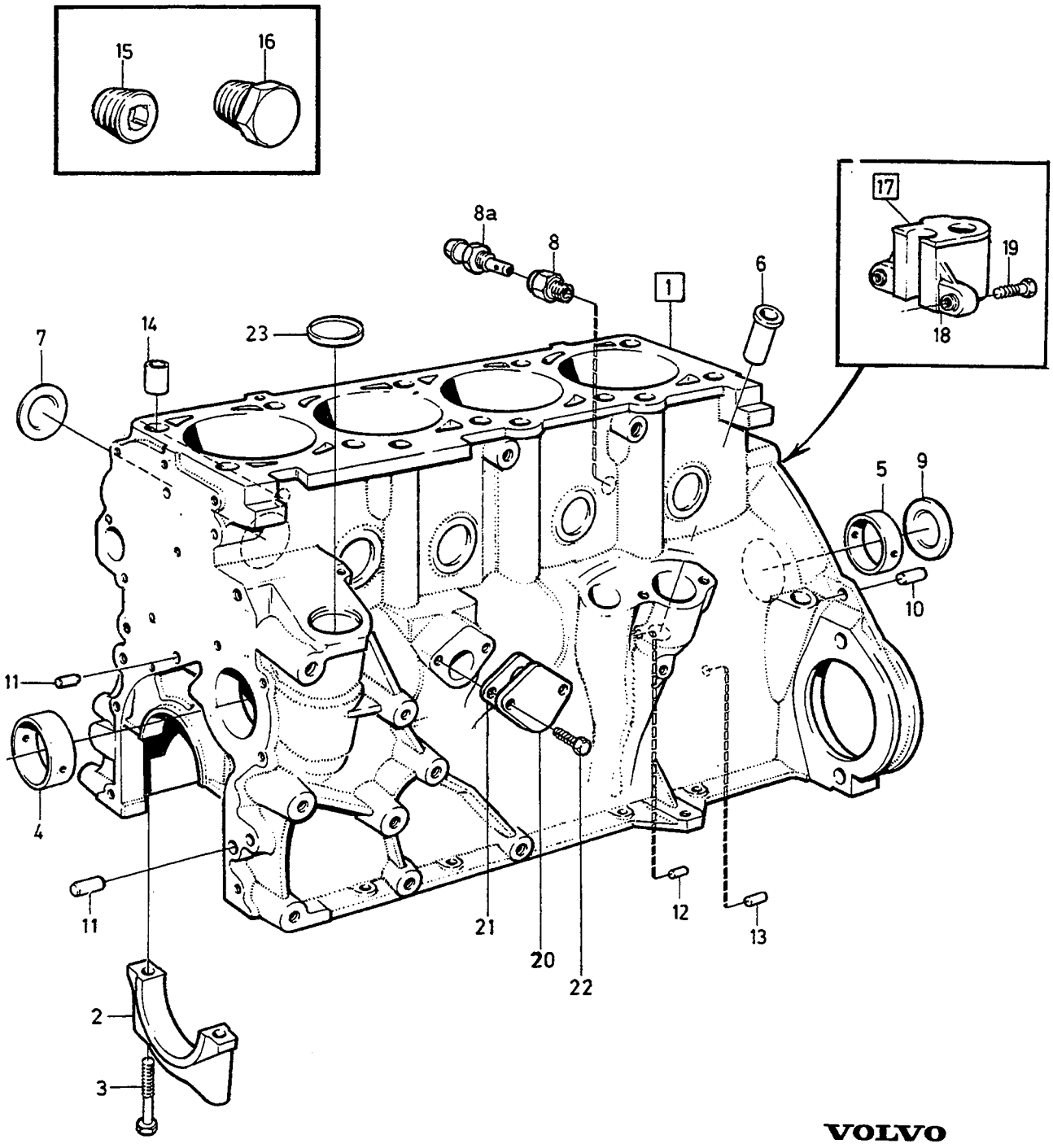

VOLVO
Genuine Parts
PV 212 54263

A
B
C
D
E

ENGINE BLOCK — CYLINDERBLOCK

Group / Grupp 21

Page / Sida 105

B200ET

Fig	Part No. Artikel nr	Quantity / Antal A	B	C	D	E	PS	Description	Benämning	Notes Anmärkning	SR
1	*(1336725)*	1	-	-	-	-	SP	Cylinder block	Cylinderblock	1) 2) REPL 1 PCS 1378969-8, 1 PCS 1378980-5, 1 PCS 270906-1	5
	1378969-8	1	-	-	-	-		Cylinder block	Cylinderblock	3)	5
2		5	-	-	-	-		•Bearing cap	•Lageröverfall		
☆ 3	970908-0	10	-	-	-	-		•Screw	•Skruv	(945799)	2
4	463360-8	1	-	-	-	-		•Bearing bushing	•Lagerbussning		2
5	463361-6	2	-	-	-	-		•Bearing bushing	•Lagerbussning		2
6	463362-4	1	-	-	-	-		•Bearing bushing	•Lagerbussning		2
7	1542263-7	8	-	-	-	-		•Expansion plug	•Expansionsplugg	ALTER 1	3
☆	3531239-6	8	-	-	-	-		•Cap plug	•Hattplugg	ALTER 2	3
8	*(947894)*	1	-	-	-	-	SP	Drain cock	Avtappningskran	ALTER 1 REPL 1 PCS 3531384-0, 1 PCS 3531383-2.	2
8a	3531384-0	1						Nipple	Nippel	ALTER 2	2
8b	3531383-2	1	-	-	-	-		Nut	Mutter	ALTER 2	2
9	463905-0	1	-	-	-	-		Expansion plug	Expansionsplugg	4)	2
10	19730-1	2	-	-	-	-		Pin	Pinne	4)	2
11	950562-9	2	-	-	-	-		Pin	Pinne	4)	2
12	950542-1	1	-	-	-	-		Pin	Pinne	4)	2
13	950586-8	1	-	-	-	-		Locating pin	Styrpinne	4)	2
14	415311-0	2	-	-	-	-		Sleeve	Hylsa	4)	2
15	952075-0	3	-	-	-	-		Plug	Propp	4) 1/4	2
16	946559-2	1	-	-	-	-		Plug	Propp	4) 3/8	2
17	1326816-4	1	-	-	-	-		Bracket	Konsol		4
18	463690-8	2	-	-	-	-		•Guide sleeve	•Styrhylsa		3
19	947542-7	2	-	-	-	-		Flange screw	Flänsskruv		2
20	1326595-4	1	-	-	-	-		Cover plate	Täckplåt		3
21	3514628-1	1	-	-	-	-		Gasket	Packning	(3501530)	2
☆ 22	949734-8	2	-	-	-	-		Screw	Skruv	(955294)	2
23	1336764-4	1	-	-	-	-		Cap plug	Hattplugg		3

1) For engines with main bearing diameter 55 mm. / För motorer med ramlagerdiameter 55 mm.
2) Applies to a few engines, model year 1988. / Gäller ett fåtal motorer av 1988 års modell.
3) For engines with 63 mm diameter main bearings. / För motorer med ramlagerdiameter 63 mm.
4) Included in complete cylinder block. / Ingår i cylinderblock komplett.

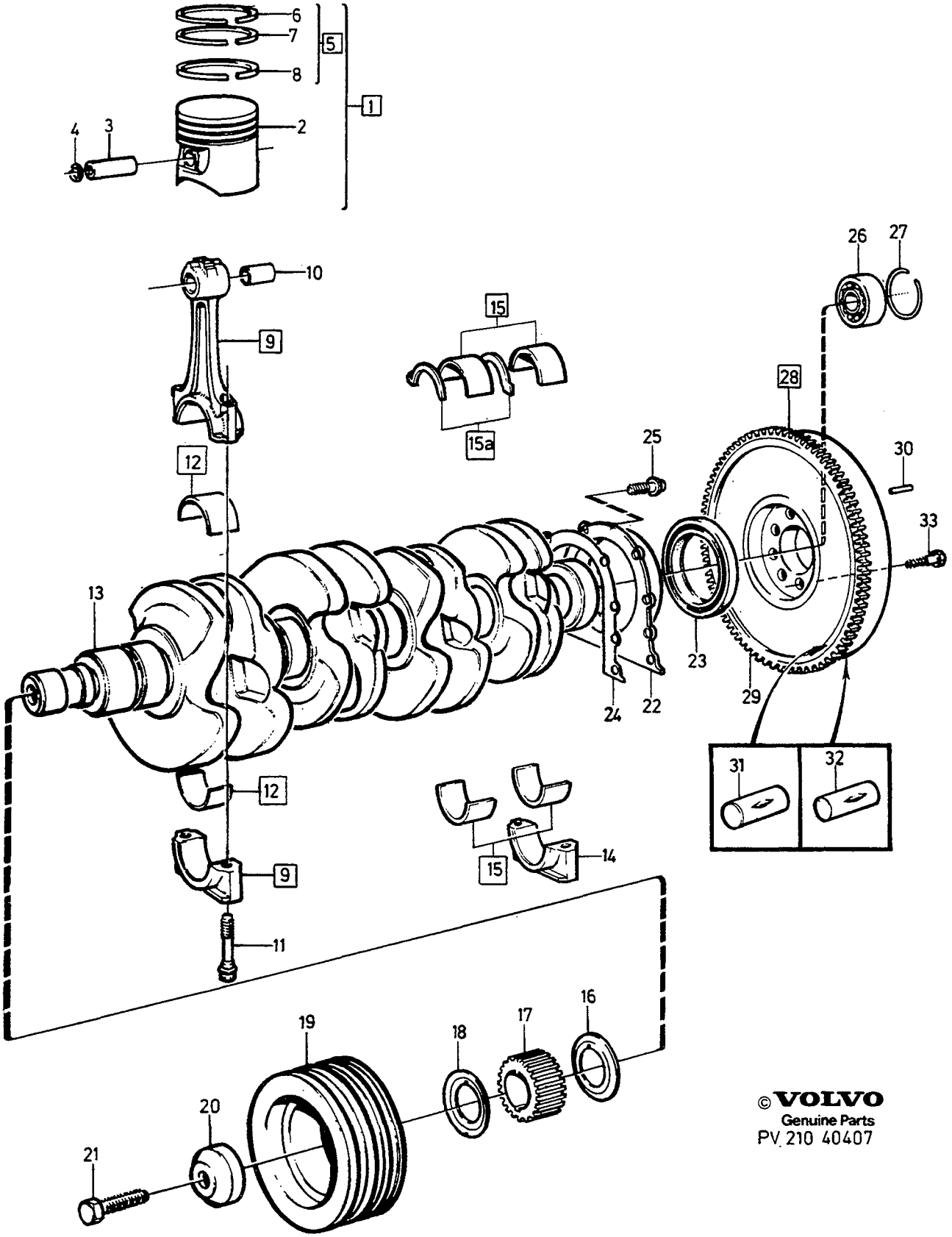

© VOLVO
Genuine Parts
PV 210 40407

A
B
C
D
E

CRANK MECHANISM VEVMEKANISM

Group Grupp 21

Page Sida 107

B200ET

Fig	Part No. Artikel nr	Quantity / Antal A	B	C	D	E	PS	Description	Benämning	Notes Anmärkning	SR
1		1	-	-	-	-	NS	Piston kit	Kolvsats		
	272114-0	4	-	-	-	-		•Piston kit	•Kolvsats	STD MARKED D	2
	272115-7	4	-	-	-	-		•Piston kit	•Kolvsats	STD MARKED G O.S 0,03 mm	2
	272116-5	4	-	-	-	-		•Piston kit	•Kolvsats	O.S 0,38 mm	4
	272117-3	4	-	-	-	-		•Piston kit	•Kolvsats	O.S 0,76 mm	5
2		4	-	-	-	-	KN	••Piston	••Kolv		
3	1346381-5	4	-	-	-	-	IK	••Gudgeon pin	••Kolvtapp		3
4	1346593-5	8	-	-	-	-	IK	••Retaining ring	••Spårring		2
5	275366-3	1	-	-	-	-	IK	••Piston ring kit	••Kolvringsats	STD	2
	271286-7	1	-	-	-	-	IK	••Piston ring kit	••Kolvringsats	O.S 0,38 mm (275367)	2
	271287-5	1	-	-	-	-	IK	••Piston ring kit	••Kolvringsats	O.S 0,76 mm (275368)	2
6		4	-	-	-	-	KN	•••Compression ring	•••Kompressionsring		
7		4	-	-	-	-	KN	•••Compression ring	•••Kompressionsring		
8		4	-	-	-	-	NX	•••Compression ring	•••Kompressionsring		
9	271451-7	1	-	-	-	-		Connecting rod kit	Vevstaksats		3
		4	-	-	-	-	NS	•Connecting rod	•Vevstake		
10	1346392-2	4	-	-	-	-		••Bearing bushing	••Lagerbussning		2
11	1326296-9	8	-	-	-	-		••Screw	••Skruv		2
12	270136-5	1	-	-	-	-		Big end bearing kit	Vevstakslagersats	STD	2
	270137-3	1	-	-	-	-		Big end bearing kit	Vevstakslagersats	U.S 0,25 mm	5
	270138-1	1	-	-	-	-		Big end bearing kit	Vevstakslagersats	U.S 0,50 mm	5
		4	-	-	-	-	KN	•Bearing shell	•Lagerskål		
		4	-	-	-	-	KN	•Bearing shell	•Lagerskål		
13	*(1346013)*	1	-	-	-	-	SP	Crankshaft	Vevaxel	1) 2)	5
	1378980-5	1	-	-	-	-		Crankshaft	Vevaxel	3)	5
14		5	-	-	-	-		Bearing cap	Lageröverfall	SEE 21•105	
15	271236-2	1	-	-	-	-		Main bearing kit	Ramlagersats	1) 2) STD	2
	270906-1	1						Main bearing kit	Ramlagersats	3) STD	2
	271237-0	1	-	-	-	-		Main bearing kit	Ramlagersats	1) 2) U.S 0,25 mm	5
	270907-9	1	-	-	-	-		Main bearing kit	Ramlagersats	3) U.S 0,25 mm	2
	271238-8	1	-	-	-	-		Main bearing kit	Ramlagersats	1) 2) U.S 0,50 mm	5
	270908-7	1	-	-	-	-		Main bearing kit	Ramlagersats	3) U.S 0,50 mm	2
		5	-	-	-	-	KN	•Bearing shell	•Lagerskål		
		5	-	-	-	-	KN	•Bearing shell	•Lagerskål		
15a	270471-6	1	-	-	-	-		Thrust washer kit	Tryckbricksats	STD	2
	270472-4	1	-	-	-	-		Thrust washer kit	Tryckbricksats	O.S 0,1 mm	2
		1	-	-	-	-	KN	•Thrust washer	•Tryckbricka		
		1	-	-	-	-	KN	•Thrust washer	•Tryckbricka		
16	3531184-4	1	-	-	-	-		Locating plate	Styrplåt	(1357620)	3
17	1336927-7	1	-	-	-	-		Pulley	Kuggremhjul		3
18	1357621-0	1	-	-	-	-		Locating plate	Styrplåt		3
19	1336821-2	1	-	-	-	-		Vibration damper	Svängningsdämpare	4)	3
20	1336822-0	1	-	-	-	-		Washer	Bricka	4)	2
21	963319-9	1	-	-	-	-		Screw	Skruv	4)	2
22	463263-4	1	-	-	-	-		Sealing flange	Tätningsfläns		4
23	3514312-2	1	-	-	-	-		Sealing ring	Tätningsring		2
24	1378492-1	1	-	-	-	-		Gasket	Packning	1) 2)	2
25	946544-4	6	-	-	-	-		Flange screw	Flänsskruv		2
26	181799-8	1	-	-	-	-		Ball bearing	Kullager		2
27	191848-1	1	-	-	-	-		Retaining ring	Spårring		2
28	1317359-6	1	-	-	-	-		Flywheel	Svänghjul	4) MAN.TRANS	4
29	1326333-0	1	-	-	-	-		•Gear ring	•Kuggkrans		4
30	950543-9	3	-	-	-	-		•Locating pin	•Styrpinne		2

1) For engines with main bearing diameter 55 mm. / För motorer med ramlagerdiameter 55 mm.
2) Applies to a few engines, model year 1988. / Gäller ett fåtal motorer av 1988 års modell.
3) For engines with 63 mm diameter main bearings. / För motorer med ramlagerdiameter 63 mm.
4) Not included in complete cylinder block. / Ingår ej i cylinderblock komplett.

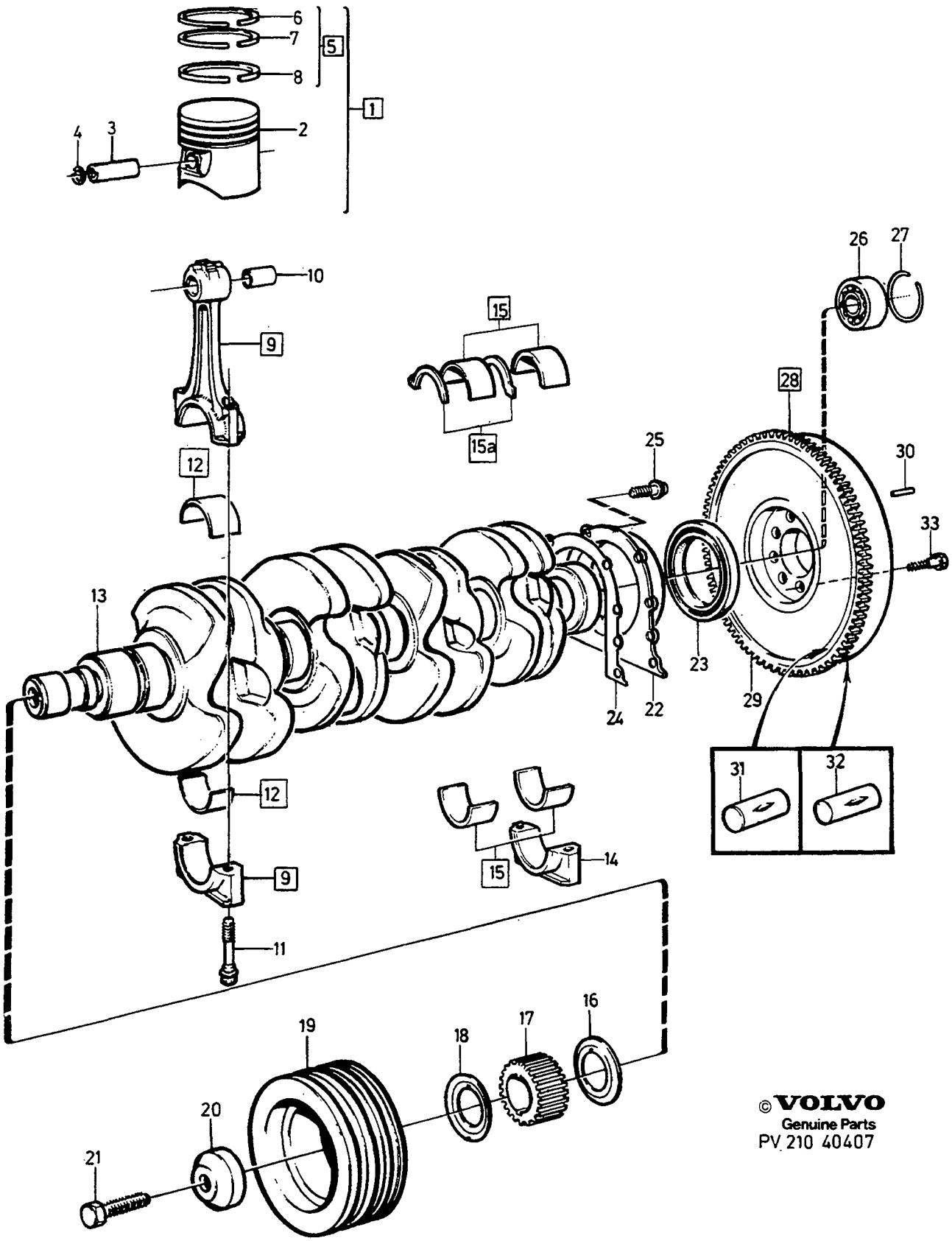

©VOLVO
Genuine Parts
PV 210 40407

A
B
C
D
E

CRANK MECHANISM VEVMEKANISM

Group / Grupp 21

Page / Sida 109

B200ET

Fig	Part No. Artikel nr	Quantity / Antal A	B	C	D	E	P S	Description	Benämning	Notes Anmärkning	S R
31	1332078-3	2	-	-	-	-		• Pin	• Pinne		2
32	1332078-3	1	-	-	-	-		• Pin	• Pinne		2
33	946379-5	8	-	-	-	-		Screw	Skruv	4)	2

4) Not included in complete cylinder block. / Ingår ej i cylinderblock komplett.

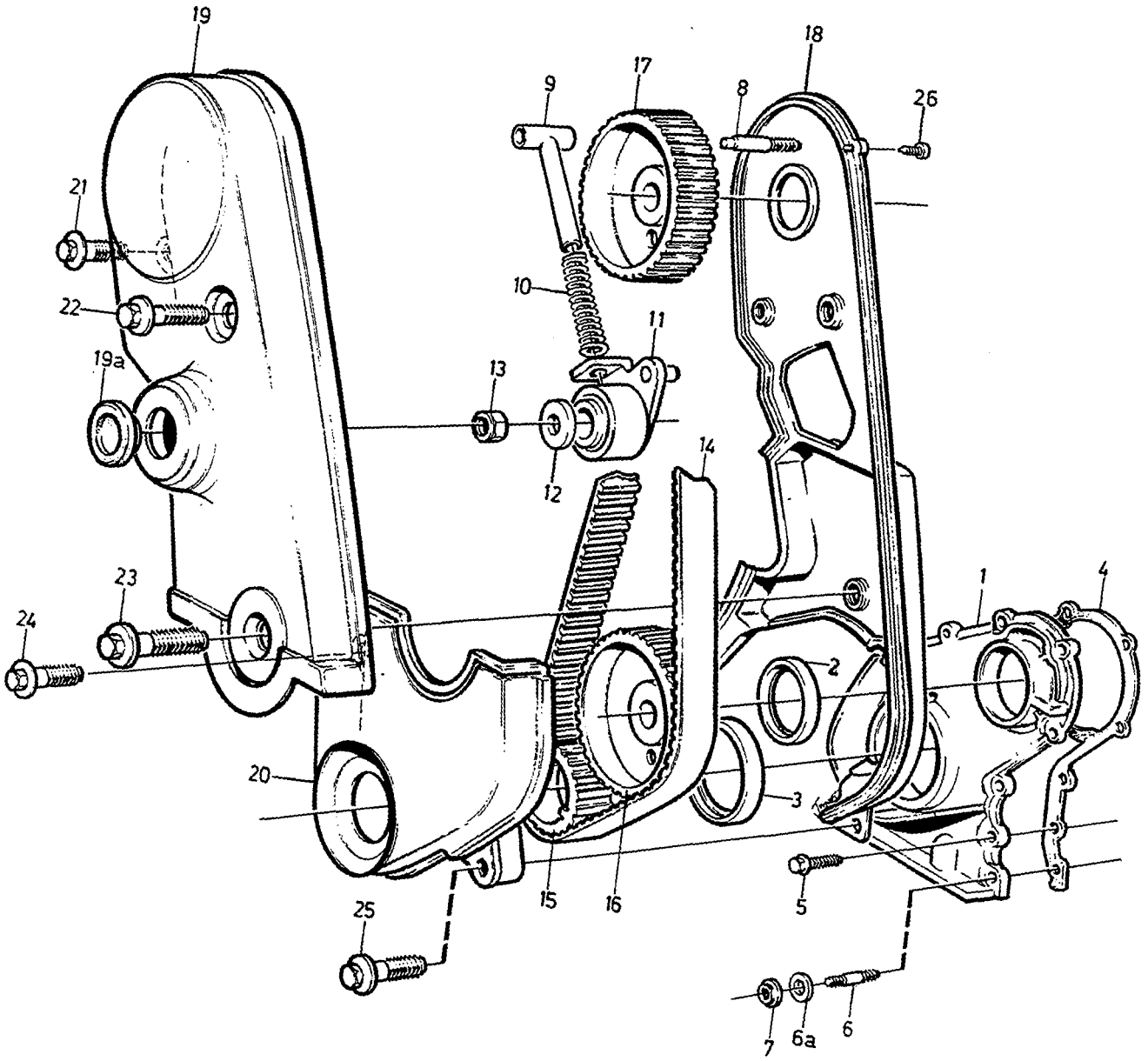
19
18
17
9
8
26
21
22
10
11
19a
13
12
14
23
24
1
4
2
20
3
15
16
5
25
7
6a
6

A
B
C
D
E

BELT TRANSMISSION — REMTRANSMISSION

Group / Grupp: 21

Page / Sida: 111

B200ET

Fig	Part No. Artikel nr	Quantity / Antal A	B	C	D	E	PS	Description	Benämning	Notes Anmärkning	SR
1	1336761-0	1	-	-	-	-		Sealing flange	Tätningsfläns		4
2	1306333-4	1	-	-	-	-	IK	Seal	Tätning		2
3	1276424-7	1	-	-	-	-	IK	Seal	Tätning		2
4	1378493-9	1	-	-	-	-	IK	Gasket	Packning		2
5	946544-4	6	-	-	-	-		Flange screw	Flänsskruv		2
6	924055-7	2	-	-	-	-		Stud	Pinnskruv		2
6a	955892-5	2	-	-	-	-		Washer	Bricka		2
7	945407-5	2	-	-	-	-		Flange nut	Flänsmutter		2
8		1	-	-	-	-		Stud	Pinnskruv	1) SEE 21•101	
9	463386-3	1	-	-	-	-		Spring guide	Fjäderstyrning	1)	3
10	463389-7	1	-	-	-	-		Spring	Fjäder	1)	3
11	463633-8	1	-	-	-	-		Tension pulley	Spännrulle	1)	3
12	463580-1	1	-	-	-	-		Washer	Bricka	1)	2
13	971071-6	1	-	-	-	-		Nut	Mutter	1) (955783)	2
14	463377-2	1	-	-	-	-		Tooth belt	Kuggrem	1)	2
15		1	-	-	-	-		Pulley	Kuggremhjul	1) SEE 21•107	
16		1	-	-	-	-		Pulley	Kuggremhjul	1) SEE 21•99	
17		1	-	-	-	-		Pulley	Kuggremhjul	1) SEE 21•101	
18	1336756-0	1	-	-	-	-		Belt protector	Remskydd	1)	4
19	1336757-8	1	-	-	-	-		Belt protector	Remskydd	1)	4
19a	961970-1	1	-	-	-	-		•Rubber bushing	•Gummibussning		2
20	1378611-6	1	-	-	-	-		Belt protector	Remskydd	1)	4
21	948356-1	1	-	-	-	-		Flange screw	Flänsskruv	1) M6 X 30	2
22	965213-2	1	-	-	-	-		Flange screw	Flänsskruv	1) M6 X 45	2
23	965216-5	1	-	-	-	-		Flange screw	Flänsskruv	1) M8 X 50	2
24	948356-1	1	-	-	-	-		Flange screw	Flänsskruv	1) M6 X 30	2
25	946671-5	1	-	-	-	-		Flange screw	Flänsskruv	1) M8 X 30	2
26	969478-7	1	-	-	-	-		Screw	Skruv	1) (955143) -1989	2
	972575-5	1	-	-	-	-		Screw	Skruv	1990-	2

1) Not included in complete cylinder block. / Ingår ej i cylinderblock komplett.

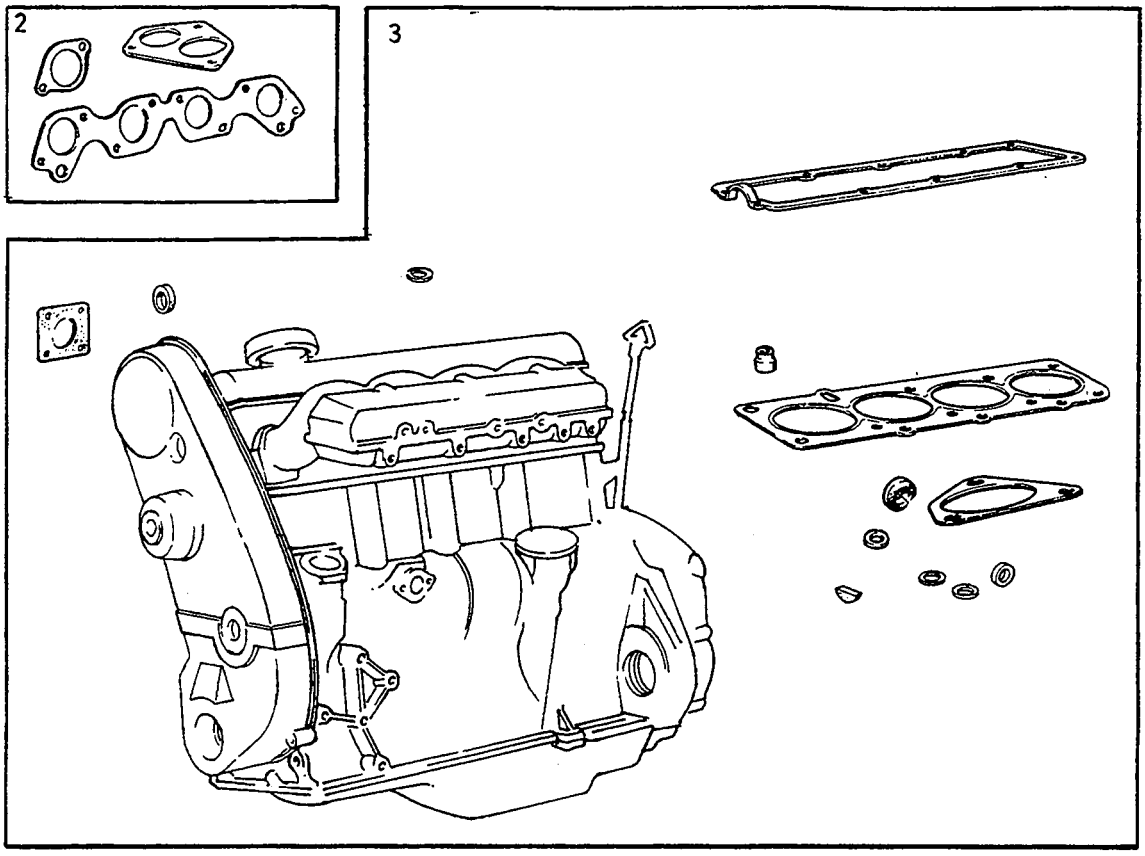

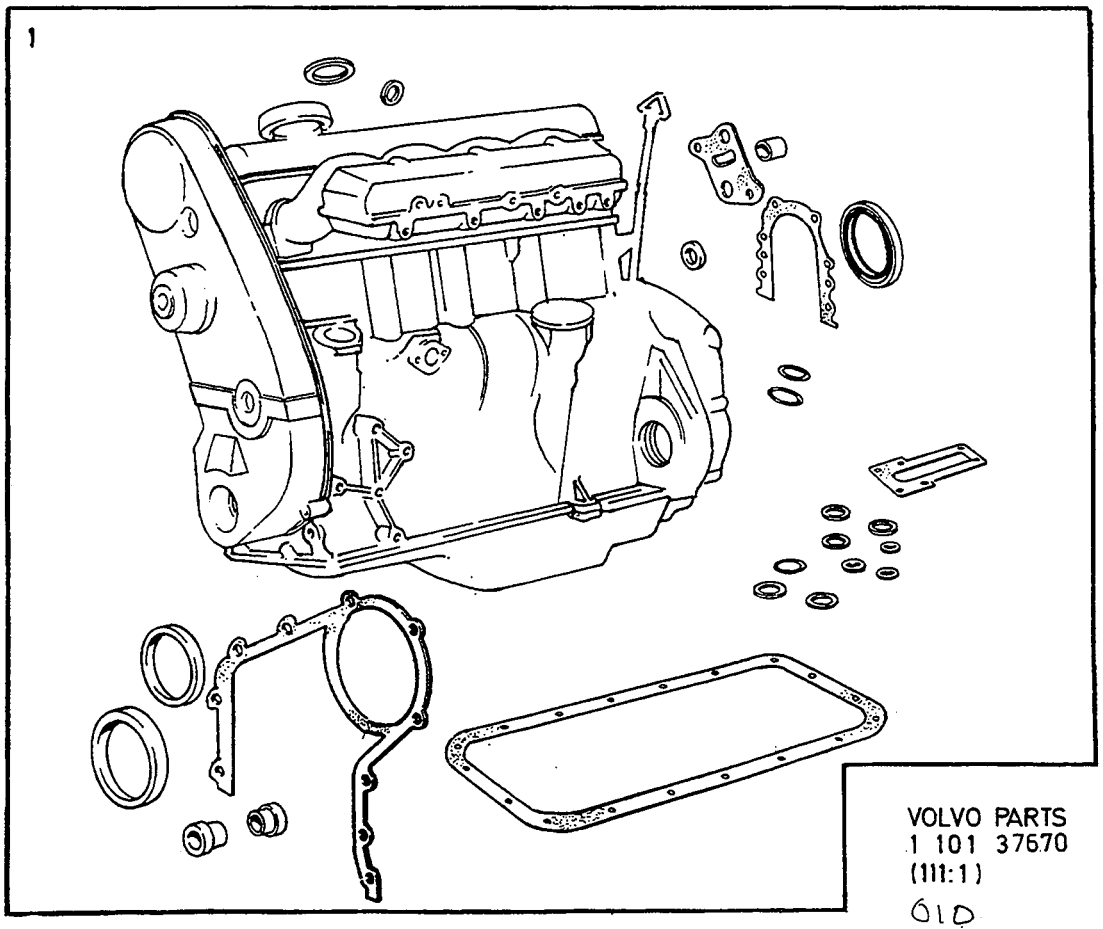

VOLVO PARTS
1 101 37670
(111:1)
610

A		GASKET KITS	PACKNINGSSATS	Group Grupp 21
B				
C				
D				Page Sida 113
E		B200ET		

Fig	Part No. Artikel nr	Quantity / Antal A	B	C	D	E	PS	Description	Benämning	Notes Anmärkning	SR
		-	-	-	-	-	NS	Gasket kit complete overhaul .	Packningsats helrenovering		
1	270679-4	1	-	-	-	-		•Gasket kit supplementary overhaul	•Packningsats tillägg helrenovering	(275581)	2
		-	-	-	-	-	NS	•Gasket kit de-carb	•Packningsats sotning		
2	271342-8	1	-	-	-	-		••Gasket kit induction- and exhau.pipe	••Packningsats insugnings-och avgasrör	(270683)	1
3	270688-5	1	-	-	-	-		••Gasket kit supplementary, de-carb	••Packningsats tillägg sotning	(275770)	1

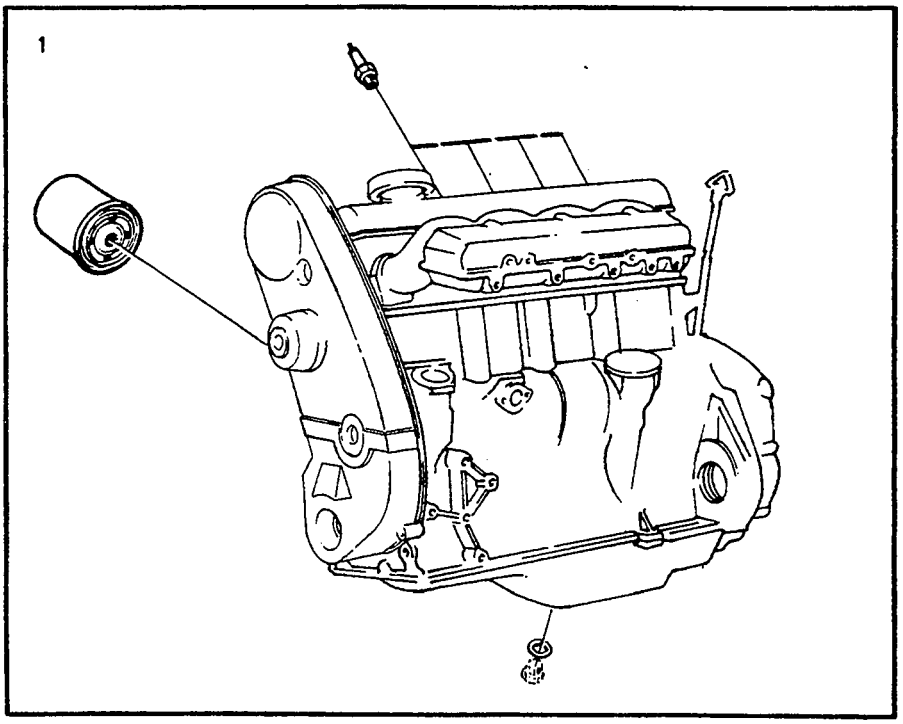



VOLVO PARTS
1-101 37526
(111-1)

A
B
C
D
E

SERVICE KITS ADJUSTER WASHER KIT SERVICESATSER JUSTERBRICKSSATS

Group / Grupp 21

Page / Sida 115

B200ET

Fig	Part No. / Artikel nr	Quantity / Antal A	B	C	D	E	PS	Description	Benämning	Notes / Anmärkning	SR
1	274086-8	1	-	-	-	-		Service kit	Servicesats		1
2	273699-9	1	-	-	-	-		Adjusting washer kit valves ...	Justerbricksats ventiler		2

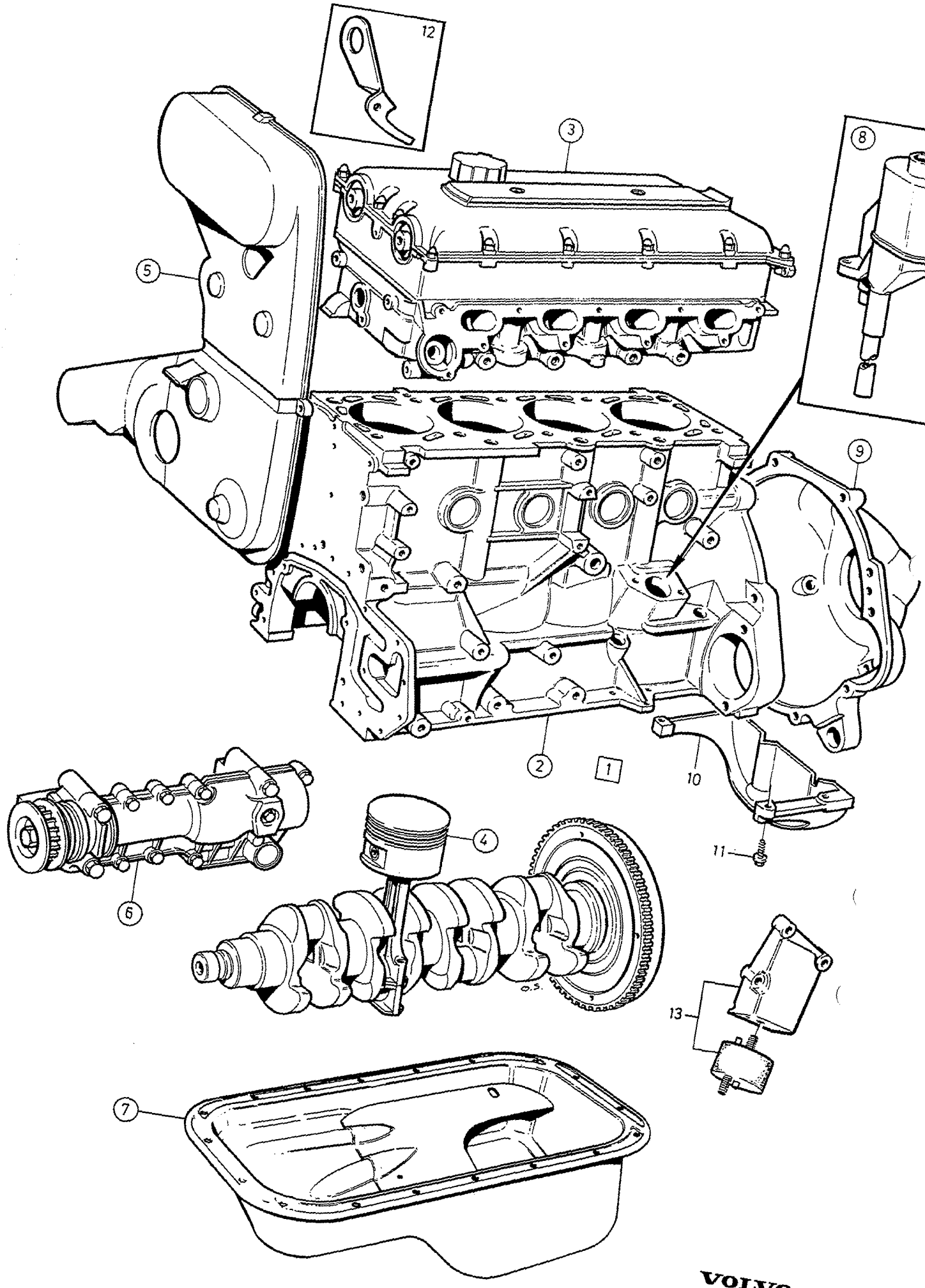

VOLVO
Genuine Parts
PV 210 52698

A		ENGINE WITH FITTINGS	MOTOR MED MONTERINGSDETALJER	Group Grupp 21
B				
C				
D				Page Sida 117
E		B204GT		

Fig	Part No. Artikel nr	Quantity / Antal					P S	Description	Benämning	Notes Anmärkning	S R
		A	B	C	D	E					
1		1	-	-	-	-	NS	Cylinder block complete	Cylinderblock komplett		
2		1	-	-	-	-		• Cylinder block	• Cylinderblock	SEE 21 • 123	
3		1	-	-	-	-		• Cylinder head	• Cylinderhuvud	SEE 21 • 121	
4		1	-	-	-	-		• Crank mechanism	• Vevmekanism	SEE 21 • 125	
5		1	-	-	-	-		• Belt transmission	• Remtransmission	SEE 21 • 127	
6		2	-	-	-	-		• Balance shaft	• Balansaxel	SEE 21 • 127	
7		1	-	-	-	-		• Lubricating system	• Smörjsystem	SEE 22 • 175	
8		1	-	-	-	-		• Crankcase ventilation	• Vevhusventilation	SEE 25 • 247	
9		1	-	-	-	-		• Bell housing	• Kopplingskåpa	SEE 43 • 599	
10	463830-0	1	-	-	-	-		Bracket	Konsol		3
11	946472-8	4	-	-	-	-		Flange screw	Flänsskruv		2
12		1	-	-	-	-	NS	.....	.....		
13		-	-	-	-	-		Engine mountings	Motorupphängning	SEE 21 • 119	

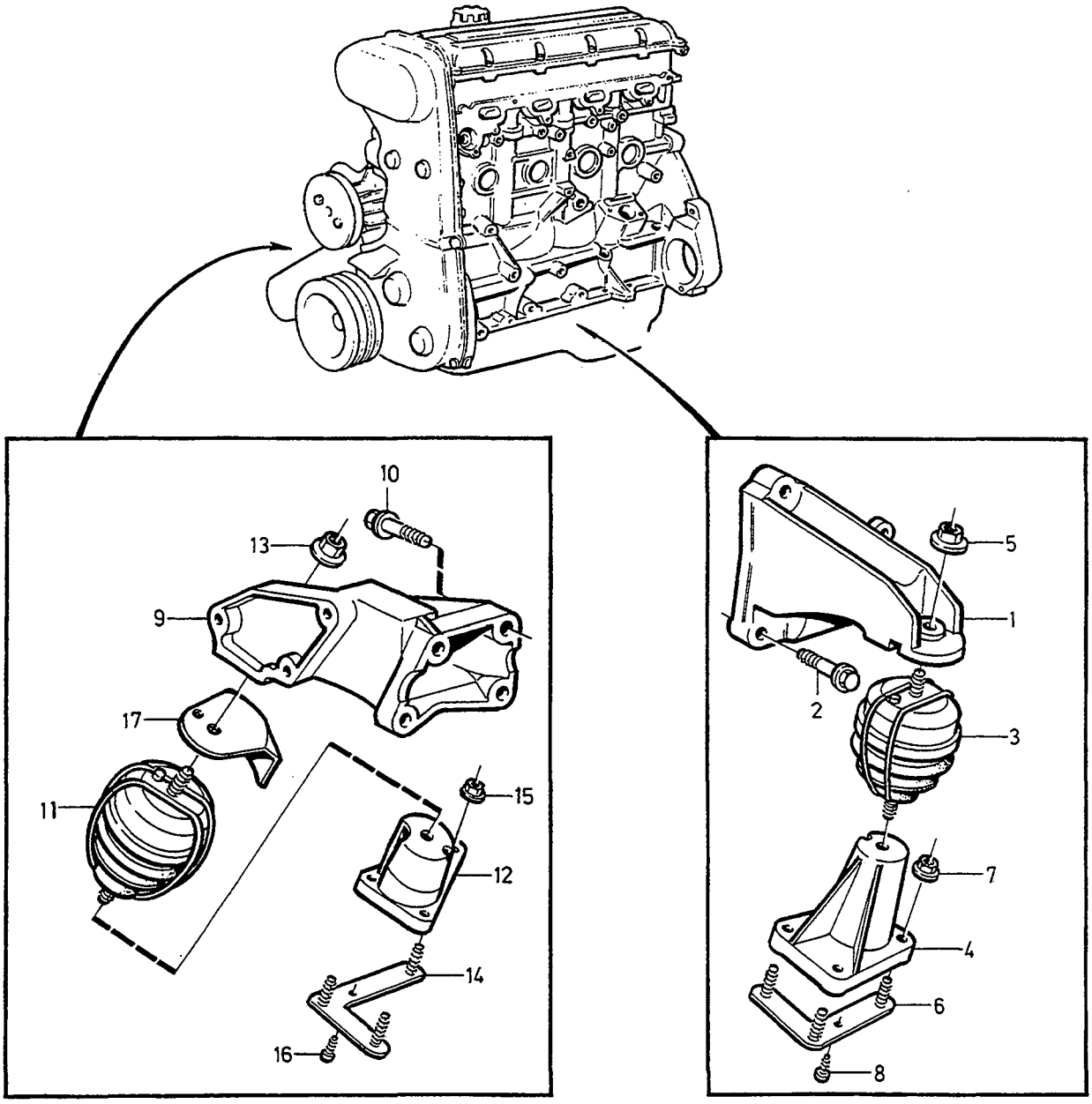

VOLVO
Genuine Parts
PV 210 54189

A
B
C
D
E

ENGINE MOUNTINGS MOTORUPPHÄNGNING

Group Grupp 21

Page Sida 119

B204

Fig	Part No. Artikel nr	Quantity / Antal A	B	C	D	E	PS	Description	Benämning	Notes Anmärkning	SR
1	3514485-6	1	-	-	-	-		Engine anchorage, l.h.	Motorfäste, v		3
2	947760-5	3	-	-	-	-		Flange screw	Flänsskruv		2
3	3514487-2	1	-	-	-	-		Engine pad	Motorkudde		3
4	3514483-1	1	-	-	-	-		Engine bracket, l.h.	Motorkonsol, v		3
5	971098-9	2	-	-	-	-		Flange lock nut	Flänslåsmutter		2
6	1273984-3	1	-	-	-	-		Screw plate	Skruvplatta		3
7	948645-7	3	-	-	-	-		Flange lock nut	Flänslåsmutter		2
8	969473-8	1	-	-	-	-		Screw	Skruv		2
9	3514486-4	1	-	-	-	-		Engine anchorage, r.h.	Motorfäste, h		3
10	973084-7	10	-	-	-	-		Flange screw	Flänsskruv		2
11	3514487-2	1	-	-	-	-		Engine pad	Motorkudde		3
12	3514484-9	1	-	-	-	-		Engine bracket, r.h.	Motorkonsol, h		3
13	971098-9	2	-	-	-	-		Flange lock nut	Flänslåsmutter		2
14	1272511-5	1	-	-	-	-		Screw plate	Skruvplatta		3
15	948645-7	3	-	-	-	-		Flange lock nut	Flänslåsmutter		2
16	969473-8	1	-	-	-	-		Screw	Skruv		2
30	3514488-0	-	1	-	-	-		Shield, r.h.	Skärmplåt, h		3
17		1	-	-	-	-					

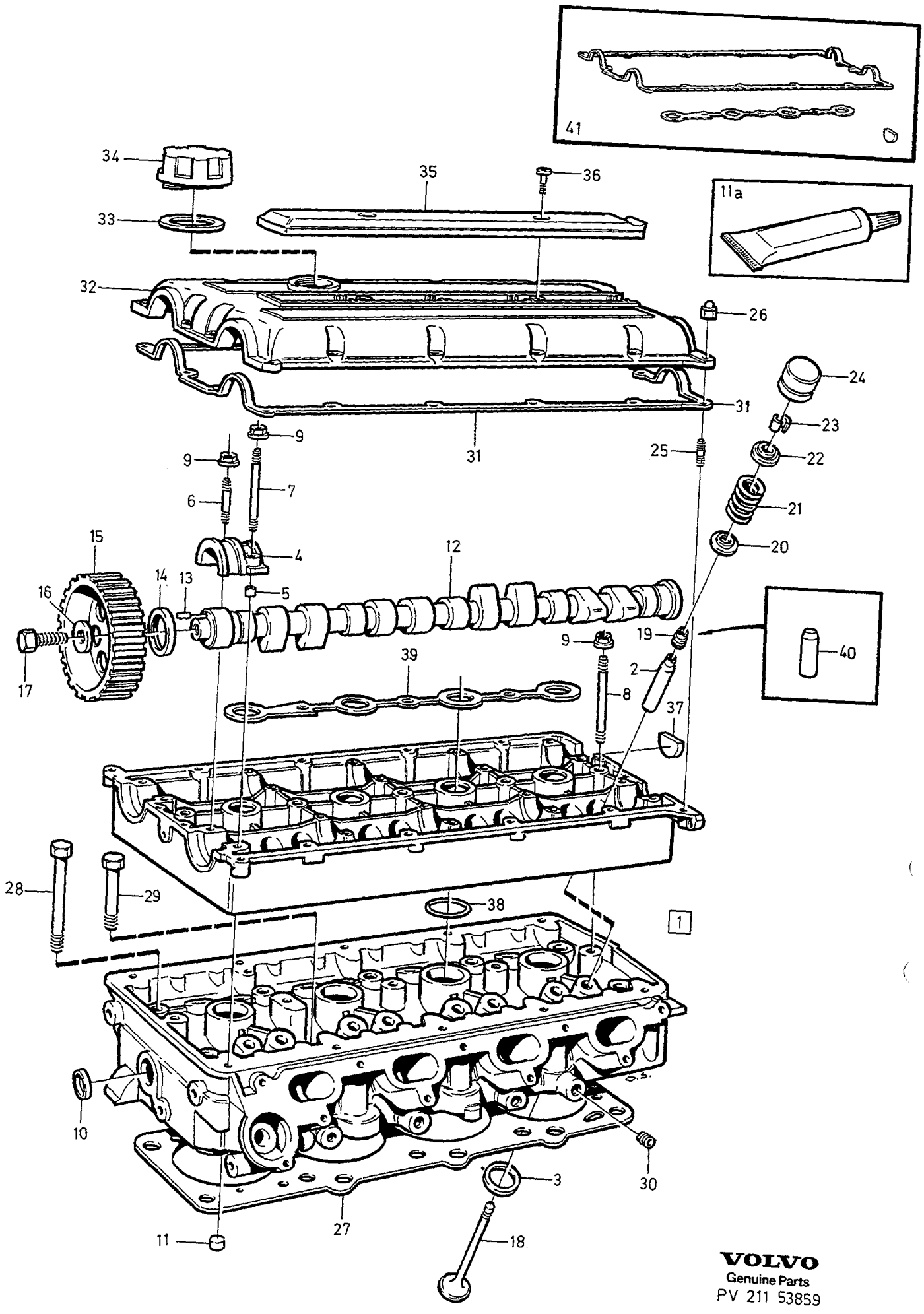

VOLVO
Genuine Parts
PV 211 53859

A
B
C
D
E

CYLINDER HEAD — CYLINDERHUVUD

Group / Grupp: 21

Page / Sida: 121

B204GT

Fig	Part No. / Artikel nr	Quantity / Antal A	B	C	D	E	PS	Description	Benämning	Notes / Anmärkning	SR
1	3531289-1	1	-	-	-	-		Cylinder head	Cylinderhuvud		3
	5003727-4	1	-	-	-	-	EU	Cylinder head, exch	Cylinderhuvud, bytes	1)	3
2	1378960-7	16	-	-	-	-		• Valve guide	• Ventilstyrning	STD	2
	1378958-1	16	-	-	-	-		• Valve guide	• Ventilstyrning	0.S 0.1 mm	2
3	1378470-7	8	-	-	-	-		• Valve seat intake	• Ventilsäte insug	STD	2
	1378472-3	8	-	-	-	-		• Valve seat intake	• Ventilsäte insug	0.S 0.5 mm	2
	1378467-3	8	-	-	-	-		Valve seat exhaust	Ventilsäte utblås	STD	2
	1378469-9	8	-	-	-	-		• Valve seat exhaust	• Ventilsäte utblås	0.S 0.5 mm	2
4		10	-	-	-	-	NS	• Bearing cap	• Lageröverfall		
5	463690-8	2	-	-	-	-		• Guide sleeve	• Styrhylsa		3
6	953049-4	10	-	-	-	-		• Stud	• Pinnskruv		2
7	953062-7	10	-	-	-	-		• Stud	• Pinnskruv		2
8	953058-5	5	-	-	-	-		• Stud	• Pinnskruv		2
9	968862-3	25	-	-	-	-		• Flange nut	• Flänsmutter		8
10	946780-4	2	-	-	-	-		• Cap plug	• Hattplugg		2
11		1	-	-	-	-	NS	• Cap plug	• Hattplugg		
11a	1161059-9	1	-	-	-	-		Chemical gasket	Flytande packning		6
12	3514436-9	1	-	-	-	-		Camshaft, l.h. intake	Kamaxel, v insug		2
	3514438-5	1	-	-	-	-		Camshaft, r.h. exhaust	Kamaxel, h utblås		2
13	949433-7	2	-	-	-	-		• Spring pin	• Rörpinne		2
14	1306334-2	2	-	-	-	-		Seal	Tätning		2
15	1378375-8	2	-	-	-	-		Pulley	Kuggremhjul		3
16	463580-1	2	-	-	-	-		Washer	Bricka		2
17	970952-8	2	-	-	-	-		Screw	Skruv		2
18	1378473-1	8	-	-	-	-		Inlet valve	Inloppsventil		3
	3514491-4	8	-	-	-	-		Exhaust valve	Avgasventil		2
☆ 19	3517860-7	16	-	-	-	-		Valve seal	Ventiltätning	(1317772)	2
20	1317794-4	16	-	-	-	-		Valve spring washer	Ventilfjäderbricka		2
21	3514492-2	16	-	-	-	-		Valve spring	Ventilfjäder		2
22	1317796-9	16	-	-	-	-		Valve spring washer	Ventilfjäderbricka		2
23	1378130-7	32	-	-	-	-		Valve collet	Ventillås		2
24	1317798-5	16	-	-	-	-		Tappet	Ventillyftare		2
25	967835-0	15	-	-	-	-		Stud	Pinnskruv		2
26	968458-0	15	-	-	-	-		Flange cap nut	Flänshattmutter		2
27	1378475-6	1	-	-	-	-		Gasket	Packning		1
28	1317761-3	7	-	-	-	-		Screw	Skruv		2
29	1326239-9	3	-	-	-	-		Screw	Skruv		2
30	947660-7	4	-	-	-	-		Plug	Plugg		2
31	1378853-4	1	-	-	-	-		Gasket	Packning		1
32	1317762-1	1	-	-	-	-		Valve cover	Ventilkåpa		4
33	940096-1	1	-	-	-	-		Gasket	Packning		2
☆ 34	3547599-5	1	-	-	-	-		Filler cap	Påfyllningslock	(1378985)	2
35	1326876-8	1	-	-	-	-		Cover	Kåpa		3
36	1357937-0	2	-	-	-	-		Screw	Skruv		2
37	463416-8	1	-	-	-	-		Seal	Tätning		1
38	3514296-7	4	-	-	-	-		O-ring	O-ring		2
40	1332645-9	1	-	-	-	-		Sleeve fitting of valve seals	Hylsa montering ventiltätning		2
41	271393-1	1	-	-	-	-		Gasket kit	Packningsats		1
								Valve cover	Ventilkåpa		

1) Valves are included. / Ventiler ingår.

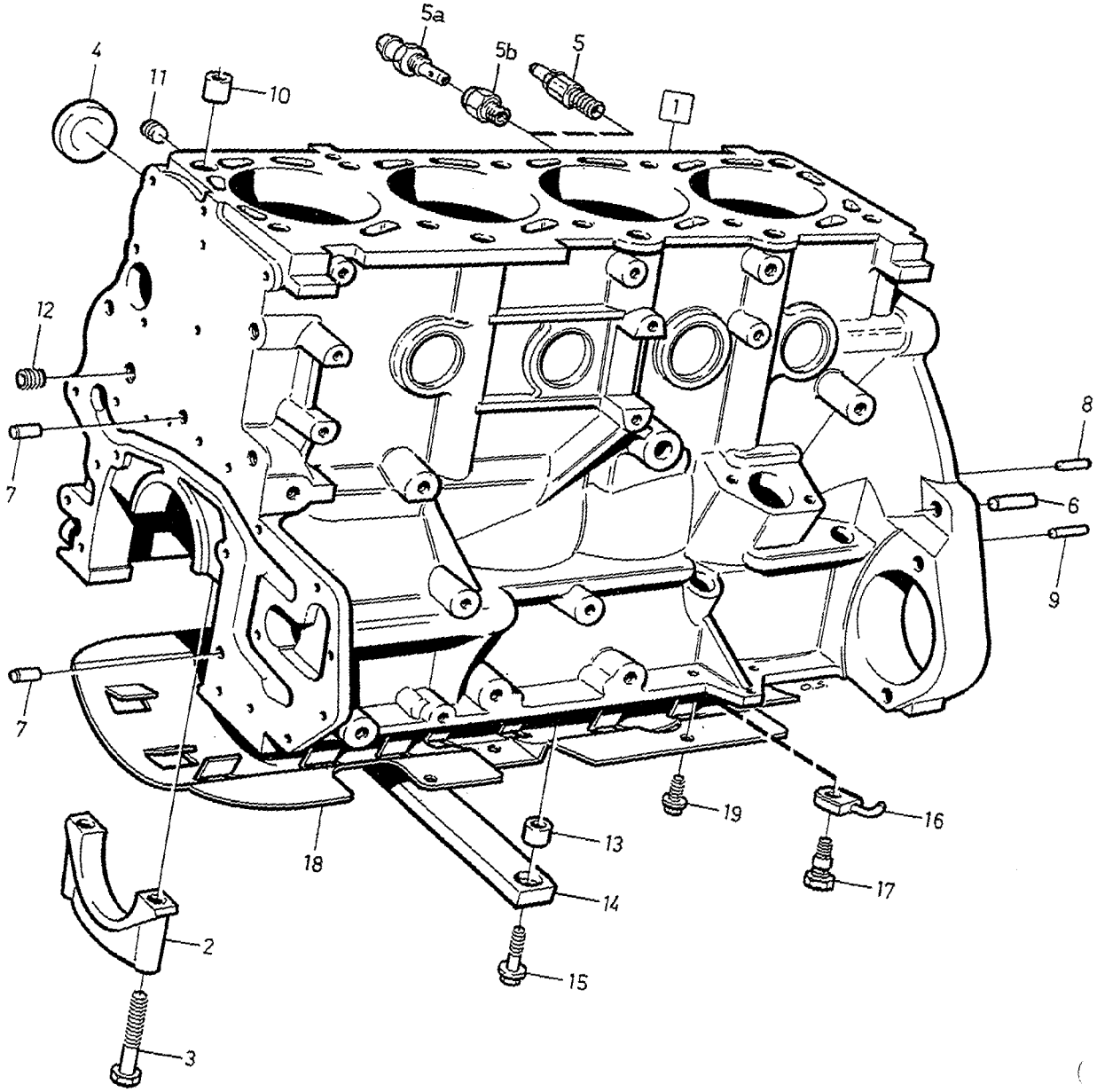

VOLVO
Genuine Parts
PV 212 54859

A
B
C
D
E

ENGINE BLOCK — CYLINDERBLOCK

Group / Grupp: 21

Page / Sida: 123

B204GT

Fig	Part No. / Artikel nr	Quantity / Antal A	B	C	D	E	PS	Description	Benämning	Notes / Anmärkning	SR
1	3514509-3	1	-	-	-	-		Cylinder block	Cylinderblock		5
2		5	-	-	-	-	NS	• Main bearing cap	• Ramlageröverfall		
☆ 3	970908-0	10	-	-	-	-		• Screw	• Skruv	(945799)	2
4	1542263-7	8	-	-	-	-		• Expansion plug	• Expansionsplugg	ALTER 1	3
☆	3531239-6	8	-	-	-	-		• Cap plug	• Hattplugg	ALTER 2	3
5	*(947894)*	1	-	-	-	-	SP	Drain cock	Avtappningskran	ALTER 1 REPL 1 PCS 3531384-0, 1 PCS 3531383-2.	2
5a	3531384-0	1	-	-	-	-		Nipple	Nippel	ALTER 2	2
5b	3531383-2	1	-	-	-	-		Nut	Mutter	ALTER 2	2
6	19730-1	2	-	-	-	-		Pin	Pinne		2
7	950562-9	2	-	-	-	-		Pin	Pinne		2
8	950542-1	1	-	-	-	-		Pin	Pinne		2
9	950586-8	1	-	-	-	-		Locating pin	Styrpinne		2
10	415311-0	2	-	-	-	-		Sleeve	Hylsa		2
11	968145-3	1	-	-	-	-		Plug	Propp		2
12	192134-5	2	-	-	-	-		Plug	Propp		2
13	1346433-4	2	-	-	-	-		Guide sleeve	Styrhylsa		4
14	3531437-6	1	-	-	-	-		Stay	Stag		4
15	946470-2	2	-	-	-	-		Flange screw	Flänsskruv		2
16	3517955-5	4	-	-	-	-		Jet	Munstycke		3
17	3517951-4	4	-	-	-	-		Hollow screw	Hålskruv		3
18	3531227-1	1	-	-	-	-		Plate	Plåt		4
19	945358-0	5	-	-	-	-		Flange screw	Flänsskruv		2

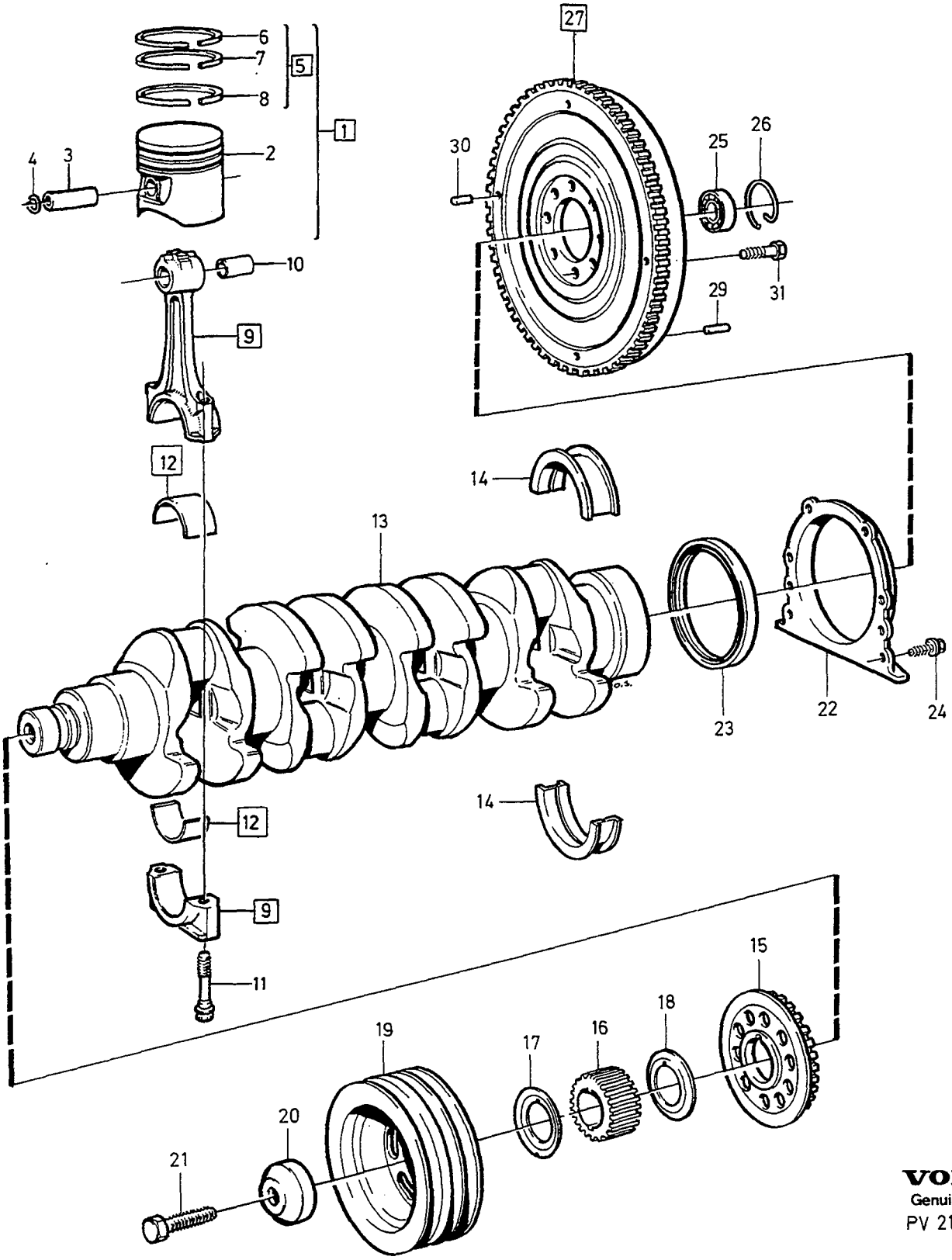

VOLVO
Genuine Parts
PV 213 54198

A
B
C
D
E

CRANK MECHANISM VEVMEKANISM

Group Grupp 21

Page Sida 125

B204GT

Fig	Part No. Artikel nr	Quantity / Antal A	B	C	D	E	PS	Description	Benämning	Notes Anmärkning	SR
1		1	-	-	-	-	NS	Piston kit complete	Kolvsats komplett		
	271276-8	4	-	-	-	-		• Piston kit	• Kolvsats	STD MARKED D	2
	271277-6	4	-	-	-	-		• Piston kit	• Kolvsats	STD MARKED G	2
	271278-4	4	-	-	-	-		• Piston kit	• Kolvsats	O.S 0.3 mm	2
	271279-2	4	-	-	-	-		• Piston kit	• Kolvsats	O.S 0.6 mm	2
2		4	-	-	-	-	KN	•• Piston	•• Kolv		
3		4	-	-	-	-	KN	•• Gudgeon pin	•• Kolvtapp		
4	1346593-5	8	-	-	-	-	IK	•• Retaining ring	•• Spårring		2
5	271280-0	1	-	-	-	-	IK	•• Piston ring kit	•• Kolvringsats	STD	2
	271286-7	1	-	-	-	-	IK	•• Piston ring kit	•• Kolvringsats	O.S 0.3 mm	2
	271287-5	1	-	-	-	-	IK	•• Piston ring kit	•• Kolvringsats	O.S 0.76 mm	2
6		4	-	-	-	-	KN	••• Compression ring	••• Kompressionsring		
7		4	-	-	-	-	KN	••• Compression ring	••• Kompressionsring		
8		4	-	-	-	-	KN	••• Oil deflector ring	••• Oljeavkastarring		
	271452-5	1	-	-	-	-		Connecting rod kit	Vevstaksats		3
9		4	-	-	-	-	NS	• Connecting rod	• Vevstake		
10	1346392-2	4	-	-	-	-		•• Bearing bushing	•• Lagerbussning		2
11	1326296-9	8	-	-	-	-		•• Screw	•• Skruv		2
12	270136-5	1	-	-	-	-		Big end bearing kit	Vevstakslagersats	STD	2
	270137-3	1	-	-	-	-		Big end bearing kit	Vevstakslagersats	U.S 0.25 mm	5
	270138-1	1	-	-	-	-		Big end bearing kit	Vevstakslagersats	U.S 0.5 mm	5
13	1378981-3	1	-	-	-	-		Crankshaft	Vevaxel		5
14	270906-1	1	-	-	-	-		Main bearing kit	Ramlagersats	STD	2
	270907-9	1	-	-	-	-		Main bearing kit	Ramlagersats	U.S 0.3 mm	2
	270908-7	1	-	-	-	-		Main bearing kit	Ramlagersats	U.S 0.6 mm	2
15	3514375-9	1	-	-	-	-		Pulley	Kuggremhjul		3
16	1378376-6	1	-	-	-	-		Pulley	Kuggremhjul		3
17	1357621-0	1	-	-	-	-		Locating plate front	Styrplåt främre		3
18	3531184-4	1	-	-	-	-		Locating plate rear	Styrplåt bakre	(1357620)	3
19	1378216-4	1	-	-	-	-		Vibration damper	Svängningsdämpare		3
20	1336822-0	1	-	-	-	-		Washer	Bricka		2
21	963321-5	1	-	-	-	-		Bolt	Bult		2
22	463263-4	1	-	-	-	-		Sealing flange	Tätningsfläns		4
23	3514312-2	1	-	-	-	-		Sealing ring	Tätningsring		2
24	946544-4	6	-	-	-	-		Flange screw	Flänsskruv	(968869)	2
25	181799-8	1	-	-	-	-		Ball bearing	Kullager		2
26	191848-1	1	-	-	-	-		Retaining ring	Spårring		2
27	1378112-5	1	-	-	-	-		Flywheel	Svänghjul	MAN.TRANS	4
28	1326333-0	1	-	-	-	-		• Gear ring	• Kuggkrans		4
29	950543-9	3	-	-	-	-		• Locating pin	• Styrpinne		2
30	1332078-3	2	-	-	-	-		• Pin	• Pinne		2
31	946379-5	8	-	-	-	-		Screw	Skruv		2

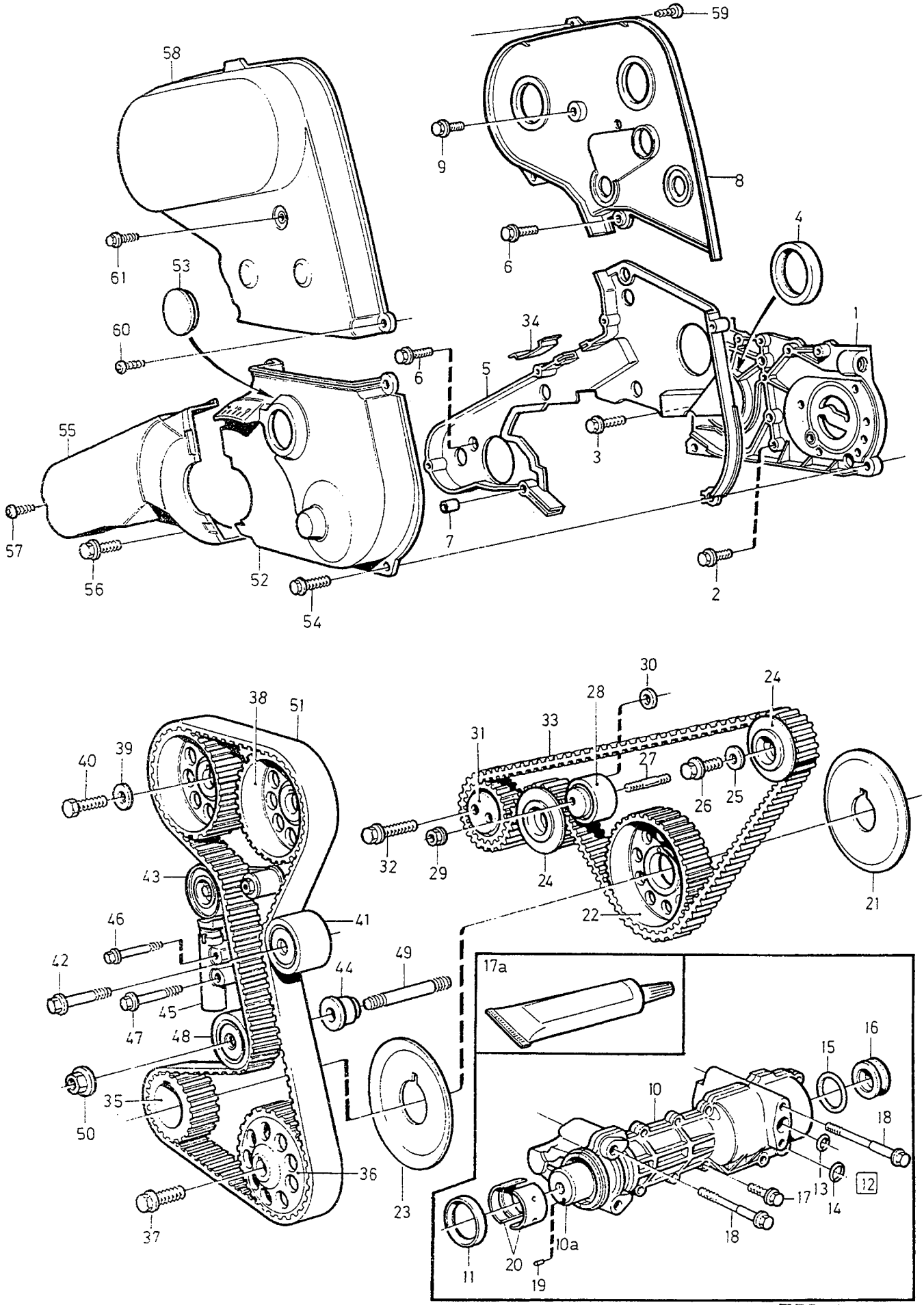

VOLVO
Genuine Parts
PV 214 52607

A
B
C
D
E

BELT TRANSMISSION AUTOMATIC BELT TENSIONER — REMTRANSMISSION AUTOMATISK KAMAXELREMSPÄNNARE

Group Grupp 21

Page Sida 127

B204GT

Fig	Part No. Artikel nr	Quantity / Antal A	B	C	D	E	PS	Description	Benämning	Notes Anmärkning	SR
1	3507137-2	1	-	-	-	-		Sealing flange	Tätningsfläns		4
2	965212-4	1	-	-	-	-		Flange screw	Flänsskruv	LG 35 mm.	2
	946544-4	11	-	-	-	-		Flange screw	Flänsskruv	LG 16 mm.	2
3	942001-9	1	-	-	-	-		Screw	Skruv	(942001)	2
4	1276424-7	1	-	-	-	-		Seal	Tätning		2
5	3531272-7	1	-	-	-	-		Belt protector	Remskydd		4
6	948893-3	2	-	-	-	-		Flange screw	Flänsskruv		2
7	911234-3	1	-	-	-	-		Spacer tube	Distansrör		4
8	3531271-9	1	-	-	-	-		Belt protector	Remskydd		4
9	948893-3	1	-	-	-	-		Flange screw	Flänsskruv		2
10	1326243-1	1	-	-	-	-		Bal. shaft housing, l.h.	Balansaxelhus, v		5
	1326325-6	1	-	-	-	-		Bal. shaft housing, r.h.	Balansaxelhus, h		5
☆ 10a	3547956-7	2	-	-	-	-		Balance shaft	Balansaxel	B204 (1378182)	3
☆	3547957-5	2	-	-	-	-		Balance shaft	Balansaxel	B234 (1378181)	3
11	3514943-4	2	-	-	-	-		Sealing ring	Tätningsring		2
12	270873-3	1	-	-	-	-		Gasket kit	Packningsats		3
13	1326572-3	2	-	-	-	-		•O-ring	•O-ring		2
14	1326571-5	2	-	-	-	-		•O-ring	•O-ring		2
15	1326573-1	2	-	-	-	-		•O-ring	•O-ring		2
16	1326246-4	2	-	-	-	-		•Sealing washer	•Tätningsbricka		2
17	947542-7	18	-	-	-	-		•Flange screw	•Flänsskruv		2
17a	1161059-9	1	-	-	-	-		Chemical gasket	Flytande packning		6
18	1357939-6	2	-	-	-	-		Screw	Skruv	LG 113 mm.	2
	1326437-9	6	-	-	-	-		Screw	Skruv	LG 98 mm.	2
19	463690-8	2	-	-	-	-		Guide sleeve	Styrhylsa		3
20	270869-1	1	-	-	-	-		Balance shaft bearing kit	Balansaxellagersats		3
21	3531184-4	1	-	-	-	-		Locating plate	Styrplåt		3
22	3514375-9	1	-	-	-	-		Pulley	Kuggremhjul		3
23	1357621-0	1	-	-	-	-		Locating plate	Styrplåt		3
☆ 24	3531919-3	2	-	-	-	-		Pulley	Kuggremhjul	(1378126)	3
25	960143-6	2	-	-	-	-		Washer	Bricka		2
26	970949-4	2	-	-	-	-		Screw	Skruv	(955319)	2
27	948606-9	1	-	-	-	-		Stud	Pinnskruv		2
28	1357936-2	1	-	-	-	-		Idler pulley	Brytrulle		3
29	945407-5	1	-	-	-	-		Flange nut	Flänsmutter		2
30	1357663-2	1	-	-	-	-		Spacer	Distans		3
☆ 31	3547543-3	1	-	-	-	-		Tension pulley	Spännrulle		3
32	959242-9	1	-	-	-	-		Screw	Skruv		2
33	3547459-2	1	-	-	-	-		Tooth belt	Kuggrem		2
34	1346560-4	1	-	-	-	-		Belt stop	Remstopp		3
35	1378376-6	1	-	-	-	-		Pulley	Kuggremhjul		3
36	3531087-9	1	-	-	-	-		Pulley	Kuggremhjul		3
37	968895-3	1	-	-	-	-		Flange screw	Flänsskruv		3
38	1378375-8	2	-	-	-	-		Pulley	Kuggremhjul		3
39	463580-1	2	-	-	-	-		Washer	Bricka		2
40	970952-8	2	-	-	-	-		Screw	Skruv	(955322)	2
41	1326284-5	1	-	-	-	-		Idler pulley	Brytrulle		3
42	965216-5	1	-	-	-	-		Flange screw	Flänsskruv	(955301)	2
43	3531186-9	1	-	-	-	-		Tension pulley	Spännrulle		3
44	1357684-8	1	-	-	-	-		Spacer	Distans		3
45	3531187-7	1	-	-	-	-		Damping element	Dämpelement		3
46	965217-3	1	-	-	-	-		Flange screw	Flänsskruv		2
47	965188-6	1	-	-	-	-		Flange screw	Flänsskruv		2
48	3531279-2	1	-	-	-	-		Idler pulley	Brytrulle		3
49	952995-9	1	-	-	-	-		Stud	Pinnskruv		5
50	971071-6	1	-	-	-	-		Nut	Mutter		2
51	3531358-4	1	-	-	-	-		Tooth belt	Kuggrem		2
52	3531270-1	1	-	-	-	-		Belt protector	Remskydd		4
53	1320164-5	1	-	-	-	-		•Plug	•Plugg		2
54	948356-1	1	-	-	-	-		Flange screw	Flänsskruv		2
55	1378654-6	1	-	-	-	-		Belt protector	Remskydd		4
56	965213-2	1	-	-	-	-		Flange screw	Flänsskruv		2

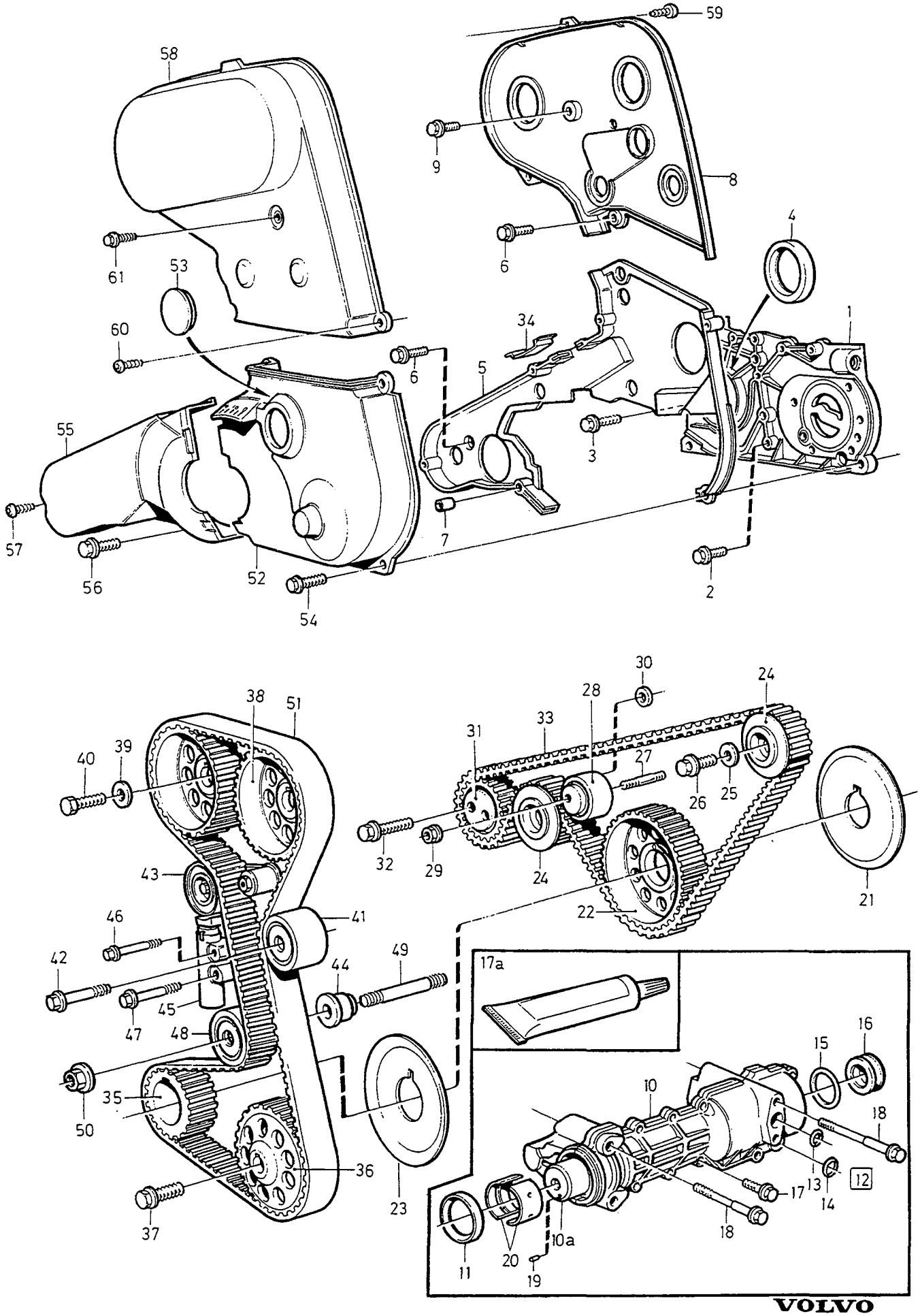

VOLVO
Genuine Parts
PV 214 52607

A		BELT TRANSMISSION AUTOMATIC BELT TENSIONER	REMTRANSMISSION AUTOMATISK KAMAXELREMSPÄNNARE	Group Grupp 21
B				
C				
D				Page Sida 129
E		B204GT		

Fig	Part No. Artikel nr	Quantity / Antal A	B	C	D	E	P S	Description	Benämning	Notes Anmärkning	S R
57	972577-1	2	-	-	-	-		Screw	Skruv		2
58	3531269-3	1	-	-	-	-		Belt protector	Remskydd		4
59	972577-1	1	-	-	-	-		Screw	Skruv		2
60	969417-5	1	-	-	-	-		Screw	Skruv	L 25	2
	975422-7	1	-	-	-	-		Screw	Skruv	L 50	2
61	946934-7	1	-	-	-	-		Flange screw	Flänsskruv	L 20	2
	948356-1	1	-	-	-	-		Flange screw	Flänsskruv	L 30	2

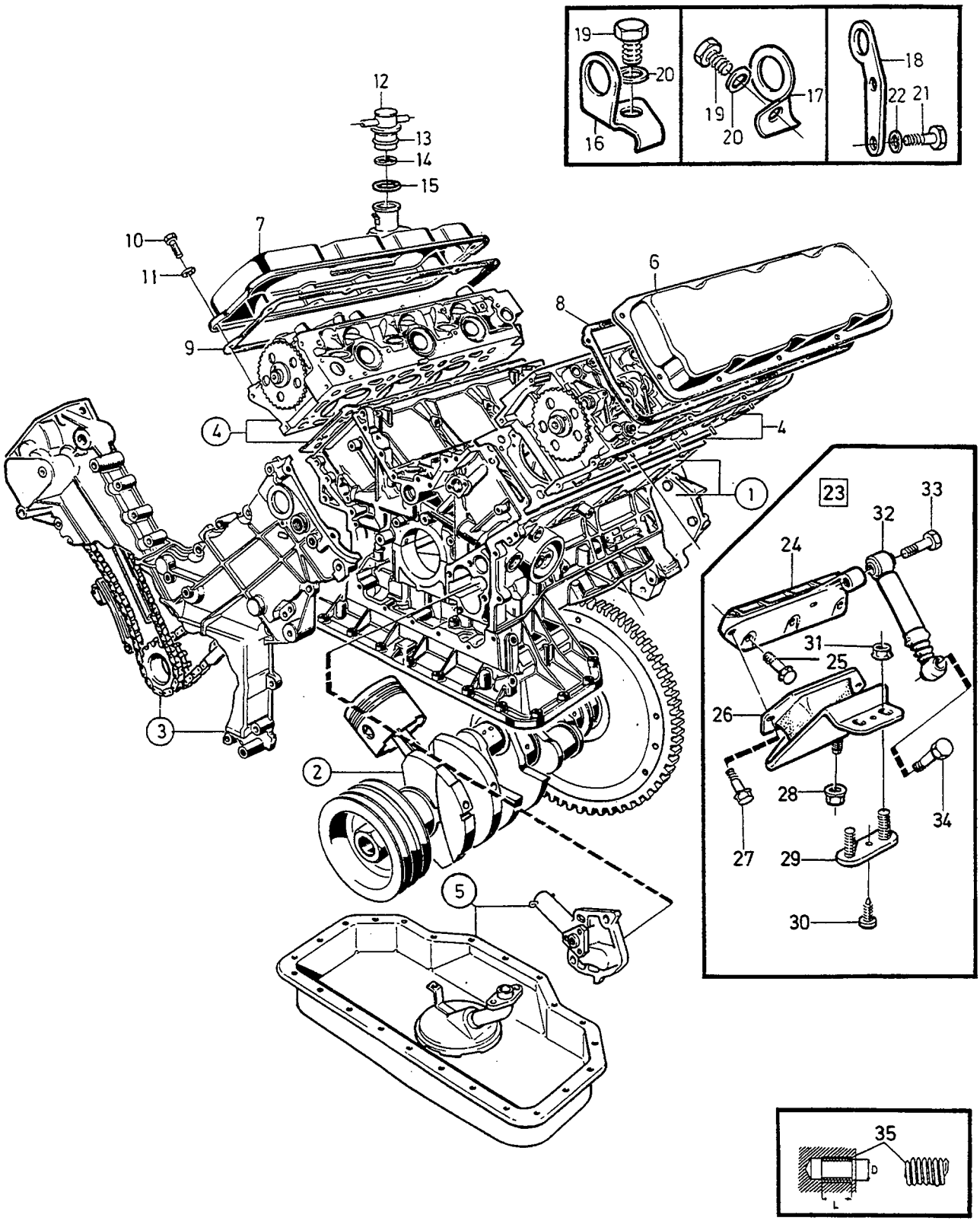

VOLVO
Genuine Parts
PV 210 46049

A	B280E
B	B280F
C	
D	
E	

ENGINE WITH FITTINGS — MOTOR MED MONTERINGSDETALJER

B280

Group / Grupp 21

Page / Sida 131

Fig	Part No. / Artikel nr	Quantity / Antal A	B	C	D	E	PS	Description	Benämning	Notes / Anmärkning	SR
1		1	1	-	-	-		Engine block	Cylinderblock	SEE 21 • 137	
2		1	1	-	-	-		Crank mechanism	Vevmekanism	SEE 21 • 139	
3		1	1	-	-	-		Chain transmission	Kedjetransmission	SEE 21 • 141	
4		1	1	-	-	-		Cylinder head	Cylinderhuvud	SEE 21 • 133	
5		1	1	-	-	-		Lubricating system	Smörjsystem	SEE 22 • 177	
6	248153-9	1	1	-	-	-		Valve cover, l.h.	Ventilkåpa, v	(247950)	4
7	1271376-4	1	1	-	-	-		Valve cover, r.h.	Ventilkåpa, h		4
8	1271483-8	1	1	-	-	-		Gasket, l.h.	Packning, v		1
9	1271486-1	1	1	-	-	-		Gasket, r.h.	Packning, h	(1218306)	1
10	946480-1	10	10	-	-	-		Screw	Skruv	LG 25 mm	2
	947422-2	9	9	-	-	-		Screw	Skruv	LG 50 mm	2
	947943-7	2	2	-	-	-		Screw	Skruv	LG 55 mm	2
11	949114-3	21	21	-	-	-		Washer	Bricka		2
12	1218297-8	1	1	-	-	-		Filler cap	Påfyllningslock		2
13	947518-7	1	1	-	-	-		• Seal	• Tätning		2
14	1218004-8	1	1	-	-	-		Strainer	Sil		3
15		1	1	-	-	-	NS	O-ring	O-ring		
16	245916-2	1	1	-	-	-		Lifting eye rear	Lyftögla bakre		5
	245916-2	1	1	-	-	-		Lifting eye front	Lyftögla främre		5
17		1	1	-	-	-	NS	Lifting eye front	Lyftögla främre		
18	247731-3	1	1	-	-	-		Lifting eye rear	Lyftögla bakre		5
19	955295-1	3	3	-	-	-		Screw	Skruv		2
20	941907-8	3	3	-	-	-		Spring washer	Fjäderbricka		2
21	946515-4	2	2	-	-	-		Screw	Skruv		2
22	946599-8	2	2	-	-	-		Spring washer	Fjäderbricka		2
23		1	1	-	-	-	NS	Engine mountings	Motorupphängning		
24	1271337-6	1	1	-	-	-		• Engine anchorage, l.h.	• Motorfäste, v	(1330780)	3
	1271336-8	1	1	-	-	-		• Engine anchorage, r.h.	• Motorfäste, h	(1330779)	3
25	946173-2	6	6	-	-	-		• Flange screw	• Flänsskruv		2
26	1330774-9	1	1	-	-	-		• Cushion, l.h.	• Kudde, v		2
	1330777-2	1	1	-	-	-		• Cushion, r.h.	• Kudde, h		2
27	946173-2	4	4	-	-	-		• Flange screw	• Flänsskruv		2
28	948645-7	2	2	-	-	-		• Flange lock nut	• Flänslåsmutter		2
29	1330970-3	2	2	-	-	-		• Plate	• Platta		3
30	969473-8	2	2	-	-	-		• Screw	• Skruv	(955137) 'TORX'	2
31	948645-7	4	4	-	-	-		• Flange lock nut	• Flänslåsmutter		2
32	1271335-0	2	2	-	-	-		• Absorber	• Dämpare	1988-	3
33	970951-0	2	2	-	-	-		• Screw	• Skruv	1988- (955321)	2
34	948069-0	2	2	-	-	-		• Screw	• Skruv	(955298) 1988-	2
35	956014-5	X	X	-	-	-		Thread insert	Gänginsats	O.DIA M6X1,0. LG 9	2
	956015-2	X	X	-	-	-		Thread insert	Gänginsats	O.DIA M6X1,0. LG 12	2
	948015-3	X	X	-	-	-		Thread insert	Gänginsats	O.DIA M7X1,0. LG 10,5	2
	941843-5	X	X	-	-	-		Thread insert	Gänginsats	O.DIA M7X1,0. LG 14	2
	956019-4	X	X	-	-	-		Thread insert	Gänginsats	O.DIA M8X1,25. LG 16	2
	956022-8	X	X	-	-	-		Thread insert	Gänginsats	O.DIA M10X1,5. LG 15	2
	956023-6	X	X	-	-	-		Thread insert	Gänginsats	O.DIA M10X1,5 LG 20	2
	948094-8	X	X	-	-	-		Thread insert	Gänginsats	O.DIA M12X1,5. LG 12	2
	948095-5	X	X	-	-	-		Thread insert	Gänginsats	O.DIA M12X1,5. LG 24	2
	956028-5	X	X	-	-	-		Thread insert	Gänginsats	O.DIA M12X1,5. LG 24	2
	948756-2	X	X	-	-	-		Thread insert	Gänginsats	O.DIA M14X1,25. LG 14,5	2
	948758-8	X	X	-	-	-		Thread insert	Gänginsats	O.DIA M14X1,5. LG 10	2
	947847-0	X	X	-	-	-		Thread insert	Gänginsats	O.DIA M16X1,5. LG 12	2
	947843-9	X	X	-	-	-		Thread insert	Gänginsats	O.DIA M18X1,5. LG 13,5	2
		1	1	-	-	-		Gasket kits	Packningssats	SEE 21 • 143	

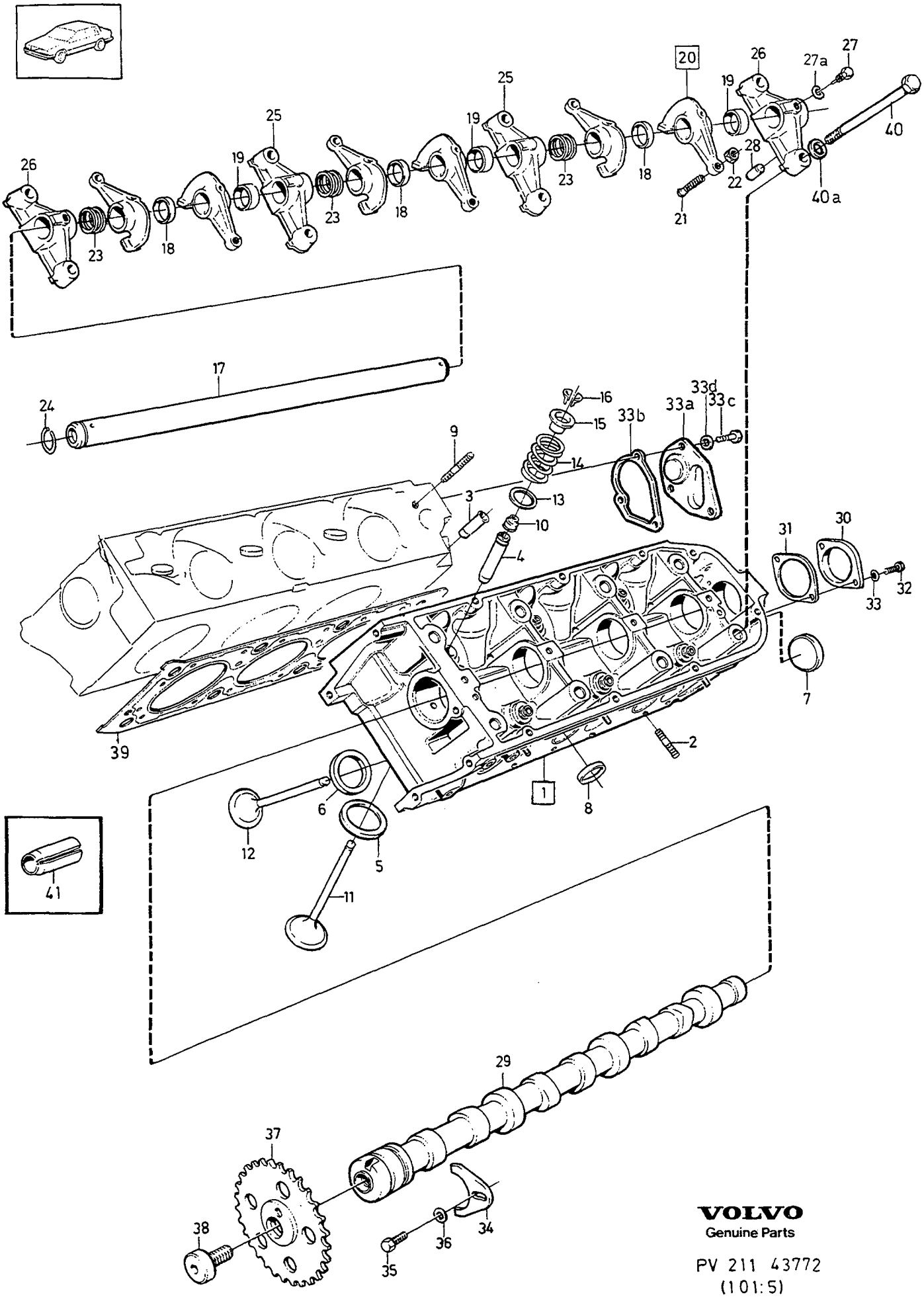

VOLVO
Genuine Parts

PV 211 43772
(101:5)

A	B280E
B	B280F
C	
D	
E	

CYLINDER HEAD — CYLINDERHUVUD

Group / Grupp 21

Page / Sida 133

B280

Fig	Part No. Artikel nr	Quantity / Antal A	B	C	D	E	PS	Description	Benämning	Notes Anmärkning	SR
1	1277982-3	1	-	-	-	-		Cylinder head, l.h.	Cylinderhuvud, v	EXC (D)(DK)(N)(S)(SF)	3
	9122085-5	1	-	-	-	-		Cylinder head, l.h.	Cylinderhuvud, v	(D)(DK)(N)(S)(SF) E.G.R Pulsair (9122008)	3
	9122087-1	-	1	-	-	-		Cylinder head, l.h.	Cylinderhuvud, v	(1277984)	3
	1277983-1	1	-	-	-	-		Cylinder head, r.h.	Cylinderhuvud, h	EXC (D)(DK)(N)(S)(SF)	3
	9122086-3	1	-	-	-	-		Cylinder head, r.h.	Cylinderhuvud, h	(D)(DK)(N)(S)(SF) E.G.R Pulsair (9122009)	3
	9122088-9	-	1	-	-	-		Cylinder head, r.h.	Cylinderhuvud, h	(1277985)	3
2	947412-3	12	12	-	-	-		• Stud	• Pinnskruv	(1218277)	2
3	1218064-2	1	1	-	-	-		• Nipple	• Nippel		2
4		6	6	-	-	-	NS	• Valve guide	• Ventilstyrning		
5		6	6	-	-	-	NS	• Valve seat intake	• Ventilsäte insug		
		6	6	-	-	-	NS	• Valve seat intake	• Ventilsäte insug		
		6	6	-	-	-	NS	• Valve seat intake	• Ventilsäte insug		
		6	6	-	-	-	NS	• Valve seat intake	• Ventilsäte insug		
6		6	6	-	-	-	NS	• Valve seat exhaust	• Ventilsäte utblås		
7	1218005-5	2	2	-	-	-		• Plug	• Propp		2
8	1218006-3	6	6	-	-	-		• Plug	• Propp		2
9	947412-3	1	1	-	-	-		• Stud	• Pinnskruv		2
10	1218193-9	12	12	-	-	-	IK	Seal	Tätning		2
11	247775-0	6	6	-	-	-		Inlet valve	Inloppsventil		4
12	247776-8	6	6	-	-	-		Exhaust valve	Avgasventil		4
13	947384-4	12	12	-	-	-		Washer	Bricka		2
14	1269143-2	12	12	-	-	-		Valve spring	Ventilfjäder		2
15	268948-7	12	12	-	-	-		Washer	Bricka		2
16	1218002-2	24	24	-	-	-		Valve collet	Ventillås		2
17	1218102-0	2	2	-	-	-		Rocker arm shaft	Vipparmsaxel	CH -6499	4
☆	1218400-8	2	2	-	-	-		Rocker arm shaft	Vipparmsaxel	CH 6500- (1218289)	4
18	1218370-3	6	6	-	-	-		Spacer ring	Distansring	CH -6499 (1218341)	2
	1218370-3	6	6	-	-	-		Spacer ring	Distansring	CH 6500-	2
19	245106-0	6	6	-	-	-		Spacer ring	Distansring	CH -6499	2
	1218371-1	6	6	-	-	-		Spacer ring	Distansring	CH 6500-	2
20	271079-6	12	12	-	-	-		Rocker arm kit steel	Vipparmsats stål	CH -6499	3
☆	271617-3	12	12	-	-	-		Rocker arm kit aluminium alloy	Vipparmsats aluminium	CH 6500-	3
		1	1	-	-	-	NS	• Rocker arm steel	• Vipparm stål	CH -6499	
	1218369-5	1	1	-	-	-		• Rocker arm aluminium alloy	• Vipparm aluminium	CH 6500-	3
21	1218033-7	1	1	-	-	-	IK	• Ball stud	• Kulbult		2
22	947390-1	1	1	-	-	-	IK	• Nut	• Mutter		2
23	245074-0	6	6	-	-	-		Spring	Fjäder		2
	1218372-9	6	6	-	-	-		Washer	Bricka	CH 6500-	2
24	947392-7	2	2	-	-	-		Retaining ring	Spårring		2
25	245162-3	4	4	-	-	-		Rocker arm shaft retainer	Vipparmsaxelstöd		4
26	245163-1	4	4	-	-	-		Rocker arm shaft retainer	Vipparmsaxelstöd		4
27	245031-0	2	2	-	-	-		Lock screw	Låsskruv		2
27a	941906-0	4	4	-	-	-		Spring washer	Fjäderbricka		2
28	947389-3	4	4	-	-	-		Pin	Pinne		2
29	247957-4	1	-	-	-	-		Camshaft, l.h.	Kamaxel, v		4
	247958-2	-	1	-	-	-		Camshaft, l.h.	Kamaxel, v		4
	247959-0	1	-	-	-	-		Camshaft, r.h.	Kamaxel, h		4
	247960-8	-	1	-	-	-		Camshaft, r.h.	Kamaxel, h		4
☆	30 1218395-0	1	1	-	-	-		Plug	Plugg	(1218383)	3
	31 1271510-8	1	1	-	-	-		Gasket	Packning	(247138)	2
	32 955269-6	2	2	-	-	-		Screw	Skruv		2
	33 941906-0	2	2	-	-	-		Spring washer	Fjäderbricka		2
	33a 247765-1	1	1	-	-	-		Cover	Lock		3
	33b 1271487-9	1	1	-	-	-		Gasket	Packning	(247766)	2
	33c 955269-6	3	3	-	-	-		Screw	Skruv		2
	33d 941906-0	3	3	-	-	-		Spring washer	Fjäderbricka		2
	34 245370-2	2	2	-	-	-		Thrust washer	Tryckbricka		3
	35 946515-4	2	2	-	-	-		Screw	Skruv		2

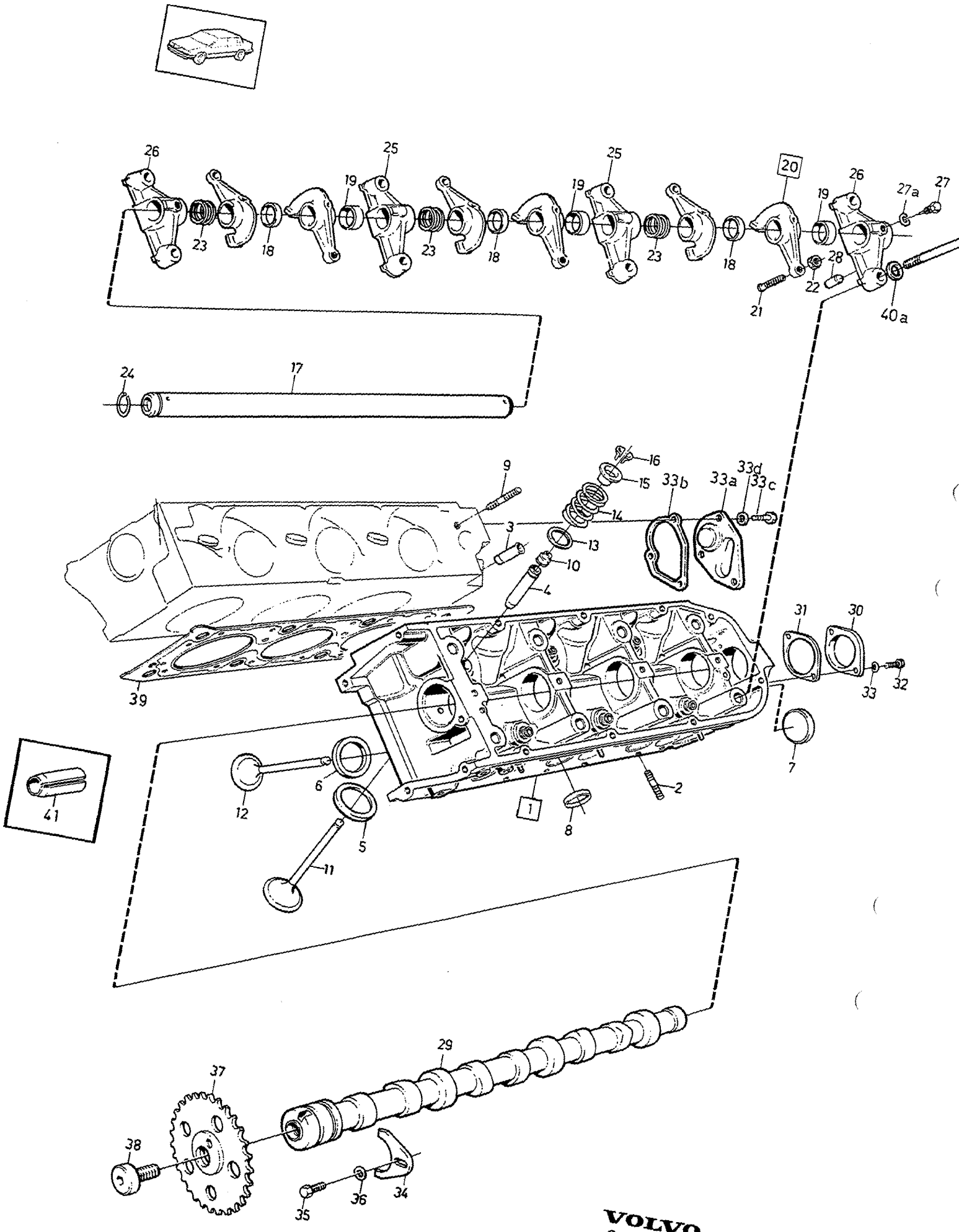

VOLVO
Genuine Parts

PV 211 43772
(101:5)

A	B280E
B	B280F
C	
D	
E	

CYLINDER HEAD — CYLINDERHUVUD

B280

Group / Grupp 21

Page / Sida 135

Fig	Part No. Artikel nr	Quantity / Antal A	B	C	D	E	PS	Description	Benämning	Notes Anmärkning	SR
36	1218123-6	2	2	-	-	-		Washer	Bricka		2
37	247955-8	1	1	-	-	-		Chain gear	Kedjehjul	L.H.	3
	1218361-2	1	1	-	-	-		Chain gear	Kedjehjul	R.H.	3
38	245056-7	2	2	-	-	-		Screw	Skruv		2
39	1271496-0	1	1	-	-	-	IK	Gasket, l.h.	Packning, v	(1218200)	1
	1271497-8	1	1	-	-	-	IK	Gasket, r.h.	Packning, h	(1218201)	3
40	246949-2	16	16	-	-	-		Screw	Skruv		2
40a	1218127-7	16	16	-	-	-		Washer	Bricka		2
41	951987-7	2	2	-	-	-		Spring pin	Rörpinne		2

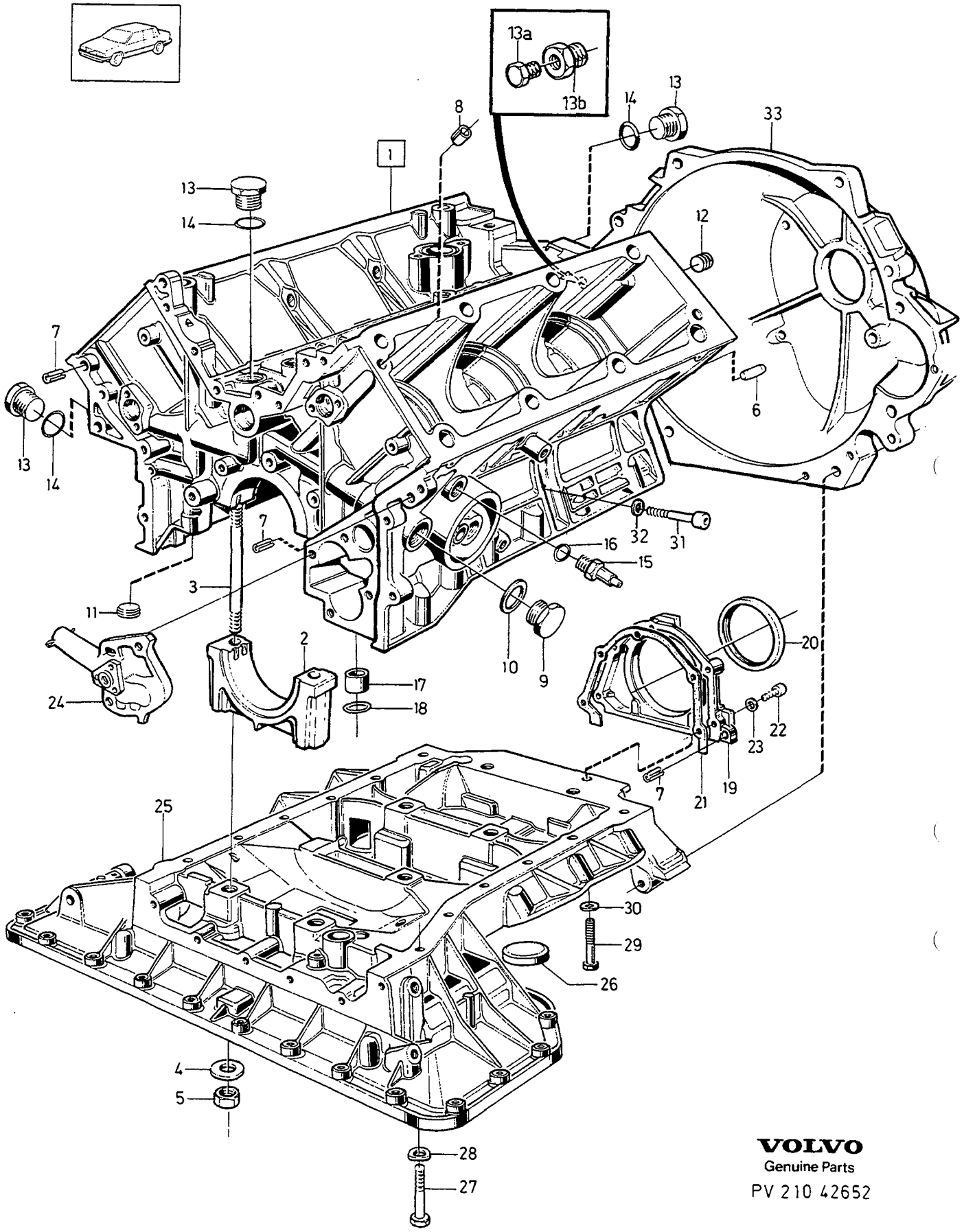

VOLVO
Genuine Parts
PV 210 42652

A
B
C
D
E

ENGINE BLOCK — CYLINDERBLOCK

Group / Grupp 21

Page / Sida 137

B280

Fig	Part No. / Artikel nr	Quantity / Antal A	B	C	D	E	P S	Description	Benämning	Notes / Anmärkning	S R
1	*(1277986)*	1	-	-	-	-	SP	Cylinder block	Cylinderblock	ENG -14417 REPL 1 PCS 9122075-6 1 PCS 1218360-4	5
	9122075-6	1	-	-	-	-		Cylinder block	Cylinderblock	ENG 14418-	5
2		1	-	-	-	-	NS	• Bearing cap	• Lageröverfall		
3	1218376-0	8	-	-	-	-		• Stud	• Pinnskruv	(1218077)	2
4	1218026-1	8	-	-	-	-		• Washer	• Bricka		2
5	955803-2	8	-	-	-	-		• Nut	• Mutter		2
6		2	-	-	-	-	NS	• Pin	• Pinne		
7	951987-7	3	-	-	-	-		• Spring pin	• Rörpinne		2
8	947382-8	4	-	-	-	-		• Spring pin	• Rörpinne	O.DIA 16X14	2
9	1218146-7	1	-	-	-	-		• Plug	• Propp	M25	2
10	1218332-3	1	-	-	-	-		• Gasket	• Packning	(1218023)	2
11	*1218020*	1	-	-	-	-	OP	• Plug	• Propp	M12	2
12	1218019-6	2	-	-	-	-		• Plug	• Propp	O.DIA 14,5	2
	1218018-8	1	-	-	-	-		• Plug	• Propp		5
13	1218192-1	3	-	-	-	-		• Plug	• Propp	M18	2
13a	960630-2	1	-	-	-	-		• Plug	• Propp		2
13b	269503-9	1	-	-	-	-		• Intermediate section	• Mellanstycke		3
14	1218331-5	3	-	-	-	-		• Gasket	• Packning	(1218191)	2
15	1271562-9	2	-	-	-	-		• Drain cock	• Avtappningskran	(1269311)	2
16	957179-5	2	-	-	-	-		• Gasket	• Packning		2
17	245145-8	1	-	-	-	-		• Spacer ring	• Distansring		2
18	947386-9	1	-	-	-	-		• O-ring	• O-ring		2
19	245367-8	1	-	-	-	-		• Sealing flange	• Tätningsfläns		4
20	1218353-9	1	-	-	-	-		• Seal	• Tätning	(1218027)	2
21	245368-6	1	-	-	-	-		• Gasket	• Packning		2
22	947388-5	5	-	-	-	-		• Screw	• Skruv		2
23	946599-8	5	-	-	-	-		• Spring washer	• Fjäderbricka		2
24		1	-	-	-	-		• Oil pump	• Oljepump	SEE 22 • 177	
25	247439-3	1	-	-	-	-		Crankcase upper	Vevhus övre		5
26	1218005-5	2	-	-	-	-		• Plug	• Propp		2
27	955303-3	12	-	-	-	-		Screw	Skruv	M8X65	2
28	941907-8	12	-	-	-	-		Spring washer	Fjäderbricka		2
29	946518-8	2	-	-	-	-		Screw	Skruv	M7X40	2
30	946599-8	2	-	-	-	-		Spring washer	Fjäderbricka		2
31	1218301-8	4	-	-	-	-		Screw	Skruv		3
32	1218300-0	4	-	-	-	-		Washer	Bricka		3
33		-	-	-	-	-		Bell housing	Kopplingskåpa	SEE 43 • 597	

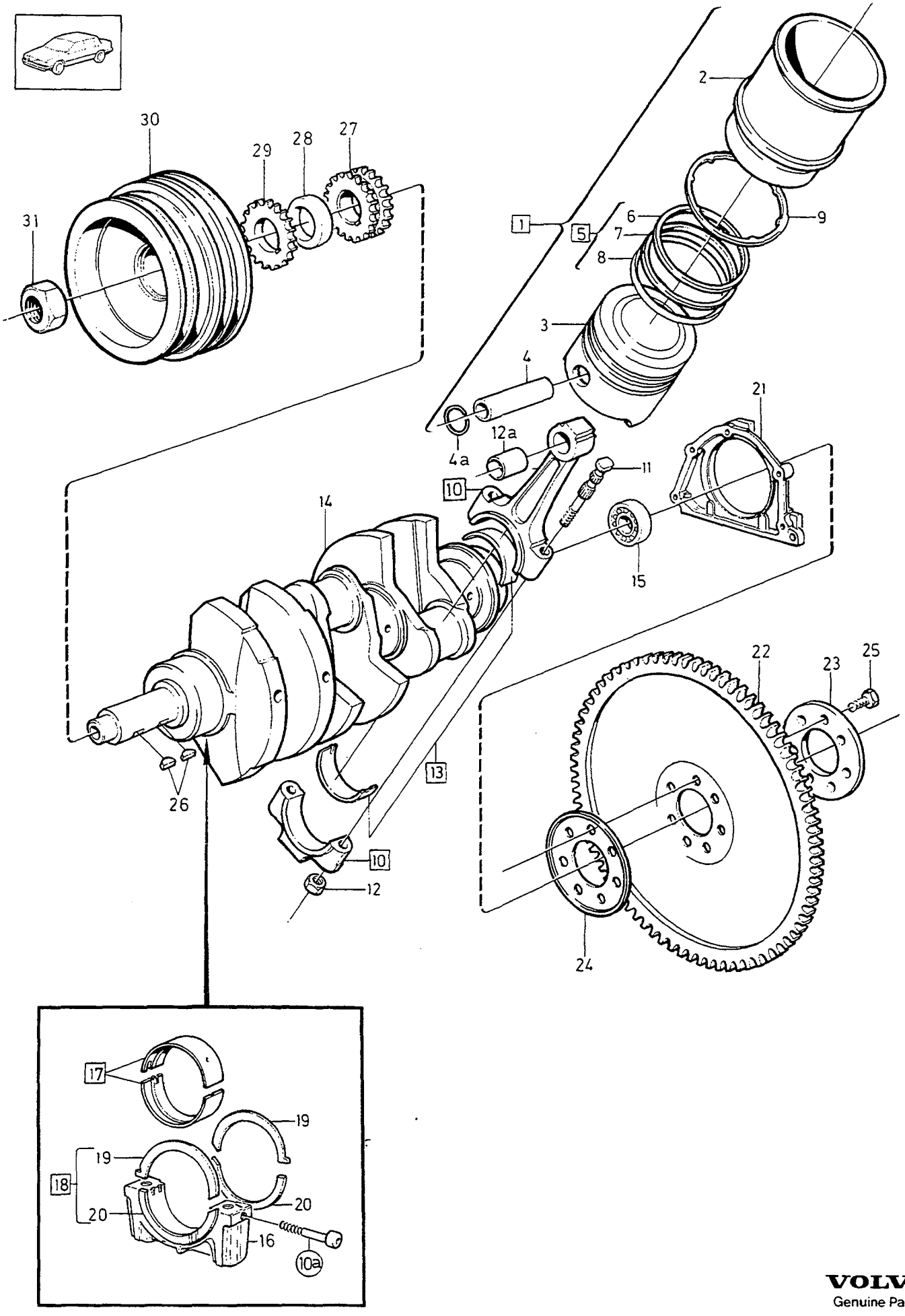

VOLVO
Genuine Parts
PV 210 43290
(101:3)

A
B
C
D
E

CRANK MECHANISM VEVMEKANISM

Group Grupp 21

Page Sida 139

B280

Fig	Part No. Artikel nr	Quantity / Antal A	B	C	D	E	PS	Description	Benämning	Notes Anmärkning	SR
1	270482-3	6	-	-	-	-		Cylinder liner kit	Cylinderfodersats	B280E	3
	270483-1	6	-	-	-	-		Cylinder liner kit	Cylinderfodersats	B280F	3
2		6	-	-	-	-	KN	• Cylinder liner	• Cylinderfoder		
3		6	-	-	-	-	KN	• Cylinder liner	• Cylinderfoder		
4		6	-	-	-	-	KN	• Gudgeon pin	• Kolvtapp		
4a		12	-	-	-	-	KN	• Retaining ring	• Spårring		
5	275343-2	6	-	-	-	-	IK	• Piston ring kit	• Kolvringsats		2
6		6	-	-	-	-	KN	• • Compression ring	• • Kompressionsring		
7		6	-	-	-	-	KN	• • Compression ring	• • Kompressionsring		
8		6	-	-	-	-	KN	• • Oil deflector ring	• • Oljeavkastarring		
☆ 9	1218421-4	X	-	-	-	-		Shim	Justerbleck	THK 0,15 mm (247966)	2
☆	1218422-2	X	-	-	-	-		Shim	Justerbleck	THK 0,12 mm (247967)	2
☆	1218423-0	X	-	-	-	-		Shim	Justerbleck	THK 0,1 mm (247968)	2
10	247946-7	6	-	-	-	-		Connecting rod	Vevstake		3
10a		4	-	-	-	-		Screw	Skruv	SEE 21 • 137	
11	1218384-4	12	-	-	-	-		• Screw	• Skruv	(247670)	2
12	1218283-8	12	-	-	-	-		• Nut	• Mutter		2
12a		6	-	-	-	-	NS	• Bushing	• Bussning		
13	270496-3	1	-	-	-	-		Big end bearing kit	Vevstakslagersats	STD	2
	270497	1	-	-	-	-	OP	Big end bearing kit	Vevstakslagersats	U.S 0,3 mm	5
		12	-	-	-	-		• Bearing shell	• Lagerskål		
14	247910-3	1	-	-	-	-		Crankshaft	Vevaxel		5
15	183848-1	1	-	-	-	-		Ball bearing	Kullager		2
16		4	-	-	-	-		Bearing cap	Lageröverfall	SEE 21 • 137	
17	270494-8	1	-	-	-	-		Main bearing kit	Ramlagersats	STD	2
	270495	1	-	-	-	-	OP	Main bearing kit	Ramlagersats	U.S 0,3 mm	5
		4	-	-	-	-	KN	• Bearing shell upper	• Lagerskål övre		
		4	-	-	-	-	KN	• Bearing shell lower	• Lagerskål undre		
18	270455-9	2	-	-	-	-		Thrust washer kit	Tryckbricksats	STD.THK 2,30-2,35 mm	2
	270456-7	2	-	-	-	-		Thrust washer kit	Tryckbricksats	O.S 0,10 mm	2
	270457-5	2	-	-	-	-		Thrust washer kit	Tryckbricksats	O.S 0,15 mm	2
	270458-3	2	-	-	-	-		Thrust washer kit	Tryckbricksats	O.S 0,20mm	2
19		2	-	-	-	-	KN	• Thrust washer upper	• Tryckbricka övre		
20		2	-	-	-	-	KN	• Thrust washer lower	• Tryckbricka undre		
21		1	-	-	-	-		Sealing flange	Tätningsfläns	SEE 21 • 137	
22	1269938-5	1	-	-	-	-		Flexplate	Medbringarplåt		4
23	1218380-2	1	-	-	-	-		Support plate	Stödplåt		4
24	269097-2	1	-	-	-	-		Support plate	Stödplåt		4
25	1218379-4	7	-	-	-	-		Screw	Skruv		2
26	947397-6	2	-	-	-	-		Key	Kil		2
27	245208-4	1	-	-	-	-		Sprocket	Kedjedrev		3
28	245110-2	1	-	-	-	-		Spacer sleeve	Distanshylsa		4
29	245088-0	1	-	-	-	-		Sprocket	Kedjedrev		3
30	1271443-2	1	-	-	-	-		Pulley	Remskiva		3
31	246400-6	1	-	-	-	-		Nut	Mutter		2

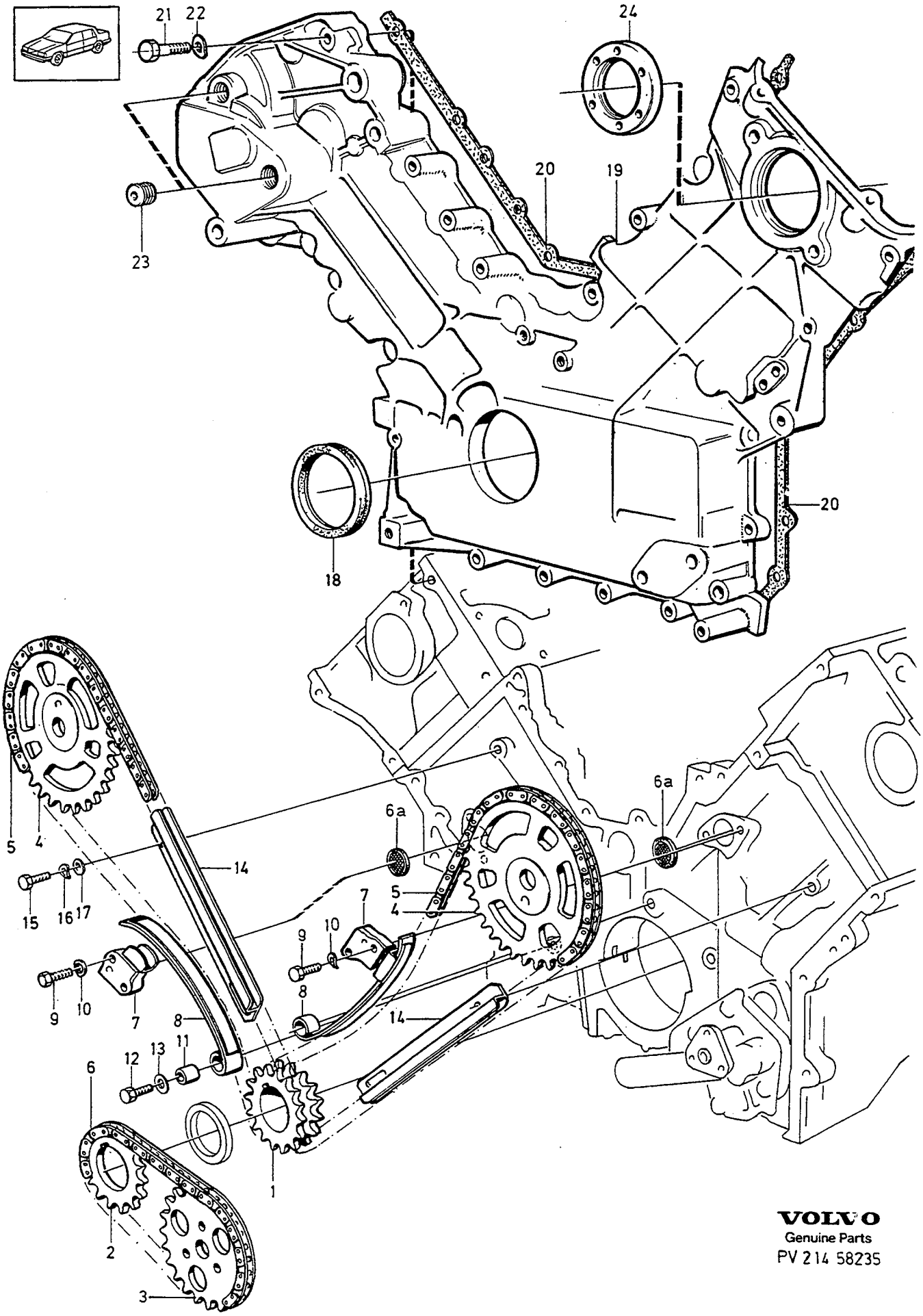

VOLVO
Genuine Parts
PV 214 58235

A
B
C
D
E

CHAIN TRANSMISSION — KEDJETRANSMISSION

Group / Grupp 21

Page / Sida 141

B280

Fig	Part No. Artikel nr	Quantity / Antal A	B	C	D	E	PS	Description	Benämning	Notes Anmärkning	SR
1		1	-	-	-	-		Sprocket	Kedjedrev	SEE 21•139	
2		1	-	-	-	-		Sprocket	Kedjedrev	SEE 21•139	
3		1	-	-	-	-		Sprocket	Kedjedrev	SEE 22•177	
4		1	-	-	-	-		Sprocket	Kedjedrev	SEE 21•133	
5	245301-7	2	-	-	-	-		Chain	Kedja		2
6	245548-3	1	-	-	-	-		Chain	Kedja		3
6a	247531-7	2	-	-	-	-		Filter washer	Filterbricka	(1218036)	3
7	247282-7	2	-	-	-	-		Chain tensioner	Kedjesträckare		3
8	246065-7	2	-	-	-	-		Plate	Platta		4
9	955276-1	4	-	-	-	-		Screw	Skruv		2
10	941906-0	4	-	-	-	-		Spring washer	Fjäderbricka		2
11	246064-0	2	-	-	-	-		Spacer sleeve	Distanshylsa		4
12	947405-7	2	-	-	-	-		Screw	Skruv		2
13	948708-3	4	-	-	-	-		Washer	Bricka		2
14	247528-3	2	-	-	-	-		Slide strip	Glidlist		3
15	955271-2	4	-	-	-	-		Screw	Skruv	(955270)	2
16	941906-0	4	-	-	-	-		Spring washer	Fjäderbricka		2
17	955892-5	4	-	-	-	-		Washer	Bricka		2
18	247576-2	1	-	-	-	-		Seal	Tätning		2
19	1218307-5	1	-	-	-	-		Timing gear casing	Transmissionskåpa		4
20	1271485-3	1	-	-	-	-		Gasket	Packning	(247675)	2
21	946480-1	4	-	-	-	-		Screw	Skruv	LG 25 mm	2
	946518-8	19	-	-	-	-		Screw	Skruv	LG 40 mm	2
	947943-7	1	-	-	-	-		Screw	Skruv	LG 55 mm	2
	948367-8	1	-	-	-	-		Screw	Skruv	LG 65 mm	2
	1218250-7	1	-	-	-	-		Screw	Skruv	LG 110 mm	5
22	946599-8	25	-	-	-	-		Spring washer	Fjäderbricka		2
23	1218035-2	4	-	-	-	-		Plug	Propp		3
24	1218239-0	1	-	-	-	-		Sealing ring	Tätningsring		2

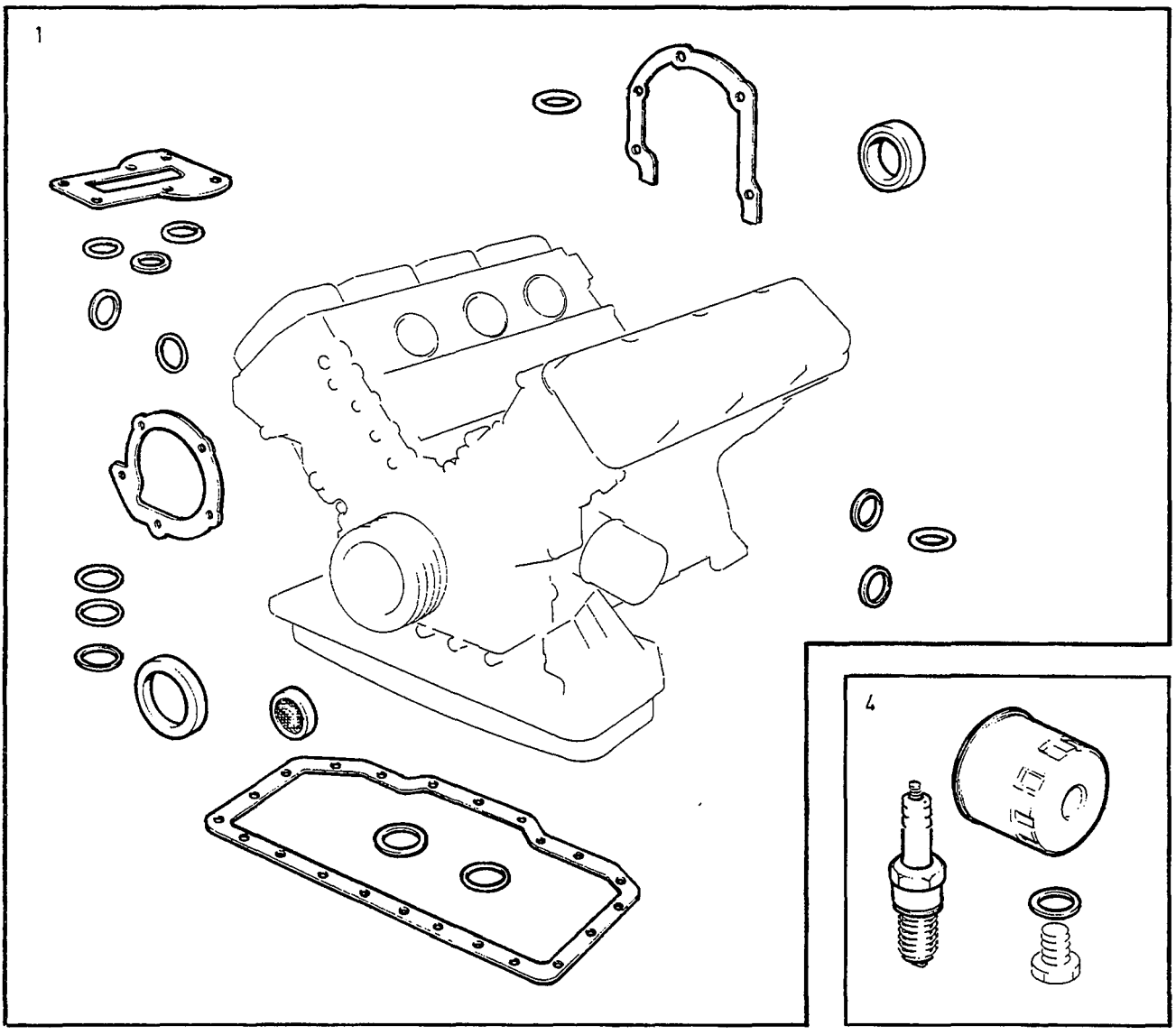

© VOLVO
Genuine Parts
PV 210 42688
(111:1)

A	B280E
B	B280F
C	
D	
E	

GASKET KITS SERVICE KITS — PACKNINGSSATS SERVICESATSER

Group / Grupp 21

Page / Sida 143

B280

Fig	Part No. Artikel nr	Quantity / Antal A	B	C	D	E	P S	Description	Benämning	Notes Anmärkning	S R
1		-	-	-	-	-		Gasket kits ..... supplementary overhaul	Packningssats ..... tillägg helrenovering		
		1	-	-	-	-	NS	•Gasket kit	•Packningsats		
		-	-	-	-	-		Gasket kits de-carb	Packningssats sotning		
2		1	-	-	-	-	NS	•Gasket kit ..... induction- and exhau.pipe	•Packningsats ..... insugnings-och avgasrör		
		-	-	-	-	-		•Supplementary kit de-carb ...	•Tilläggssats sotning		
3		1	-	-	-	-	NS	••Gasket kit	••Packningsats		
		-	-	-	-	-		Service kits	Servicesatser		
4	274063-7	1	-	-	-	-		•Service kit	•Servicesats	B280E (S)(N)(DK)(SF) B280F	1
	271100-0	1	-	-	-	-		•Service kit	•Servicesats	B280E EXC (S)(N)(DK)(SF)	1

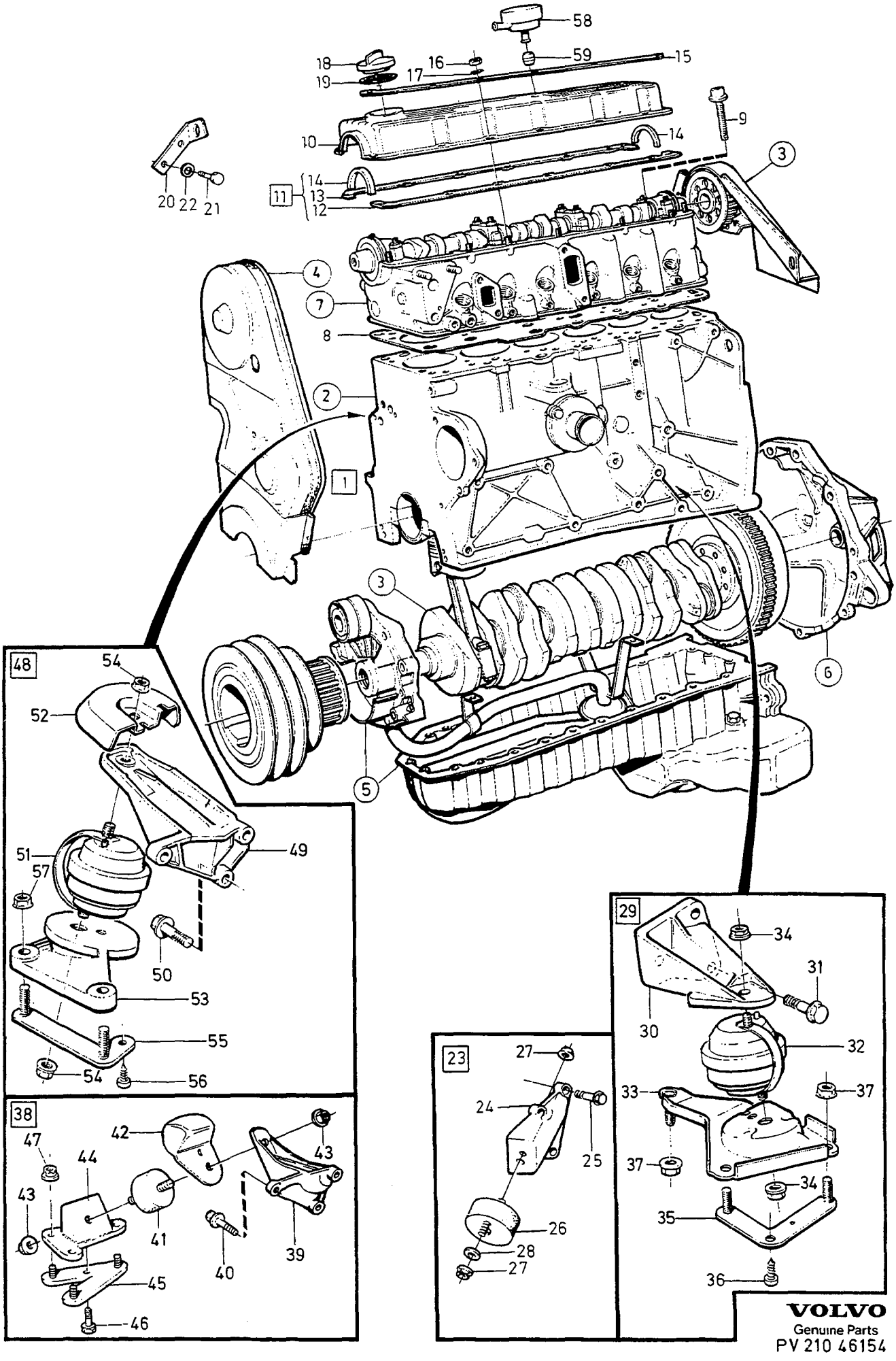

VOLVO
Genuine Parts
PV 210 46154

A
B
C
D
E

ENGINE WITH FITTINGS — MOTOR MED MONTERINGSDETALJER

Group / Grupp 21

Page / Sida 145

D24TIC

Fig	Part No. Artikel nr	Quantity / Antal A	B	C	D	E	PS	Description	Benämning	Notes Anmärkning	SR
1		1	-	-	-	-	NS	Engine block	Cylinderblock		
2		1	-	-	-	-		• Engine block	• Cylinderblock	SEE 21 • 153	
3		1	-	-	-	-		• Crank mechanism	• Vevmekanism	SEE 21 • 155	
4		1	-	-	-	-		• Belt transmission	• Remtransmission	SEE 21 • 159	
5		1	-	-	-	-		• Lubricating system	• Smörjsystem	SEE 22 • 179	
6		1	-	-	-	-		Bell housing	Kopplingskåpa	SEE GROUP 4	
7		1	-	-	-	-		Cylinder head	Cylinderhuvud	SEE 21 • 149	
8	1389257-5	1	-	-	-	-		Gasket	Packning	THK 1,4 mm	1
	1389258-3	1	-	-	-	-		Gasket	Packning	THK 1,5 mm	1
	1389259-1	1	-	-	-	-		Gasket	Packning	THK 1,6 mm	1
9	1328871-7	14	-	-	-	-		Flange screw	Flänsskruv		2
10	1328160-5	1	-	-	-	-		Valve cover	Ventilkåpa		4
11	275744-1	X	-	-	-	-		Gasket kit	Packningsats		1
								Valve cover	Ventilkåpa		
12		1	-	-	-	-	KN	• Gasket	• Packning		
13		1	-	-	-	-	KN	• Gasket	• Packning		
14		2	-	-	-	-	KN	• Seal	• Tätning		
15	1257030-5	2	-	-	-	-		Strip	List		3
16	955781-0	14	-	-	-	-		Nut	Mutter		2
17	941906-0	14	-	-	-	-		Spring washer	Fjäderbricka		2
18	1257031-3	1	-	-	-	-		Filler cap	Påfyllningslock		2
19	1257296-2	1	-	-	-	-		Gasket	Packning		2
20	1257179-0	1	-	-	-	-		Lifting eye	Lyftögla	-1986	5
	1328818-8	1	-	-	-	-		Lifting eye, front	Lyftögla, främre	1987-	5
21	955295-1	2	-	-	-	-		Screw	Skruv		2
22	941907-8	2	-	-	-	-		Spring washer	Fjäderbricka		2
23		1	-	-	-	-		Engine mountings	Motorupphängning	L.H. -1987	
24	1272088-4	1	-	-	-	-		• Engine anchorage, l.h.	• Motorfäste, v		3
25	946752-3	3	-	-	-	-		• Flange screw	• Flänsskruv		2
26	1229805-5	1	-	-	-	-		• Rubber cushion, l.h.	• Gummikudde, v		2
27	971098-9	2	-	-	-	-		• Flange lock nut	• Flänslåsmutter	(949279)	2
28	960148-5	1	-	-	-	-		• Washer	• Bricka		2
29		-	-	-	-	-		Engine mountings	Motorupphängning	L.H. 1988-	
30	1328855-0	1	-	-	-	-		• Engine anchorage, l.h.	• Motorfäste, v		3
31	946752-3	3	-	-	-	-		• Flange screw	• Flänsskruv		2
32	1328857-6	1	-	-	-	-		• Engine pad	• Motorkudde		2
33	1328858-4	1	-	-	-	-		• Engine bracket	• Motorkonsol		3
34	971098-9	2	-	-	-	-		• Flange lock nut	• Flänslåsmutter	(949279)	2
35	1328902-0	1	-	-	-	-		• Screw plate	• Skruvplatta		3
36	969473-8	1	-	-	-	-		• Screw	• Skruv	(955137) 'TORX'	2
37	948645-7	3	-	-	-	-		• Flange lock nut	• Flänslåsmutter		2
38		1	-	-	-	-		Engine mountings	Motorupphängning	R.H. -1987	
39	1272089-2	1	-	-	-	-		• Engine anchorage, r.h.	• Motorfäste, h		3
40	946752-3	3	-	-	-	-		• Flange screw	• Flänsskruv		2
41	1273736-7	1	-	-	-	-		• Rubber cushion, r.h.	• Gummikudde, h		2
42	1273737-5	1	-	-	-	-		• Shield	• Skärmplåt		2
43	971098-9	2	-	-	-	-		• Flange lock nut	• Flänslåsmutter	(949279)	2
44	1272510-7	1	-	-	-	-		• Engine bracket	• Motorkonsol		3
45	1272511-5	1	-	-	-	-		• Screw plate	• Skruvplatta		3
46	969473-8	1	-	-	-	-		• Screw	• Skruv	(955137) 'TORX'	2
47	948645-7	3	-	-	-	-		• Flange lock nut	• Flänslåsmutter		2
48		-	-	-	-	-		Engine mountings	Motorupphängning	R.H. 1988-	
49	1328856-8	1	-	-	-	-		• Engine anchorage, r.h.	• Motorfäste, h		3
50	946752-3	3	-	-	-	-		• Flange screw	• Flänsskruv		2
51	1328857-6	1	-	-	-	-		• Engine pad	• Motorkudde		2
52	1328862-6	1	-	-	-	-		• Shield	• Skärmplåt		2
53	1328861-8	1	-	-	-	-		• Engine bracket	• Motorkonsol		3
54	971098-9	2	-	-	-	-		• Flange lock nut	• Flänslåsmutter	(949279)	2
55	1357821-6	1	-	-	-	-		• Screw plate	• Skruvplatta		3
56	969473-8	1	-	-	-	-		• Screw	• Skruv	(955137) 'TORX'	2
57	948645-7	3	-	-	-	-		• Flange lock nut	• Flänslåsmutter		2
58	1328120-9	1	-	-	-	-		Valve	Ventil		3

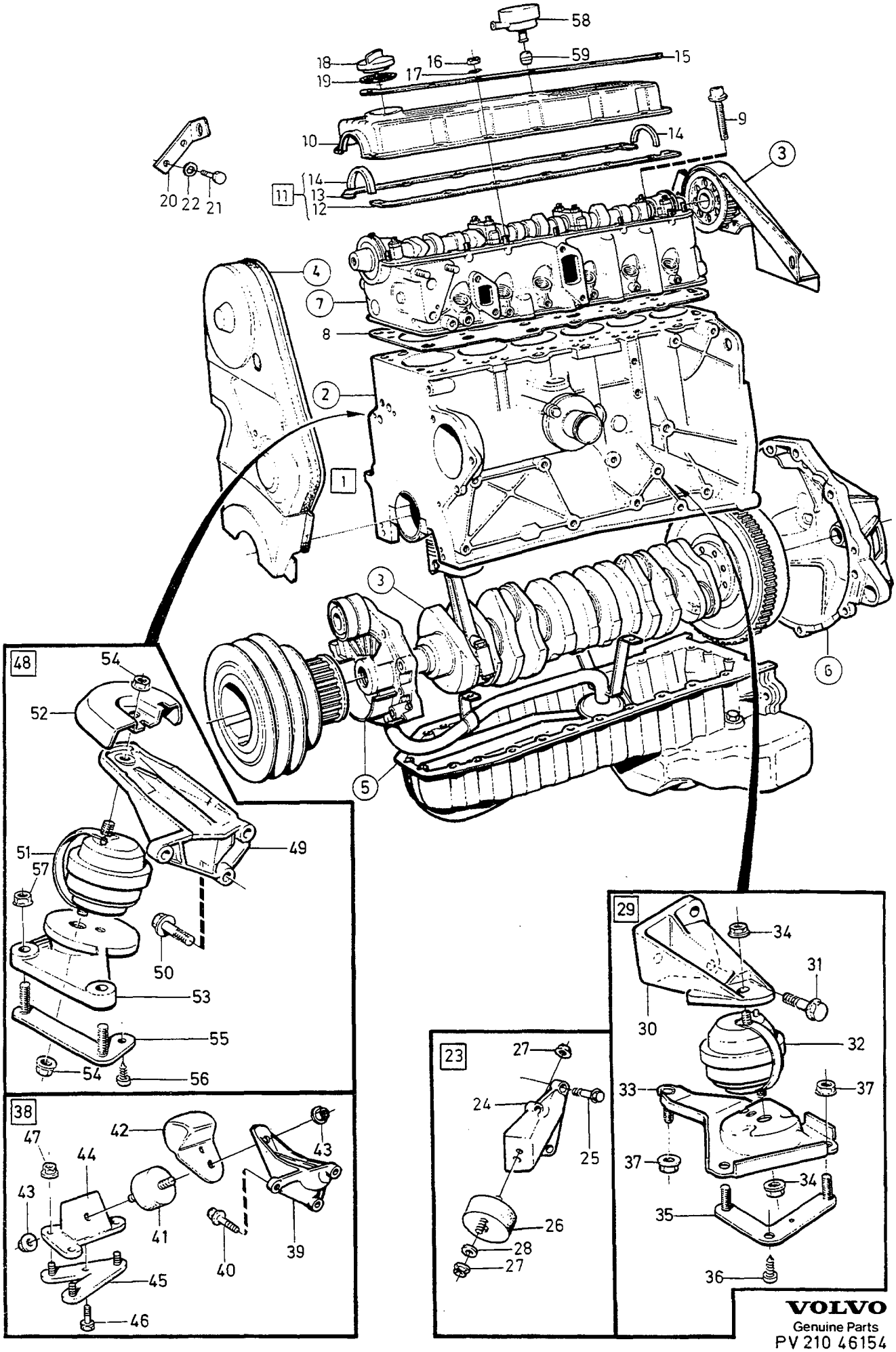

VOLVO
Genuine Parts
PV 210 46154

A		ENGINE WITH FITTINGS MOTOR MED MONTERINGSDETALJER	Group Grupp 21
B			
C			
D			Page Sida 147
E		D24TIC	

Fig	Part No. Artikel nr	Quantity / Antal A	B	C	D	E	P S	Description	Benämning	Notes Anmärkning	S R
59	1328238-9	1	-	-	-	-		Rubber bushing	Gummibussning		2
		1	-	-	-	-		Gasket kits	Packningssats	SEE 21•161	

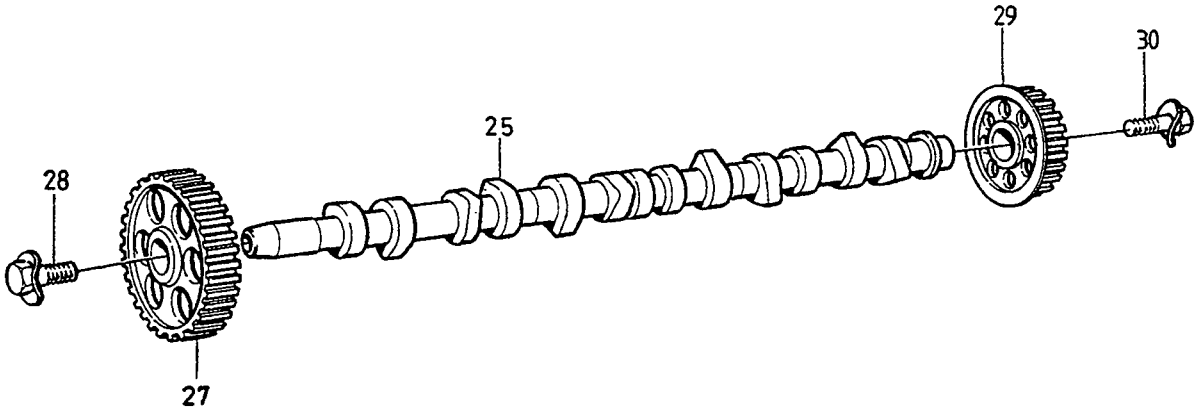

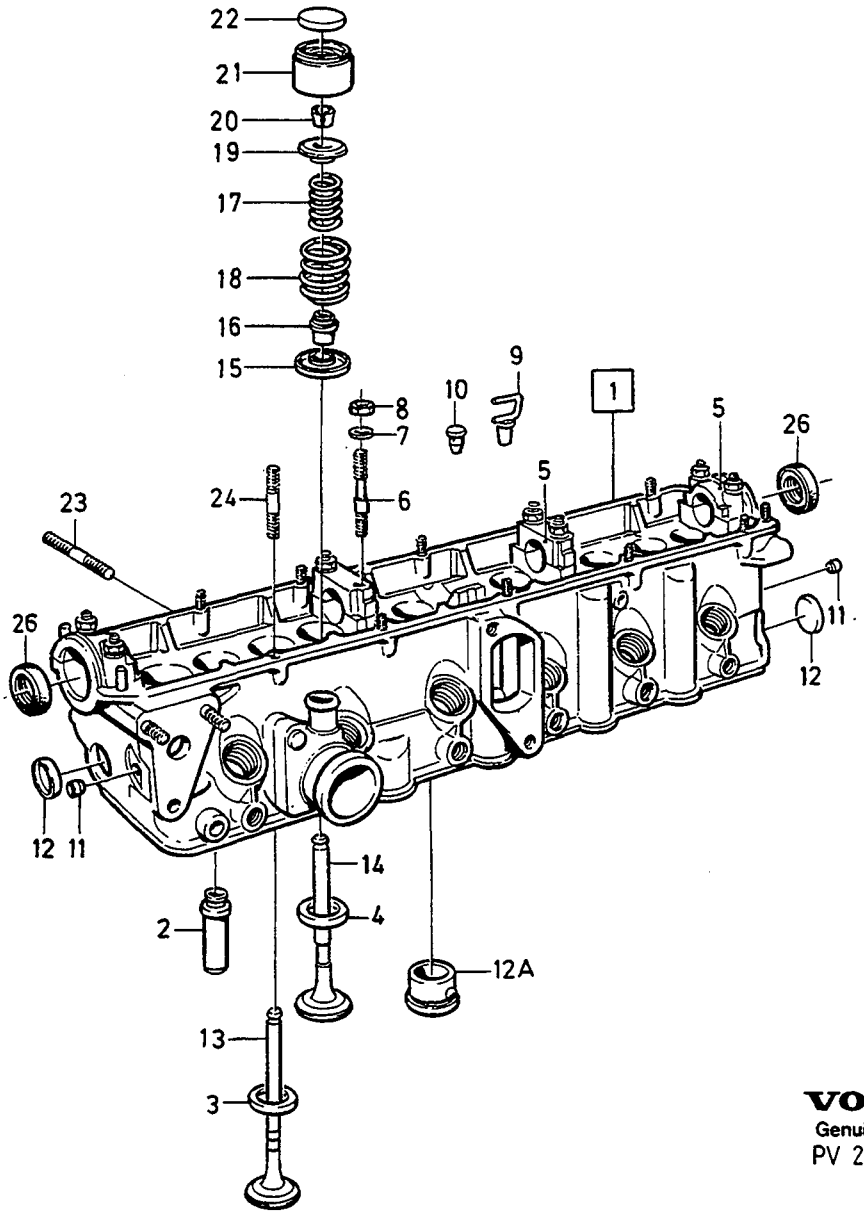

VOLVO
Genuine Parts
PV 211 46290

A
B
C
D
E

CYLINDER HEAD — CYLINDERHUVUD

Group / Grupp 21

Page / Sida 149

D24TIC

Fig	Part No. Artikel nr	Quantity / Antal A	B	C	D	E	P S	Description	Benämning	Notes Anmärkning	S R
1	1328872-5	1	-	-	-	-		Cylinder head	Cylinderhuvud		3
☆	5003769-6	1	-	-	-	-	EU	Cylinder head, exch	Cylinderhuvud, bytes		3
2		12	-	-	-	-	NS	• Valve guide	• Ventilstyrning	STD	
	1257613-8	12	-	-	-	-		• Valve guide	• Ventilstyrning	O.S	2
3		6	-	-	-	-	NS	• Valve seat intake	• Ventilsäte insug	STD	
	9122013-7	6	-	-	-	-		• Valve seat intake	• Ventilsäte insug	O.S	2
4		6	-	-	-	-	NS	• Valve seat exhaust	• Ventilsäte utblås	STD	
	9122014-5	6	-	-	-	-		• Valve seat exhaust	• Ventilsäte utblås	O.S	2
5		4	-	-	-	-	NS	• Bearing cap	• Lageröverfall		
6	1257005-7	8	-	-	-	-		• Stud	• Pinnskruv		2
7	955894-1	8	-	-	-	-		• Washer	• Bricka		2
8	968862-3	8	-	-	-	-		• Flange nut	• Flänsmutter	(955782)	8
9	1257599-9	1	-	-	-	-		• Nozzle	• Munstycke		3
10	1257010-7	2	-	-	-	-		• Nozzle	• Munstycke		3
11	1257011-5	2	-	-	-	-		• Plug	• Propp		2
12	1257272-3	1	-	-	-	-		• Cap plug	• Hattplugg		3
	1257272-3	1	-	-	-	-		Cap plug	Hattplugg		3
12a	3501758-1	6	-	-	-	-		Precombustion chamber	Förkammare	(3501759)	4
13	1389261-7	6	-	-	-	-		Inlet valve	Inloppsventil		2
14	1389262-5	6	-	-	-	-		Exhaust valve	Avgasventil		2
15	1257051-1	12	-	-	-	-		Washer	Bricka		2
16	3501775-5	12	-	-	-	-		Valve seal	Ventiltätning	(1257052)	2
17	1257055-2	12	-	-	-	-		Valve spring	Ventilfjäder		2
18	1257056-0	12	-	-	-	-		Valve spring	Ventilfjäder		2
19	1328090-4	12	-	-	-	-		Washer	Bricka		2
20	419643-2	24	-	-	-	-		Valve collet	Ventillås	APP -1987	2
	3501776-3	24	-	-	-	-		Valve collet	Ventillås	APP 1988-	2
21	1257059-4	12	-	-	-	-		Tappet	Ventillyftare		2
22	1257810-0	X	-	-	-	-		Adjusting washer	Justerbricka	THK 3,00 mm	2
	1257811-8	X	-	-	-	-		Adjusting washer	Justerbricka	THK 3,05 mm	2
	1257812-6	X	-	-	-	-		Adjusting washer	Justerbricka	THK 3,10 mm	2
	1257813-4	X	-	-	-	-		Adjusting washer	Justerbricka	THK 3,15 mm	2
	1257814-2	X	-	-	-	-		Adjusting washer	Justerbricka	THK 3,20 mm	2
	1257815-9	X	-	-	-	-		Adjusting washer	Justerbricka	THK 3,25 mm	2
	1257061-0	X	-	-	-	-	IK	Adjusting washer	Justerbricka	THK 3,30 mm	2
	1257062-8	X	-	-	-	-	IK	Adjusting washer	Justerbricka	THK 3,35 mm	2
	1257063-6	X	-	-	-	-	IK	Adjusting washer	Justerbricka	THK 3,40 mm	2
	1257064-4	X	-	-	-	-	IK	Adjusting washer	Justerbricka	THK 3,45 mm	2
	1257065-1	X	-	-	-	-	IK	Adjusting washer	Justerbricka	THK 3,50 mm	2
	1257066-9	X	-	-	-	-	IK	Adjusting washer	Justerbricka	THK 3,55 mm	2
	1257067-7	X	-	-	-	-	IK	Adjusting washer	Justerbricka	THK 3,60 mm	2
	1257068-5	X	-	-	-	-	IK	Adjusting washer	Justerbricka	THK 3,65 mm	2
	1257069-3	X	-	-	-	-	IK	Adjusting washer	Justerbricka	THK 3,70 mm	2
	1257070-1	X	-	-	-	-	IK	Adjusting washer	Justerbricka	THK 3,75 mm	2
	1257071-9	X	-	-	-	-	IK	Adjusting washer	Justerbricka	THK 3,80 mm	2
	1257072-7	X	-	-	-	-	IK	Adjusting washer	Justerbricka	THK 3,85 mm	2
	1257073-5	X	-	-	-	-	IK	Adjusting washer	Justerbricka	THK 3,90 mm	2
	1257074-3	X	-	-	-	-	IK	Adjusting washer	Justerbricka	THK 3,95 mm	2
	1257075-0	X	-	-	-	-		Adjusting washer	Justerbricka	THK 4,00 mm	2
	1257076-8	X	-	-	-	-		Adjusting washer	Justerbricka	THK 4,05 mm	2
	1257077-6	X	-	-	-	-		Adjusting washer	Justerbricka	THK 4,10 mm	2
	1257078-4	X	-	-	-	-		Adjusting washer	Justerbricka	THK 4,15 mm	2
	1257079-2	X	-	-	-	-		Adjusting washer	Justerbricka	THK 4,20 mm	2
	1257080-0	X	-	-	-	-		Adjusting washer	Justerbricka	THK 4,25 mm	2
	273871-4	1	-	-	-	-		Adjusting washer kit	Justerbricksats	THK 3,30-3,95 mm	2
23	1328261-1	12	-	-	-	-		Stud	Pinnskruv		2
24	1328034-2	14	-	-	-	-		Stud	Pinnskruv		2
25	1328149-8	1	-	-	-	-		Camshaft	Kamaxel		2
26	1257221-0	2	-	-	-	-	IK	Sealing ring	Tätningsring		2
27	1257231-9	1	-	-	-	-		Pulley	Kuggremhjul		3
28	1257605-4	1	-	-	-	-		Screw	Skruv	(3501777)	2

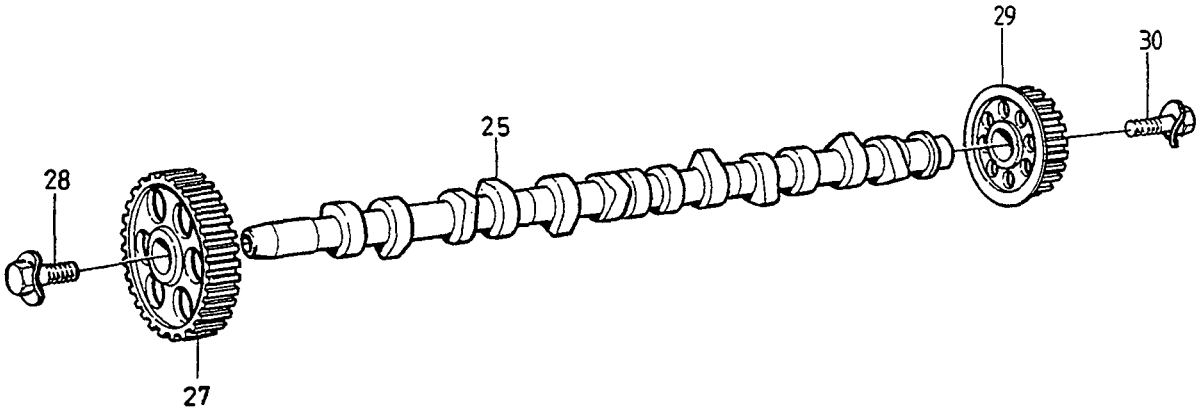

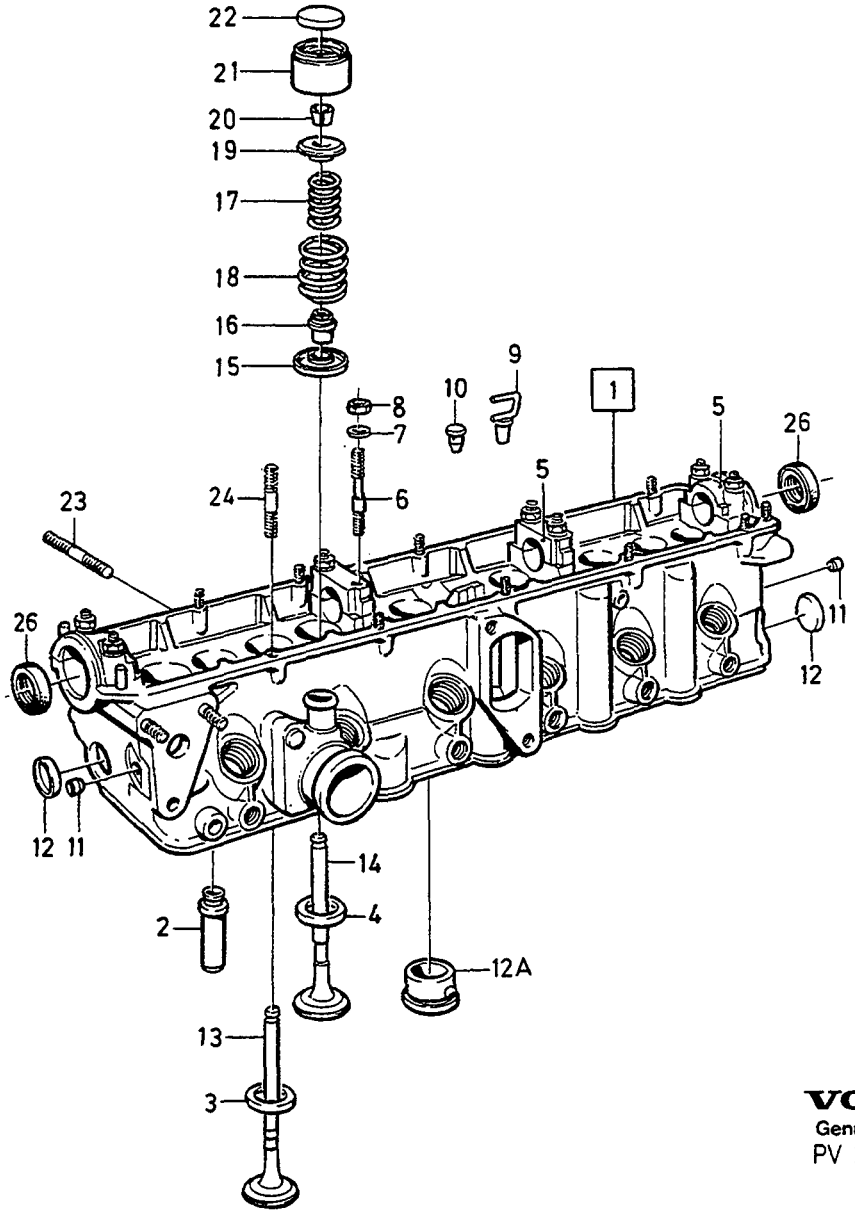

VOLVO
Genuine Parts
PV 211 46290

A		CYLINDER HEAD	CYLINDERHUVUD	Group Grupp 21
B				
C				
D				Page Sida 151
E		D24TIC		

Fig	Part No. Artikel nr	Quantity / Antal A	B	C	D	E	PS	Description	Benämning	Notes Anmärkning	SR
29	1257166-7	1	-	-	-	-		Pulley	Kuggremhjul		3
30	3501778-9	1	-	-	-	-		Screw	Skruv		2

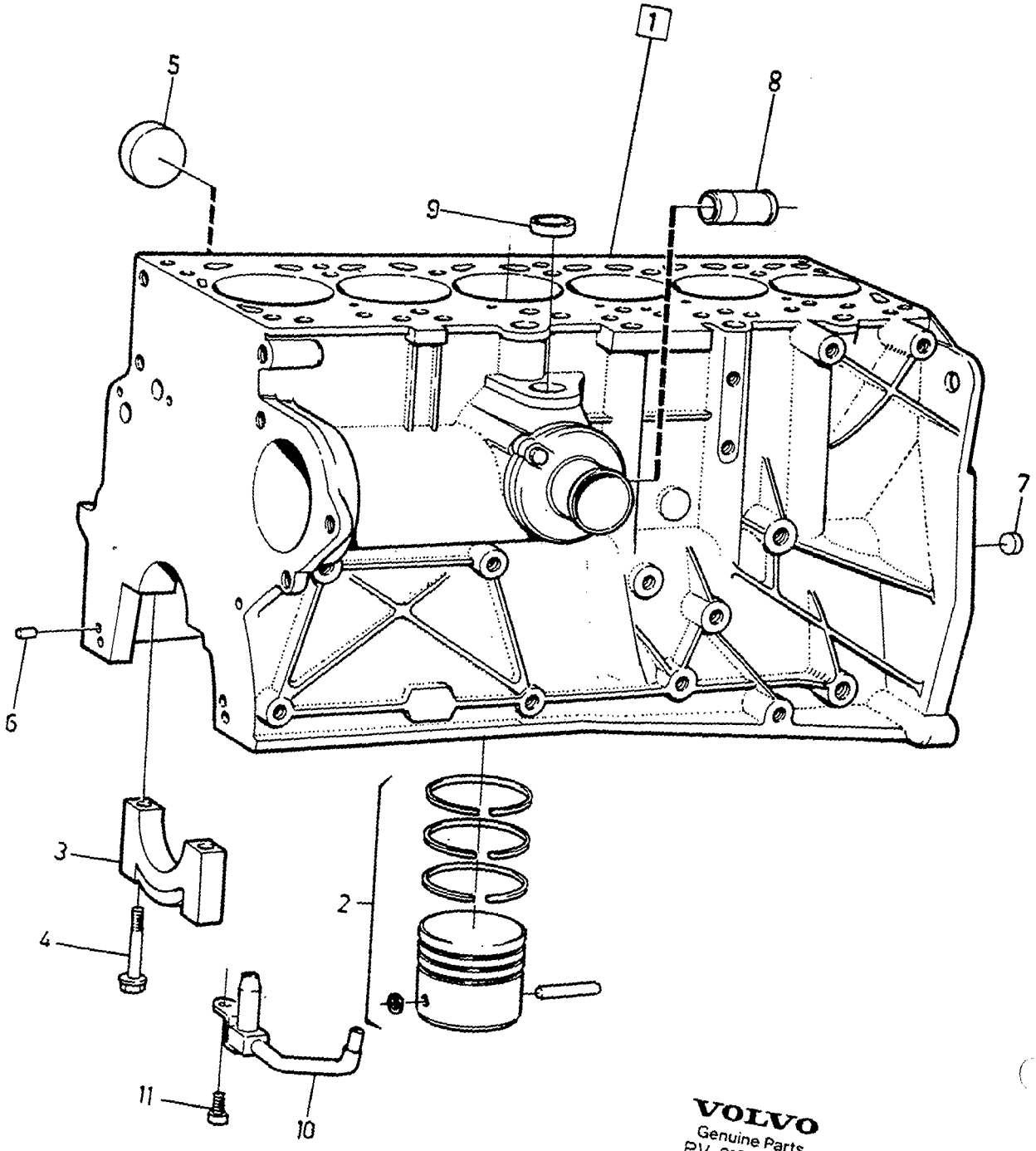

VOLVO
Genuine Parts
PV 210 38611

A
B
C
D
E

ENGINE BLOCK — CYLINDERBLOCK

Group / Grupp 21

Page / Sida 153

D24TIC

Fig	Part No. / Artikel nr	Quantity / Antal A	B	C	D	E	PS	Description	Benämning	Notes / Anmärkning	SR
1	1277827-0	1	-	-	-	-		Cylinder block with pistons	Cylinderblock med kolvar		5
2		6	-	-	-	-		• Piston kit	• Kolvsats	SEE 21 • 155	
3		7	-	-	-	-	NS	• Bearing cap	• Lageröverfall		
4	1257600-5	14	-	-	-	-		• Screw	• Skruv		2
5	1257038-8	6	-	-	-	-		• Sealing washer	• Tätningsbricka		3
6	1257276-4	4	-	-	-	-		• Pin	• Pinne		3
7	1257270-7	1	-	-	-	-		• Cap plug	• Hattplugg		3
8	1257039-6	1	-	-	-	-		• Nipple	• Nippel		3
9	1257272-3	1	-	-	-	-		• Cap plug	• Hattplugg		3
10	1389520-6	6	-	-	-	-		• Nozzle	• Munstycke		3
11	*(1328326)*	6	-	-	-	-	SP	• Screw	• Skruv	REPL 1 PCS 974073-9 1 PCS 955892-5	3

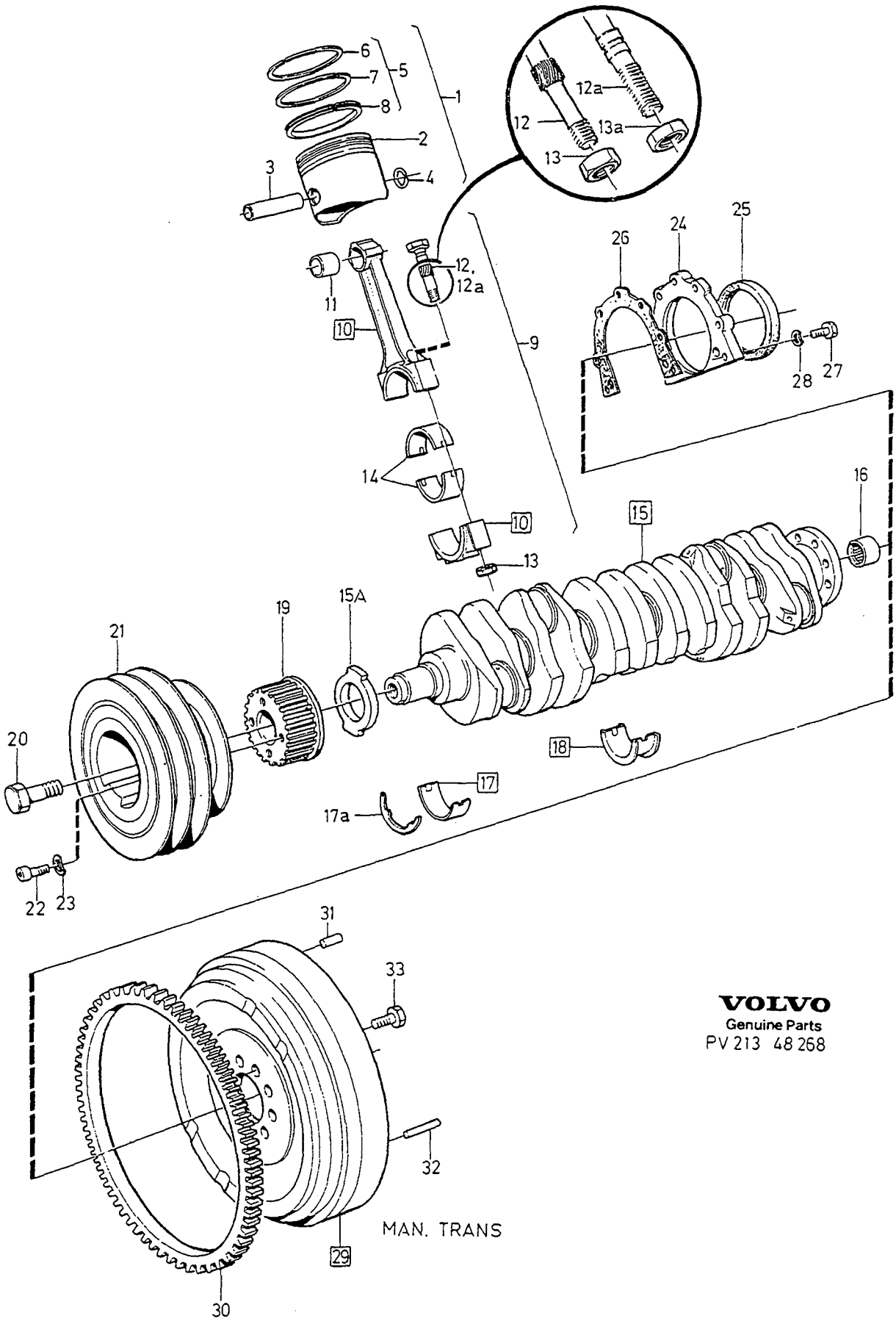

VOLVO
Genuine Parts
PV 213 48 268

A
B
C
D
E

CRANK MECHANISM VEVMEKANISM

Group Grupp 21

Page Sida 155

D24TIC

Fig	Part No. Artikel nr	Quantity / Antal A	B	C	D	E	PS	Description	Benämning	Notes Anmärkning	SR
1		1	-	-	-	-	NS	Piston kit	Kolvsats		
	3531943-3	6	-	-	-	-		• Piston kit	• Kolvsats	STD. O.DIA 76,78 mm (1389510)	2
	9122012-9	6	-	-	-	-		• Piston kit	• Kolvsats	STD. O.DIA 76,50 mm	2
	3501762-3	6	-	-	-	-		• Piston kit	• Kolvsats	O.S 0,25 mm	2
	(3501763)	6	-	-	-	-	SP	• Piston kit	• Kolvsats	O.S 0,50 mm	2
	3501764-9	6	-	-	-	-		• Piston kit	• Kolvsats	O.S 1,00 mm	2
2		6	-	-	-	-	KN	•• Piston	•• Kolv		
3		6	-	-	-	-	KN	•• Gudgeon pin	•• Kolvtapp		
4	1257297-0	6	-	-	-	-	IK	•• Retaining ring	•• Spårring		2
☆ 5	271356-8	6	-	-	-	-	IK	•• Piston ring kit	•• Kolvringsats	STD (270722)	2
	270723-0	6	-	-	-	-	IK	•• Piston ring kit	•• Kolvringsats	O.S 0,25 mm	2
	270724-8	6	-	-	-	-	IK	•• Piston ring kit	•• Kolvringsats	O.S 0,50 mm	5
☆	271359-2	6	-	-	-	-	IK	•• Piston ring kit	•• Kolvringsats	O.S 1,00 mm (270725)	2
6		6	-	-	-	-	KN	••• Compression ring	••• Kompressionsring		
7		6	-	-	-	-	KN	••• Compression ring	••• Kompressionsring		
8		6	-	-	-	-		••• OLJERING	••• OLJERING		
9	270740-4	1	-	-	-	-		Connecting rod kit	Vevstaksats		3
10		6	-	-	-	-	KN	• Connecting rod	• Vevstake		
11	1257089-1	6	-	-	-	-	IK	•• Bearing bushing	•• Lagerbussning		2
12	1257088-3	12	-	-	-	-		•• Screw	•• Skruv	ALTER 1	2
12a	3501787-0	12	-	-	-	-	IK	•• Screw	•• Skruv	ALTER 2	2
13	1257090-9	12	-	-	-	-		•• Nut	•• Mutter	ALTER 1	2
13a	3501788-8	12	-	-	-	-	IK	•• Nut	•• Mutter	ALTER 2	2
14	270726-3	6	-	-	-	-		Big end bearing kit	Vevstakslagersats	STD	2
	270727-1	6	-	-	-	-		Big end bearing kit	Vevstakslagersats	U.S 0,25 mm	2
	270728-9	6	-	-	-	-		Big end bearing kit	Vevstakslagersats	U.S 0,50 mm	5
	270729-7	6	-	-	-	-		Big end bearing kit	Vevstakslagersats	U.S 0.75 mm	5
		6	-	-	-	-	KN	• Bearing shell	• Lagerskål		
		6	-	-	-	-	KN	• Bearing shell	• Lagerskål		
15	1328165-4	1	-	-	-	-		Crankshaft	Vevaxel		5
15a	1328333-8	1	-	-	-	-		• Companion flange	• Medbringare	(1328195)	4
16	1257242-6	1	-	-	-	-		Needle bearing	Nållager		2
17	270718-0	1	-	-	-	-		Main bearing kit	Ramlagersats	STD	2
	270719-8	1	-	-	-	-		Main bearing kit	Ramlagersats	U.S 0,25 mm	5
	270720-6	1	-	-	-	-		Main bearing kit	Ramlagersats	U.S 0,50 mm	5
	270721-4	1	-	-	-	-		Main bearing kit	Ramlagersats	U.S 0,75 mm	2
17a	1328084-7	2	-	-	-	-		Thrust washer upper	Tryckbricka övre		2
	1328085-4	2	-	-	-	-		Thrust washer lower	Tryckbricka undre		2
18	271226-3	1	-	-	-	-		Main bearing kit	Ramlagersats	STD	2
	271227-1	1	-	-	-	-		Main bearing kit	Ramlagersats	U.S 0,25 mm	5
	271228-9	1	-	-	-	-		Main bearing kit	Ramlagersats	U.S 0,50 mm	5
	271229-7	1	-	-	-	-		Main bearing kit	Ramlagersats	U.S 0,75 mm	5
		1	-	-	-	-	KN	• Bearing shell	• Lagerskål		
		1	-	-	-	-	KN	• Bearing shell	• Lagerskål		
19	1257104-8	1	-	-	-	-		Pulley	Kuggremhjul		3
20	1257604-7	1	-	-	-	-		Screw	Skruv		2
21	1328329-6	1	-	-	-	-		Vibration damper	Svängningsdämpare		3
22	959222-1	4	-	-	-	-		Screw	Skruv		2
23	941907-8	4	-	-	-	-		Spring washer	Fjäderbricka		2
24		1	-	-	-	-		Sealing flange	Tätningsfläns	POS 24, 25 REPL 1 PCS 3531998-7	
25		1	-	-	-	-				POS 24, 25 REPL1 PCS 3531998-7	
26	3507031-7	1	-	-	-	-		Gasket	Packning	(1257050)	2
27	1257380-4	6	-	-	-	-		Screw	Skruv	(3501810)	2
28	941906-0	6	-	-	-	-		Spring washer	Fjäderbricka	-1987	2
29	1389521-4	1	-	-	-	-		Flywheel	Svänghjul	MAN.TRANS	4
30	1257100-6	1	-	-	-	-		• Gear ring	• Kuggkrans		4
31	1257273-1	3	-	-	-	-		• Pin	• Pinne		3

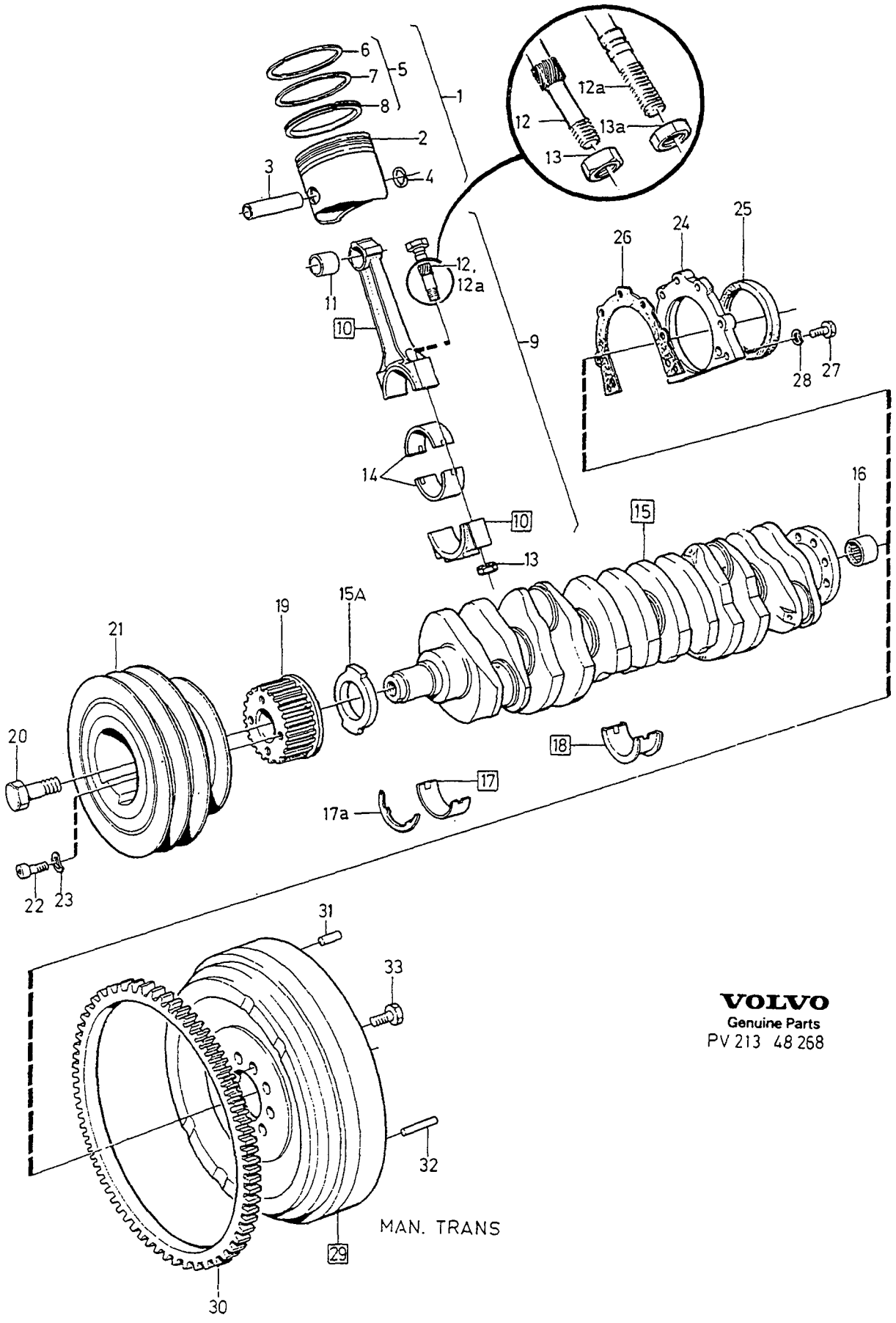

VOLVO
Genuine Parts
PV 213 48 268

A
B
C
D
E

CRANK MECHANISM VEVMEKANISM

Group Grupp 21

Page Sida 157

D24TIC

Fig	Part No. Artikel nr	Quantity / Antal A	B	C	D	E	P S	Description	Benämning	Notes Anmärkning	S R
32	950519-9	2	-	-	-	-		• Pin	• Pinne		2
33	1257816-7	8	-	-	-	-		Screw	Skruv		2

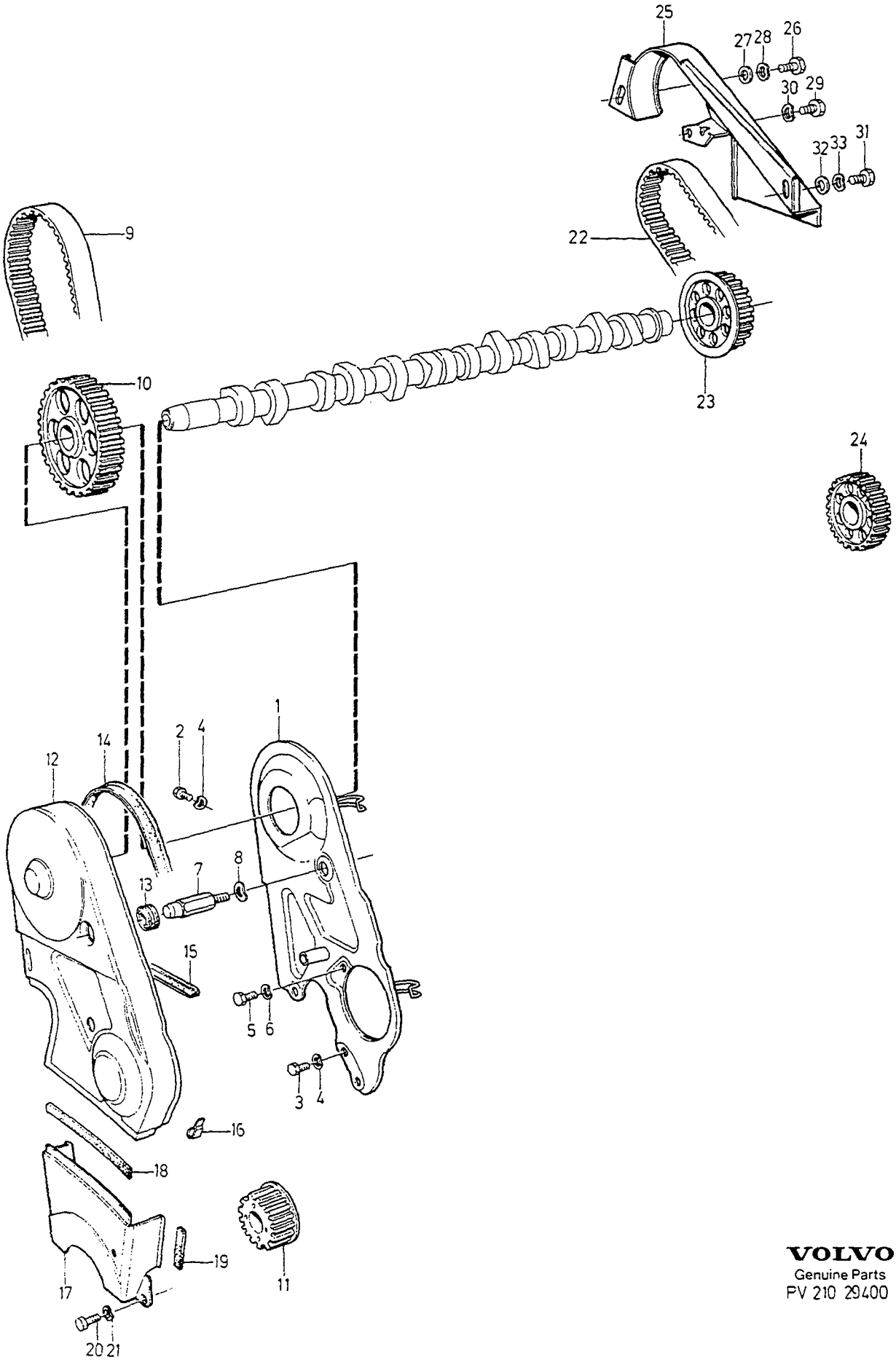

VOLVO
Genuine Parts
PV 210 29400

A
B
C
D
E

BELT TRANSMISSION — REMTRANSMISSION

Group / Grupp 21

Page / Sida 159

D24TIC

Fig	Part No. / Artikel nr	Quantity / Antal A	B	C	D	E	PS	Description	Benämning	Notes / Anmärkning	SR
1	1257418-2	1	-	-	-	-		Belt protector	Remskydd		4
2	955271-2	1	-	-	-	-		Screw	Skruv	M6 X 15	2
		-	-	-	-	-				(955270)	
3	955275-3	3	-	-	-	-		Screw	Skruv	M6 X 32	2
4	941906-0	4	-	-	-	-		Spring washer	Fjäderbricka		2
5	947818-1	2	-	-	-	-		Screw	Skruv	M8 X 25	2
										(940132)	
6	941907-8	2	-	-	-	-		Spring washer	Fjäderbricka		2
7	1257226-9	1	-	-	-	-		Screw	Skruv		3
8	941906-0	1	-	-	-	-		Spring washer	Fjäderbricka		2
9	1257223-6	1	-	-	-	-		Tooth belt	Kuggrem		2
10		1	-	-	-	-		Pulley	Kuggremhjul	SEE 21•149	
11		1	-	-	-	-		Pulley	Kuggremhjul	SEE 21•155	
12	1257540-3	1	-	-	-	-		Protecting casing	Skyddskåpa	(3501782)	4
13	1257413-3	2	-	-	-	-		Rubber bushing	Gummibussning		2
14	1257414-1	1	-	-	-	-		Sealing strip	Tätningslist		2
15	3501779-7	1	-	-	-	-		Sealing moulding	Tätningslist	(1257415)	3
16	1257559-3	3	-	-	-	-		Sheet	Bleck		2
17	1257416-6	1	-	-	-	-		Protecting casing	Skyddskåpa		4
18	3501779-7	1	-	-	-	-		Sealing moulding	Tätningslist	(1257415)	3
19	1257417-4	2	-	-	-	-		Seal	Tätning		3
20	955271-2	2	-	-	-	-		Screw	Skruv	(955270)	2
21	941906-0	2	-	-	-	-		Spring washer	Fjäderbricka		2
22	1257237-6	1	-	-	-	-		Tooth belt	Kuggrem		3
23		1	-	-	-	-		Pulley	Kuggremhjul	SEE 21•149	
24		1	-	-	-	-		Pulley	Kuggremhjul	SEE 23•211	
☆ 25	3507285-9	1	-	-	-	-		Belt protector	Remskydd	(1257654)	4
26	955295-1	1	-	-	-	-		Screw	Skruv	M8 X 20	2
27	955894-1	1	-	-	-	-		Washer	Bricka		2
28	941907-8	1	-	-	-	-		Spring washer	Fjäderbricka		2
29	955269-6	1	-	-	-	-		Screw	Skruv	M6 X 12	2
30	941906-0	1	-	-	-	-		Spring washer	Fjäderbricka		2
31	955274-6	1	-	-	-	-		Screw	Skruv	M6 X 25	2
32	955892-5	1	-	-	-	-		Washer	Bricka		2
33	941906-0	1	-	-	-	-		Spring washer	Fjäderbricka		2

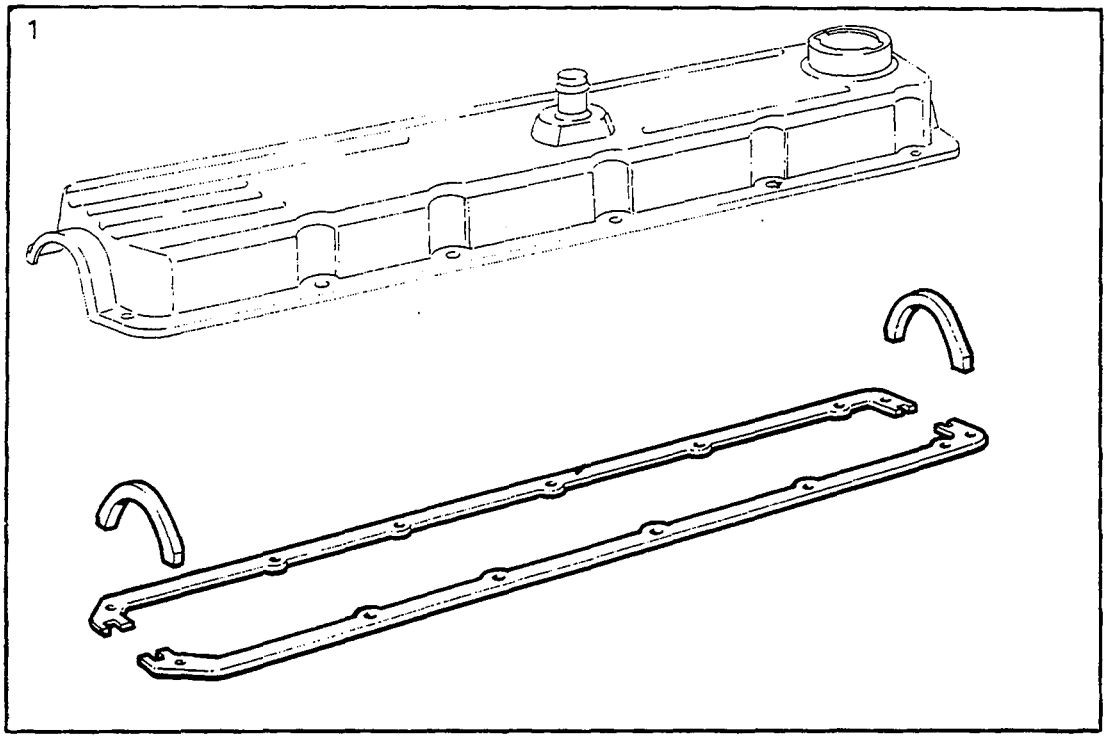
1

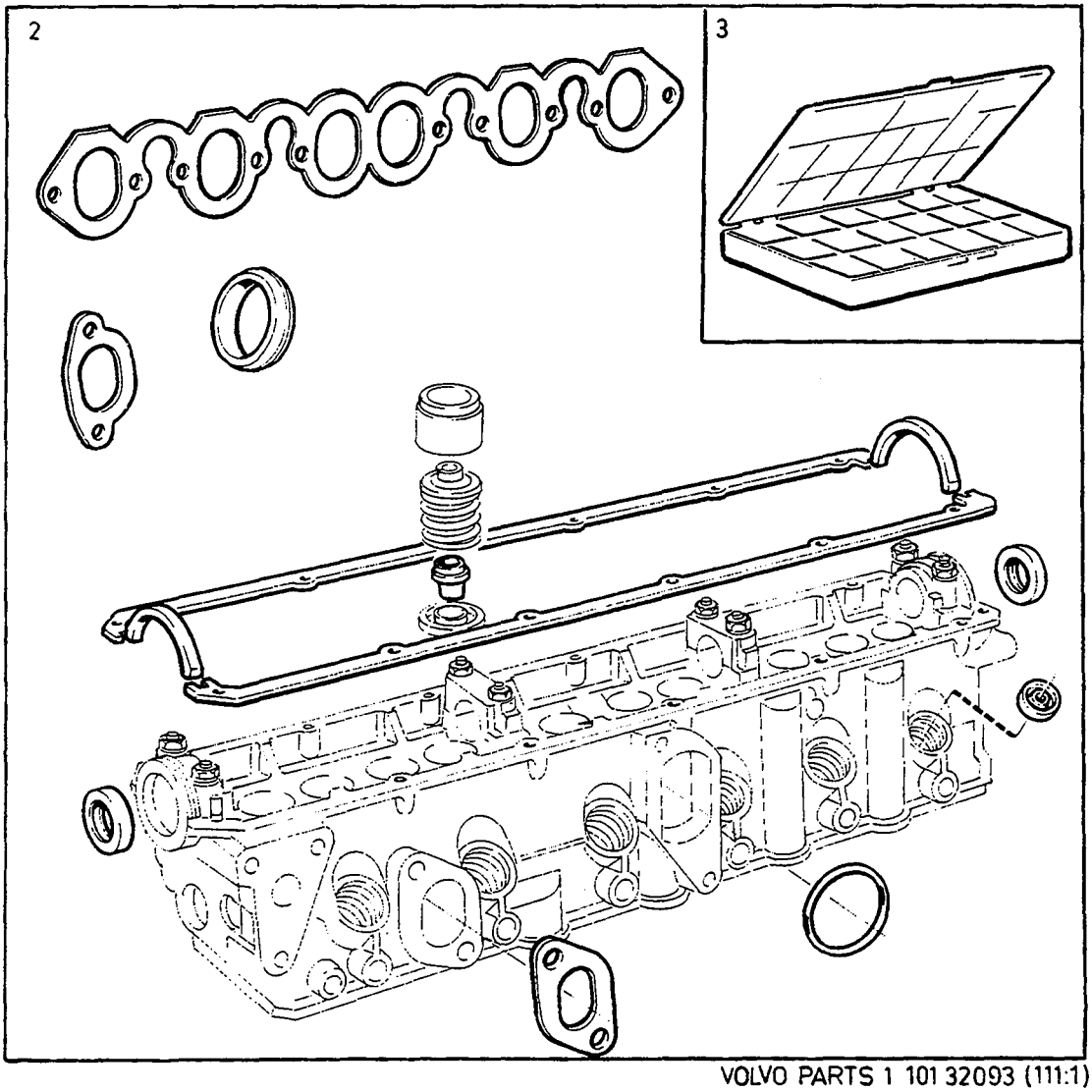
2
3

A
B
C
D
E

GASKET KITS ADJUSTER WASHER KIT PACKNINGSSATS JUSTERBRICKSSATS

Group
Grupp
21

Page
Sida
161

D24TIC

Fig	Part No. Artikel nr	Quantity / Antal A	B	C	D	E	P S	Description	Benämning	Notes Anmärkning	S R
1	275744-1	1	-	-	-	-		Gasket kit ..... Valve cover	Packningsats ..... Ventilkåpa		1
2		1	-	-	-	-	NS	Gasket kit ..... Cylinder head	Packningsats ..... Cylinderhuvud		
3	273871-4	1	-	-	-	-		Adjusting washer kit valves ...	Justerbricksats ventiler		2

1

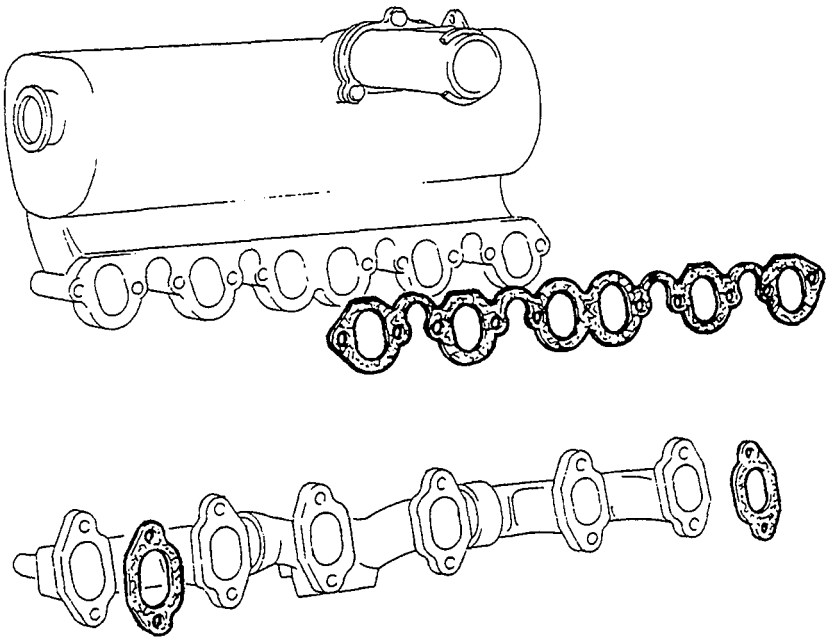

2

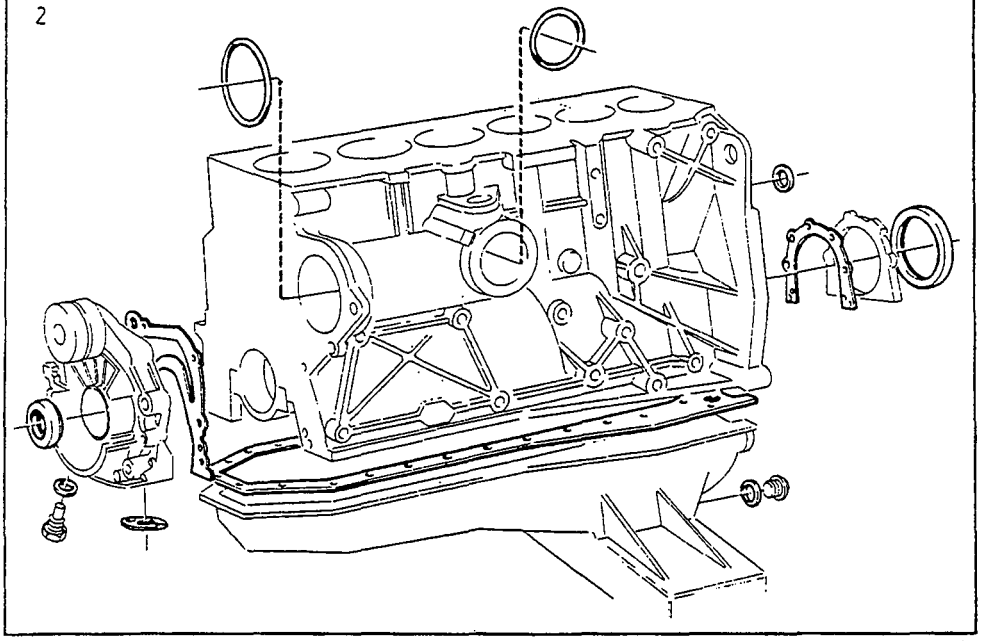

A	D24	GASKET KITS PACKNINGSSATS	Group Grupp 21
B	D24T		Page Sida 163
C			
D		D24TIC	
E			

Fig	Part No. Artikel nr	Quantity / Antal A	B	C	D	E	P S	Description	Benämning	Notes Anmärkning	S R
1		1	-	-	-	-	NS	Gasket kit induction- and exhau.pipe	Packningsats insugnings-och avgasrör		
2	271434-3	1	-	-	-	-		Gasket kit ..... Cylinder block	Packningsats ..... Cylinderblock	EXC (S) (275727)	2
	271434-3	1	-	-	-	-		Gasket kit ..... Cylinder block	Packningsats ..... Cylinderblock	(S)	2

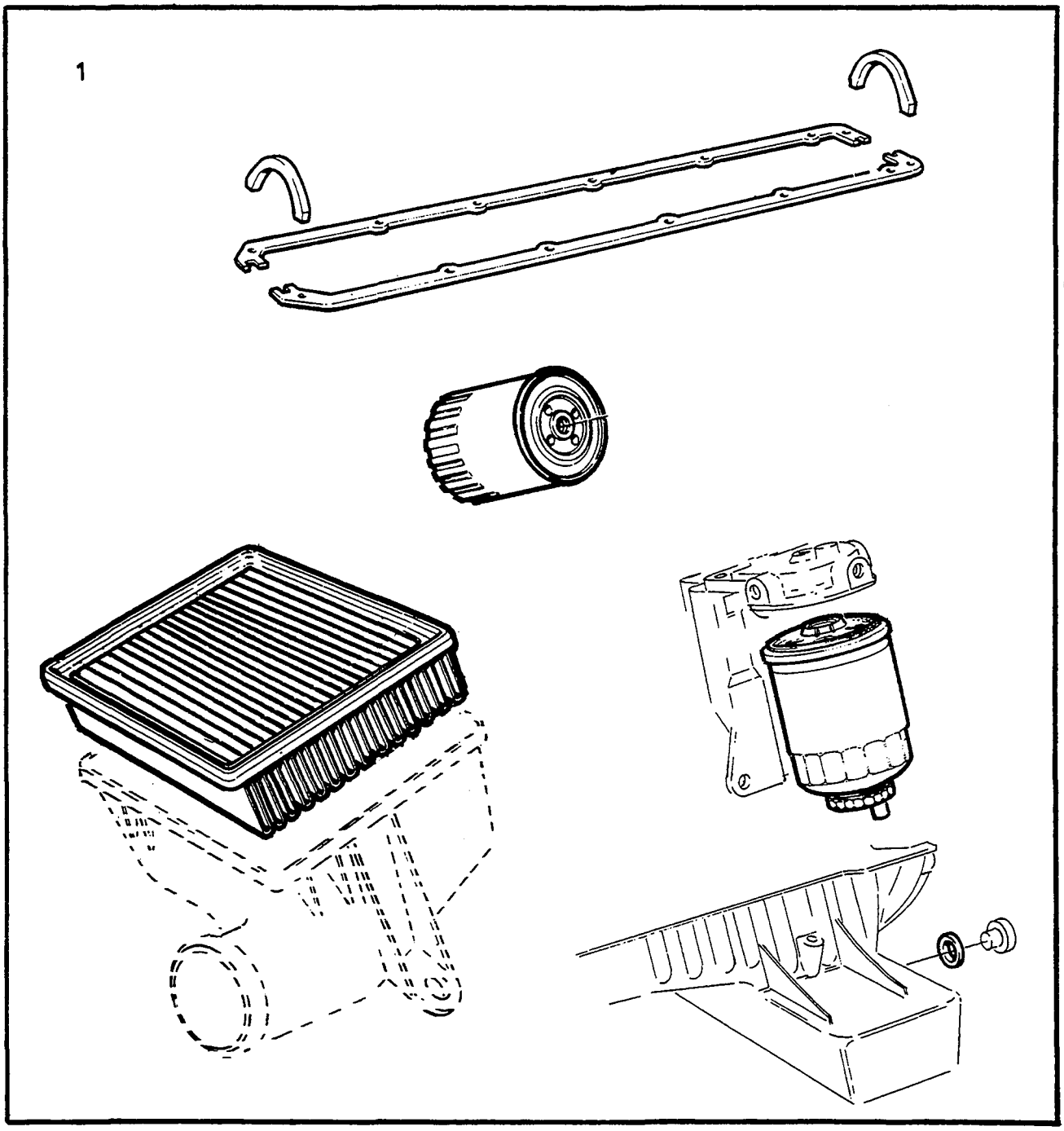

VOLVO PARTS
1 101 38416
(111:1)

A		SERVICE KITS SERVICESATSER	Group Grupp 21
B			
C			
D			Page Sida 165
E		D24TIC	

Fig	Part No. Artikel nr	Quantity / Antal A	B	C	D	E	P S	Description	Benämning	Notes Anmärkning	S R
1	274085-0	1	-	-	-	-		Service kit	Servicesats		1

LUBRICATING SYSTEM / SMÖRJSYSTEM

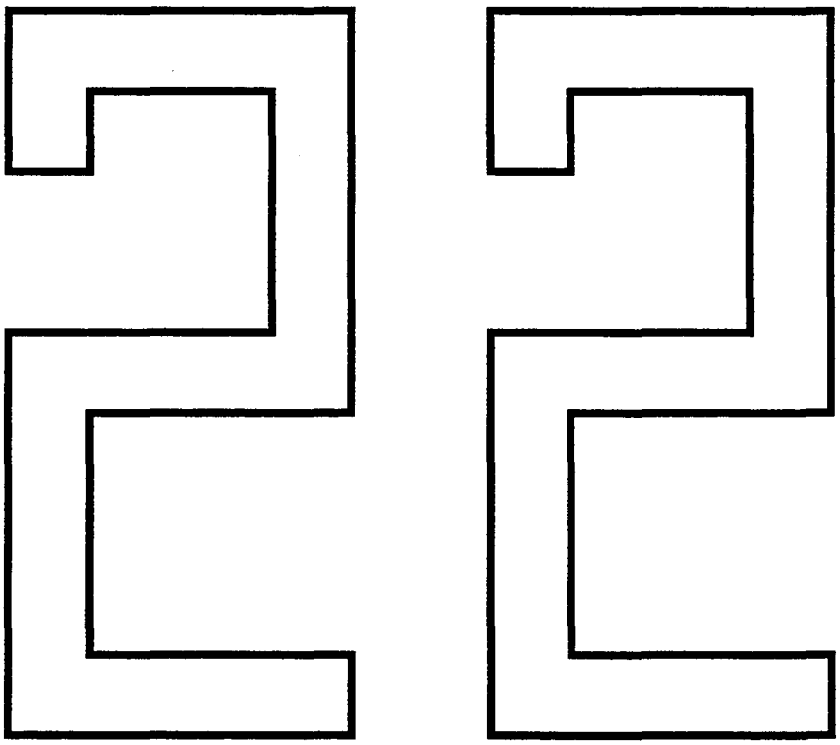

A	B200ET
B	B204GT
C	B280E, F
D	D24TIC
E	

SUB GROUP
LUBRICATING SYSTEM

UNDERGRUPP
SMÖRJSYSTEM

Group / Grupp: 22

Page / Sida: 167

Fig	Part No. / Artikel nr	Quantity / Antal A	B	C	D	E	PS	Description	Benämning	Notes / Anmärkning	SR
		1	-	-	-	-		Lubricating system	Smörjsystem	SEE 22•169	
		1	-	-	-	-		Oil cooling	Oljekylning		
		-	1	-	-	-		Lubricating system	Smörjsystem	SEE 22•173	
		-	1	-	-	-		Oil cooling	Oljekylning	SEE 22•175	
		-	-	1	-	-		Lubricating system	Smörjsystem	SEE 22•177	
		-	-	-	1	-		Lubricating system	Smörjsystem	SEE 22•179	
		-	-	-	1	-		Oil cooling	Oljekylning	SEE 22•181	

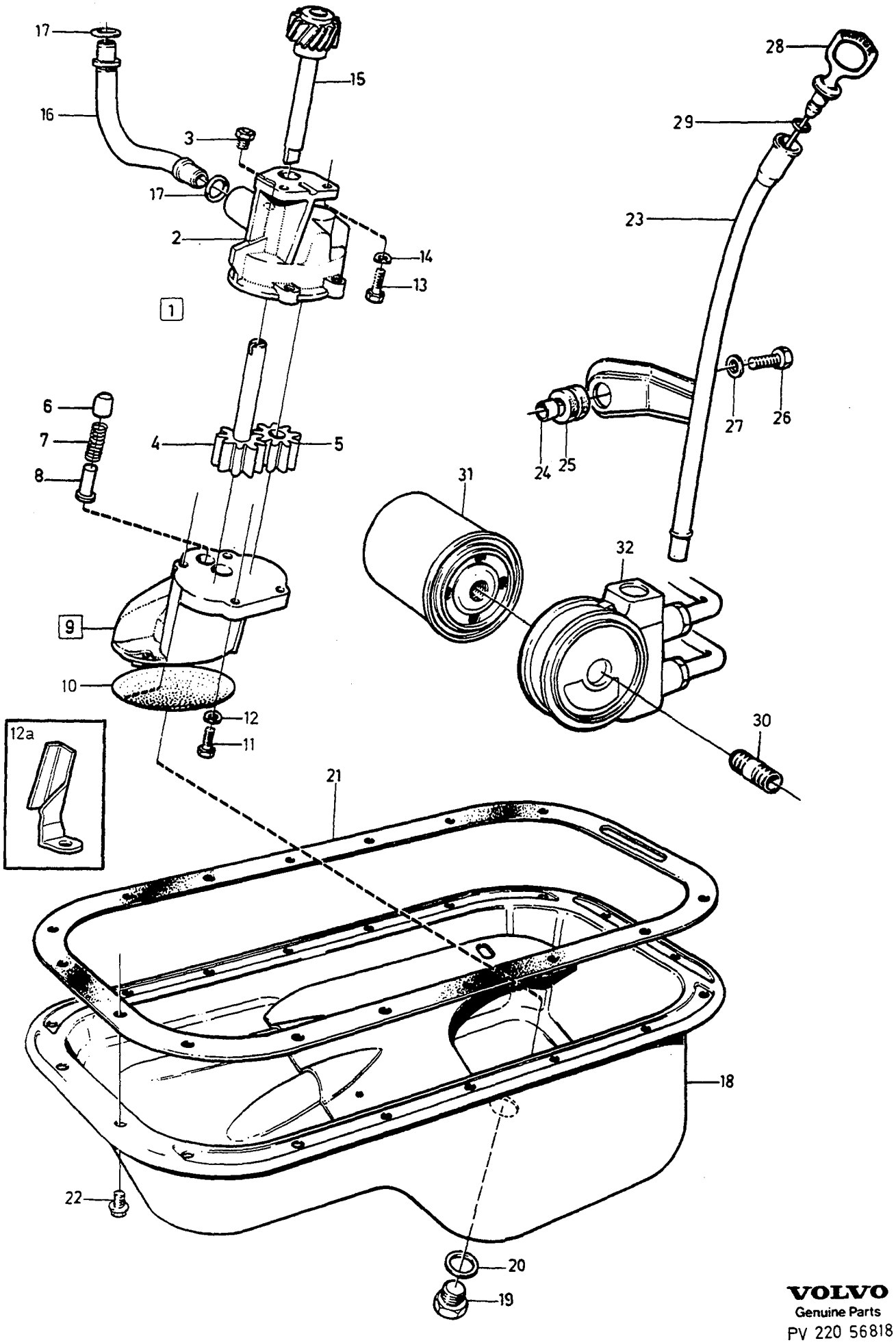

VOLVO
Genuine Parts
PV 220 56818

A
B
C
D
E

LUBRICATING SYSTEM SMÖRJSYSTEM

Group / Grupp 22

Page / Sida 169

B200ET

Fig	Part No. Artikel nr	Quantity / Antal A	B	C	D	E	PS	Description	Benämning	Notes Anmärkning	SR
1	1276336-3	1	-	-	-	-		Oil pump	Oljepump		2
2		1	-	-	-	-		• Housing	• Hus		
3	463963-9	1	-	-	-	-		• Valve	• Ventil		3
4	1276171-4	1	-	-	-	-		• Gear	• Kuggdrev		3
5	430114-9	1	-	-	-	-		• Gear	• Kugghjul		3
6	1332053-6	1	-	-	-	-		• Piston	• Kolv		3
7	1219536-8	1	-	-	-	-		• Spring	• Fjäder		3
8	1219666-3	1	-	-	-	-		• Locating pin	• Styrpinne		2
9	1276337-1	1	-	-	-	-		• Lower section	• Underdel		3
10		1	-	-	-	-	NS	• • Strainer	• • Sil		
11	942247-8	4	-	-	-	-		• Screw	• Skruv		2
12	941906-0	4	-	-	-	-		• Spring washer	• Fjäderbricka		2
☆ 12a	1306981-0	1	-	-	-	-		Bracket	Konsol	1)	5
13	955296-9	2	-	-	-	-		Screw	Skruv		2
14	941907-8	1	-	-	-	-		Spring washer	Fjäderbricka		2
15	463365-7	1	-	-	-	-		Shaft	Axel		3
16	1276106-0	1	-	-	-	-		Delivery pipe	Tryckrör		3
17	418360-4	2	-	-	-	-	IK	Rubber ring	Gummiring		2
18	1276121-9	1	-	-	-	-		Sump	Oljesump		4
19	948187-0	1	-	-	-	-		• Plug	• Propp		1
20	18818-5	1	-	-	-	-	IK	• Gasket	• Packning		1
21	1378864-1	1	-	-	-	-	IK	Gasket	Packning	(463587)	1
22	944926-5	18	-	-	-	-		Flange screw	Flänsskruv		2
23	1266817-4	1	-	-	-	-		Pipe	Rör	2)	3
24	1219647-3	1	-	-	-	-		• Spacer sleeve	• Distanshylsa		3
25	941267-7	1	-	-	-	-		• Plug	• Plugg		2
26	955295-1	1	-	-	-	-		Screw	Skruv	2)	2
27	960141-0	1	-	-	-	-		Washer	Bricka	2)	2
28	3514627-3	1	-	-	-	-		Dipstick	Mätsticka	2) (1276624)	3
29	947114-5	1	-	-	-	-	IK	O-ring	O-ring	2)	2
30	1328776-8	1	-	-	-	-		Nipple	Nippel	3)	3
31	1266286-2	1	-	-	-	-		Oil filter	Oljefilter	3)	1
32		-	-	-	-	-		Oil cooling	Oljekylning	SEE 22 • 171	

1) / För fastsättning av slang vevhusventilation.
2) Not included in complete cylinder block. / Ingår ej i cylinderblock komplett.
3) Included in complete cylinder block. / Ingår i cylinderblock komplett.

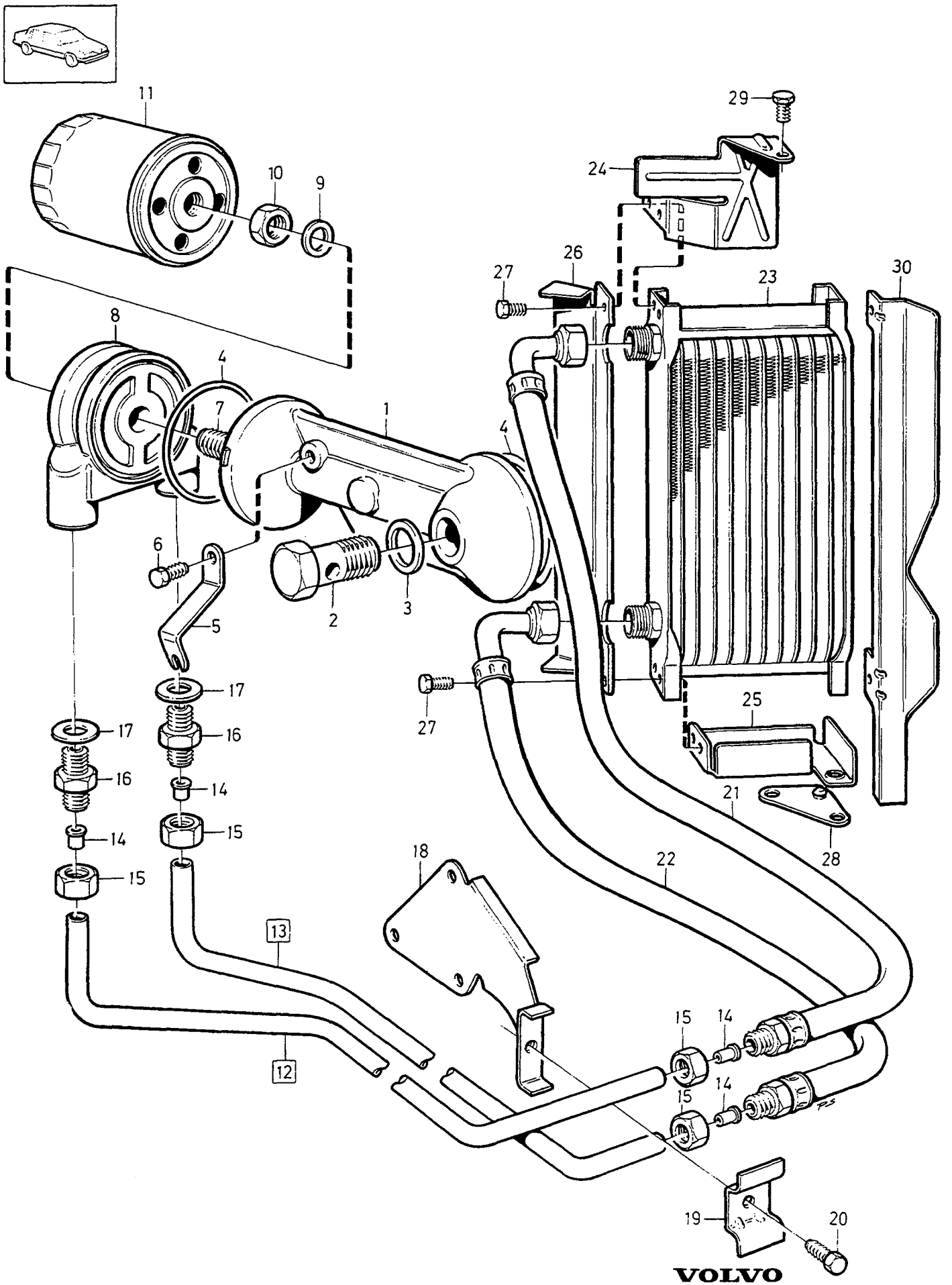

VOLVO
Genuine Parts
PV 220 43529

A
B
C
D
E

OIL COOLING — OLJEKYLNING

Group / Grupp: 22

Page / Sida: 171

B200ET

Fig	Part No. Artikel nr	Quantity / Antal A	B	C	D	E	PS	Description	Benämning	Notes Anmärkning	SR
1	1346618-0	1	-	-	-	-		Adapter	Adapter		4
2	1378281-8	1	-	-	-	-		Hollow screw	Hålskruv		2
3	3531702-3	1	-	-	-	-		Washer	Bricka		2
4	925093-7	2	-	-	-	-		O-ring	O-ring		2
5	1346984-6	1	-	-	-	-		Bracket	Konsol		4
6	948663-0	1	-	-	-	-		Flange screw	Flänsskruv	(948745)	2
7		1	-	-	-	-		Nipple	Nippel	SEE 22•169	
8	1276680-4	1	-	-	-	-		Thermostat housing	Termostathus		3
9	824589-6	1	-	-	-	-		Washer	Bricka		3
10	191701-2	1	-	-	-	-		Nut	Mutter		2
11		1	-	-	-	-		Oil filter	Oljefilter	SEE 22•169	
12	1346509-1	1	-	-	-	-		Oil pipe upper	Oljerör övre		3
13	1346511-7	1	-	-	-	-		Oil pipe lower	Oljerör undre		3
14	956970-8	4	-	-	-	-		•Ferrule	•Skärring		2
15	956984-9	4	-	-	-	-		•Nut	•Mutter		2
☆ 16	969155-1	2	-	-	-	-		Nipple	Nippel	(945629)	2
17	957179-5	2	-	-	-	-		Gasket	Packning		2
18	1357970-1	1	-	-	-	-		Bracket	Konsol		4
19	1378451-7	1	-	-	-	-		Clamp	Klamma		3
20	946934-7	1	-	-	-	-		Flange screw	Flänsskruv		2
21	1336836-0	-	-	-	-	-		Oil hose upper	Oljeslang övre		2
22	1336835-2	1	-	-	-	-		Oil hose lower	Oljeslang undre		2
23	1276676-2	1	-	-	-	-		Oil cooler	Oljekylare		5
24	3514143-1	1	-	-	-	-		Bracket upper	Konsol övre	(1378431)	4
25	1378430-1	1	-	-	-	-		Bracket lower	Konsol undre		4
26	1378432-7	1	-	-	-	-		Cover plate	Täckplåt		4
27	946544-4	8	-	-	-	-		Flange screw	Flänsskruv		2
28	1306254-2	1	-	-	-	-		Rubber cushion	Gummikudde		2
29	965175-3	1	-	-	-	-		Flange screw	Flänsskruv		2
30	1378433-5	1	-	-	-	-		Air shield	Luftskärm		4

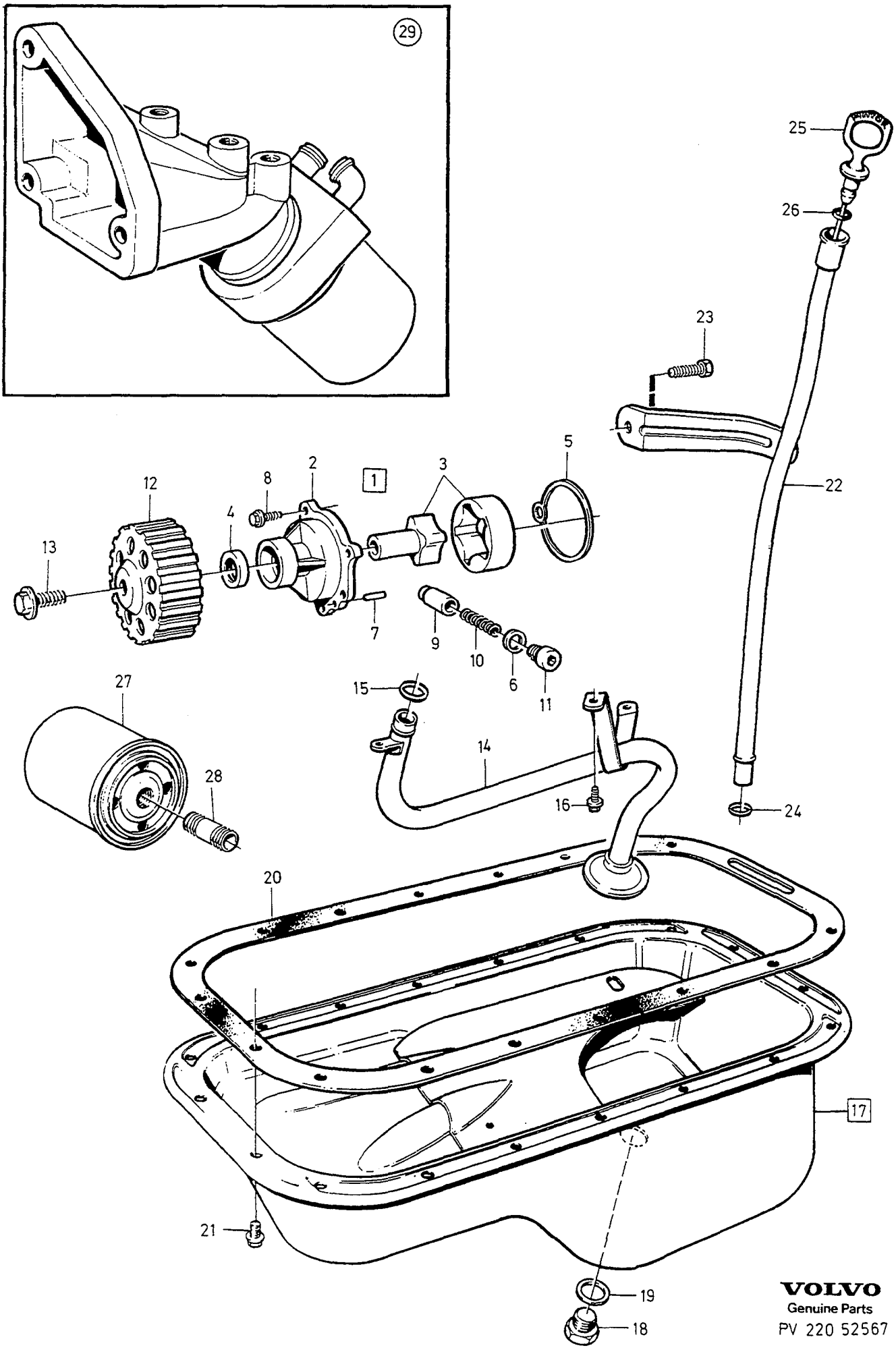

VOLVO
Genuine Parts
PV 220 52567

A
B
C
D
E

LUBRICATING SYSTEM SMÖRJSYSTEM

Group Grupp 22

Page Sida 173

B204

Fig	Part No. Artikel nr	Quantity / Antal A	B	C	D	E	PS	Description	Benämning	Notes Anmärkning	SR
1	271281-8	1	-	-	-	-		Oil pump	Oljepump		2
2		1	-	-	-	-	NS	• Housing	• Hus		
3		1	-	-	-	-	NS	• Pump rotor	• Pumphjul		
	270872-5	1	-	-	-	-		• Gasket kit	• Packningsats		2
4		1	-	-	-	-	NS	• • Gasket	• • Packning		
5	1326707-5	1	-	-	-	-		• • Gasket	• • Packning		2
6	957179-5	1	-	-	-	-		• • Gasket	• • Packning		2
7	950542-1	1	-	-	-	-		• Pin	• Pinne		2
8	947542-7	5	-	-	-	-		• Flange screw	• Flänsskruv		2
9		1	-	-	-	-	NS	• Piston	• Kolv		
10	3531268-5	1	-	-	-	-		• Spring	• Fjäder		3
11	1326264-7	1	-	-	-	-		Plug	Propp		2
12	3531087-9	1	-	-	-	-		Pulley	Kuggremhjul		3
13	968895-3	1	-	-	-	-		Flange screw	Flänsskruv		3
14	3514247-0	1	-	-	-	-		Pipe	Rör		4
15	1332698-8	1	-	-	-	-		O-ring	O-ring		2
16	945358-0	2	-	-	-	-		Flange screw	Flänsskruv	LG 10 mm	2
	969977-8	1	-	-	-	-		Flange screw	Flänsskruv	LG 12 mm	2
17	1378746-0	1	-	-	-	-		Sump	Oljesump		4
18	948187-0	1	-	-	-	-		• Plug	• Propp		1
19	18818-5	1	-	-	-	-		• Gasket	• Packning		1
20	1378864-1	1	-	-	-	-		Gasket	Packning		1
21	944926-5	18	-	-	-	-		Flange screw	Flänsskruv		2
22	1326316-5	1	-	-	-	-		Tube	Rör		3
☆ 23	949734-8	1	-	-	-	-		Screw	Skruv	(955274)	2
24	960162-6	1	-	-	-	-		O-ring	O-ring		2
25	3514627-3	1	-	-	-	-		Dipstick	Mätsticka	(1276624)	3
26	947114-5	1	-	-	-	-		O-ring	O-ring		2
27	1266286-2	1	-	-	-	-		Oil filter	Oljefilter		1
28	1366855-3	1	-	-	-	-		Nipple	Nippel		2
29		-	-	-	-	-		Oil cooling	Oljekylning	SEE 22 • 175	

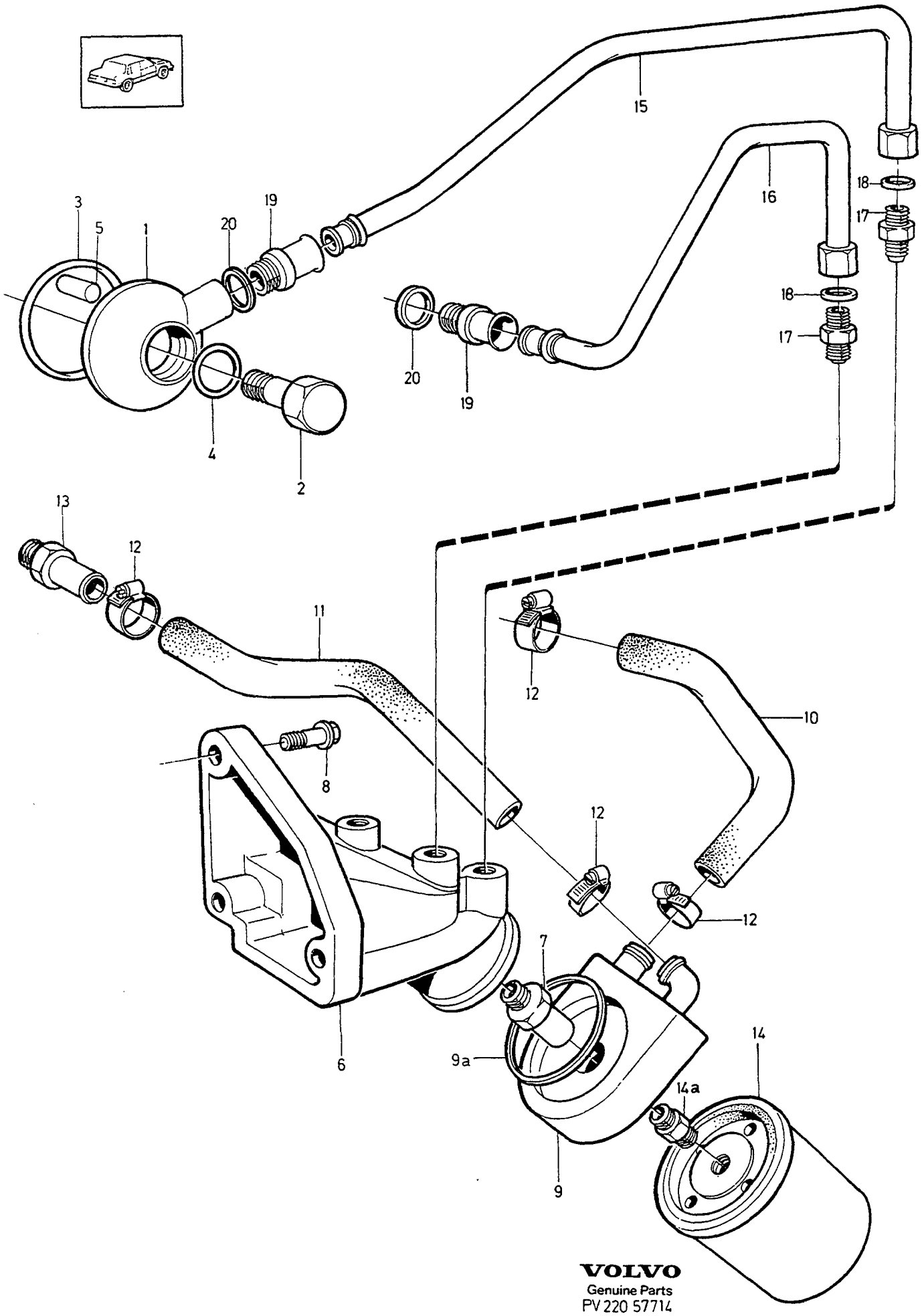

VOLVO
Genuine Parts
PV 220 57714

A
B
C
D
E

OIL COOLING — OLJEKYLNING

Group / Grupp: 22

Page / Sida: 175

B204

Fig	Part No. / Artikel nr	Quantity / Antal A	B	C	D	E	PS	Description	Benämning	Notes / Anmärkning	SR
1	3514454-2	1	-	-	-	-		Adapter	Adapter		4
2	3536148-4	1	-	-	-	-		Screw	Skruv		2
3	925255-2	1	-	-	-	-		O-ring	O-ring		2
4	949721-5	1	-	-	-	-		O-ring	O-ring		2
5	951154-4	1	-	-	-	-		Grooved pin	Räffelpinne	(950545)	2
6	3514455-9	1	-	-	-	-		Filter retainer	Filterhållare		2
7	3536149-2	1	-	-	-	-		Nipple	Nippel		2
8	946470-2	3	-	-	-	-		Flange screw	Flänsskruv		2
9	3514453-4	1	-	-	-	-		Oil cooler	Oljekylare		5
9a	3547188-7	1	-	-	-	-		Gasket	Packning		2
10	3514459-1	1	-	-	-	-		Hose inlet	Slang tillopp		2
11	3514460-9	1	-	-	-	-		Hose return	Slang retur		2
12	943472-1	4	-	-	-	-		Hose clamp	Slangklamma		2
13		-	-	-	-	-		Nipple	Nippel	SEE 21•101	
14		-	-	-	-	-		Oil filter	Oljefilter	SEE 22•173	
14a		-	-	-	-	-		Nipple	Nippel	SEE 22•173	
15	3547024-4	1	-	-	-	-		Oil pipe inlet	Oljerör tillopp		3
16	3547025-1	1	-	-	-	-		Oil pipe return	Oljerör retur		3
17	3536112-0	2	-	-	-	-		Nipple	Nippel		2
18	947622-7	2	-	-	-	-		Gasket	Packning		2
19	3536143-5	2	-	-	-	-		Snap-on coupling	Snabbkoppling		3
20	947624-3	2	-	-	-	-		Gasket	Packning		2

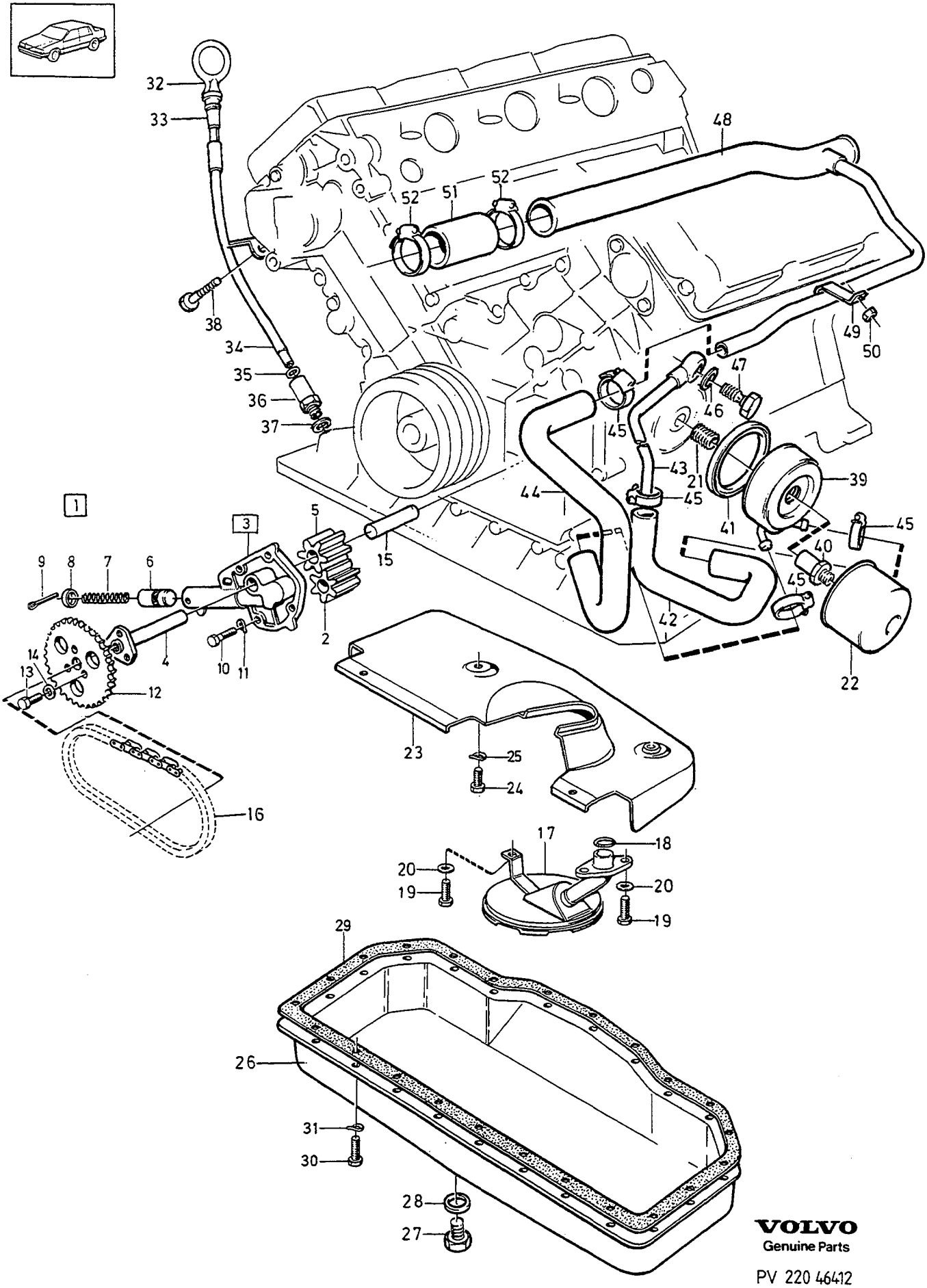

VOLVO
Genuine Parts

PV 220 46412

A
B
C
D
E

LUBRICATING SYSTEM — SMÖRJSYSTEM

Group / Grupp 22

Page / Sida 177

B280

Fig	Part No. Artikel nr	Quantity / Antal A	B	C	D	E	PS	Description	Benämning	Notes Anmärkning	SR
1	271307-1	1	-	-	-	-		Oil pump kit	Oljepumpsats		2
2		1	-	-	-	-	KN	•Gear	•Kugghjul	1)	
3		1	-	-	-	-	KN	•Cover	•Lock	1)	
4		1	-	-	-	-	KN	••Shaft	••Axel		
5		1	-	-	-	-	KN	••Gear	••Kugghjul		
6	247414-6	1	-	-	-	-	IK	••Valve piston	••Ventilkolv		3
7	245573-1	1	-	-	-	-	IK	••Spring	••Fjäder		3
8	*1218049*	1	-	-	-	-	OP	••Retainer	••Hållare		2
9	907862-7	1	-	-	-	-	IK	••Split pin	••Saxpinne		2
10	946480-1	4	-	-	-	-	IK	Screw	Skruv	1)	2
11	946599-8	4	-	-	-	-	IK	Spring washer	Fjäderbricka	1)	2
12	245154-0	1	-	-	-	-	IK	Sprocket	Kedjedrev	1)	3
13	955269-6	3	-	-	-	-	IK	Screw	Skruv	1)	2
14	955892-5	3	-	-	-	-	IK	Washer	Bricka	1)	2
15		1	-	-	-	-	NS	Shaft	Axel	1)	
16		1	-	-	-	-		Chain	Kedja	SEE 21•141	
17	245484-1	1	-	-	-	-		Oil strainer	Oljesil		3
18	947386-9	1	-	-	-	-	IK	O-ring	O-ring		2
19	946515-4	3	-	-	-	-		Screw	Skruv		2
20	946599-8	3	-	-	-	-		Spring washer	Fjäderbricka		2
21	1218299-4	1	-	-	-	-		Nipple	Nippel		3
22	1266286-2	1	-	-	-	-		Oil filter	Oljefilter		1
23	247527-5	1	-	-	-	-		Baffle plate	Skvalpplåt		5
24	946515-4	3	-	-	-	-		Screw	Skruv		2
25	946599-8	3	-	-	-	-		Spring washer	Fjäderbricka		2
26	1277366-9	1	-	-	-	-		Sump	Oljesump		4
27	1218178-0	1	-	-	-	-		Plug	Propp		1
28	11998-2	1	-	-	-	-		Gasket	Packning		1
29	3514109-2	1	-	-	-	-		Gasket	Packning	(245345)	1
30	946515-4	23	-	-	-	-		Screw	Skruv		2
31	946599-8	23	-	-	-	-		Spring washer	Fjäderbricka		2
32	464809-3	1	-	-	-	-		Dipstick	Mätsticka		3
33	947114-5	1	-	-	-	-		O-ring	O-ring		2
34	1271329-3	1	-	-	-	-		Tube	Rör		3
35	960162-6	1	-	-	-	-		O-ring	O-ring		2
36	269834-8	1	-	-	-	-		Fitting	Förskruvning		3
37	18671-8	1	-	-	-	-		Gasket	Packning		2
38	946440-5	1	-	-	-	-		Flange screw	Flänsskruv		2
39	*(1274762)*	1	-	-	-	-	SP	Oil cooler	Oljekylare	REPL 1 PCS 1271493-7, 1 PCS 1271508-2	5
40	1274778-8	1	-	-	-	-		Nipple	Nippel		3
41	3547188-7	1	-	-	-	-		Gasket	Packning		2
42	1271381-4	1	-	-	-	-		Hose	Slang		2
43	1271385-5	1	-	-	-	-		Pipe	Rör		2
☆ 44	1271449-9	1	-	-	-	-		Hose	Slang		2
45	943473-9	4	-	-	-	-		Hose clamp	Slangklamma		2
46	11996-6	1	-	-	-	-		Gasket	Packning		1
47	190713-8	1	-	-	-	-		Hollow screw	Hålskruv		2
48	1271444-0	1	-	-	-	-		Coolant pipe	Kylvätskerör		4
49		1	-	-	-	-	NS	Attaching lug	Fästögla		
50	968162-8	1	-	-	-	-		Nut	Mutter		2
51	943368-1	X	-	-	-	-		Rubber hose "water pump-water pipe"	Gummislang "vattenpump-vattenrör"	LG 62 mm	2
52	943474-7	2	-	-	-	-		Hose clamp	Slangklamma		2

1) Included in complete cylinder block. / Ingår i cylinderblock komplett.

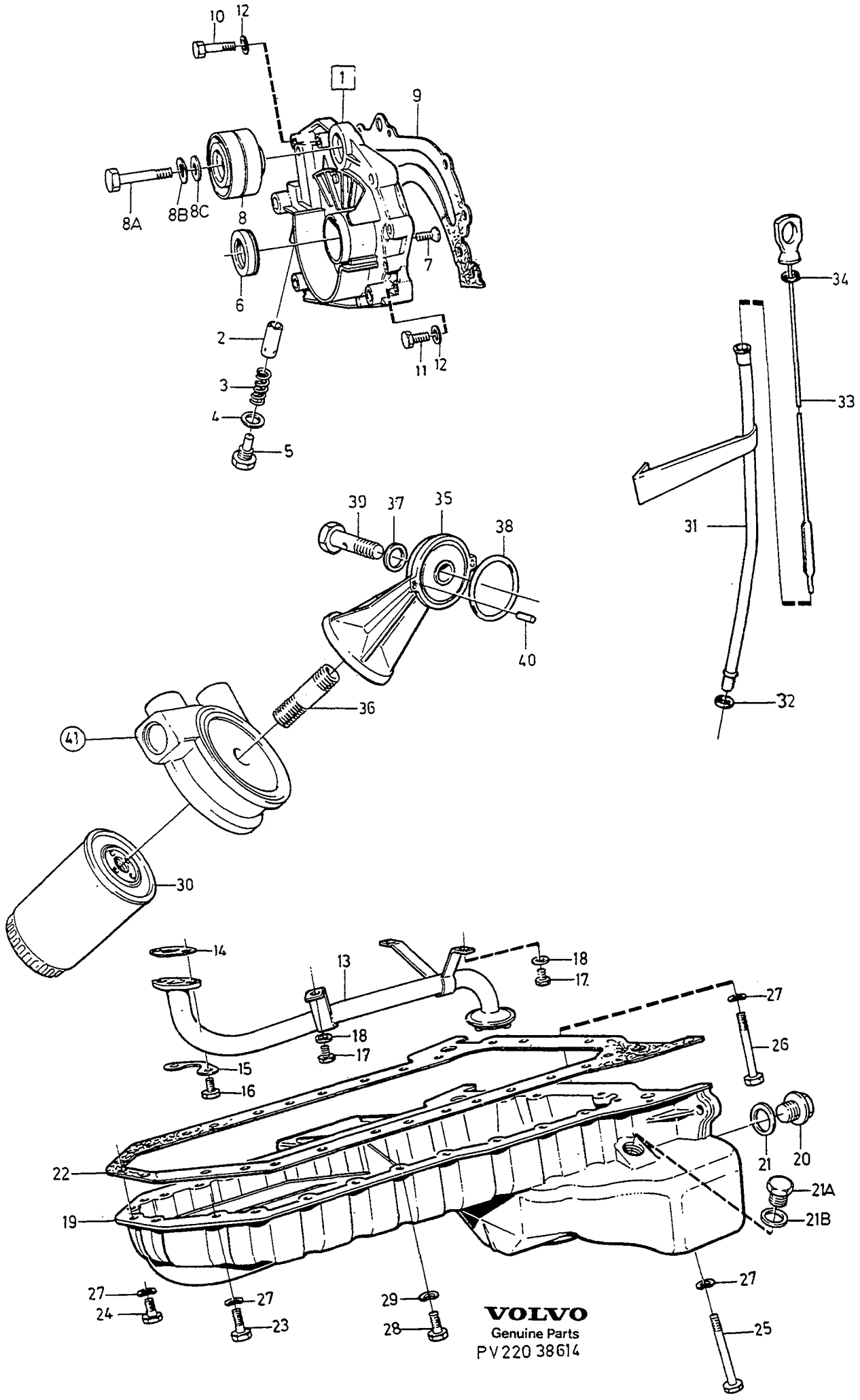
10
12
1
9
8A
8B
8C
8
7
6
2
3
4
5
11
12
34
33
31
32
39
37
35
38
40
36
41
30
14
13
18
17
15
16
27
26
21
20
21A
21B
22
19
27
24
27
23
29
28
27
25
VOLVO
Genuine Parts
PV220 38614

A
B
C
D
E

LUBRICATING SYSTEM SMÖRJSYSTEM

Group / Grupp 22

Page / Sida 179

D24TIC

Fig	Part No. / Artikel nr	Quantity / Antal A	B	C	D	E	PS	Description	Benämning	Notes / Anmärkning	SR
1	1328977-2	1	-	-	-	-		Oil pump	Oljepump		2
2	1328239-7	1	-	-	-	-		• Piston	• Kolv		3
3	1328240-5	1	-	-	-	-		• Spring	• Fjäder		3
4	18677-5	1	-	-	-	-		• Gasket	• Packning		2
5	1328241-3	1	-	-	-	-		• Plug	• Propp		3
6	1257113-9	1	-	-	-	-		• Sealing ring	• Tätningsring		2
7	956204-2	6	-	-	-	-		• Screw	• Skruv		2
8	1257120-4	1	-	-	-	-		• Idler pulley	• Brytrulle		4
8a	1257608-8	1	-	-	-	-		Screw	Skruv		2
8b	941906-0	1	-	-	-	-		Spring washer	Fjäderbricka		2
8c	960140-2	1	-	-	-	-		Washer	Bricka	(960139)	2
9	3507028-3	1	-	-	-	-		Gasket	Packning	(1257121)	2
10	955275-3	1	-	-	-	-		Screw	Skruv	M6 X 32	2
11	955273-8	2	-	-	-	-		Screw	Skruv	M6 X 22	2
12	941906-0	3	-	-	-	-		Spring washer	Fjäderbricka		2
13	1257803-5	1	-	-	-	-		Pipe	Rör		3
14	3507029-1	1	-	-	-	-		Gasket	Packning	(1257131)	2
15	1257132-9	1	-	-	-	-		Striker plate	Låsbleck		2
16	955272-0	2	-	-	-	-		Screw	Skruv		2
17	955268-8	3	-	-	-	-		Screw	Skruv		2
18	941906-0	3	-	-	-	-		Spring washer	Fjäderbricka		2
19	1257820-9	1	-	-	-	-		Sump	Oljesump		4
20	966144-8	1	-	-	-	-		Plug	Propp	M18	1
21	11998-2	1	-	-	-	-		Gasket	Packning		1
21a	960631-0	1	-	-	-	-		Plug	Propp	M16	2
21b	11996-6	1	-	-	-	-		Gasket	Packning		1
22	3507025-9	1	-	-	-	-		Gasket	Packning	(1257662)	1
23	1257380-4	24	-	-	-	-		Screw	Skruv	M6 X 18	2
24	1257381-2	1	-	-	-	-		Screw	Skruv	M6 X 28	2
25	955283-7	1	-	-	-	-		Screw	Skruv	M6 X 75	2
26	955286-0	1	-	-	-	-		Screw	Skruv	M6 X 100	2
27	941906-0	27	-	-	-	-		Spring washer	Fjäderbricka		2
28	955295-1	2	-	-	-	-		Screw	Skruv	M8 X 20	2
29	941907-8	2	-	-	-	-		Spring washer	Fjäderbricka		2
30	1328162-1	1	-	-	-	-		Oil filter	Oljefilter		1
31	1257827-4	1	-	-	-	-		Pipe	Rör		3
32	960162-6	1	-	-	-	-		O-ring	O-ring		2
33	1257134-5	1	-	-	-	-		Dipstick	Mätsticka		3
34	947114-5	1	-	-	-	-		O-ring	O-ring		2
35	1328197-7	1	-	-	-	-		Bracket	Konsol		4
36	1328776-8	1	-	-	-	-		Nipple	Nippel		3
37	947628-4	1	-	-	-	-		Gasket	Packning		2
38	1328230-6	1	-	-	-	-		O-ring	O-ring		2
39	1328231-4	1	-	-	-	-		Hollow screw	Hålskruv		2
40	1328224-9	1	-	-	-	-		Pin	Stift		2
41		1	-	-	-	-		Oil cooling	Oljekylning	SEE 22 • 181	

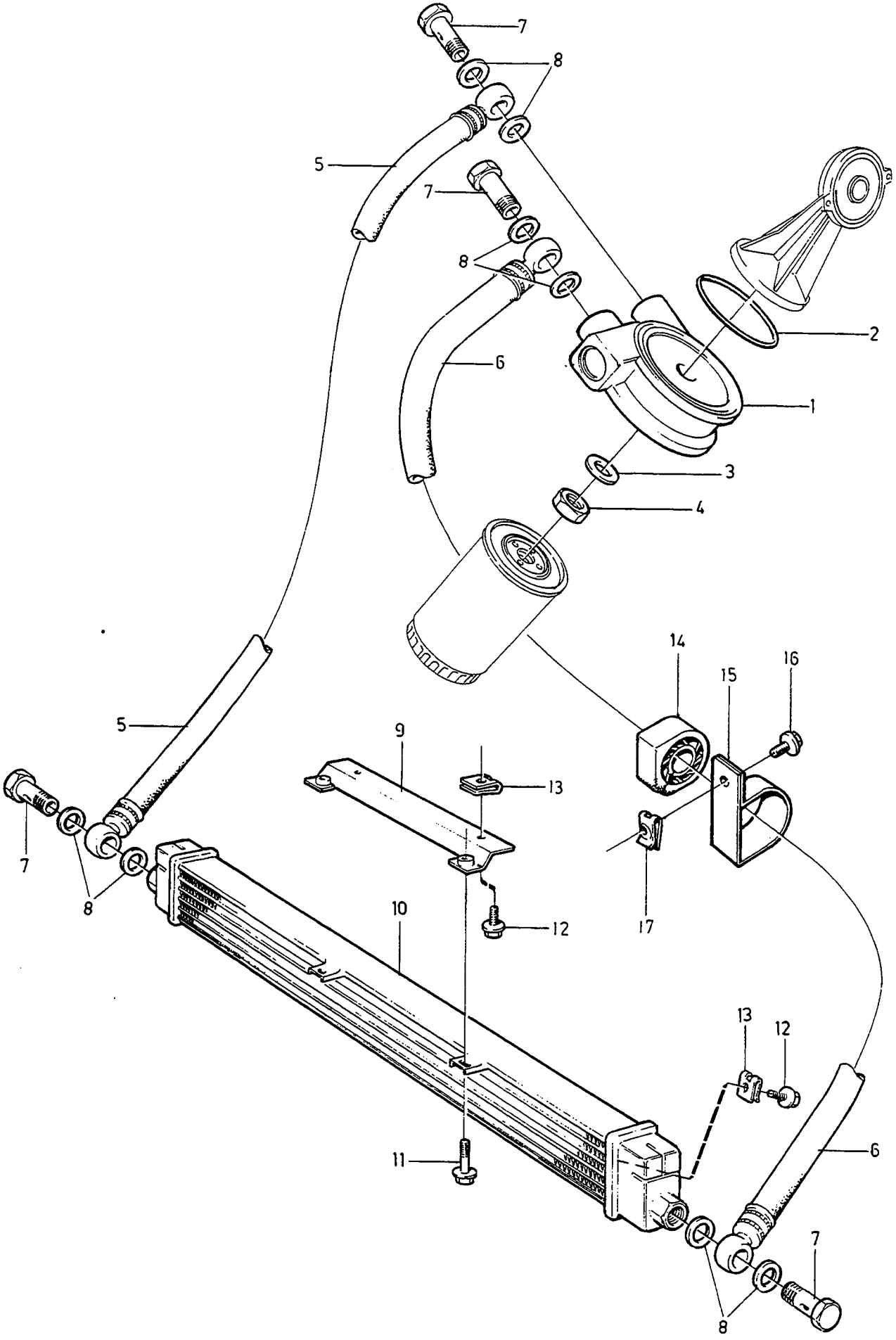

VOLVO
Genuine Parts
PV 220 43257

A
B
C
D
E

OIL COOLING — OLJEKYLNING

Group / Grupp: 22

Page / Sida: 181

D24TIC

Fig	Part No. Artikel nr	Quantity / Antal A	B	C	D	E	PS	Description	Benämning	Notes Anmärkning	SR
1	*270693*	1	-	-	-	-	OP	Oil cooler kit	Oljekylarsats		5
1	1276680-4	1	-	-	-	-		• Thermostat housing	• Termostathus		3
2	925093-7	1	-	-	-	-		• O-ring	• O-ring		2
3	1357856-2	1	-	-	-	-		• Washer	• Bricka		2
4	1328233-0	1	-	-	-	-		• Nut	• Mutter		2
5	1328828-7	1	-	-	-	-		• Hose	• Slang		2
6	1328829-5	1	-	-	-	-		• Hose	• Slang		2
7	974678-5	4	-	-	-	-		• Hollow screw	• Hålskruv		2
8	957179-5	4	-	-	-	-		• Gasket	• Packning		2
9	1328833-7	1	-	-	-	-		• Bracket	• Konsol		4
10	3528188-0	1	-	-	-	-		• Oil cooler	• Oljekylare		5
11	965175-3	2	-	-	-	-		• Flange screw	• Flänsskruv	M6 X 12	2
12	965354-4	4	-	-	-	-		• Screw	• Skruv		2
13	191391-2	4	-	-	-	-		• Spring nut	• Fjädermutter		2
14	1328971-5	1	-	-	-	-		• Rubber bushing	• Gummibussning		2
15	3514873-3	1	-	-	-	-		• Clamp	• Klamma	(1370039)	5
16	965354-4	1	-	-	-	-		• Screw	• Skruv		2
17	191391-2	1	-	-	-	-		• Spring nut	• Fjädermutter		2

FUEL SYSTEM / BRÄNSLESYSTEM

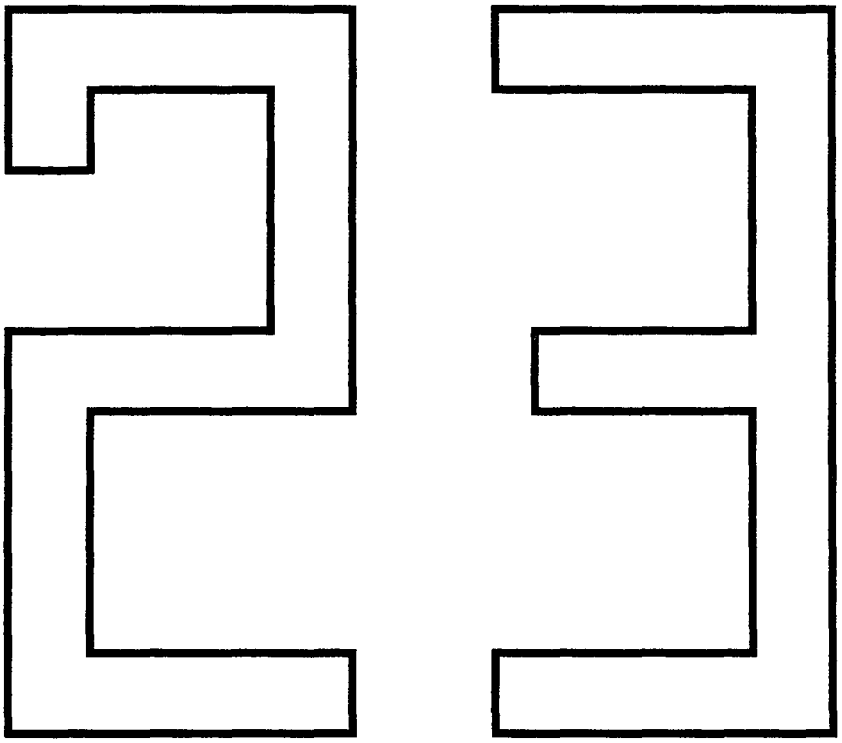

A
B
C
D
E

SUB GROUP
FUEL SYSTEM

UNDERGRUPP
BRÄNSLESYSTEM

Group / Grupp: 23
Page / Sida: 183

Fig	Part No. Artikel nr	Quantity / Antal A	B	C	D	E	PS	Description	Benämning	Notes Anmärkning	SR
								B200ET	B200ET		
		-	-	-	-	-		Fuel system	Bränslesystem	SEE 23•185	
		-	-	-	-	-		Overflow valve	Överströmningsventil	SEE 23•203	
		-	-	-	-	-		Control slide with fittings	Reglerslid med monterings-detaljer	SEE 28•351	
		-	-	-	-	-		Fuel pump with fittings	Bränslepump med monterings-detaljer	SEE 23•219	
		-	-	-	-	-		Fuel pipes from tank to engine	Bränsleledningar från tank till motor	SEE 23•207	
		-	-	-	-	-		B204GT	B204GT		
		-	-	-	-	-		Fuel system	Bränslesystem	SEE 23•187	
		-	-	-	-	-		Control slide with fittings	Reglerslid med monterings-detaljer	SEE 28•351	
		-	-	-	-	-		Fuel pump with fittings	Bränslepump med monterings-detaljer	SEE 23•219	
		-	-	-	-	-		Fuel pipes from tank to engine	Bränsleledningar från tank till motor	SEE 23•207	
		-	-	-	-	-		B280E/F	B280E/F		
		-	-	-	-	-		Fuel system	Bränslesystem	SEE 23•189	
		-	-	-	-	-		Control slide with fittings	Reglerslid med monterings-detaljer	SEE 28•351	
		-	-	-	-	-		Fuel pump with fittings	Bränslepump med monterings-detaljer	SEE 23•219	
		-	-	-	-	-		Fuel pipes from tank to engine	Bränsleledningar från tank till motor	SEE 23•207	
		-	-	-	-	-		D24TIC	D24TIC	SEE 23•191	
		-	-	-	-	-		Fuel system	Bränslesystem	SEE 23•191	
		-	-	-	-	-		Injector with engine fuel pipes and fuel filter	Insprutare med bränslerör motor, bränslefilter	SEE 23•199	
		-	-	-	-	-		Fuel pipes from tank to engine	Bränsleledningar från tank till motor	SEE 23•209	
		-	-	-	-	-		Carbon filter with fittings	Kolfilter med monterings-detaljer	SEE 23•205	
								Fuel tank and connecting parts	Bränsletank och anslutningsdetaljer		
		-	-	-	-	-		•-1987	•-1987	SEE 23•213	
		-	-	-	-	-		•1988-	•1988-	SEE 23•215	
		-	-	-	-	-		Balancing system for fuel tanks	Utjämningssystem för bränsletank	SEE 23•217	
		-	-	-	-	-		Repair kits	Reparationssats	SEE 23•221	

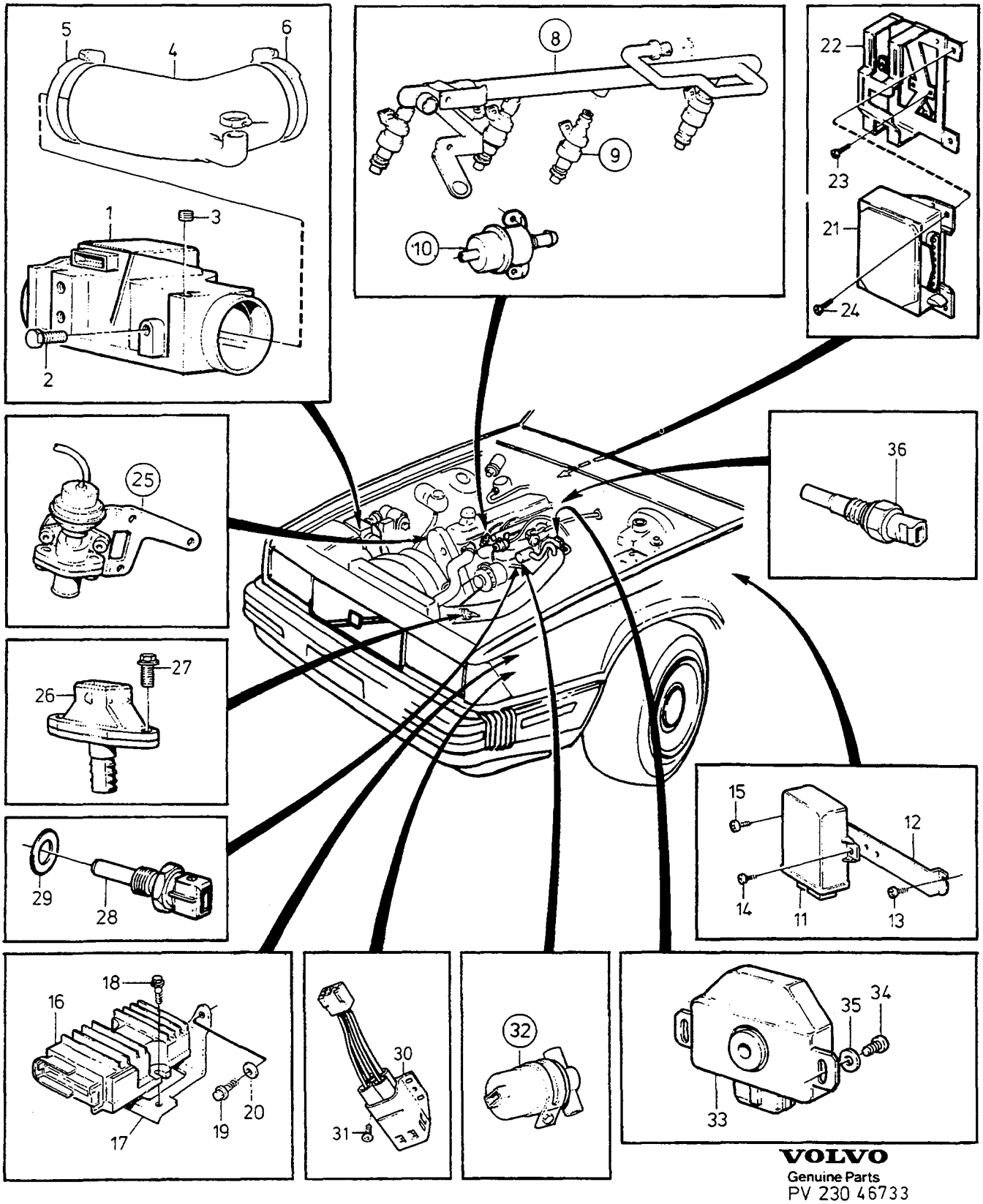

VOLVO
Genuine Parts
PV 230 46733

A
B
C
D
E

FUEL SYSTEM — BRÄNSLESYSTEM

Group / Grupp: 23

Page / Sida: 185

B200ET

Fig	Part No. Artikel nr	Quantity / Antal A	B	C	D	E	PS	Description	Benämning	Notes Anmärkning	SR
1	1346698-2	1	-	-	-	-		Volumeter	Mängdmätare		3
2	949853-6	3	-	-	-	-		Screw	Skruv		2
3	1336347-8	1	-	-	-	-		Sealing plug	Plomberingsplugg		2
4	1336536-6	1	-	-	-	-		Fresh air hose	Friskluftslang		2
5	966831-0	1	-	-	-	-		Hose clamp	Slangklämma		2
6	943480-4	1	-	-	-	-		Hose clamp	Slangklamma		2
7	943475-4	1	-	-	-	-		Hose clamp	Slangklamma	(967790)	2
8		1	-	-	-	-		Fuel pipe	Bränslerör	SEE 23 • 193	
9		1	-	-	-	-		Injection valve	Insprutningsventil	SEE 23 • 193	
10		1	-	-	-	-		Pressure regulator	Tryckregulator	SEE 23 • 193	
11	1346567-9	1	-	-	-	-		Control unit	Styrenhet		3
12	1332203-7	1	-	-	-	-		Bracket	Konsol		5
13	969278-1	1	-	-	-	-		Screw	Skruv	(955138)	2
14	968465-5	1	-	-	-	-		Screw	Skruv		2
15	972079-8	1	-	-	-	-		Screw	Skruv	(968464)	2
16	1346329-4	1	-	-	-	-		Control unit	Styrenhet		3
17	3501546-0	1	-	-	-	-		Bracket	Konsol	(1346389) -1987	4
	1389485-2	1	-	-	-	-		Bracket	Konsol	1988-	3
18	946544-4	2	-	-	-	-		Flange screw	Flänsskruv		2
	965483-1	1	-	-	-	-		Flange nut	Flänsmutter	1988-	2
19	190364-0	2	-	-	-	-		Screw	Skruv		2
20	955892-5	2	-	-	-	-		Washer	Bricka		2
21		1	-	-	-	-		Control unit green marking	Styrenhet grön märkning	SEE 28 • 351	
22		1	-	-	-	-		Bracket	Konsol	SEE 28 • 351	
23		3	-	-	-	-		Screw	Skruv	SEE 28 • 351	
24		3	-	-	-	-		Screw	Skruv	SEE 28 • 351	
25		1	-	-	-	-		Valve	Ventil	SEE 23 • 203	
26	1317273-9	1	-	-	-	-		Temperature sensor charge air	Temperaturgivare laddluft		3
27	946934-7	2	-	-	-	-		Flange screw	Flänsskruv		2
28	1346030-8	1	-	-	-	-		Temperature sensor fuel injection	Temperaturgivare bränsleinsprutning		3
29	947282-0	1	-	-	-	-		Gasket	Packning		2
30	3531339-4	1	-	-	-	-		Series resistance	Förkopplingsmotstånd	(1336810)	2
31	960862-1	2	-	-	-	-		Screw	Skruv		2
32		1	-	-	-	-		Auxiliary air valve	Tillsatsluftventil	SEE 28 • 351	
33	3517068-7	1	-	-	-	-		Shutter contact	Spjällkontakt	(1306938)	3
34	961235-9	2	-	-	-	-		Screw	Skruv		2
35	955891-7	2	-	-	-	-		Washer	Bricka		2
36	1219731-5	1	-	-	-	-		Thermo time sensor	Termotidgivare		3

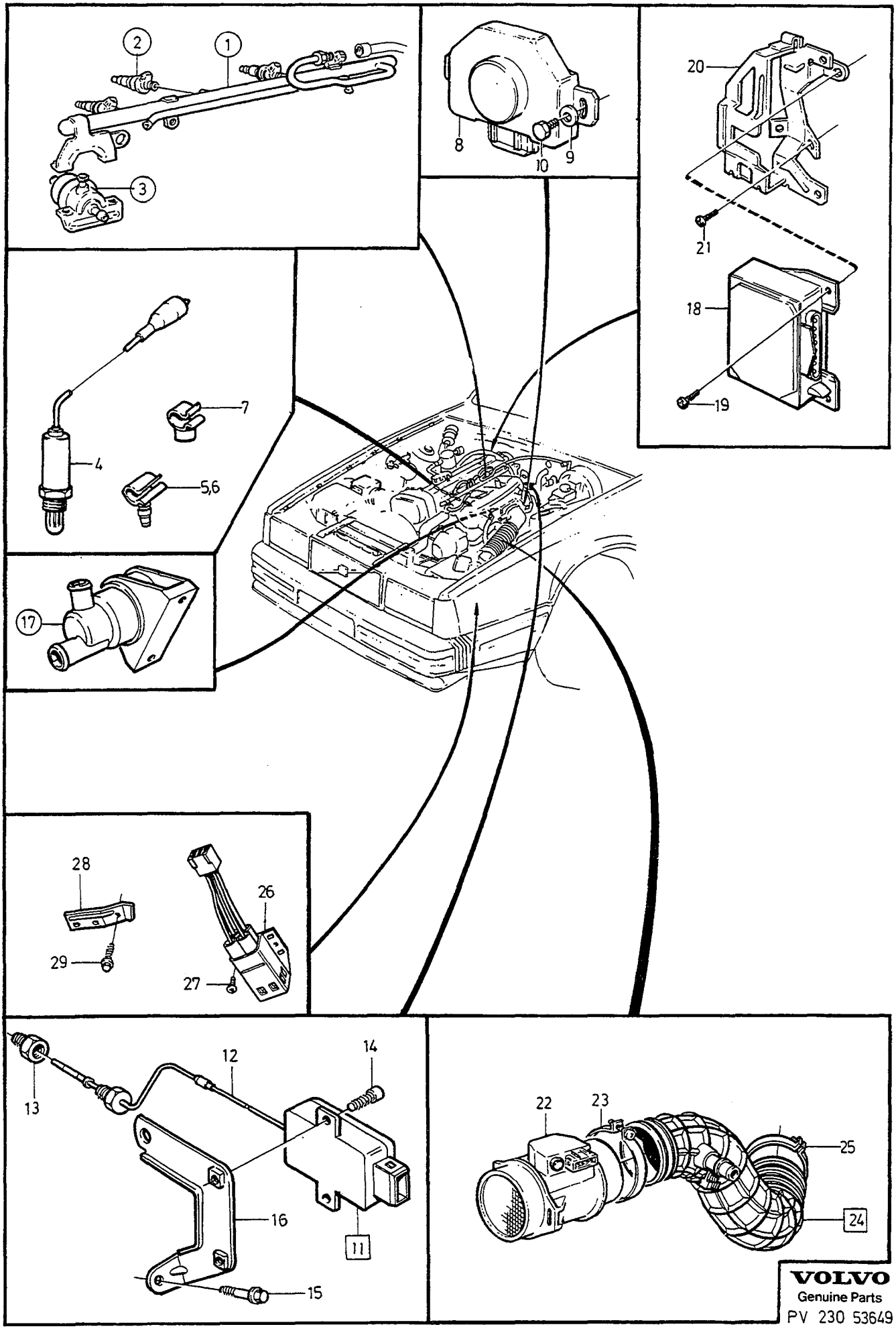

VOLVO
Genuine Parts
PV 230 53649

A
B
C
D
E

FUEL SYSTEM — BRÄNSLESYSTEM

Group / Grupp: 23

Page / Sida: 187

B204GT

Fig	Part No. Artikel nr	Quantity / Antal A	B	C	D	E	PS	Description	Benämning	Notes Anmärkning	SR
1		1	-	-	-	-		Fuel pressure pipes with fittings	Bränslefördelningsrör med monteringsdetaljer	SEE 23•195	
2		4	-	-	-	-		Injector	Insprutare	SEE 23•195	
3		1	-	-	-	-		Pressure regulator	Tryckregulator	SEE 23•195	
4	3517778-1	1	-	-	-	-		Lambda sond	Lambdasond		2
5	1326152-4	1	-	-	-	-		Clip	Clips		3
6	1389984-4	1	-	-	-	-		Retainer	Hållare		3
7	1326153-2	1	-	-	-	-		Retaining clip	Hållare		3
8	3517772-4	1	-	-	-	-		Potentiometer	Potentiometer		3
9	955891-7	2	-	-	-	-		Washer	Bricka		2
10	961235-9	2	-	-	-	-		Screw	Skruv		2
	975146-2	2	-	-	-	-		Hex. socket screw	Insexskruv		2
11	3514565-5	1	-	-	-	-		Sensor	Givare		3
12		1	-	-	-	-	NS	Tube	Rör		
13	3531036-6	1	-	-	-	-		Nipple	Nippel		3
14	942000-1	2	-	-	-	-		Screw	Skruv		2
15	940199-3	1	-	-	-	-		Screw	Skruv		2
16	3517908-4	1	-	-	-	-		Bracket	Konsol		3
17		1	-	-	-	-		Control slide	Reglerslid	SEE 28•351	
18		1	-	-	-	-		Control unit	Styrenhet	SEE 28•351	
19		2	-	-	-	-		Screw	Skruv	SEE 28•351	
20		1	-	-	-	-		Bracket	Konsol	SEE 28•351	
21		3	-	-	-	-		Screw	Skruv	SEE 28•351	
22	3517569-4	1	-	-	-	-		Volumeter	Mängdmätare		3
23	943482-0	1	-	-	-	-		Hose clamp	Slangklamma		2
24	3514560-6	1	-	-	-	-		Fresh air hose	Friskluftslang	I.DIA 80mm	3
25	943480-4	1	-	-	-	-		Hose clamp	Slangklamma		2
26	3531339-4	1	-	-	-	-		Series resistance	Förkopplingsmotstånd		2
27	969278-1	2	-	-	-	-		Screw	Skruv		2
28	3531142-2	1	-	-	-	-		Attaching plate	Fästplåt		3
29	969487-8	1	-	-	-	-		Screw	Skruv		2

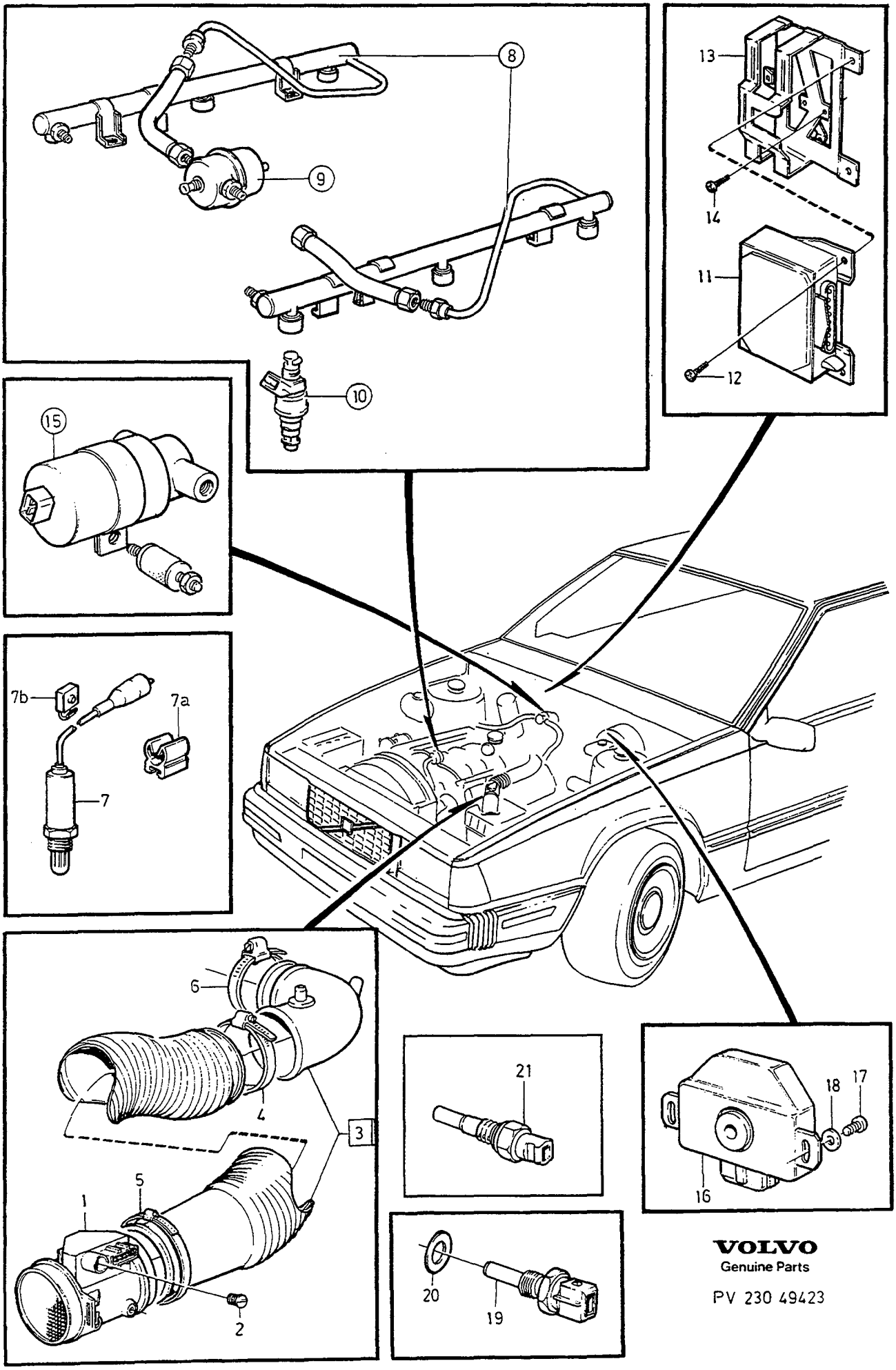

VOLVO
Genuine Parts

PV 230 49423

A	B280E
B	B280F
C	
D	
E	

FUEL SYSTEM — BRÄNSLESYSTEM

Group / Grupp: 23

Page / Sida: 189

B280E, B280F

Fig	Part No. Artikel nr	Quantity / Antal A	B	C	D	E	PS	Description	Benämning	Notes Anmärkning	SR
1	1336354-4	1	1	-	-	-		Volumeter	Mängdmätare		3
2	1317751-4	1	1	-	-	-		Plug	Plugg		2
3	1367499-9	1	1	-	-	-		Fresh air hose	Friskluftslang		2
4	943482-0	1	1	-	-	-		• Hose clamp	• Slangklamma		2
5	943482-0	1	1	-	-	-		Hose clamp	Slangklamma		2
6	943480-4	1	1	-	-	-		Hose clamp	Slangklamma		2
7	3501753-2	-	1	-	-	-		Lambda sond	Lambdasond		2
7a	1272401-9	-	2	-	-	-		Clamp	Klamma		2
7b	1389747-5	-	2	-	-	-		Clip	Clips		3
8		1	1	-	-	-		Fuel pipe	Bränslerör	SEE 23 • 197	
9		1	1	-	-	-		Pressure regulator	Tryckregulator	SEE 23 • 197	
10		6	6	-	-	-		Injection valve	Insprutningsventil	SEE 23 • 197	
11		1	-	-	-	-		Control unit	Styrenhet	SEE 28 • 351	
12		2	2	-	-	-		Screw	Skruv	SEE 28 • 351	
13		1	1	-	-	-		Bracket	Konsol	SEE 28 • 351	
14	969487-8	3	3	-	-	-		Screw	Skruv	(958244)	2
15		1	1	-	-	-		Control slide	Reglerslid	SEE 28 • 351	
16	3517068-7	1	1	-	-	-		Shutter contact	Spjällkontakt	(1306938)	3
17	961235-9	2	2	-	-	-		Screw	Skruv		2
18	955891-7	2	2	-	-	-		Washer	Bricka		2
19	1346030-8	1	1	-	-	-		Temperature sensor fuel injection	Temperaturgivare bränsleinsprutning		3
20	947282-0	1	1	-	-	-		Gasket	Packning		2
21	1219731-5	1	1	-	-	-		Thermo time sensor	Termotidgivare		3

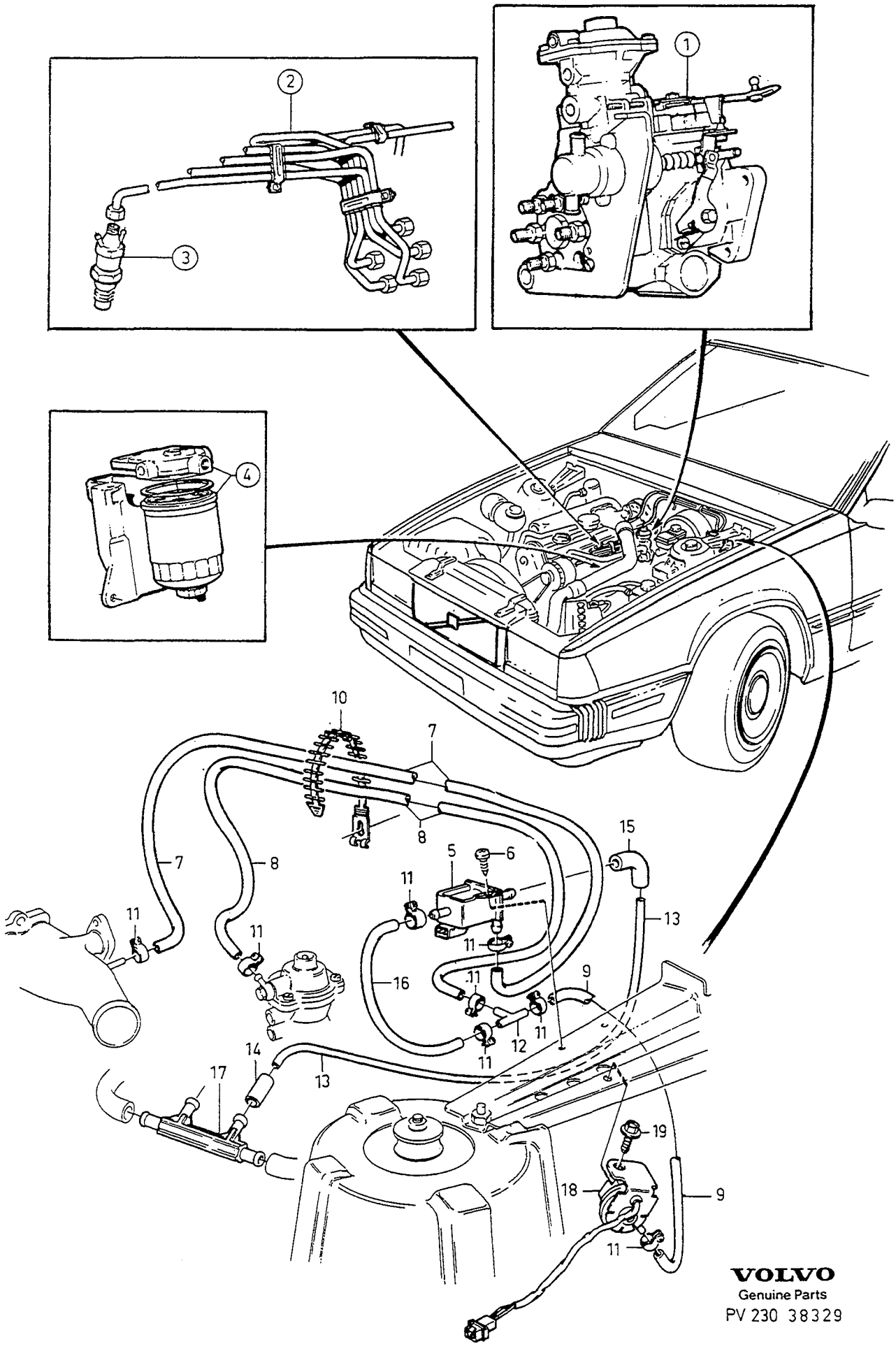

VOLVO
Genuine Parts
PV 230 38329

A
B
C
D
E

FUEL SYSTEM
REGULATING SYSTEM

BRÄNSLESYSTEM
REGLERSYSTEM

Group
Grupp
23

Page
Sida
191

D24TIC

Fig	Part No. Artikel nr	Quantity / Antal A	B	C	D	E	PS	Description	Benämning	Notes Anmärkning	SR
1		1	-	-	-	-		Injection pump With fittings	Insprutningspump Med monteringsdetaljer	SEE 23•211	
2		6	-	-	-	-		Fuel pipe	Bränslerör	SEE 23•199	
3		6	-	-	-	-		Injector	Insprutare	SEE 23•199	
4		1	-	-	-	-		Fuel filter	Bränslefilter	SEE 23•199	
5	1336593-7	1	-	-	-	-		Solenoid valve	Magnetventil		3
6	969278-1	1	-	-	-	-		Screw	Skruv	(955138)	2
7	1306702-0	X	-	-	-	-		Hose	Slang	LG 950mm	2
8	1306702-0	X	-	-	-	-		Hose	Slang	LG 950mm	2
9	1306702-0	X	-	-	-	-		Hose	Slang	LG 100mm	2
10	969019-9	X	-	-	-	-		Strip clamp	Bandklamma	(968333)	2
11	975268-4	8	-	-	-	-		Hose clamp	Slangklämma	(946709)	2
12	973451-8	1	-	-	-	-		Nipple	Nippel		2
13	967563-8	X	-	-	-	-		Plastic pipe	Plaströr	LG 400mm	2
14	1328173-8	1	-	-	-	-		Connector	Anslutning		2
15	1332455-3	1	-	-	-	-		Coupling piece	Kopplingsstycke		2
16	1272328-4	X	-	-	-	-		Hose	Slang	LG 60mm	2
17	1229191-0	1	-	-	-	-		Four-way union	Fyrvägsförgrening		2
18	1362642-9	1	-	-	-	-		Pressure monitor	Tryckvakt		3
19	972079-8	1	-	-	-	-		Screw	Skruv	(965395)	2

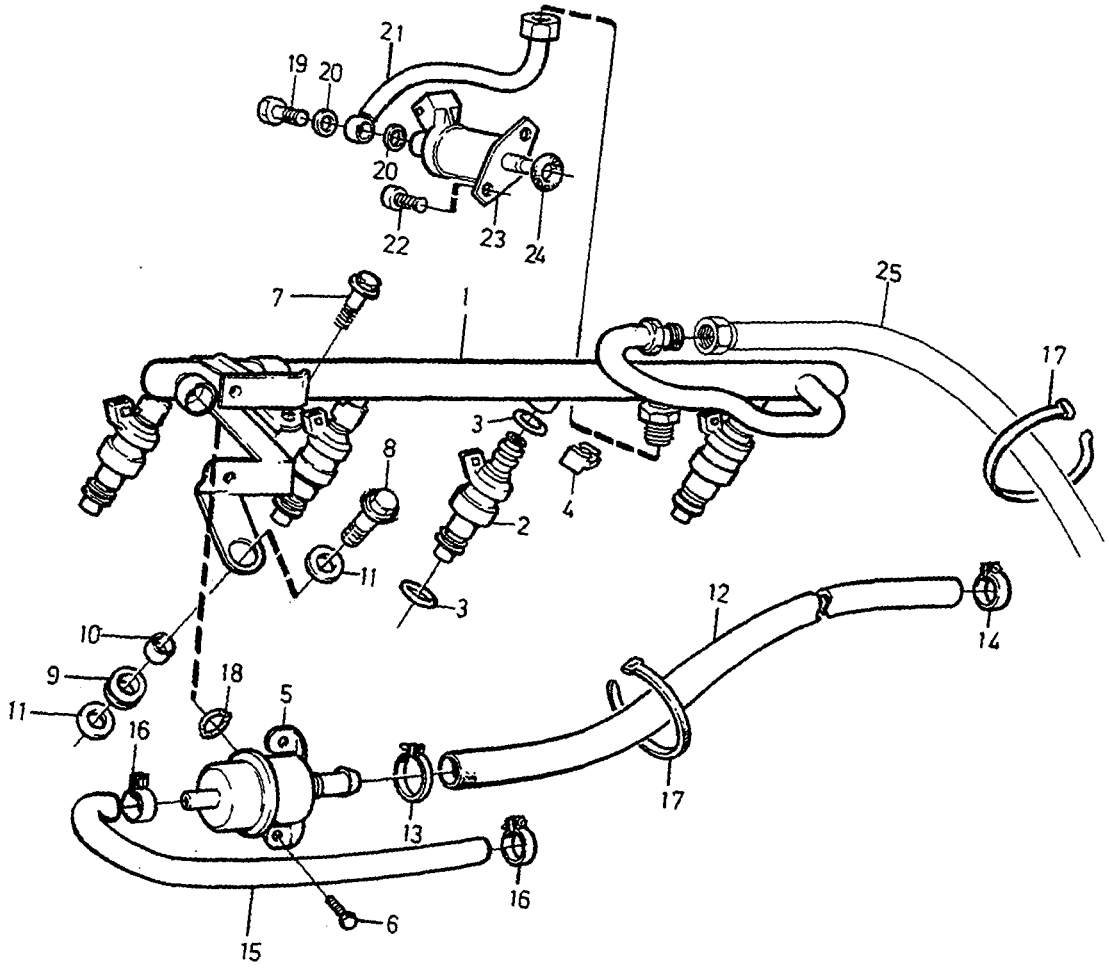

© VOLVO
Genuine Parts
PV 231 56426

A
B
C
D
E

FUEL PRESSURE PIPES WITH FITTINGS — BRÄNSLEFÖRDELNINGSRÖR MED MONTERINGSDETALJER

Group / Grupp 23

Page / Sida 193

B200ET

Fig	Part No. / Artikel nr	Quantity / Antal A	B	C	D	E	PS	Description	Benämning	Notes / Anmärkning	SR
1	3514913-7	1	-	-	-	-		Fuel pipe	Bränslerör	(1367109)	3
2	1346699-0	4	-	-	-	-		Injection valve	Insprutningsventil		2
3	1346393-0	4	-	-	-	-		•O-ring kit	•O-ringsats	SEE 23•221	2
4	1326062-5	4	-	-	-	-		Clamp	Klamma		3
5	3517063-8	1	-	-	-	-		Pressure regulator	Tryckregulator	(1357705)	3
6	955268-8	2	-	-	-	-		Screw	Skruv		2
7	948746-3	2	-	-	-	-		Flange screw	Flänsskruv		2
8	949845-2	1	-	-	-	-		Flange screw	Flänsskruv		3
9	1332625-1	1	-	-	-	-		Rubber bushing	Gummibussning		3
10	1317007-1	1	-	-	-	-		Spacer sleeve	Distanshylsa		3
11	1367124-3	2	-	-	-	-		Washer	Bricka		2
12	1266500-6	X	-	-	-	-		Fuel hose	Bränsleslang	LG 800mm	2
13	943469-7	1	-	-	-	-		Hose clamp	Slangklamma	(945652)	2
14	1321719-5	1	-	-	-	-		Clamp	Klamma		2
15	1306703-8	X	-	-	-	-		Hose	Slang		2
☆ 16	976572-8	2	-	-	-	-		Hose clamp	Slangklämma	(947331)	2
17	948211-8	1	-	-	-	-		Strip clamp	Bandklamma		2
18		1	-	-	-	-	KN	O-ring	O-ring	SEE 23•221	
19	966833-6	1	-	-	-	-		Hollow screw	Hålskruv		2
20	947620-1	2	-	-	-	-		Gasket	Packning		2
21	1317061-8	1	-	-	-	-		Fuel pipe	Bränslerör		3
22	942001-9	2	-	-	-	-		Screw	Skruv		2
23	3517066-1	1	-	-	-	-		Starter valve	Startventil		3
24	949761-1	1	-	-	-	-		O-ring	O-ring		2

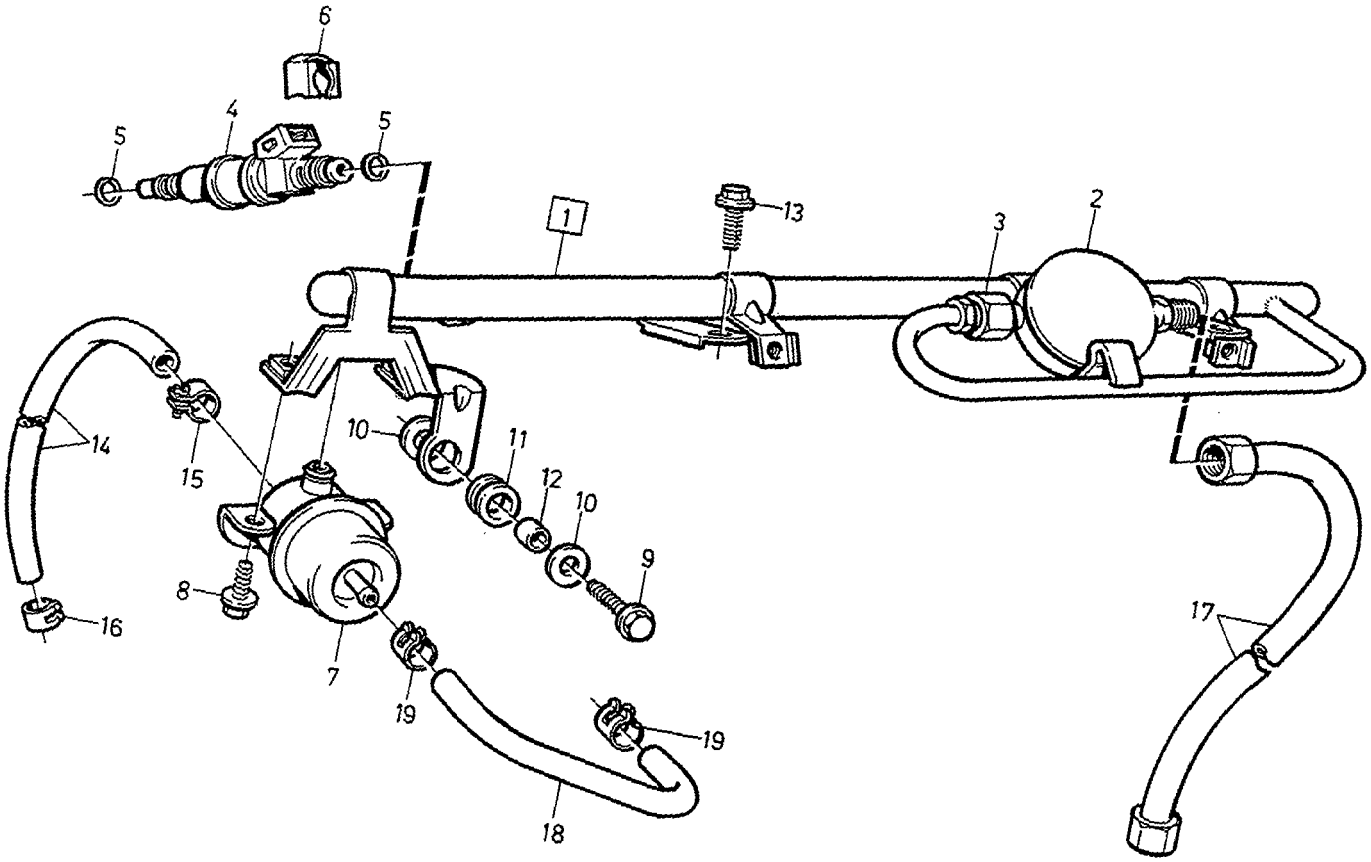
6
4
5
5
1
13
3
2
14
15
10
11
12
10
9
8
16
7
19
19
18
17

A
B
C
D
E

FUEL PRESSURE PIPES WITH FITTINGS — BRÄNSLEFÖRDELNINGSRÖR MED MONTERINGSDETALJER

Group / Grupp 23

Page / Sida 195

B204GT

Fig	Part No. / Artikel nr	Quantity / Antal A	B	C	D	E	PS	Description	Benämning	Notes / Anmärkning	SR
1	3514729-7	1	-	-	-	-		Fuel pipe	Bränslerör		3
2	3531739-5	1	-	-	-	-		•Absorber	•Dämpare		3
3	946236-7	1	-	-	-	-		••Nut	••Mutter		2
4	3517283-2	4	-	-	-	-		Injection valve	Insprutningsventil		2
5	1346393-0	4	-	-	-	-		O-ring kit	O-ringsats	SEE 23•221	2
6	1326062-5	4	-	-	-	-		Clamp	Klamma		3
7	3517064-6	1	-	-	-	-		Pressure regulator	Tryckregulator		3
8	945358-0	2	-	-	-	-		Flange screw	Flänsskruv		2
9	949845-2	1	-	-	-	-		Flange screw	Flänsskruv		3
10	1367124-3	2	-	-	-	-		Washer	Bricka		2
11	1332625-1	1	-	-	-	-		Rubber bushing	Gummibussning		3
12	1317007-1	1	-	-	-	-		Spacer sleeve	Distanshylsa		3
13	948746-3	2	-	-	-	-		Flange screw	Flänsskruv		2
14	1266500-6	X	-	-	-	-		Fuel hose	Bränsleslang	LG 700mm	2
15	975271-8	1	-	-	-	-		Hose clamp	Slangklamma	(943469)	2
16	1321719-5	1	-	-	-	-		Clamp	Klamma		2
17	3517843-3	1	-	-	-	-		Pressure pipe	Tryckrör		2
18	3531158-8	1	-	-	-	-		Hose	Slang		2
19	1346542-2	2	-	-	-	-		Hose clamp	Slangklamma		2

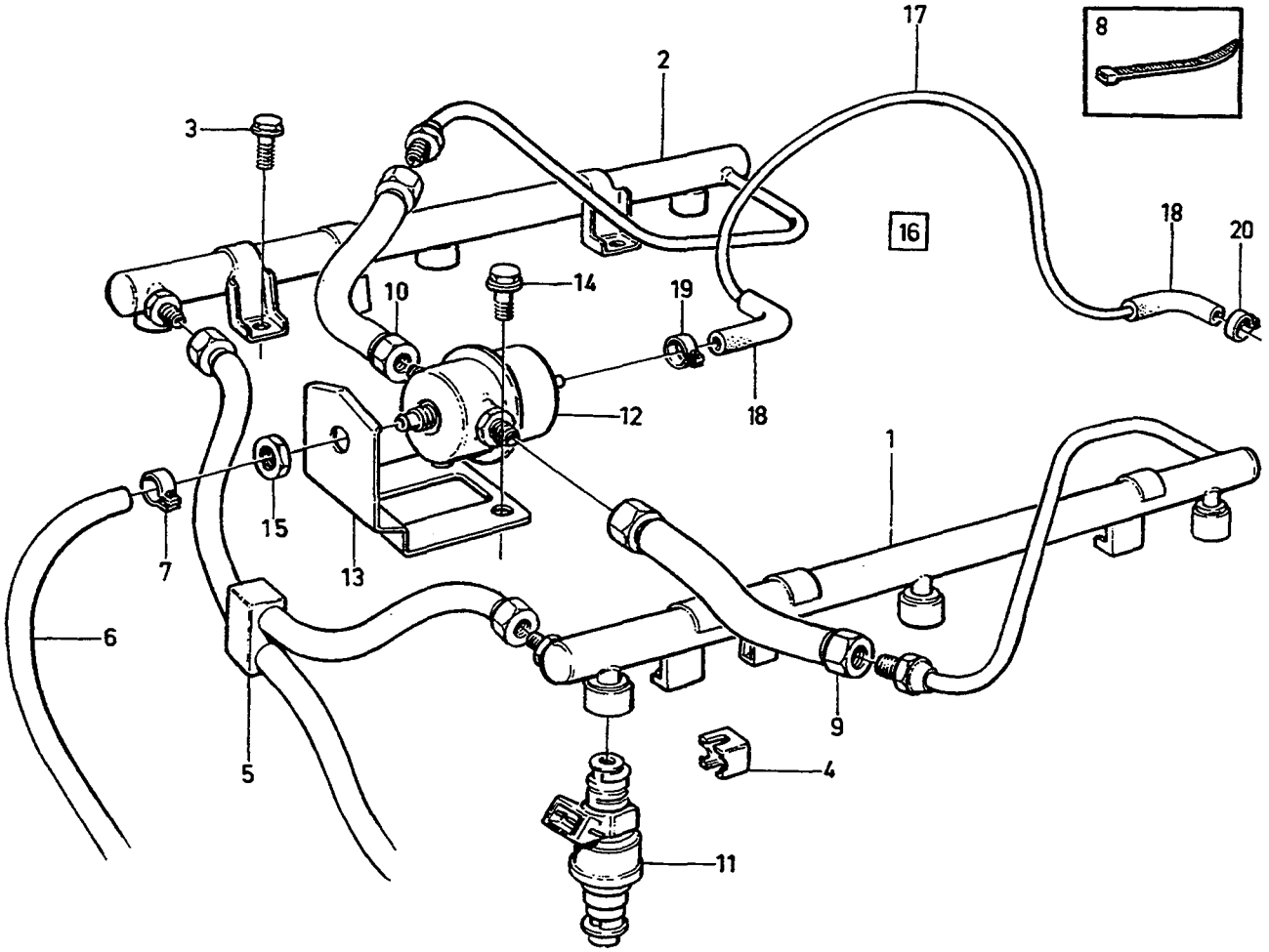
17
8
2
3
16
18
20
10
14
19
18
12
1
15
7
13
6
9
5
4
11

A
B
C
D
E

FUEL PRESSURE PIPES WITH FITTINGS — BRÄNSLEFÖRDELNINGSRÖR MED MONTERINGSDETALJER

Group / Grupp 23

Page / Sida 197

B280E, B280F

Fig	Part No. Artikel nr	Quantity / Antal A	B	C	D	E	PS	Description	Benämning	Notes Anmärkning	SR
1	1271156-0	1	-	-	-	-		Distribution pipe, l.h.	Fördelningsrör, v		3
2	1271159-4	1	-	-	-	-		Distribution pipe, r.h.	Fördelningsrör, h		3
3	965175-3	4	-	-	-	-		Flange screw	Flänsskruv		2
4	1326062-5	6	-	-	-	-		Clamp	Klamma		3
5	1271564-5	1	-	-	-	-		Fuel pipe	Bränslerör		3
6	1266500-6	X	-	-	-	-		Fuel hose	Bränsleslang	LG 510mm	2
7	943469-7	1	-	-	-	-		Hose clamp	Slangklamma	(945652)	2
8	948211-8	1	-	-	-	-		Strip clamp	Bandklamma		2
9	1389120-5	1	-	-	-	-		Fuel pipe	Bränslerör		3
10	1389120-5	1	-	-	-	-		Fuel pipe	Bränslerör		3
11	1389844-0	6	-	-	-	-		Injection valve	Insprutningsventil	(1271100) B280E	2
	1389844-0	6	-	-	-	-		Injection valve	Insprutningsventil	B280F	2
12	1271135-4	1	-	-	-	-		Pressure regulator	Tryckregulator		3
13	1271163-6	1	-	-	-	-		Bracket	Konsol		3
14	955268-8	2	-	-	-	-		Screw	Skruv		2
15	957018-5	1	-	-	-	-		Nut	Mutter		2
16	3501132-9	1	-	-	-	-		Plastic pipe	Plaströr		2
17	967563-8	X	-	-	-	-		• Plastic pipe	• Plaströr	LG 370mm	2
18	1332456-1	2	-	-	-	-		• Connector	• Anslutning		2
☆ 19	976572-8	1	-	-	-	-		Hose clamp	Slangklämma	(947331)	2
☆ 20	976572-8	1	-	-	-	-		Hose clamp	Slangklämma	(947331)	2

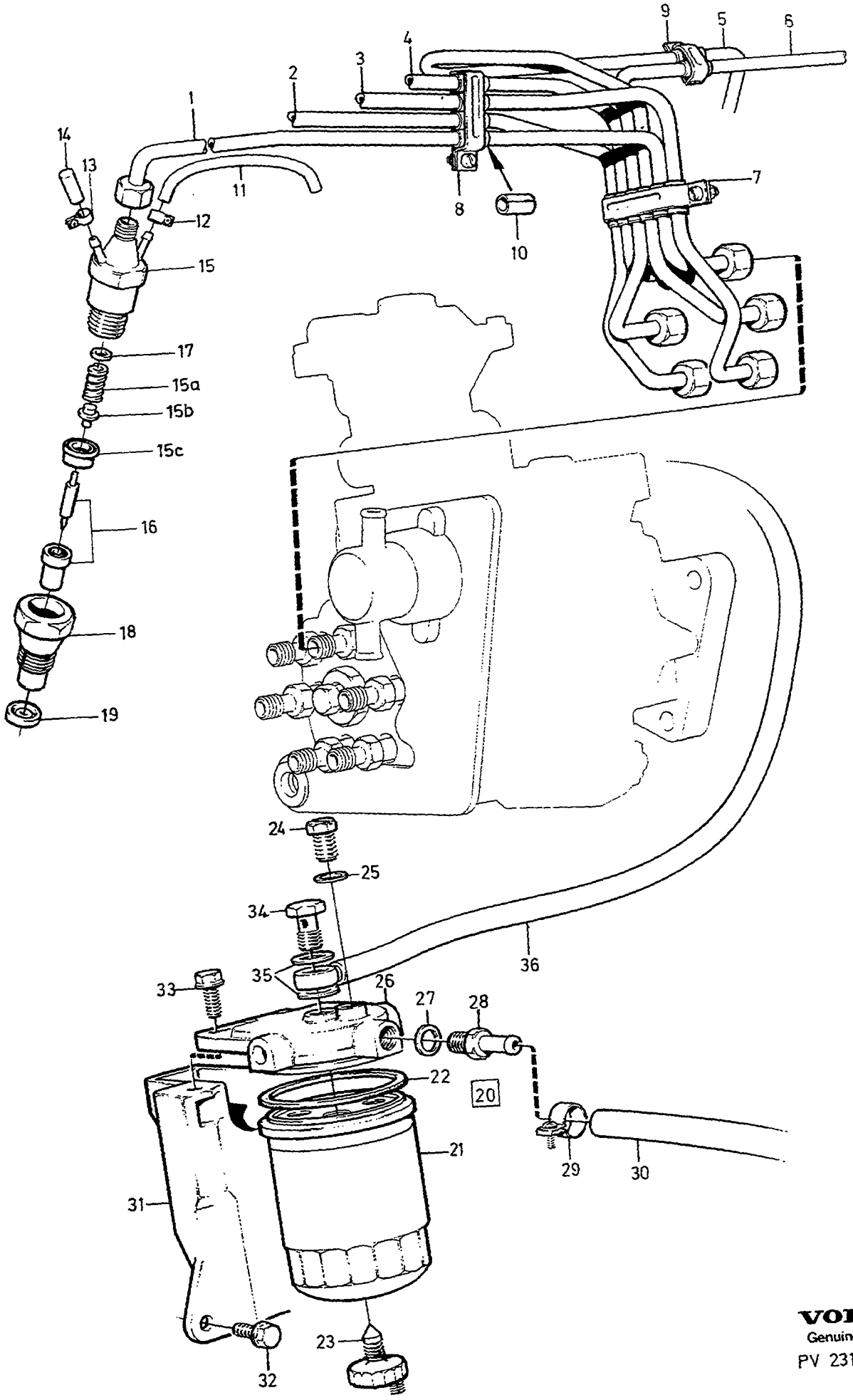

VOLVO
Genuine Parts
PV 231 46734

A
B
C
D
E

INJECTOR WITH ENGINE FUEL PIPES AND FUEL FILTER — INSPRUTARE MED BRÄNSLERÖR MOTOR, BRÄNSLEFILTER

Group / Grupp 23

Page / Sida 199

D24TIC

Fig	Part No. Artikel nr	Quantity / Antal A	B	C	D	E	PS	Description	Benämning	Notes Anmärkning	SR
1	1257149-3	1	-	-	-	-		Fuel pipe cylinder 1	Bränslerör cylinder 1		3
2	1257150-1	1	-	-	-	-		Fuel pipe cylinder 2	Bränslerör cylinder 2		3
3	1257151-9	1	-	-	-	-		Fuel pipe cylinder 3	Bränslerör cylinder 3		3
4	1257152-7	1	-	-	-	-		Fuel pipe cylinder 4	Bränslerör cylinder 4		3
5	1257153-5	1	-	-	-	-		Fuel pipe cylinder 5	Bränslerör cylinder 5		3
6	1328502-8	1	-	-	-	-		Fuel pipe cylinder 6	Bränslerör cylinder 6		3
7	1257430-7	1	-	-	-	-		Clamp	Klamma		3
8	1257428-1	1	-	-	-	-		Clamp	Klamma		3
9	1257429-9	1	-	-	-	-		Clamp	Klamma		3
10	1257427-3	12	-	-	-	-		Spacer	Mellanlägg		2
11	1257639-3	X	-	-	-	-		Hose	Slang	LG 6x130mm	2
12	1257543-7	10	-	-	-	-		Hose clamp	Slangklamma		2
13	1257543-7	1	-	-	-	-		Hose clamp	Slangklamma		2
14	1257250-9	1	-	-	-	-		Cap	Hatt		2
15	1328208-2	6	-	-	-	-		Injection valve	Insprutningsventil		3
	5003724-1	6	-	-	-	-	EU	Injection valve exchange unit .	Insprutningsventil utbytesenhet		3
15a		1	-	-	-	-	NS	• Compression spring	• Tryckfjäder		
15b		1	-	-	-	-	NS	• Thrust pin	• Trycktapp		
15c		1	-	-	-	-	NS	• Guide	• Styrning		
16	1328298-3	1	-	-	-	-		• Nozzle	• Spridare		2
17	6212455-7	X	-	-	-	-		• Adjusting washer	• Justerbricka	THK 1.00mm	3
	870258-1	X	-	-	-	-		• Adjusting washer	• Justerbricka	THK 1.05mm	2
	870259-9	X	-	-	-	-		• Adjusting washer	• Justerbricka	THK 1.10mm	3
	870260-7	X	-	-	-	-		• Adjusting washer	• Justerbricka	THK 1.15mm	2
	870261-5	X	-	-	-	-		• Adjusting washer	• Justerbricka	THK 1.20mm	3
	870262-3	X	-	-	-	-		• Adjusting washer	• Justerbricka	THK 1.25mm	2
	870263-1	X	-	-	-	-		• Adjusting washer	• Justerbricka	THK 1.30mm	3
	870264-9	X	-	-	-	-		• Adjusting washer	• Justerbricka	THK 1.35mm	2
	870265-6	X	-	-	-	-		• Adjusting washer	• Justerbricka	THK 1.40mm	3
	6212562-0	X	-	-	-	-		• Adjusting washer	• Justerbricka	THK 1.45mm	2
	870267-2	X	-	-	-	-		• Adjusting washer	• Justerbricka	THK 1.50mm	3
	6212456-5	X	-	-	-	-		• Adjusting washer	• Justerbricka	THK 1.55mm	2
	870269-8	X	-	-	-	-		• Adjusting washer	• Justerbricka	THK 1.60mm	3
	870270-6	X	-	-	-	-		• Adjusting washer	• Justerbricka	THK 1.65mm	2
	870271-4	X	-	-	-	-		• Adjusting washer	• Justerbricka	THK 1.70mm	3
	870272-2	X	-	-	-	-		• Adjusting washer	• Justerbricka	THK 1.75mm	2
	870273-0	X	-	-	-	-		• Adjusting washer	• Justerbricka	THK 1.80mm	3
	870274-8	X	-	-	-	-		• Adjusting washer	• Justerbricka	THK 1.85mm	2
	870275-5	X	-	-	-	-		• Adjusting washer	• Justerbricka	THK 1.90mm	3
	870276-3	X	-	-	-	-		• Adjusting washer	• Justerbricka	THK 1.95mm	2
18		1	-	-	-	-	NS	• Retainer	• Hållare		
19	1257147-7	6	-	-	-	-		Heat shield ring	Värmeskyddsring		2
20	1257200-4	1	-	-	-	-		Fuel filter	Bränslefilter		4
21	1257201-2	1	-	-	-	-		• Filter insert	• Filterinsats	MARKED BOSCH	1
☆	3547862-7	1	-	-	-	-		• Filter insert	• Filterinsats	1) MARKED FLEETGUARD	1
22	6638088-2	1	-	-	-	-		• • Gasket	• • Packning		2
23	838594-0	1	-	-	-	-		• • Plug	• • Propp		3
24	240664-3	1	-	-	-	-		• Bleeder screw	• Urluftningsskruv		4
25	25534-9	1	-	-	-	-		• Gasket	• Packning		4
26		1	-	-	-	-	NS	• Cover	• Lock		
27	18838-3	1	-	-	-	-		Gasket	Packning		2
28	1257391-1	1	-	-	-	-		Nipple	Nippel		3
29	1321719-5	1	-	-	-	-		Clamp	Klamma		2
30	1266500-6	X	-	-	-	-		Fuel hose	Bränsleslang		2
31	1257331-7	1	-	-	-	-		Bracket	Konsol		4
32	946441-3	3	-	-	-	-		Flange screw	Flänsskruv		2
33	946329-0	2	-	-	-	-		Flange screw	Flänsskruv		2

1) Service alternative. / Service alternativ.

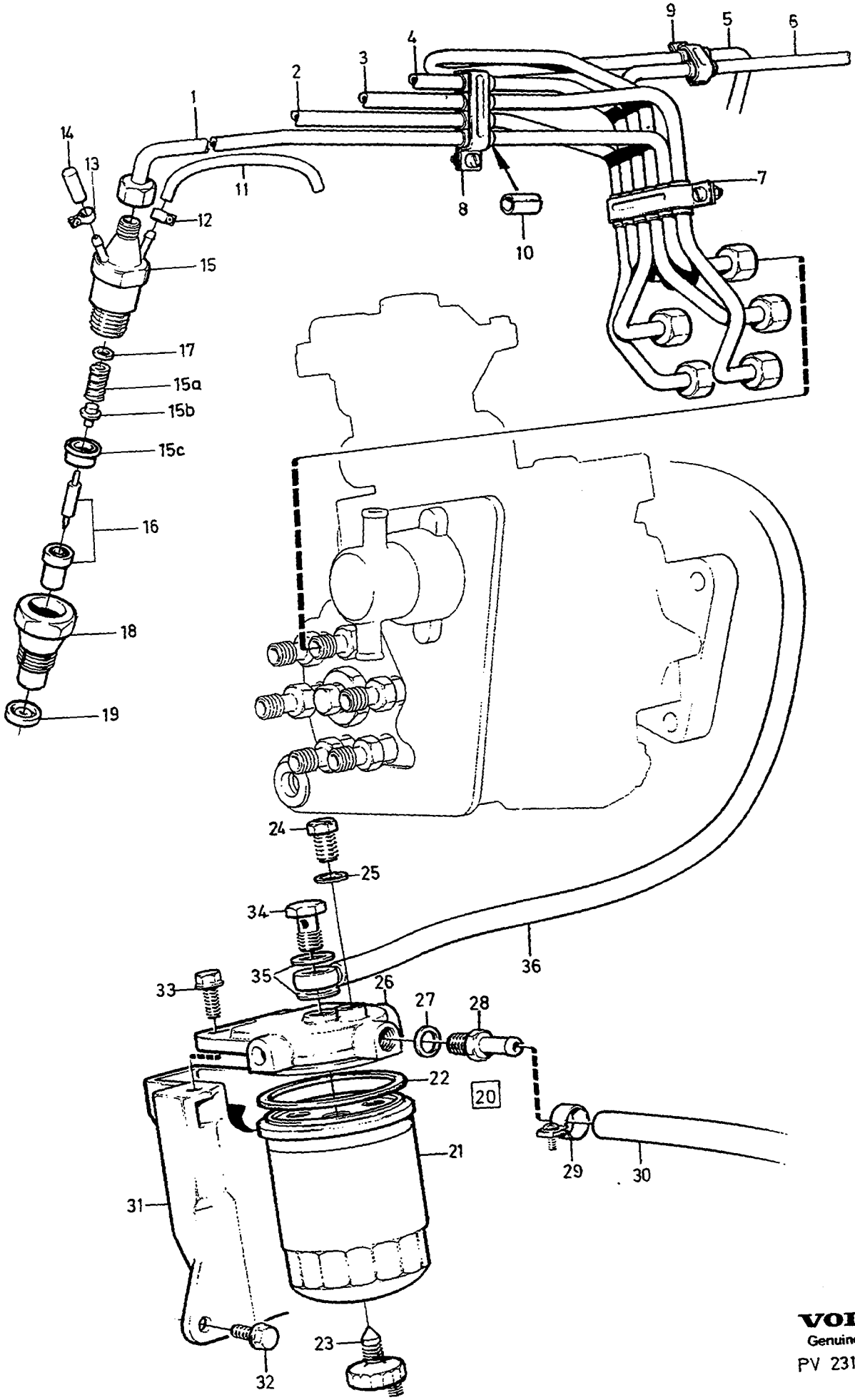

VOLVO
Genuine Parts
PV 231 46734

A B C D E		INJECTOR WITH ENGINE FUEL PIPES AND FUEL FILTER INSPRUTARE MED BRÄNSLERÖR MOTOR, BRÄNSLEFILTER D24TIC	Group Grupp 23 Page Sida 201

Fig	Part No. Artikel nr	Quantity / Antal A	B	C	D	E	P S	Description	Benämning	Notes Anmärkning	S R
34	968179-2	1	-	-	-	-		Hollow screw	Hålskruv		2
35	18671-8	2	-	-	-	-		Gasket	Packning		2
36	1257388-7	1	-	-	-	-		Fuel pipe	Bränslerör		3

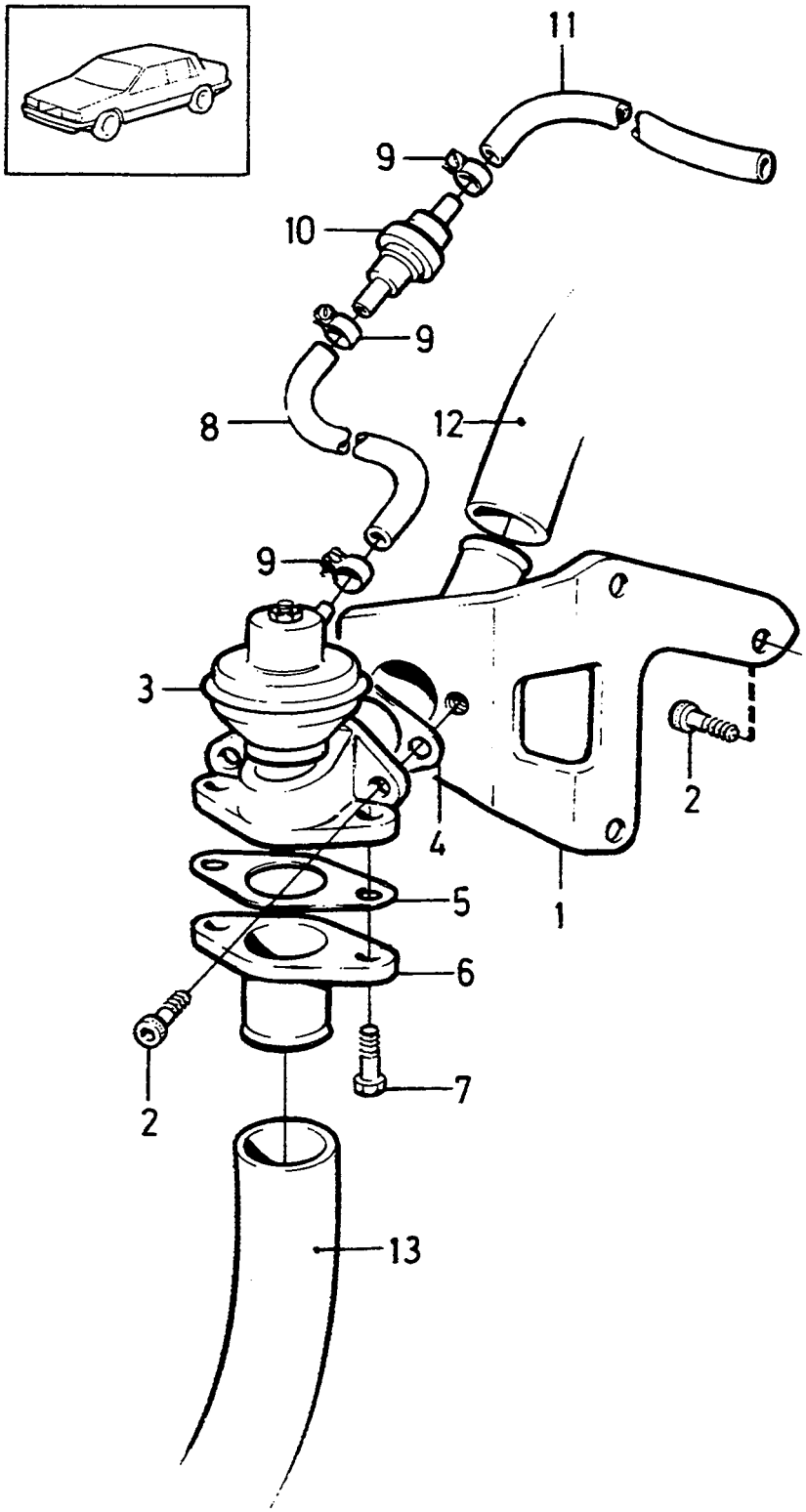

VOLVO
Genuine Parts
PV230 43687

A
B
C
D
E

OVERFLOW VALVE — ÖVERSTRÖMNINGSVENTIL

Group / Grupp: 23

Page / Sida: 203

B200ET

Fig	Part No. Artikel nr	Quantity / Antal A	B	C	D	E	PS	Description	Benämning	Notes Anmärkning	SR
1	1336478-1	1	-	-	-	-		Bracket	Konsol		4
2	959220-5	5	-	-	-	-		Screw	Skruv		2
3	1389225-2	1	-	-	-	-		Valve	Ventil		3
4	3501515-5	1	-	-	-	-	IK	Gasket	Packning	(1336482)	1
5	3501515-5	1	-	-	-	-	IK	Gasket	Packning	(1336482)	1
6	1346530-7	1	-	-	-	-		Flange	Fläns		3
☆ 7	949734-8	2	-	-	-	-		Screw	Skruv	(955294)	2
8	1336649-7	X	-	-	-	-		Hose	Slang	LG 400mm	2
9	975268-4	4	-	-	-	-		Hose clamp	Slangklämma	(946709)	2
10	1346748-5	1	-	-	-	-		Valve	Ventil		3
11	1336649-7	X	-	-	-	-		Hose	Slang	LG 140mm	2
12		1	-	-	-	-		Hose	Slang	SEE 26•301	
13		1	-	-	-	-		Hose	Slang	SEE 23•185	



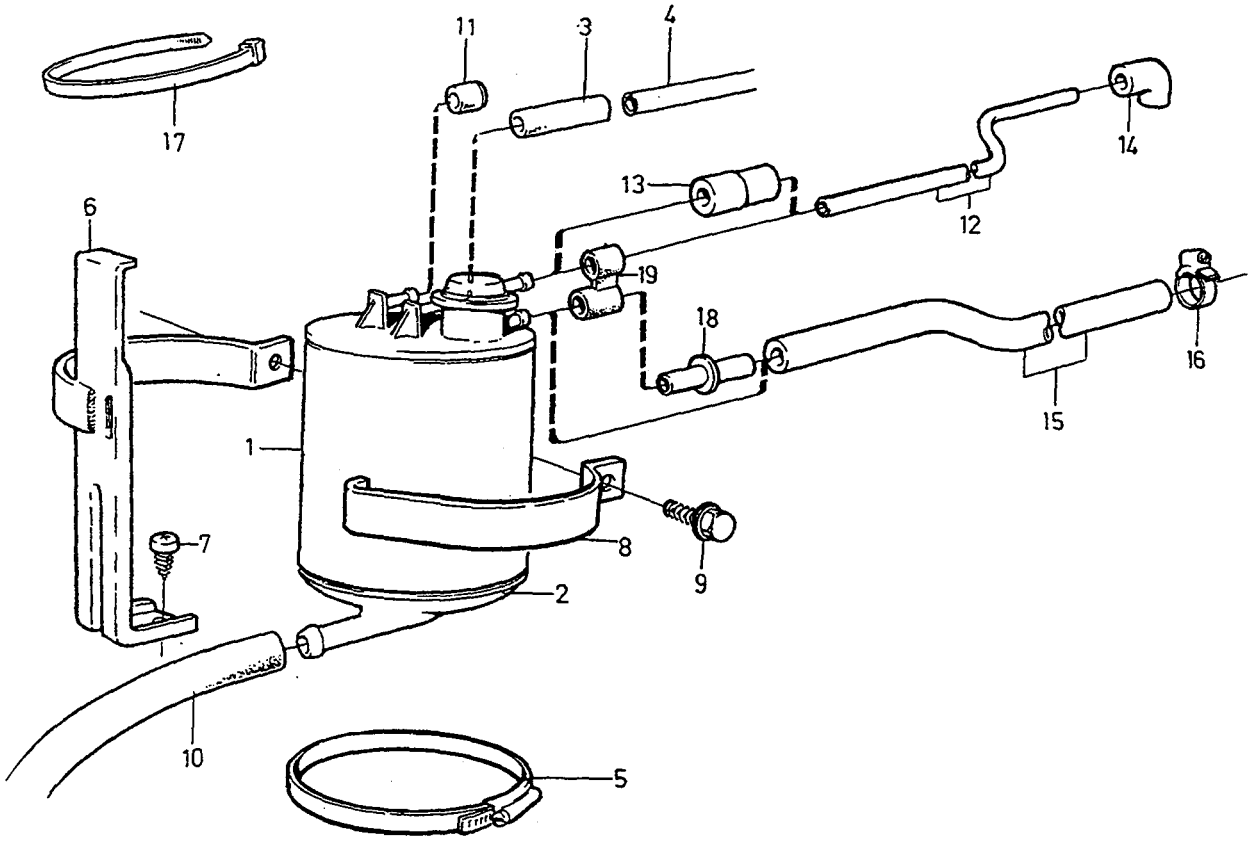
11
3
4
17
14
13
12
6
19
18
16
15
1
7
8
9
2
10
5

A	B200ET
B	B280E,B280F
C	
D	
E	

CARBON FILTER WITH FITTINGS — KOLFILTER MED MONTERINGS- DETALJER

Group / Grupp: 23

Page / Sida: 205

Fig	Part No. / Artikel nr	Quantity / Antal A	B	C	D	E	PS	Description	Benämning	Notes / Anmärkning	SR
1	1276694-5	1	1	-	-	-		Carbon filter	Kolfilter		3
2	1274512-1	1	1	-	-	-		Base cover	Bottenlock		3
3	1272458-9	1	1	-	-	-		Hose	Slang	LG 150mm	4
4		1	1	-	-	-		Hose	Slang	SEE 23•207	
5	943484-6	-	1	-	-	-		Hose clamp	Slangklamma	(947215)	2
6	3517760-9	1	-	-	-	-		Bracket	Konsol		4
7	968478-8	2	-	-	-	-		Flange screw	Flänsskruv		2
8	1272472-0	1	-	-	-	-		Clamp	Klamma		3
9	965175-3	1	-	-	-	-		Flange screw	Flänsskruv		2
10	1317871-0	-	X	-	-	-		Hose	Slang	LG 150mm	2
	1317871-0	X	-	-	-	-		Hose	Slang	LG 300mm	2
11	1276516-0	1	1	-	-	-		Rubber cap	Gummihatt		3
12	949120-0	-	X	-	-	-		Plastic pipe	Plaströr	LG 1140mm	2
	1306703-8	X	-	-	-	-		Hose	Slang	LG 570mm	2
13	1332454-6	-	1	-	-	-		Connector	Anslutning		2
14	1332455-3	-	1	-	-	-		Coupling piece	Kopplingsstycke		2
15	1306706-1	-	X	-	-	-		Hose	Slang	(941106) LG 1200mm	2
	1306706-1	X	-	-	-	-		Hose	Slang	(941106) LG 550mm	2
16	1389647-7	-	1	-	-	-		Hose clamp	Slangklamma		2
	975268-4	1	-	-	-	-		Hose clamp	Slangklämma	(946709)	2
17	948211-8	2	2	-	-	-		Strip clamp	Bandklamma		2
18	1266008-0	1	-	-	-	-		Joint nipple	Skarvnippel	O.DIA 5x4mm	2
	1276517-8	1	-	-	-	-		Nipple	Nippel	O.DIA 8x8mm	3
19	1276518-6	1	-	-	-	-		Union	Anslutningsstycke		3

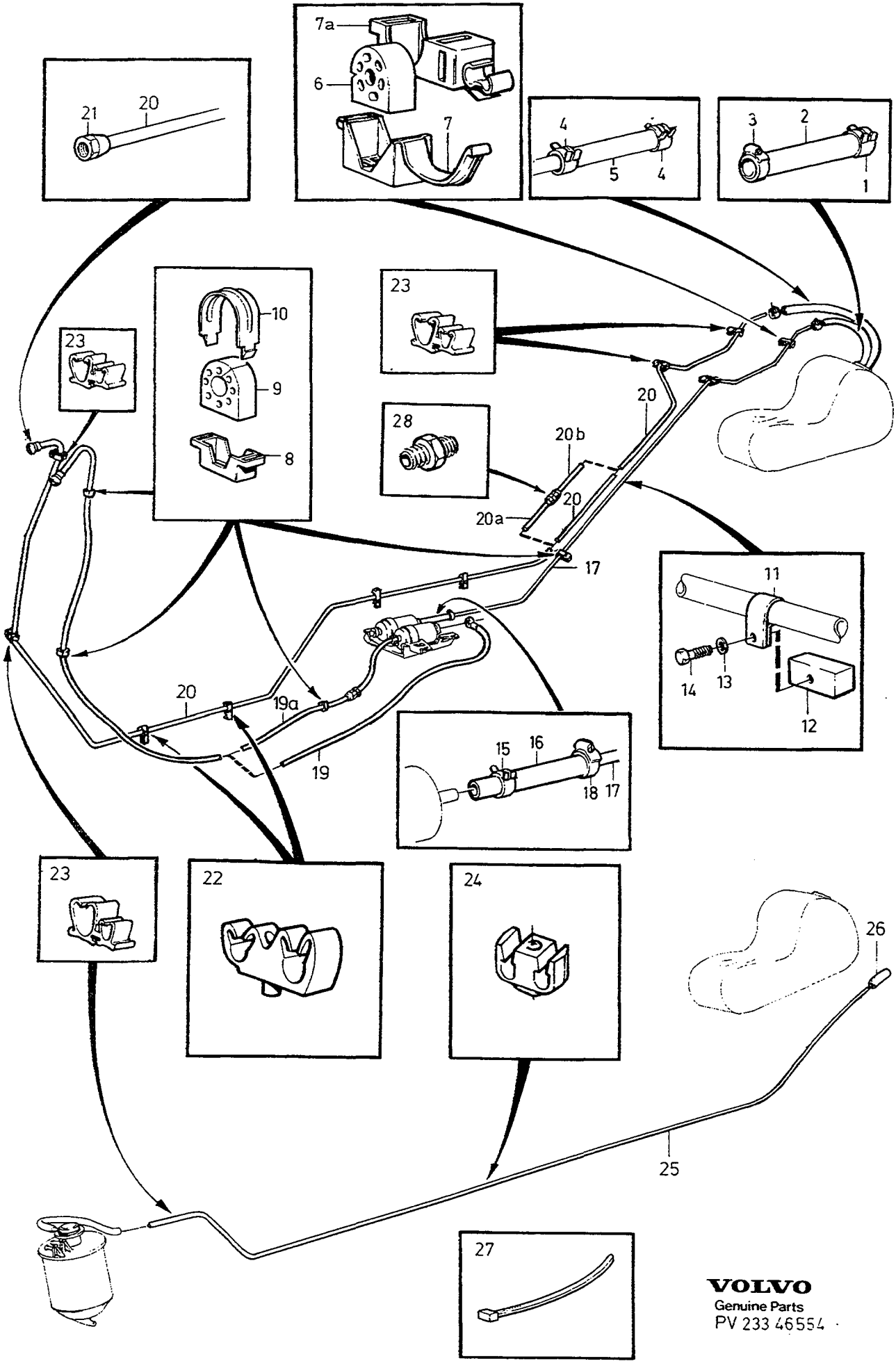

VOLVO
Genuine Parts
PV 233 46554

A	B200ET
B	B280E, B280F
C	B204GT
D	
E	

FUEL PIPES FROM TANK TO ENGINE — BRÄNSLELEDNINGAR FRÅN TANK TILL MOTOR

Group / Grupp 23

Page / Sida 207

B200ET,B280E,B280F,B204GT

Fig	Part No. / Artikel nr	Quantity / Antal A	B	C	D	E	PS	Description	Benämning	Notes / Anmärkning	SR
1	975275-9	1	1	1	-	-		Hose clamp	Slangklamma		2
2	1312257-7	-	X	-	-	-		Fuel hose	Bränsleslang	LG 290mm	2
	1312257-7	X	-	X	-	-		Fuel hose	Bränsleslang	LG 270mm	2
3	943472-1	1	1	1	-	-		Hose clamp	Slangklamma		2
4	1321719-5	2	2	2	-	-		Clamp	Klamma		2
5	1266500-6	-	X	-	-	-		Fuel hose	Bränsleslang	LG 365mm -1987	2
	1266500-6	X	-	-	-	-		Fuel hose	Bränsleslang	LG 350mm -1987	2
	1266500-6	X	X	X	-	-		Fuel hose	Bränsleslang	LG 270mm 1988-	2
6	1325736-5	3	3	4	-	-		Rubber bushing	Gummibussning		2
7	1272831-7	3	4	1	-	-		Clamp	Klamma		2
7a	1367669-7	3	3	-	-	-		Clamp	Klamma	1988-	2
8	1325735-7	4	4	3	-	-		Clamp	Klamma		2
9	1325736-5	4	-	-	-	-		Rubber bushing	Gummibussning		2
	1325683-9	-	5	3	-	-		Bushing	Bussning		2
10	1342028-6	4	4	2	-	-		Brace	Bygel		2
11	943306-1	1	1	-	-	-		Clamp	Klamma	ALTER	2
12	1342519-4	1	1	-	-	-		Weight	Vikt	ALTER	6
13	960140-2	1	1	-	-	-		Washer	Bricka	(960139) ALTER	2
14	955244-9	1	1	-	-	-		Screw	Skruv	ALTER	2
15	975275-9	1	1	1	-	-		Hose clamp	Slangklamma	(943471)	2
16	1312257-7	-	X	X	-	-		Fuel hose	Bränsleslang	LG 250mm	2
	1312257-7	X	-	-	-	-		Fuel hose	Bränsleslang	LG 240mm	2
17	3514955-8	1	1	-	-	-		Fuel pipe	Bränslerör	-1987	3
	3528043-7	1	1	-	-	-		Suction pipe	Sugrör	1988-	3
	3514955-8	-	-	1	-	-		Fuel pipe	Bränslerör		3
18	975275-9	1	1	1	-	-		Hose clamp	Slangklamma		2
19		1	1	1	-	-		Fuel hose	Bränsleslang	SEE 23 • 219	
19a	3517843-3	-	1	1	-	-		Pressure pipe	Tryckrör	(1389547)	2
20	968601-5	X	-	-	-	-		Bundy pipe	Bundyrör	LG 3190mm -1987	2
	968602-3	-	X	-	-	-		Bundy pipe	Bundyrör	LG 3625mm -1987	2
20a	3528027-0	1	-	1	-	-		Return pipe	Returrör	1988-	2
	3528035-3	-	1	-	-	-		Return pipe	Returrör	1988-	2
20b	3528037-9	1	1	-	-	-		Return pipe	Returrör	1988-	2
	3514956-6	-	-	1	-	-		Return pipe	Returrör		2
21	954322-4	1	1	1	-	-		Cap nut	Överfallsmutter		2
22	1325734-0	3	3	3	-	-		Clamp	Klamma		2
23	1272830-9	6	X	6	-	-		Clamp	Klamma		2
24	1358199-6	6	6	-	-	-		Clamp	Klamma	1) -1987	2
	1358199-6	4	4	10	-	-		Clamp	Klamma	1) 1988-	2
25	945460-4	X	X	-	-	-		Plastic pipe	Plaströr	1) LG 4450mm -1987	2
	945460-4	X	X	X	-	-		Plastic pipe	Plaströr	1) LG 4500mm 1988-	2
26	1304278-3	X	X	X	-	-		Hose	Slang	1) LG 190mm	2
27	948211-8	X	X	X	-	-		Strip clamp	Bandklamma		2
28	954329-9	1	1	1	-	-		Nipple	Nippel	1988-	2

1) With fuel evaporite control. / Med bränsleavdunstningskontroll.

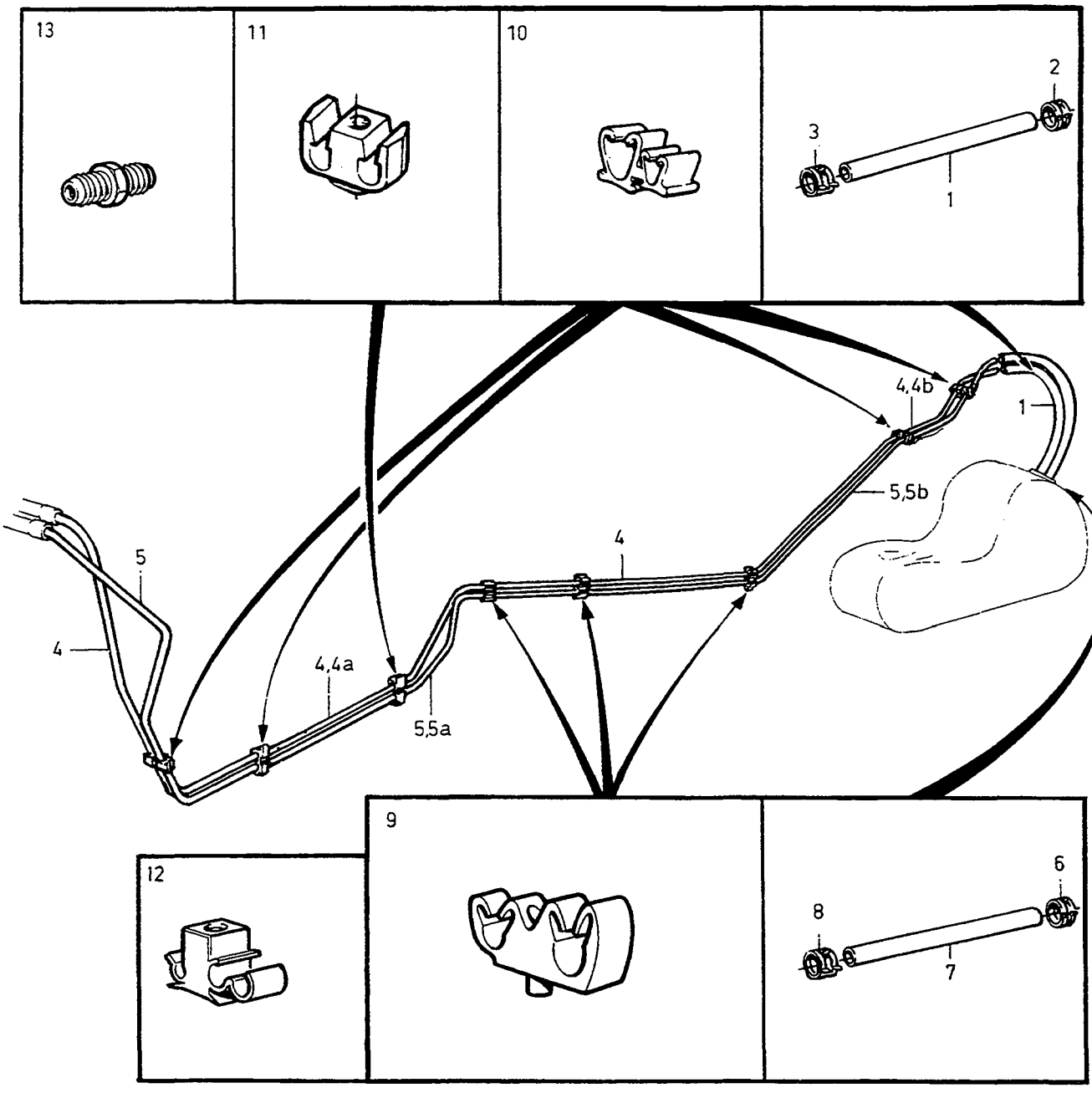

VOLVO
Genuine Parts
PV 233 46720

A	-1987
B	1988-
C	
D	
E	

FUEL PIPES FROM TANK TO ENGINE — BRÄNSLELEDNINGAR FRÅN TANK TILL MOTOR

D24TIC

Group / Grupp 23

Page / Sida 209

Fig	Part No. Artikel nr	Quantity / Antal A	B	C	D	E	PS	Description	Benämning	Notes Anmärkning	SR
1	1266500-6	X	X	-	-	-		Fuel hose	Bränsleslang	LG 350mm	2
2	1321719-5	1	1	-	-	-		Clamp	Klamma		2
3	1321719-5	1	1	-	-	-		Clamp	Klamma		2
4	968601-5	X	-	-	-	-		Bundy pipe	Bundyrör	LG 3100mm	2
4a	3528049-4	-	1	-	-	-		Fuel pipe	Bränslerör		2
4b	3517911-8	-	1	-	-	-		Fuel pipe	Bränslerör		2
5	968600-7	X	-	-	-	-		Bundy pipe return	Bundyrör retur	LG 3075mm	2
5a	3528021-3	-	1	-	-	-		Return pipe	Returrör		3
5b	3528023-9	-	1	-	-	-		Return pipe	Returrör		3
6	943469-7	1	1	-	-	-		Hose clamp	Slangklamma	(945650)	2
7	1266870-3	X	-	-	-	-		Hose return	Slang retur	LG 300mm	2
	1266870-3	-	X	-	-	-		Hose return	Slang retur	LG 230mm	2
8	943469-7	1	1	-	-	-		Hose clamp	Slangklamma	(945650)	2
9	1325734-0	3	3	-	-	-		Clamp	Klamma		2
10	1272830-9	5	5	-	-	-		Clamp	Klamma		2
11	1221990-3	1	1	-	-	-		Clamp	Klamma		2
12	1367674-7	-	3	-	-	-		Clamp	Klamma		2
13	954328-1	-	1	-	-	-		Fitting return line	Förskruvning returledning	6.35mm	2
	973444-3	-	1	-	-	-		Nipple return line	Nippel returledning	6.00mm	2
	954329-9	-	1	-	-	-		Nipple suction pipe	Nippel sugrör		2

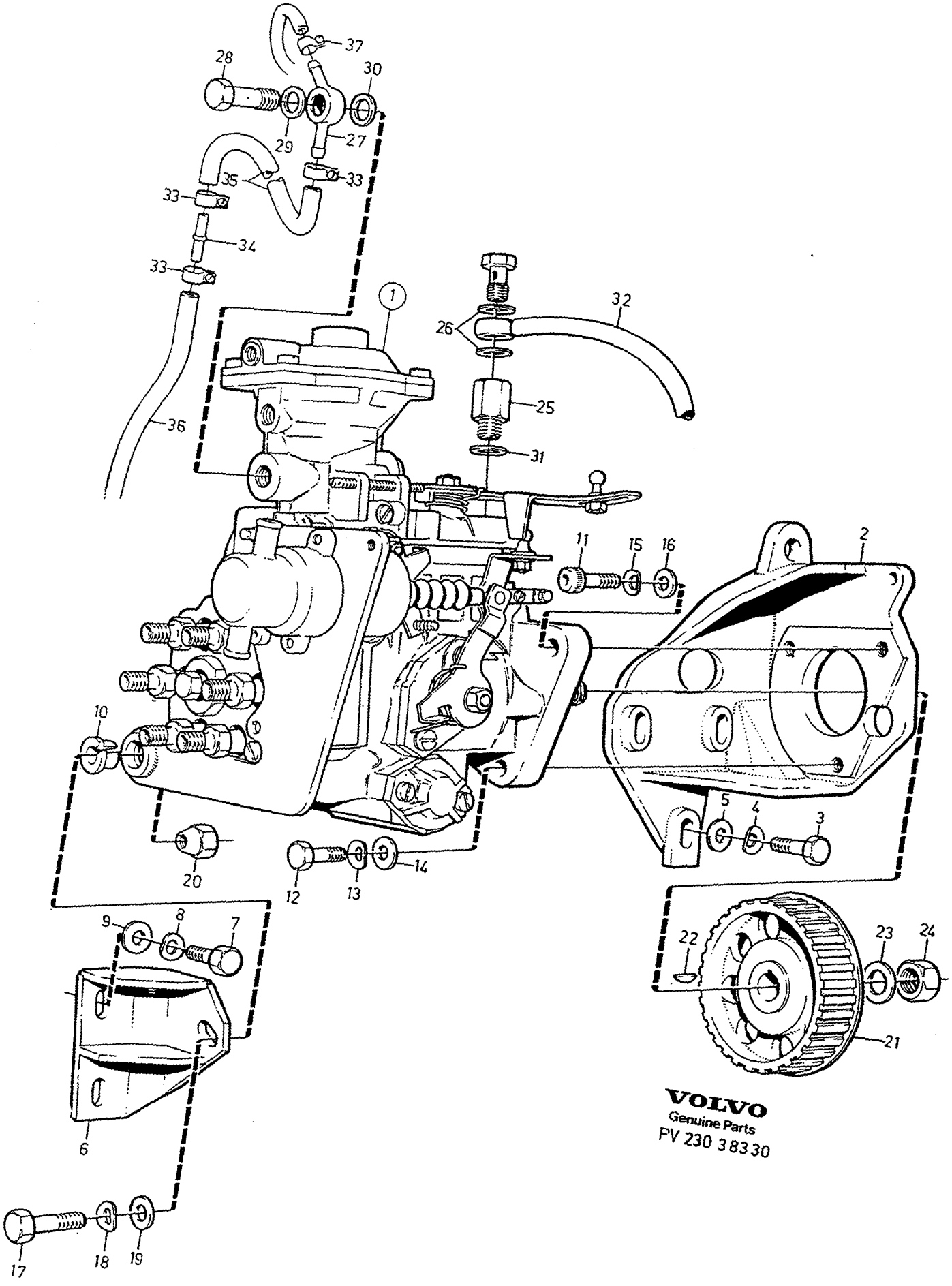

VOLVO
Genuine Parts
PV 230 38330

A
B
C
D
E

INJECTION PUMP — INSPRUTNINGSPUMP

Group / Grupp: 23

Page / Sida: 211

D24TIC

Fig	Part No. Artikel nr	Quantity / Antal A	B	C	D	E	PS	Description	Benämning	Notes Anmärkning	SR
1	1389511-5	1	-	-	-	-		Injection pump	Insprutningspump	1) (1328674)	5
	1389511-5	1	-	-	-	-		Injection pump	Insprutningspump	2)	5
	5003567-4	1	-	-	-	-	EU	Injection pump, exch	Insprutningspump, bytes		5
2	1257156-8	1	-	-	-	-		Bracket	Konsol		5
3	970949-4	3	-	-	-	-		Screw	Skruv	(955319)	2
4	941908-6	3	-	-	-	-		Spring washer	Fjäderbricka		2
5	960148-5	3	-	-	-	-		Washer	Bricka		2
6	1257259-0	1	-	-	-	-		Support	Stöd		5
7	955296-9	2	-	-	-	-		Screw	Skruv		2
8	941907-8	2	-	-	-	-		Spring washer	Fjäderbricka		2
9	1257634-4	2	-	-	-	-		Washer	Bricka		3
10	1257593-2	1	-	-	-	-		Sleeve	Hylsa		3
11	1257632-8	2	-	-	-	-		Screw	Skruv		2
12	1257633-6	1	-	-	-	-		Screw	Skruv		2
13	941907-8	1	-	-	-	-		Spring washer	Fjäderbricka		2
14	955894-1	1	-	-	-	-		Washer	Bricka		2
15	941907-8	2	-	-	-	-		Spring washer	Fjäderbricka		2
16	955894-1	2	-	-	-	-		Washer	Bricka		2
17	*(3501801)*	1	-	-	-	-	SP	Screw	Skruv	REPL 1 PCS 947818-1, 1 PCS 960141-0.	2
18	941907-8	1	-	-	-	-		Spring washer	Fjäderbricka		2
19	1257630-2	1	-	-	-	-		Washer	Bricka		3
20	1257592-4	1	-	-	-	-		Nut	Mutter		3
21	1257166-7	1	-	-	-	-		Pulley	Kuggremhjul		3
22	910113-0	1	-	-	-	-		Key	Kil		2
23	955923-8	1	-	-	-	-		Spring washer	Fjäderbricka		2
24	971072-4	1	-	-	-	-		Nut	Mutter	(955784)	2
25	1257663-3	1	-	-	-	-		Intermediate section	Mellanstycke		4
26	947282-0	2	-	-	-	-		Gasket	Packning		2
27	1257390-3	1	-	-	-	-		Nipple	Nippel		3
28	844237-8	1	-	-	-	-		Hollow screw	Hålskruv		4
29	947282-0	1	-	-	-	-		Gasket	Packning		2
30	947282-0	1	-	-	-	-		Gasket	Packning		2
31	947282-0	1	-	-	-	-		Gasket	Packning		2
32	1257388-7	1	-	-	-	-		Fuel pipe	Bränslerör		3
33	1321718-7	3	-	-	-	-		Clamp	Klamma		2
34	1328101-9	1	-	-	-	-		Nipple	Nippel		3
35	1266870-3	X	-	-	-	-		Hose return	Slang retur	LG 280mm	2
36	1266870-3	X	-	-	-	-		Hose return	Slang retur		2
37	1257543-7	1	-	-	-	-		Hose clamp	Slangklamma		2
38	1257639-3	X	-	-	-	-		Hose	Slang	LG 180mm	2

1) CH -6499.
2) CH 6793-

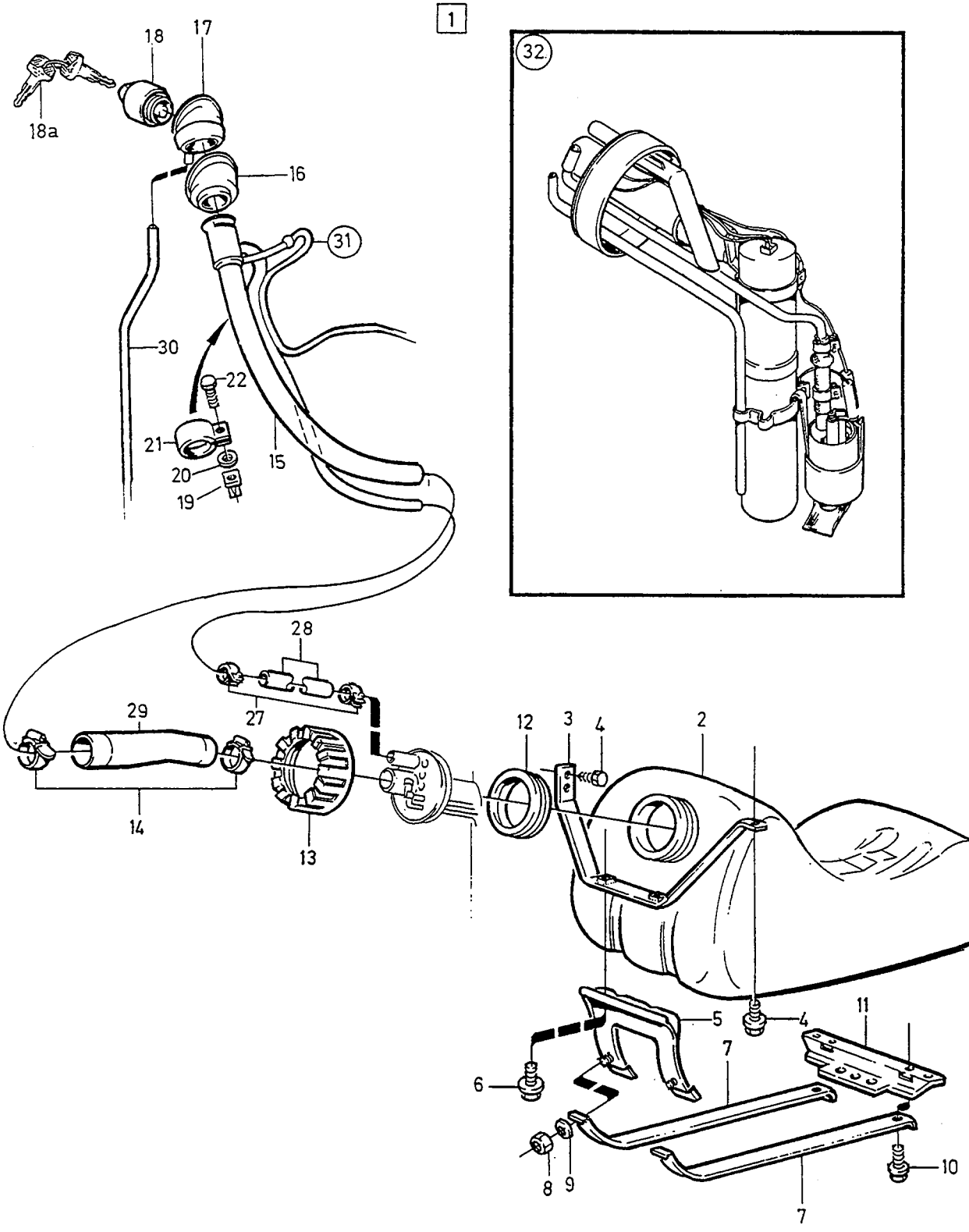

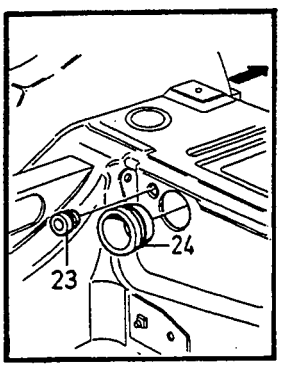



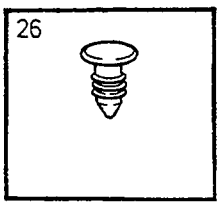

©VOLVO
Genuine Parts
PV 234 58264

A
B
C
D
E

FUEL TANK AND CONNECTING PARTS — BRÄNSLETANK OCH ANSLUTNINGSDETALJER

Group / Grupp 23

Page / Sida 213

-1987

Fig	Part No. Artikel nr	Quantity / Antal A	B	C	D	E	PS	Description	Benämning	Notes Anmärkning	SR
1		-	-	-	-	-		Fuel tank and connecting parts	Bränsletank och anslutningsdetaljer		
2	3507095-2	1	-	-	-	-		•Fuel tank	•Bränsletank	1) (1325234)	4
3	1268958-4	1	-	-	-	-		•Anchorage, rear	•Fäste, bakre		4
4	946173-2	3	-	-	-	-		•Flange screw	•Flänsskruv	(949749)	2
5	1325539-3	1	-	-	-	-		•Anchorage, rear	•Fäste, bakre		4
6	968554-6	2	-	-	-	-		•Flange screw	•Flänsskruv		2
7	3501484-4	2	-	-	-	-		•Tensioning band	•Spännband		4
8	963106-0	2	-	-	-	-		•Lock nut	•Låsmutter		2
9	955894-1	2	-	-	-	-		•Washer	•Bricka		2
10	946173-2	4	-	-	-	-		•Flange screw	•Flänsskruv	(949749)	2
11	1325235-8	1	-	-	-	-		•Anchorage, front	•Fäste, främre		4
12	1367623-4	1	-	-	-	-		•Sealing ring	•Tätningsring		2
13	1325236-6	1	-	-	-	-		•Nut	•Mutter		2
14	943478-8	2	-	-	-	-		•Hose clamp	•Slangklamma	(1358908)	2
15	3517589-2	1	-	-	-	-		Filler pipe	Påfyllningsrör	(1367118) -1986	4
	3514662-0	1	-	-	-	-		Filler pipe	Påfyllningsrör	(3501493) 1987-	4
	1389989-3	1	-	-	-	-		Filler pipe	Påfyllningsrör	1) -1986 EXC (J) (1367119)	4
	3514661-2	1	-	-	-	-		Filler pipe	Påfyllningsrör	1) 1987- EXC (J) (3514661)	4
16	1325410-7	1	-	-	-	-		Protecting casing	Skyddskåpa		4
17	1389275-7	1	-	-	-	-		Bellows	Gummikåpa		2
18	1325002-2	1	-	-	-	-		Filler cap complete	Tanklock komplett		1
☆ 18a	1304390-6	1	-	-	-	-		Key blank	Nyckelämne		2
19	1318908-9	1	-	-	-	-		Nut	Mutter		3
20	120290-2	1	-	-	-	-		Washer	Bricka		2
21	1389433-2	1	-	-	-	-		Clamp	Klamma		2
22	947243-2	1	-	-	-	-		Screw	Skruv		2
23	1342891-7	1	-	-	-	-		Seal	Tätning		2
24	1268304-1	1	-	-	-	-		Seal	Tätning		2
25	685851-8	2	-	-	-	-		Plug	Plugg		2
26	1224786-2	4	-	-	-	-		Plastic rivet	Plastnit		5
27	943472-1	2	-	-	-	-		Hose clamp	Slangklamma		2
28	1367153-2	X	-	-	-	-		Hose	Slang	LG 245mm	2
☆ 29	3536144-3	1	-	-	-	-		Hose	Slang	(1389143)	3
30	945460-4	X	-	-	-	-		Plastic pipe	Plaströr	LG 300mm	2
31		1	-	-	-	-		Balancing system for fuel tanks	Utjämningssystem för bränsletank	SEE 23•217	
32		1	-	-	-	-		Fuel gauge sensor	Bränslenivågivare	SEE 38•531	

1) Leadless fuel. / Blyfri bensin.

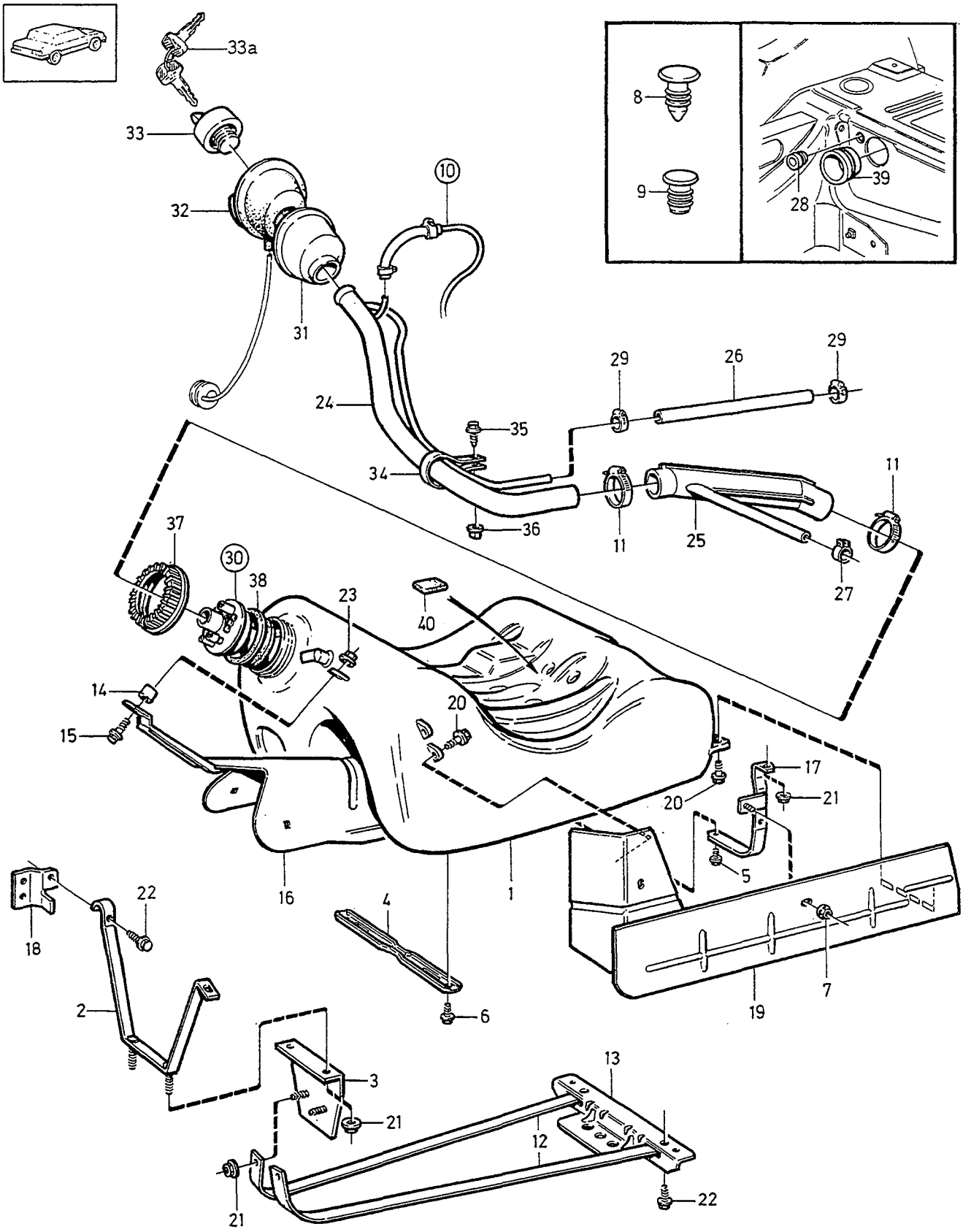

VOLVO
Genuine Parts
PV 234 55677

A
B
C
D
E

FUEL TANK AND CONNECTING PARTS — BRÄNSLETANK OCH ANSLUTNINGSDETALJER

1988-

Group / Grupp 23

Page / Sida 215

Fig	Part No. / Artikel nr	Quantity / Antal A	B	C	D	E	PS	Description	Benämning	Notes / Anmärkning	SR
1	1358853-8	1	-	-	-	-		Fuel tank	Bränsletank	(3517173)	4
☆	3547656-3	1	-	-	-	-		Fuel tank	Bränsletank	1) (1358853)	4
2	1358845-4	1	-	-	-	-		Anchorage	Fäste		4
3	1358842-1	1	-	-	-	-		Anchorage	Fäste		4
4	3501839-9	1	-	-	-	-		Stay	Stag		4
5	949887-4	1	-	-	-	-		Screw	Skruv		2
6	948536-8	2	-	-	-	-		Lock screw	Låsskruv		2
7	968762-5	1	-	-	-	-		Nut	Mutter		2
8	1224786-2	4	-	-	-	-		Plastic rivet	Plastnit		5
9	948240-7	2	-	-	-	-		Plug	Plugg		3
10		1	-	-	-	-		Balancing system for fuel tanks	Utjämningssystem för bränsletank	SEE 23•217	
11	943478-8	2	-	-	-	-		Hose clamp	Slangklamma	(1358908)	2
12	3501484-4	2	-	-	-	-		Tensioning band	Spännband		4
13	1358843-9	1	-	-	-	-		Anchorage	Fäste		4
14	948871-9	1	-	-	-	-		Spacer washer	Distansbricka		2
15	949943-5	1	-	-	-	-		Screw	Skruv		2
16	1358846-2	1	-	-	-	-		Protecting plate	Skyddsplåt		4
17	3517115-6	1	-	-	-	-		Anchorage	Fäste		4
18	1358847-0	1	-	-	-	-		Support	Stöd		4
☆ 19	3547645-6	1	-	-	-	-		Protecting plate	Skyddsplåt	2)	4
20	948893-3	3	-	-	-	-		Flange screw	Flänsskruv		2
21	948645-7	5	-	-	-	-		Flange lock nut	Flänslåsmutter		2
22	946173-2	8	-	-	-	-		Flange screw	Flänsskruv	(949749)	2
23	968761-7	1	-	-	-	-		Nut	Mutter		2
24	3514662-0	1	-	-	-	-		Filler pipe	Påfyllningsrör	(3501493)	4
	3514661-2	1	-	-	-	-		Filler pipe	Påfyllningsrör	1) (3501492) EXC (J)	4
☆ 25	3531814-6	1	-	-	-	-		Hose	Slang	(1367473)	3
26	1367153-2	X	-	-	-	-		Hose	Slang		2
27	975275-9	1	-	-	-	-		Hose clamp	Slangklamma	(943471)	2
28	1342891-7	1	-	-	-	-		Seal	Tätning		2
29	943472-1	2	-	-	-	-		Hose clamp	Slangklamma		2
30		1	-	-	-	-		Fuel gauge sensor	Bränslenivågivare	SEE 38•525	
31	1325410-7	1	-	-	-	-		Protecting casing	Skyddskåpa		4
32	1389275-7	1	-	-	-	-		Bellows	Gummikåpa		2
33	1325002-2	1	-	-	-	-		Filler cap red, non-lockable	Tanklock röd, ej låsbart.		1
	3514227-2	1	-	-	-	-		Filler cap green, non-lockable	Tanklock grönt, ej låsbart.	1)	1
	1129133-3	1	-	-	-	-		Filler cap red, lockable	Tanklock röd, låsbart.		3
	1394835-1	1	-	-	-	-		Filler cap green, lockable	Tanklock grönt, låsbart.	1)	3
☆ 33a	1304390-6	1	-	-	-	-		Key blank	Nyckelämne		2
34	1389433-2	1	-	-	-	-		Clamp	Klamma		2
35	947243-2	1	-	-	-	-		Screw	Skruv		2
36	1318908-9	1	-	-	-	-		Nut	Mutter		3
37	1325236-6	1	-	-	-	-		Nut	Mutter		2
38	1367623-4	1	-	-	-	-		Sealing ring	Tätningsring		2
39	1268304-1	1	-	-	-	-		Seal	Tätning		2
40	1215113-0	X	-	-	-	-		Gasket	Packning		4

1) Leadless fuel. / Blyfri bensin.
2) When fitting the heat shield 3547645-6 on the fuel tank 1358853-8 the two installation lugs at the side of the tank must be cut away. / Vid montering av värmesköld 3547645-6 på bränsletank 1358853-8 skall de två monteringsöronen på tankens sida klippas bort.

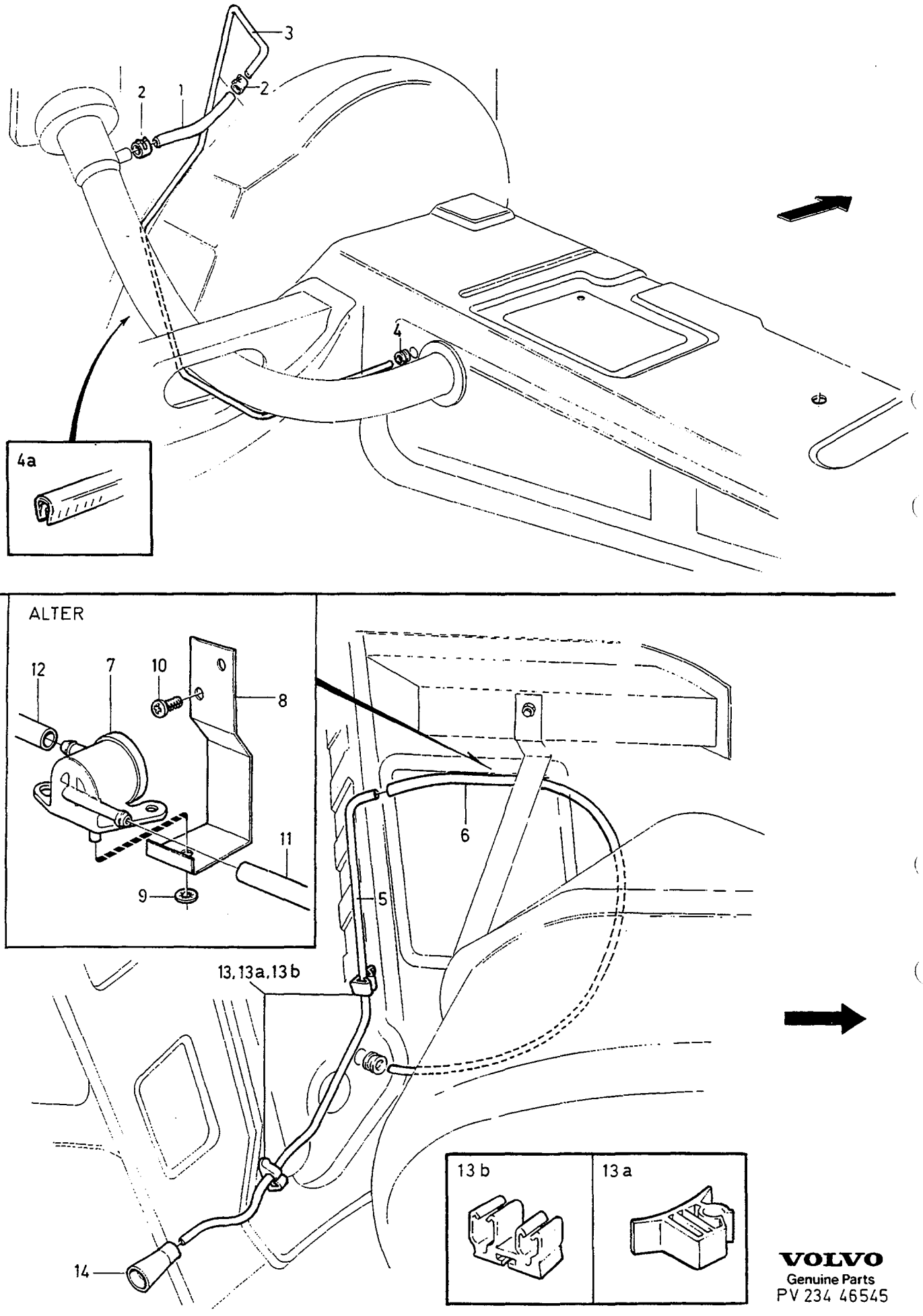

VOLVO
Genuine Parts
PV 234 46545

A
B
C
D
E

BALANCING SYSTEM FOR FUEL TANKS UTJÄMNINGSSYSTEM FÖR BRÄNSLETANK

Group Grupp 23

Page Sida 217

Fig	Part No. Artikel nr	Quantity / Antal A	B	C	D	E	PS	Description	Benämning	Notes Anmärkning	SR
1	1304278-3	X	-	-	-	-		Hose	Slang	LG 190mm	2
2	1211392-4	2	-	-	-	-		Hose clamp	Slangklämma		2
3	3528047-8	1	-	-	-	-		Equalizing pipe	Utjämningsrör		3
4	1342892-5	1	-	-	-	-		Seal	Tätning		2
4a	699856-1	X	-	-	-	-		Edge protection moulding	Kantskyddslist		2
5	3528045-2	1	-	-	-	-		Equalizing pipe	Utjämningsrör	1)	3
		X	-	-	-	-		Plastic pipe	Plaströr	2) SEE 23•207	
6	945460-4	X	-	-	-	-		Plastic pipe	Plaströr	LG 450mm	2
7	1255422-6	1	-	-	-	-		Valve	Ventil		3
8	1321519-9	1	-	-	-	-		Bracket	Konsol		3
9	943407-7	1	-	-	-	-		Retaining clip	Hållare		2
10	969487-8	2	-	-	-	-		Screw	Skruv	(958244)	2
11	1304278-3	X	-	-	-	-		Hose	Slang	LG 50mm	2
12	1304278-3	X	-	-	-	-		Hose	Slang	LG 100mm	2
13	1321956-3	2	-	-	-	-		Clamp	Klamma	-1987	2
13a	3517157-8	1	-	-	-	-		Clip	Clips	1988-	2
13b	1272830-9	1	-	-	-	-		Clamp	Klamma	1988-	2
14	1389733-5	1	-	-	-	-		Funnel	Tratt	(1304718)	3

1) Without fuel evaporite control. / Utan bränsleavdunstningskontroll.
2) With fuel evaporite control. / Med bränsleavdunstningskontroll.

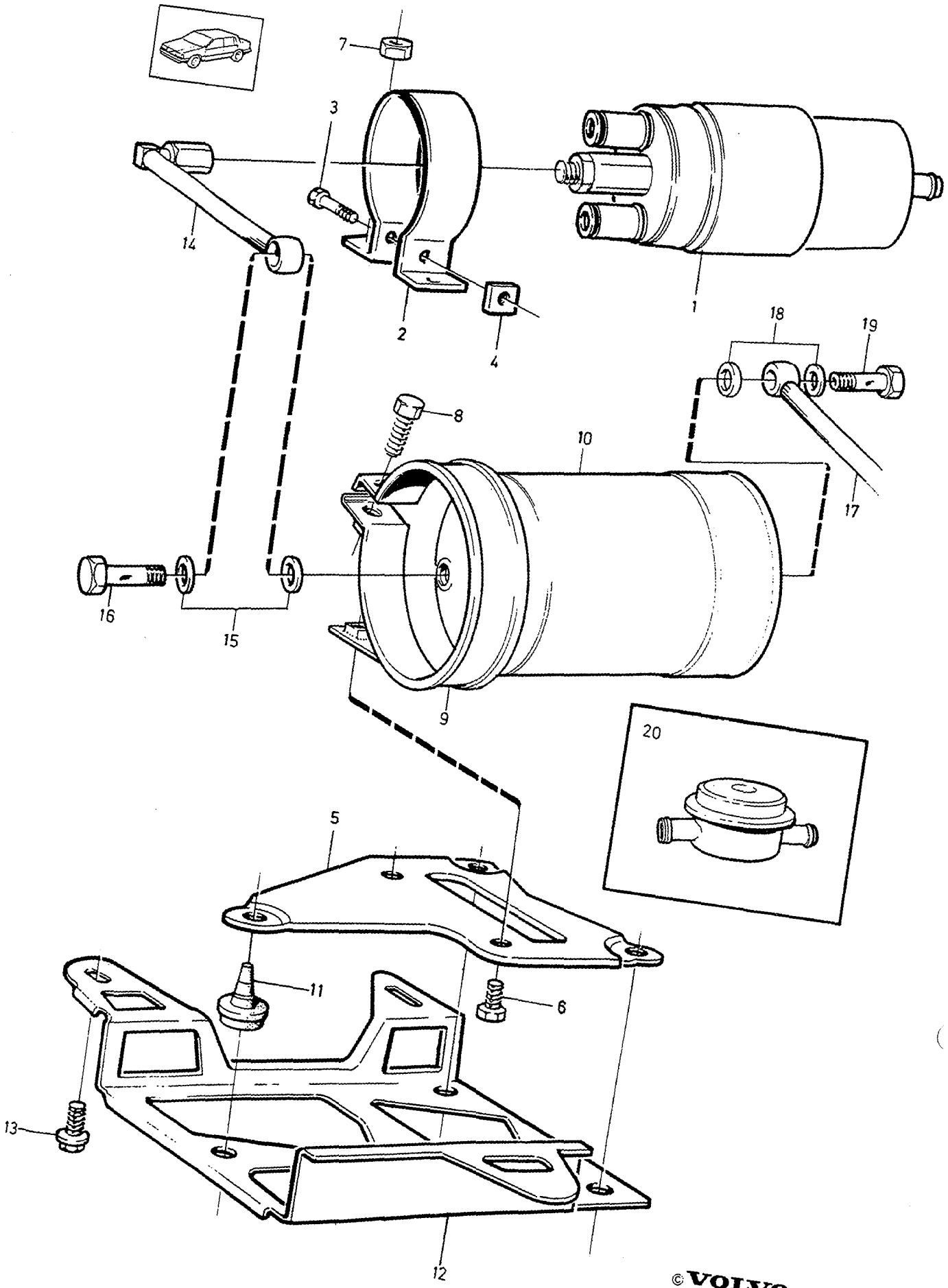

© VOLVO
Genuine Parts
PV 233 51178

A	B200ET
B	B280E, B280F
C	B204GT
D	
E	

FUEL PUMP WITH FITTINGS — BRÄNSLEPUMP MED MONTERINGS-DETALJER

Group / Grupp: 23

Page / Sida: 219

B200ET,B280E,B280F,B204GT

Fig	Part No. Artikel nr	Quantity / Antal A	B	C	D	E	PS	Description	Benämning	Notes Anmärkning	SR
1	1336679-4	1	-	1	-	-		Fuel pump	Bränslepump		2
	1389449-8	-	1	-	-	-		Fuel pump	Bränslepump		3
2	1321723-7	1	1	1	-	-		Clamp	Klamma		2
3	956083-0	1	1	1	-	-		Screw	Skruv		2
4	1272073-6	1	1	1	-	-		Nut	Mutter		2
5	1272071-0	1	1	-	-	-		Attaching plate	Fästplatta	-1987	3
	1389461-3	1	1	1	-	-		Attaching plate	Fästplatta	1988-	3
6	955269-6	2	2	-	-	-		Screw	Skruv	-1989	2
	967552-1	2	2	2	-	-		Flange screw	Flänsskruv	1990-	1
7	949278-6	1	1	1	-	-		Flange lock nut	Flänslåsmutter		2
8	946934-7	1	1	-	-	-		Flange screw	Flänsskruv	-1989	2
	948746-3	1	1	1	-	-		Flange screw	Flänsskruv	1990-	2
9	3517129-7	1	1	-	-	-		Clamp	Klamma	(1342867)	2
10	1389562-8	1	1	1	-	-		Filter	Filter	(1389450)	1
11	1255018-2	3	3	3	-	-		Rubber cushion	Gummikudde		2
12	1272070-2	1	1	1	-	-		Bracket	Konsol		3
13	944926-5	3	3	3	-	-		Flange screw	Flänsskruv		2
14	1312297-3	1	1	1	-	-		Fuel pipe	Bränslerör		2
15	18838-3	2	2	2	-	-		Gasket	Packning		2
16	968179-2	1	1	1	-	-		Hollow screw	Hålskruv		2
17	1342033-6	1	-	1	-	-		Feed line	Tryckledning		2
	3501303-6	-	1	-	-	-		Fuel pipe	Bränslerör		2
18	947282-0	2	2	2	-	-		Gasket	Packning		2
19	*(968178)*	1	1	1	-	-	SP	Hollow screw	Hålskruv		2
20	1389725-1	1	1	-	-	-		Absorber	Dämpare	1)	3

1) Service alternative. / Service alternativ.

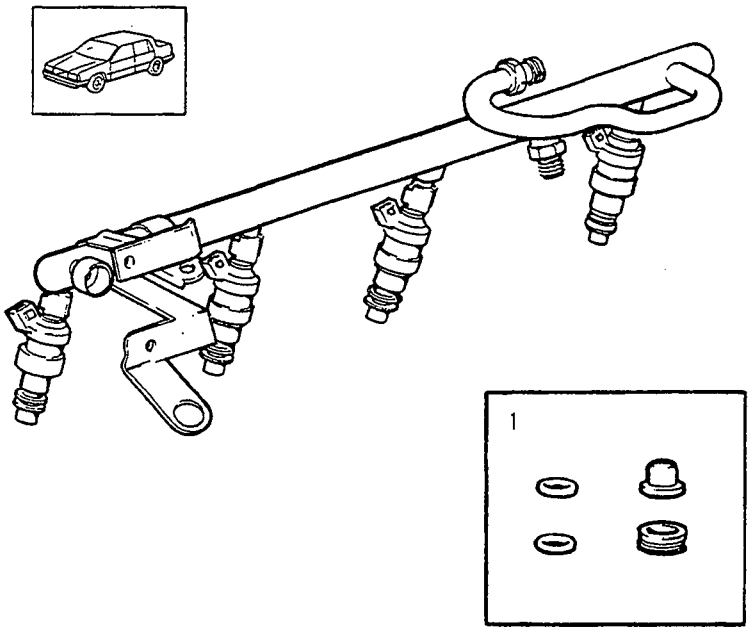

VOLVO
Genuine Parts
PV 236 43369

A B C D E		REPAIR KITS REPARATIONSSATS B200ET,B204GT	Group Grupp 23 Page Sida 221

Fig	Part No. Artikel nr	Quantity / Antal A	B	C	D	E	PS	Description	Benämning	Notes Anmärkning	SR
1	1346393-0	4	-	-	-	-		O-ring kit	O-ringsats		2

INLET SYSTEM EXHAUST SYSTEM / INLOPPSSYSTEM AVGASSYSTEM

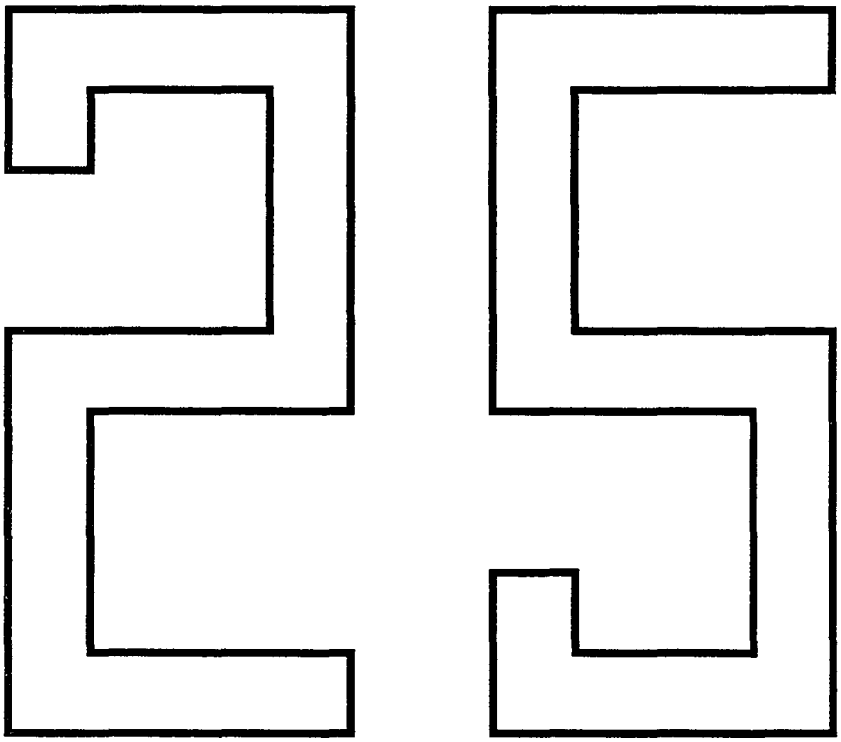

A
B
C
D
E

SUB GROUP
INLET SYSTEM EXHAUST SYSTEM

UNDERGRUPP
INLOPPSSYSTEM AVGASSYSTEM

Group
Grupp
25

Page
Sida
223

Fig	Part No. Artikel nr	Quantity / Antal A	B	C	D	E	PS	Description	Benämning	Notes Anmärkning	SR
								B200ET	B200ET		
		-	-	-	-	-		Air filter	Luftfilter	SEE 25•225	
								Crankcase ventilation	Vevhusventilation		
		-	-	-	-	-		•-1987	•-1987	SEE 25•243	
		-	-	-	-	-		•1988	•1988	SEE 25•245	
		-	-	-	-	-		Induction pipe (manifold)	Inloppsrör	SEE 25•255	
		-	-	-	-	-		Exhaust manifold	Avgasgrenrör	SEE 25•261	
								Exhaust system	Avgassystem		
		-	-	-	-	-		•-1987	•-1987	SEE 25•269	
		-	-	-	-	-		•1988	•1988	SEE 25•271	
		-	-	-	-	-		Turbocharger	Turbokompressor	SEE 25•233	
								B204GT	B204GT		
		-	-	-	-	-		Air filter	Luftfilter	SEE 25•227	
		-	-	-	-	-		Crankcase ventilation	Vevhusventilation	SEE 25•247	
		-	-	-	-	-		Induction pipe (manifold)	Inloppsrör	SEE 25•257	
		-	-	-	-	-		Exhaust manifold	Avgasgrenrör	SEE 25•263	
		-	-	-	-	-		Exhaust system	Avgassystem	SEE 25•273	
		-	-	-	-	-		Turbocharger	Turbokompressor	SEE 25•235	
								B280E/F	B280E/F		
		-	-	-	-	-		Air filter	Luftfilter	SEE 25•229	
		-	-	-	-	-		Crankcase ventilation	Vevhusventilation	SEE 25•249	
		-	-	-	-	-		Induction pipe (manifold)	Inloppsrör	SEE 25•259	
		-	-	-	-	-		Exhaust manifold	Avgasgrenrör	SEE 25•265	
								Exhaust system	Avgassystem		
		-	-	-	-	-		•B280E -1987	•B280E -1987	SEE 25•275	
		-	-	-	-	-		•B280E 1988	•B280E 1988	SEE 25•277	
		-	-	-	-	-		•B280F -1987	•B280F -1987	SEE 25•279	
		-	-	-	-	-		•B280F 1988-	•B280F 1988-	SEE 25•281	
		-	-	-	-	-		Exhaust gas recirculation	Avgasåterledning	SEE 25•251	
		-	-	-	-	-		Pulse air system	Pulsairsystem	SEE 25•253	
								D24TIC	D24TIC		
		-	-	-	-	-		Air filter	Luftfilter	SEE 25•231	
		-	-	-	-	-		Crankcase ventilation	Vevhusventilation	SEE 25•249	
		-	-	-	-	-		Induction pipe (manifold)	Inloppsrör	SEE 25•267	
		-	-	-	-	-		Exhaust manifold	Avgasgrenrör	SEE 25•267	
								Exhaust system	Avgassystem		
		-	-	-	-	-		•-1987	•-1987	SEE 25•283	
		-	-	-	-	-		•1988-	•1988-	SEE 25•285	
		-	-	-	-	-		Turbocharger	Turbokompressor	SEE 25•237	

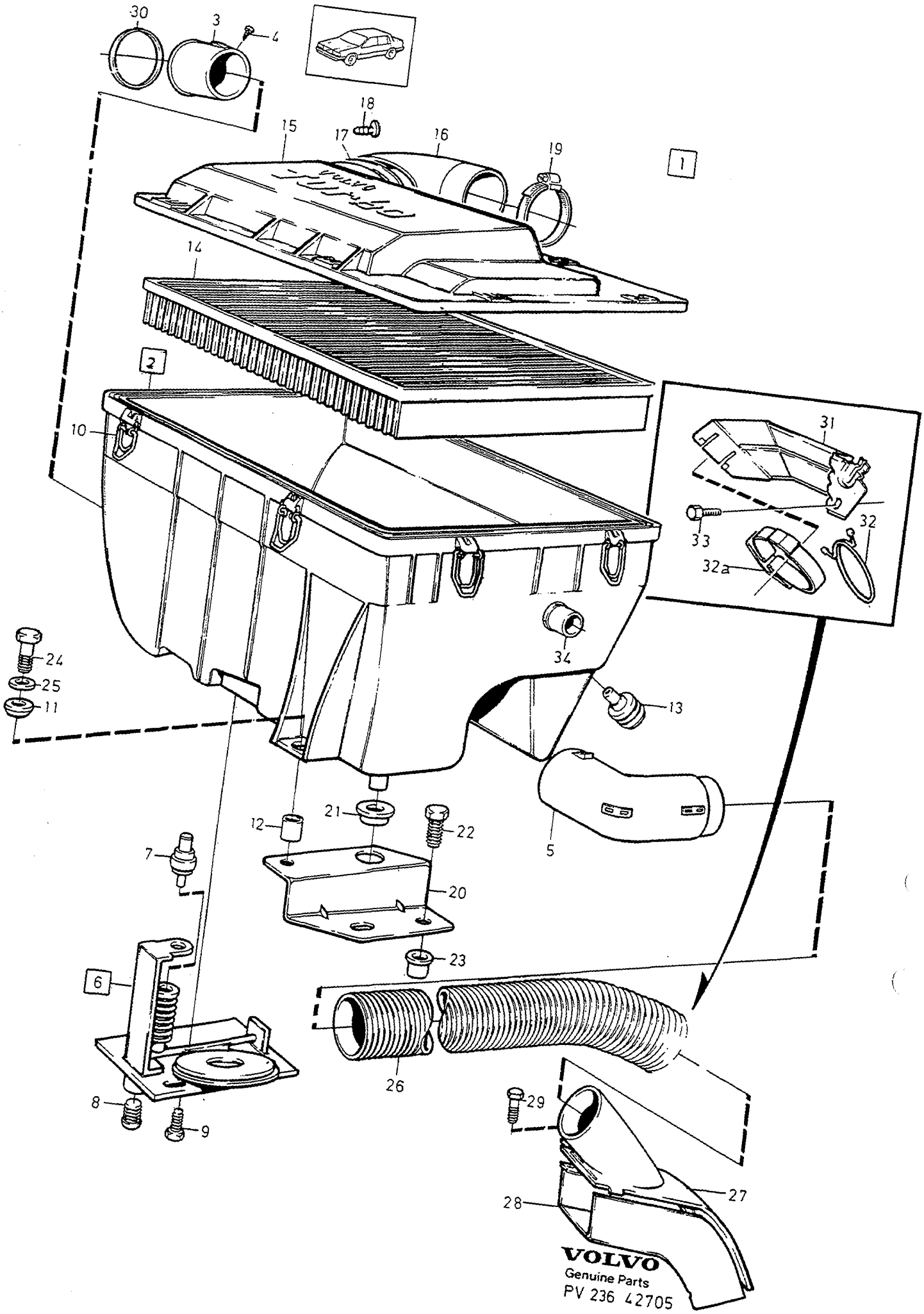
30
3
4
18
15
17
16
19
1
14
2
10
31
33
32
32a
24
25
11
34
13
5
12
21
22
7
20
23
6
26
8
9
29
27
28
VOLVO
Genuine Parts
PV 236 42705

A
B
C
D
E

AIR CLEANER — LUFTFILTER

Group / Grupp 25

Page / Sida 225

B200ET

Fig	Part No. Artikel nr	Quantity / Antal A	B	C	D	E	P S	Description	Benämning	Notes Anmärkning	S R
1		1	-	-	-	-	NS	Air filter	Luftfilter		
2	3517061-2	1	-	-	-	-		•Filter housing	•Filterhus	(1332686) -1987	4
	3517061-2	1	-	-	-	-		•Filter housing	•Filterhus	1988-	4
3		1	-	-	-	-	NS	••Inlet pipe	••Inloppsrör		
4	955126-8	1	-	-	-	-		••Screw	••Skruv		2
5		1	-	-	-	-	NS	••Air tube	••Luftrör		
6		1	-	-	-	-	NS	••Shutter	••Spjäll		
7	1266826-5	1	-	-	-	-		•••Thermostat	•••Termostat		3
8	1336748-7	1	-	-	-	-		•••Buffer	•••Buffert		2
9	969476-1	3	-	-	-	-		••Screw	••Skruv	(955141)	2
10	1257376-2	6	-	-	-	-		••Clamp	••Klamma		2
11	1336749-5	1	-	-	-	-		••Rubber bushing	••Gummibussning		2
12	1257342-4	1	-	-	-	-		••Spacer sleeve	••Distanshylsa		2
13	1336747-9	1	-	-	-	-		••Buffer	••Buffert		2
14	1257546-0	1	-	-	-	-		•Filter insert	•Filterinsats		1
15	1332562-6	1	-	-	-	-		•Filter cover	•Filterlock		4
16		1	-	-	-	-	NS	••Pipe elbow	••Rörkrök		
17	945443-0	1	-	-	-	-	IK	••O-ring	••O-ring		2
18	1247342-7	1	-	-	-	-		••Clip, black	••Clips, svart		3
19	943480-4	1	-	-	-	-		Hose clamp	Slangklamma		2
20	1396065-3	1	-	-	-	-		Bracket	Konsol		3
21	1336749-5	1	-	-	-	-		•Rubber bushing	•Gummibussning		2
22	946173-2	1	-	-	-	-		Flange screw	Flänsskruv		2
23	966799-9	1	-	-	-	-		Rivet nut	Nitmutter		2
24	*(968287)*	1	-	-	-	-	SP	Screw	Skruv	REPL 1 PCS 947542-7, 1 PCS 960139-4.	2
25	960140-2	1	-	-	-	-		Washer	Bricka	(960139) ALTER	2
26	3517805-2	1	-	-	-	-		Hose	Slang	1) (1336502)	2
	3517805-2	1	-	-	-	-		Hose	Slang	2)	2
27	*(1389018)*	1	-	-	-	-	SP	Cover	Lock	-1986 REPL 1 PCS 3501962-9, 1 PCS 3501964-5.	4
	3501964-5	1	-	-	-	-		Cover	Lock	1987-	4
28	*(1346247)*	1	-	-	-	-	SP	Pre-heating plate	Förvärmningsplåt	-1986 REPL 1 PCS 3501962-9, 1 PCS 3501964-5.	4
	3501962-9	1	-	-	-	-		Pre-heating plate	Förvärmningsplåt	1987-	4
29	946173-2	2	-	-	-	-		Flange screw	Flänsskruv		2
30	1336746-1	1	-	-	-	-		Rubber bushing	Gummibussning		2
31	1367912-1	1	-	-	-	-		Bracket	Konsol		4
32	1346119-9	1	-	-	-	-		Clamp	Klamma		2
32a	1389651-9	1	-	-	-	-		Spring	Fjäder		3
33	960862-1	1	-	-	-	-		Screw	Skruv		2
34		1	-	-	-	-		Nipple	Nippel	SEE 25•243	

1) CH -6499.
2) CH 6793-

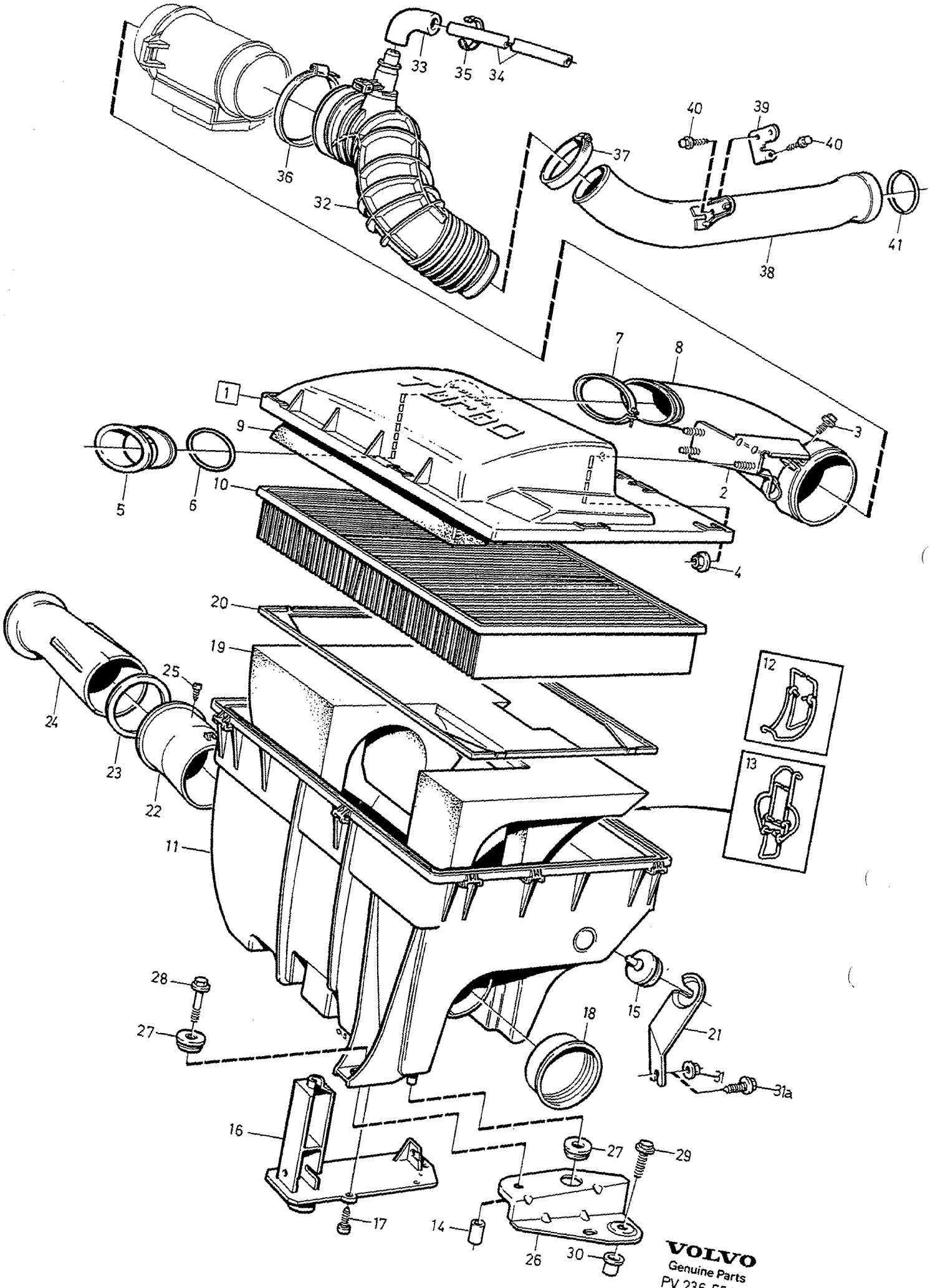

VOLVO
Genuine Parts
PV 236 55412

A
B
C
D
E

AIR CLEANER — LUFTFILTER

Group / Grupp: 25

Page / Sida: 227

B204GT

Fig	Part No. Artikel nr	Quantity / Antal A	B	C	D	E	PS	Description	Benämning	Notes Anmärkning	SR
1	3514553-1	1	-	-	-	-		Filter cover	Filterlock		4
2	3514555-6	1	-	-	-	-		•Bracket	•Konsol		4
3	946173-2	1	-	-	-	-		••Flange screw	••Flänsskruv		2
4	948645-7	3	-	-	-	-		•Flange lock nut	•Flänslåsmutter		2
5		1	-	-	-	-	NS	•Connecting pipe	•Anslutningsrör		
6	945443-0	1	-	-	-	-		•O-ring	•O-ring		2
7	3514914-5	1	-	-	-	-		•Hose clamp	•Slangklamma		4
8		1	-	-	-	-	NS	•Pipe bend	•Rörböj		
9	3531476-4	1	-	-	-	-		•Sound absorber	•Ljudabsorbent		4
10	1257546-0	1	-	-	-	-		Filter insert	Filterinsats		1
11	3517062-0	1	-	-	-	-		Filter housing	Filterhus		4
12	3514925-1	5	-	-	-	-		Clamp	Klamma		2
13	3536094-0	1	-	-	-	-		Clamp	Klamma		2
14	1257342-4	1	-	-	-	-		Spacer sleeve	Distanshylsa		2
15	3501965-2	1	-	-	-	-		Buffer	Buffert		2
16		1	-	-	-	-	NS	Retainer	Hållare		
17	969476-1	3	-	-	-	-		Screw	Skruv		2
18	949585-4	1	-	-	-	-		Protecting plug	Skyddsplugg		2
19	3514633-1	1	-	-	-	-		Sound absorber	Ljudabsorbent		4
20	3514759-4	1	-	-	-	-		Frame	Ram		4
21	3536024-7	1	-	-	-	-		Bracket	Konsol		2
22		1	-	-	-	-	NS	Inlet pipe	Inloppsrör		
23	1336746-1	1	-	-	-	-		Rubber bushing	Gummibussning		2
24		1	-	-	-	-	NS	Air inlet	Luftintag		
25	969473-8	1	-	-	-	-		Screw	Skruv		2
26	1336751-1	1	-	-	-	-		Bracket	Konsol		3
27	1336749-5	2	-	-	-	-		Rubber bushing	Gummibussning		2
28	947612-8	1	-	-	-	-		Screw	Skruv	(969273)	2
29	946173-2	1	-	-	-	-		Flange screw	Flänsskruv		2
30	966799-9	1	-	-	-	-		Rivet nut	Nitmutter		2
31	945408-3	1	-	-	-	-		Flange nut	Flänsmutter	ALTER 1	2
31a	947107-9	1	-	-	-	-		Flange screw	Flänsskruv	ALTER 2	2
32		1	-	-	-	-		Fresh air hose	Friskluftslang	SEE 23•187	
33	1332456-1	1	-	-	-	-		Connector	Anslutning		2
34	949120-0	X	-	-	-	-		Plastic pipe	Plaströr	LG 1140mm	2
35	948211-8	1	-	-	-	-		Strip clamp	Bandklamma		2
36		1	-	-	-	-		Hose clamp	Slangklamma	SEE 23•187	
37		1	-	-	-	-		Hose clamp	Slangklamma	SEE 23•187	
38	3547316-4	1	-	-	-	-		Fresh air pipe	Friskluftrör		3
39	3531367-5	1	-	-	-	-		Bracket	Konsol		3
40	940199-3	3	-	-	-	-		Screw	Skruv		2
41	966684-3	1	-	-	-	-		O-ring	O-ring		2



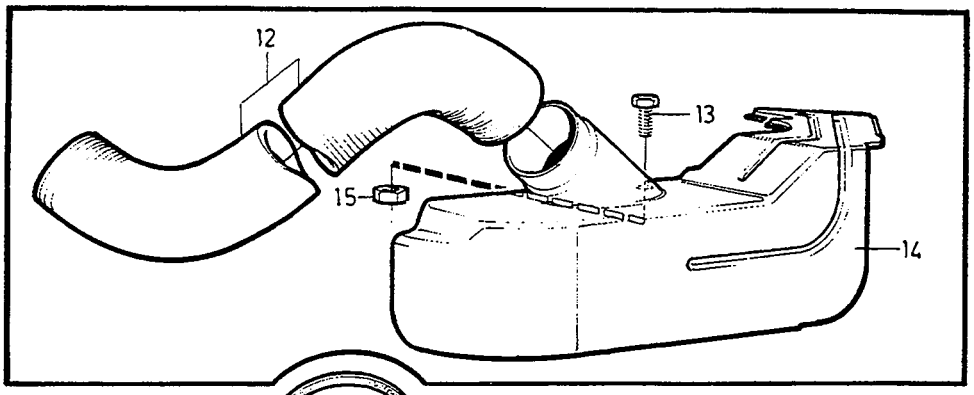

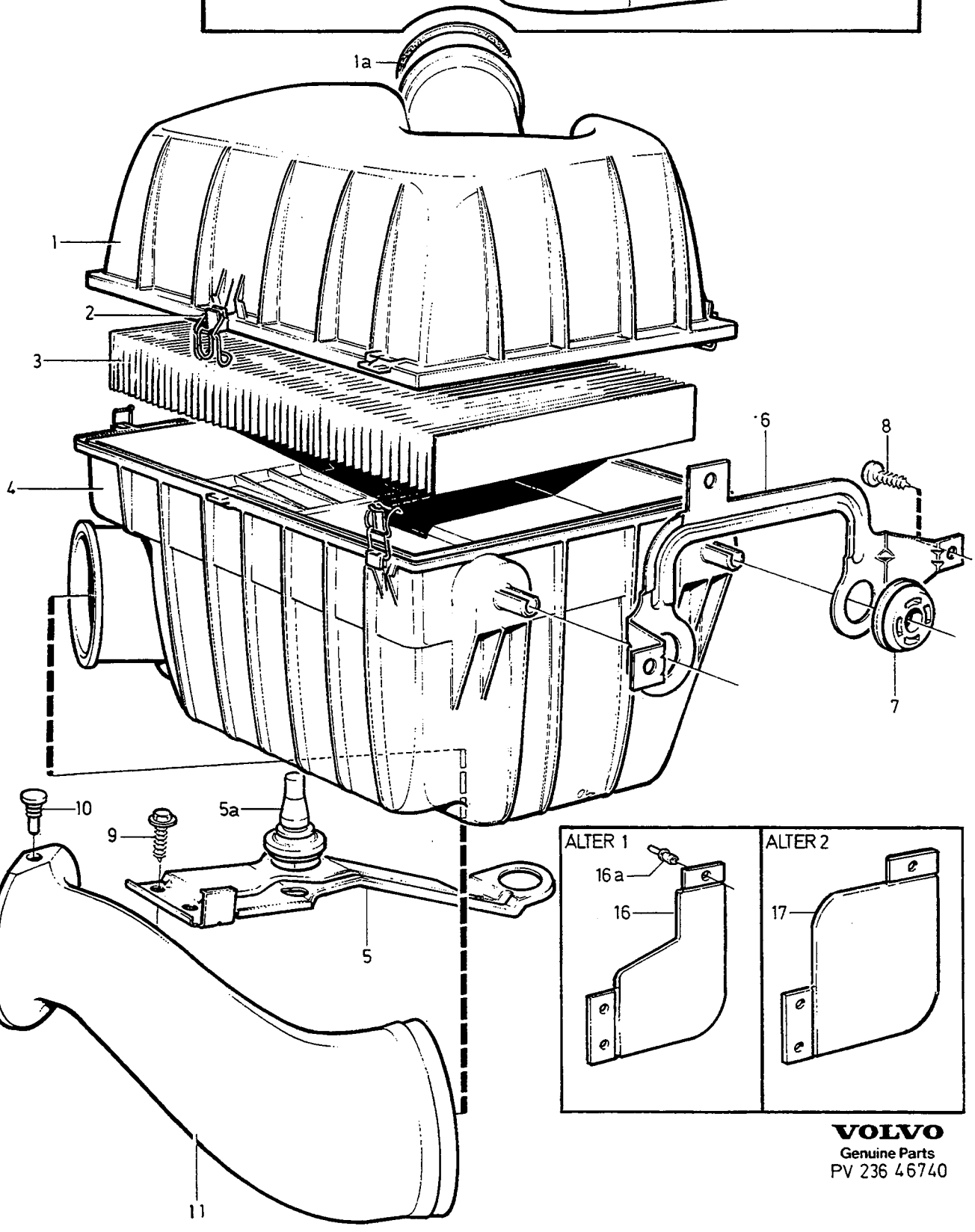

VOLVO
Genuine Parts
PV 236 46740

A
B
C
D
E

AIR CLEANER — LUFTFILTER

Group / Grupp: 25

Page / Sida: 229

B280E/F

Fig	Part No. / Artikel nr	Quantity / Antal A	B	C	D	E	PS	Description	Benämning	Notes / Anmärkning	SR
1	1274930-5	1	-	-	-	-		Filter cover	Filterlock		4
1a	1389084-3	1	-	-	-	-		O-ring	O-ring		2
2	1257376-2	6	-	-	-	-		Clamp	Klamma		2
3	1336397-3	1	-	-	-	-		Filter insert	Filterinsats		1
4	1274931-3	1	-	-	-	-		Filter housing	Filterhus		4
5	1389103-1	1	-	-	-	-		Bracket	Konsol		3
5a	1346175-1	2	-	-	-	-		Buffer	Buffert		3
6	1367393-4	1	-	-	-	-		Bracket	Konsol		3
7	1336404-7	2	-	-	-	-		•Buffer	•Buffert		2
8	969487-8	3	-	-	-	-		Screw	Skruv	(958244)	2
9	945970-2	4	-	-	-	-		Screw	Skruv		2
10	1346646-1	1	-	-	-	-		Buffer	Buffert		2
11	1389181-7	1	-	-	-	-		Air inlet	Luftintag		2
12	946841-4	X	-	-	-	-		Hose	Slang	LG 280mm	2
13	965181-1	2	-	-	-	-		Flange screw	Flänsskruv		2
14	1389247-6	1	-	-	-	-		Pre-heating plate	Förvärmningsplåt		5
15	945408-3	2	-	-	-	-		Flange nut	Flänsmutter		2
16	1346411-0	1	-	-	-	-		Protecting plate	Skyddsplåt	ALTER 1	4
16a	1384064-0	3	-	-	-	-		Clip	Clips		2
17	3501254-1	1	-	-	-	-		Protecting plate	Skyddsplåt	ALTER 2	4

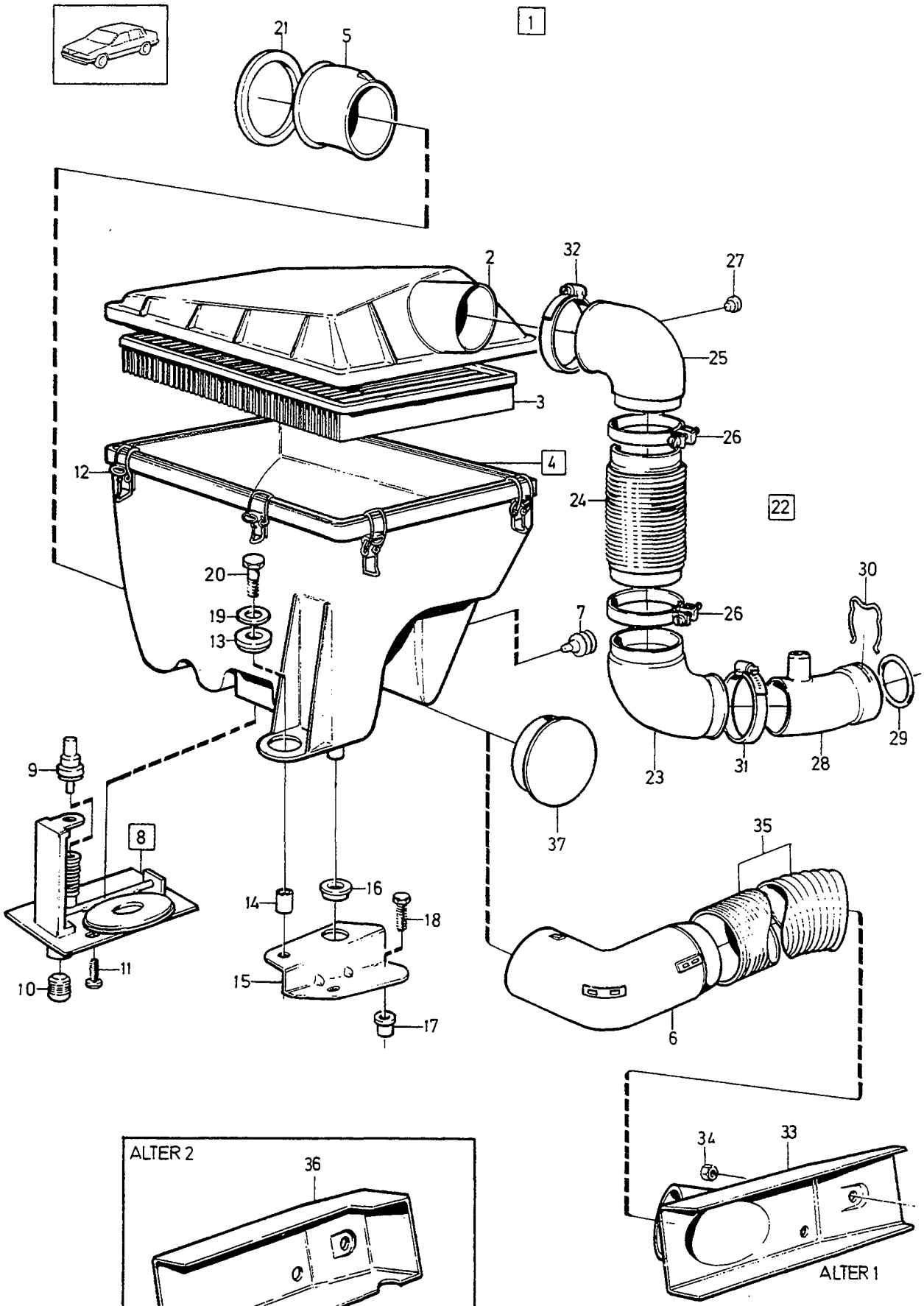

VOLVO
Genuine Parts
PV 236 50581

A
B
C
D
E

AIR CLEANER — LUFTFILTER

Group / Grupp 25

Page / Sida 231

D24TIC

Fig	Part No. / Artikel nr	Quantity / Antal A	B	C	D	E	P S	Description	Benämning	Notes / Anmärkning	S R
1		1	-	-	-	-	NS	Air filter	Luftfilter		
2	1257781-3	1	-	-	-	-		•Filter cover	•Filterlock		4
3	1257546-0	1	-	-	-	-		•Filter insert	•Filterinsats		1
4	3517062-0	1	-	-	-	-		•Filter housing	•Filterhus	1) (1346028) 1986	4
	3517060-4	1	-	-	-	-		•Filter housing	•Filterhus	2) (1367704) 1987	4
	3517060-4	1	-	-	-	-		•Filter housing	•Filterhus	1988-	4
5		1	-	-	-	-	NS	••Inlet pipe	••Inloppsrör		
6		1	-	-	-	-	NS	••Air tube	••Luftrör		
7	1336747-9	1	-	-	-	-		••Buffer	••Buffert	-1987	2
	3501965-2	1	-	-	-	-		••Buffer	••Buffert	1988-	2
8		1	-	-	-	-	NS	••Shutter	••Spjäll		
9	1266826-5	1	-	-	-	-		•••Thermostat	•••Termostat		3
10	1336748-7	1	-	-	-	-		•••Buffer	•••Buffert		2
11	969476-1	3	-	-	-	-		••Screw	••Skruv	(955141)	2
12	1257376-2	6	-	-	-	-		••Clamp	••Klamma		2
13	1336749-5	1	-	-	-	-		••Rubber bushing	••Gummibussning		2
14	1257342-4	1	-	-	-	-		••Spacer sleeve	••Distanshylsa		2
15	1396065-3	1	-	-	-	-		Bracket	Konsol		3
16	1336749-5	1	-	-	-	-		•Rubber bushing	•Gummibussning		2
17	966799-9	1	-	-	-	-		Rivet nut	Nitmutter		2
18	946173-2	1	-	-	-	-		Flange screw	Flänsskruv		2
19	960140-2	1	-	-	-	-		Washer	Bricka	(960139) ALTER	2
20	*(968287)*	1	-	-	-	-	SP	Screw	Skruv	REPL 1 PCS 947542-7, 1 PCS 960139-4.	2
21	1336746-1	1	-	-	-	-		Rubber bushing	Gummibussning		2
22	1328066-4	1	-	-	-	-		Inlet hose	Inloppsslang		2
23		1	-	-	-	-	NS	•Inlet hose	•Inloppsslang		
24		1	-	-	-	-	NS	•Fresh air hose	•Friskluftslang		
25		1	-	-	-	-	NS	•Pipe elbow	•Rörkrök		
26	967560-4	2	-	-	-	-		•Hose clamp	•Slangklamma		2
27	1328390-8	1	-	-	-	-		Rubber plug	Gummipropp		2
28	3514777-6	1	-	-	-	-		Pipe bend	Rörböj		2
29	966684-3	1	-	-	-	-		O-ring	O-ring		2
30	1328129-0	1	-	-	-	-		Spring	Fjäder		2
31	943479-6	1	-	-	-	-		Clamp	Klamma		2
32	943481-2	1	-	-	-	-		Hose clamp	Slangklamma		2
33	1257696-3	1	-	-	-	-		Pre-heating plate	Förvärmningsplåt	ALTER 1	5
34	963106-0	3	-	-	-	-		Lock nut	Låsmutter	(948645)	2
35	1257961-1	1	-	-	-	-		Hose	Slang		3
36	3501651-8	1	-	-	-	-		Pre-heating plate	Förvärmningsplåt	ALTER 2	5
37	949585-4	1	-	-	-	-		Protecting plug	Skyddsplugg	ALTER 2	2

1) With air pre heating / Med luftförvärmning
2) Without air pre heating / Utan luftförvärmning

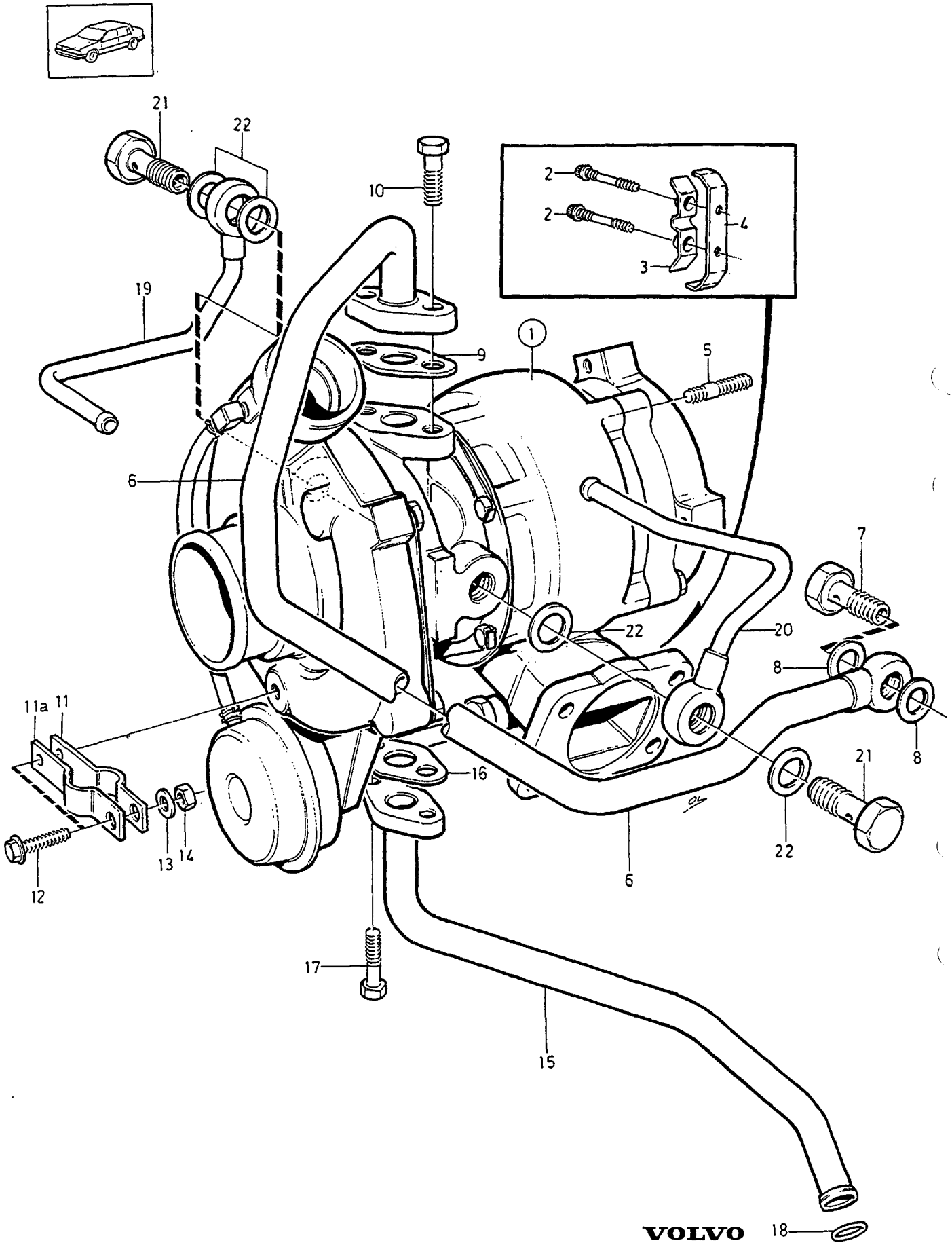

VOLVO
Genuine Parts

PV 250 48062

A
B
C
D
E

TURBOCHARGER WITH CONNECTING PARTS — TURBOKOMPRESSOR MED ANSLUTNINGSDETALJER

Group / Grupp 25

Page / Sida 233

B200ET

Fig	Part No. Artikel nr	Quantity / Antal A	B	C	D	E	P S	Description	Benämning	Notes Anmärkning	S R
1	1367868-5	1	-	-	-	-		Turbocharger ..... SEE 25•239	Turbokompressor ..... SEE 25•239		4
	5003633-4	1	-	-	-	-	EU	Turbocharger, exch	Turbokompressor, bytes		4
2	1346637-0	4	-	-	-	-		Screw	Skruv		2
3	1326586-3	2	-	-	-	-		Striker plate	Låsbleck		2
4	1326222-5	2	-	-	-	-		Striker plate	Låsbleck		2
5		3	-	-	-	-		Stud	Pinnskruv	SEE 25•283	
6	1326255-5	1	-	-	-	-		Oil pipe	Oljerör		3
7	968179-2	1	-	-	-	-		Hollow screw	Hålskruv		2
8	18838-3	2	-	-	-	-	IK	Gasket	Packning		2
9	420641-3	1	-	-	-	-		Gasket	Packning	(420475)	2
10	949734-8	2	-	-	-	-		Screw	Skruv	(955294)	2
11	1397616-2	1	-	-	-	-		Clamp	Klamma		3
11a	1397615-4	1	-	-	-	-		Clamp	Klamma		3
12	955271-2	2	-	-	-	-		Screw	Skruv		2
13	955892-5	3	-	-	-	-		Washer	Bricka		2
14	955781-0	1	-	-	-	-		Nut	Mutter		2
15	1326253-0	1	-	-	-	-		Oil line	Oljeledning		3
16	470993-7	1	-	-	-	-		Gasket	Packning	(420423)	2
☆ 17	949734-8	2	-	-	-	-		Screw	Skruv	(955294)	2
18	1306264-1	1	-	-	-	-		Sealing ring	Tätningsring		1
19	1378396-4	1	-	-	-	-		Coolant pipe	Kylvätskerör		4
20	1378625-6	1	-	-	-	-		Coolant pipe	Kylvätskerör		4
21	974678-5	2	-	-	-	-		Hollow screw	Hålskruv	(941686)	2
22	947622-7	4	-	-	-	-		Gasket	Packning		2

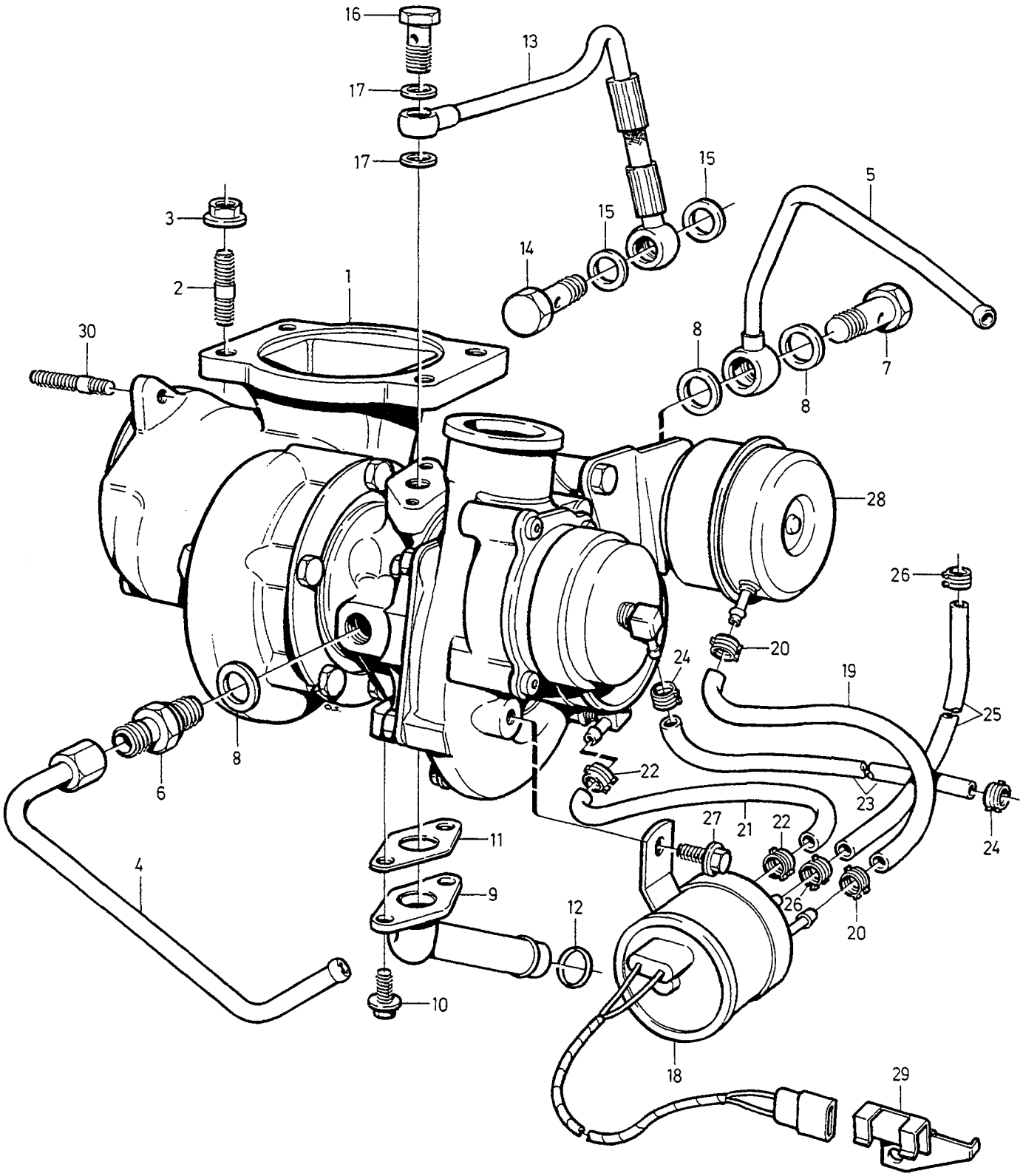

VOLVO
Genuine Parts
PV 250 53409

A
B
C
D
E

TURBOCHARGER WITH CONNECTING PARTS — TURBOKOMPRESSOR MED ANSLUTNINGSDETALJER

Group / Grupp 25

Page / Sida 235

B204GT

Fig	Part No. Artikel nr	Quantity / Antal A	B	C	D	E	PS	Description	Benämning	Notes Anmärkning	SR
1	3517656-9	1	-	-	-	-		Turbocharger	Turbokompressor		4
	5003714-2	1	-	-	-	-	EU	Turbocharger, exch	Turbokompressor, bytes		4
2	1366701-9	4	-	-	-	-		Stud	Pinnskruv		2
3	976103-2	4	-	-	-	-		Flange lock nut	Flänslåsmutter		2
4	3514456-7	1	-	-	-	-		Coolant pipe	Kylvätskerör		4
5	3514457-5	1	-	-	-	-		Coolant pipe	Kylvätskerör		4
6	973546-5	1	-	-	-	-		Nipple	Nippel		4
7	974678-5	1	-	-	-	-		Hollow screw	Hålskruv	(941686)	2
8	947622-7	3	-	-	-	-		Gasket	Packning		2
9	3517904-3	1	-	-	-	-		Oil draining pipe	Oljedräneringsrör		3
☆ 10	949734-8	1	-	-	-	-		Screw	Skruv	(955294)	2
11	470993-7	1	-	-	-	-		Gasket	Packning		2
12	1306264-1	1	-	-	-	-		Sealing ring	Tätningsring		1
13	3517972-0	1	-	-	-	-		Oil pipe	Oljerör		2
14	968179-2	1	-	-	-	-		Hollow screw	Hålskruv		2
15	947621-9	2	-	-	-	-		Gasket	Packning		2
16	*(968178)*	1	-	-	-	-	SP	Hollow screw	Hålskruv		2
17	947282-0	2	-	-	-	-		Gasket	Packning		2
18	3517757-5	1	-	-	-	-		Pressure regulator	Tryckregulator		3
19	1336649-7	X	-	-	-	-		Hose	Slang		2
20	1211392-4	2	-	-	-	-		Hose clamp	Slangklämma		2
21	1336649-7	X	-	-	-	-		Hose	Slang		2
22	1211392-4	2	-	-	-	-		Hose clamp	Slangklämma		2
23	1306703-8	X	-	-	-	-		Hose	Slang		2
24	1346542-2	2	-	-	-	-		Hose clamp	Slangklamma		2
25	1336649-7	X	-	-	-	-		Hose	Slang		2
26	1211392-4	2	-	-	-	-		Hose clamp	Slangklämma		2
27	946544-4	1	-	-	-	-		Flange screw	Flänsskruv		2
28		1	-	-	-	-	NS	Pressure box	Tryckdosa		
29	3531089-5	1	-	-	-	-		Bracket	Konsol		5
30	1357769-7	3	-	-	-	-		Stud	Pinnskruv		2

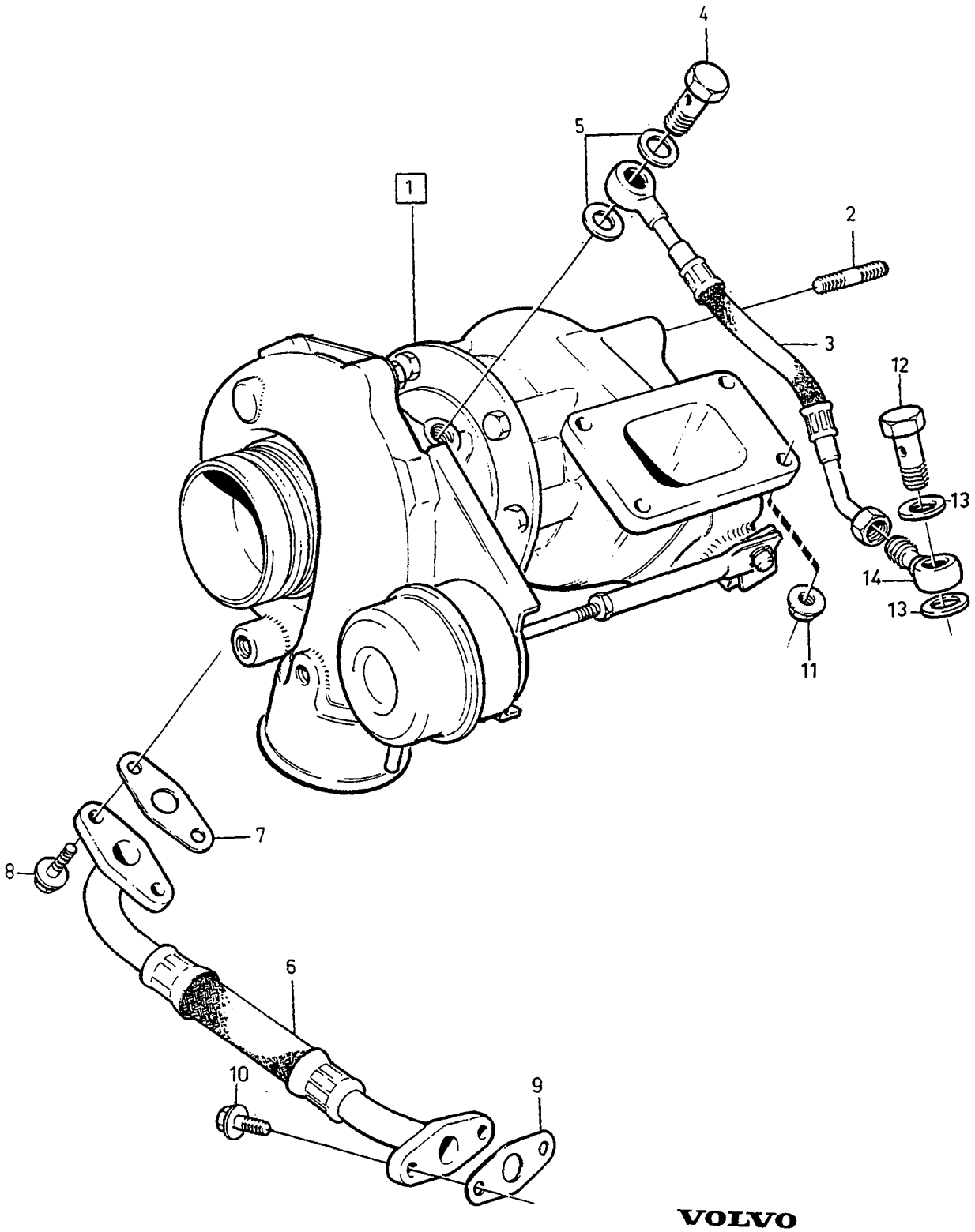

VOLVO
Genuine Parts
PV 250 46610

A
B
C
D
E

TURBOCHARGER WITH CONNECTING PARTS — TURBOKOMPRESSOR MED ANSLUTNINGSDETALJER

Group / Grupp 25

Page / Sida 237

D24TIC

Fig	Part No. / Artikel nr	Quantity / Antal A	B	C	D	E	PS	Description	Benämning	Notes / Anmärkning	SR
1	*(1328575)*	1	-	-	-	-	SP	Turbocharger	Turbokompressor	REPL 1 PCS 1328579-6, 3 PCS 1328777-6.	4
		-	-	-	-	-		•SEE 25•241	•SEE 25•241		
	5003566-6	1	-	-	-	-	EU	Turbocharger, exch	Turbokompressor, bytes		4
2	1328777-6	3	-	-	-	-		•Stud	•Pinnskruv		2
3	1328659-6	1	-	-	-	-		Oil pipe inlet	Oljerör tillopp		3
4	*(968178)*	1	-	-	-	-	SP	Hollow screw	Hålskruv	(74040)	2
5	957175-3	2	-	-	-	-		Gasket	Packning		2
6	1257867-0	1	-	-	-	-		Oil line return	Oljeledning retur		3
7	470993-7	1	-	-	-	-		Gasket	Packning		2
8	946173-2	2	-	-	-	-		Flange screw	Flänsskruv		2
9	3507030-9	1	-	-	-	-		Gasket	Packning		1
10	946173-2	2	-	-	-	-		Flange screw	Flänsskruv		2
11	1328227-2	4	-	-	-	-		Nut	Mutter		2
12	*(968178)*	1	-	-	-	-	SP	Hollow screw	Hålskruv	(74040)	2
13	957175-3	2	-	-	-	-		Gasket	Packning		2
14	1328677-8	1	-	-	-	-		Banjo nipple	Banjonippel		2

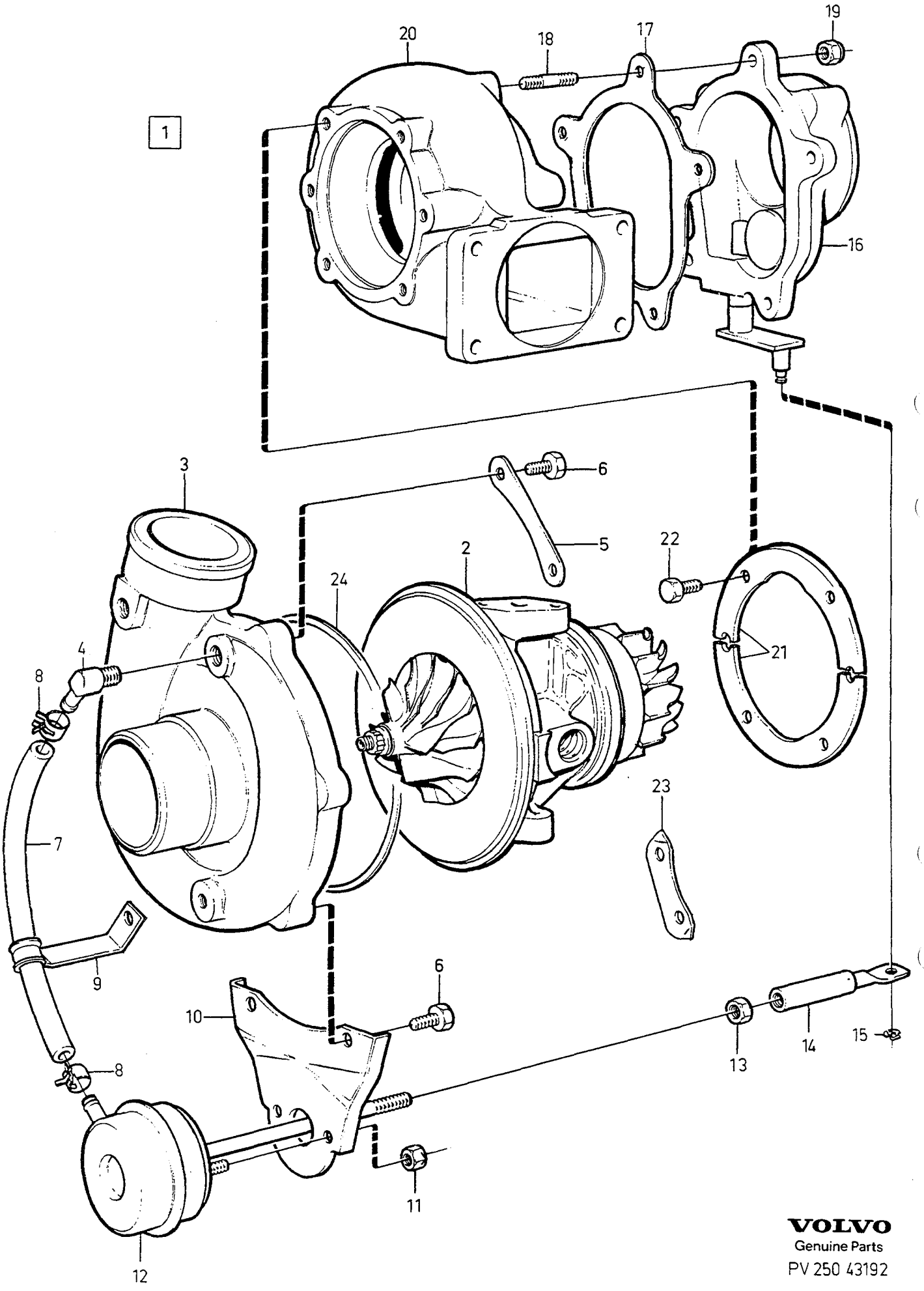

VOLVO
Genuine Parts
PV 250 43192

A		TURBOCHARGER TURBOKOMPRESSOR	Group Grupp 25
B			
C			
D			Page Sida 239
E		1367868	

Fig	Part No. Artikel nr	Quantity / Antal A	B	C	D	E	PS	Description	Benämning	Notes Anmärkning	SR
1	1367868-5	1	-	-	-	-		Turbocharger	Turbokompressor		4
2		1	-	-	-	-	NS	• Centre housing	• Centrumhus		
3	*1336525*	1	-	-	-	-	OP	• Compressor housing	• Kompressorhus		5
4	1317280-4	1	-	-	-	-		• Nipple	• Nippel		3
5	1317282-0	2	-	-	-	-		• Segment	• Segment		3
6	1317283-8	6	-	-	-	-		• Screw	• Skruv		2
7	1317284-6	1	-	-	-	-		• Hose	• Slang		2
8	1328192-8	2	-	-	-	-		• Clamp	• Klamma		2
9	1317286-1	1	-	-	-	-		• Clamp	• Klamma		3
10	1306878-8	1	-	-	-	-		• Bracket	• Konsol		5
11	1317277-0	2	-	-	-	-		• Lock nut	• Låsmutter		2
12	*(1306854)*	1	-	-	-	-	SP	• Pressure regulator	• Tryckregulator	REPL 1 PCS 271094-5	3
13	955846-1	1	-	-	-	-		• Nut	• Mutter		2
14	1317027-9	1	-	-	-	-		• Fork	• Gaffel		3
15	1317028-7	1	-	-	-	-		• Retaining ring	• Spårring		2
16	*1306855*	1	-	-	-	-	OP	• Valve housing	• Ventilhus		5
17	1367108-6	1	-	-	-	-		• Gasket	• Packning		2
18	1332014-8	5	-	-	-	-		• Stud	• Pinnskruv		2
19	948645-7	5	-	-	-	-		• Flange lock nut	• Fläns låsmutter	(946036)	2
20	*1326433*	1	-	-	-	-	OP	• Turbine housing	• Turbinhus		5
21	1336043-3	2	-	-	-	-		• Segment	• Segment		3
22	1328188-6	6	-	-	-	-		• Screw	• Skruv		2
23	466486-8	3	-	-	-	-		• Tab washer	• Vikbricka		4
24	1336126-6	1	-	-	-	-		• Gasket	• Packning		2



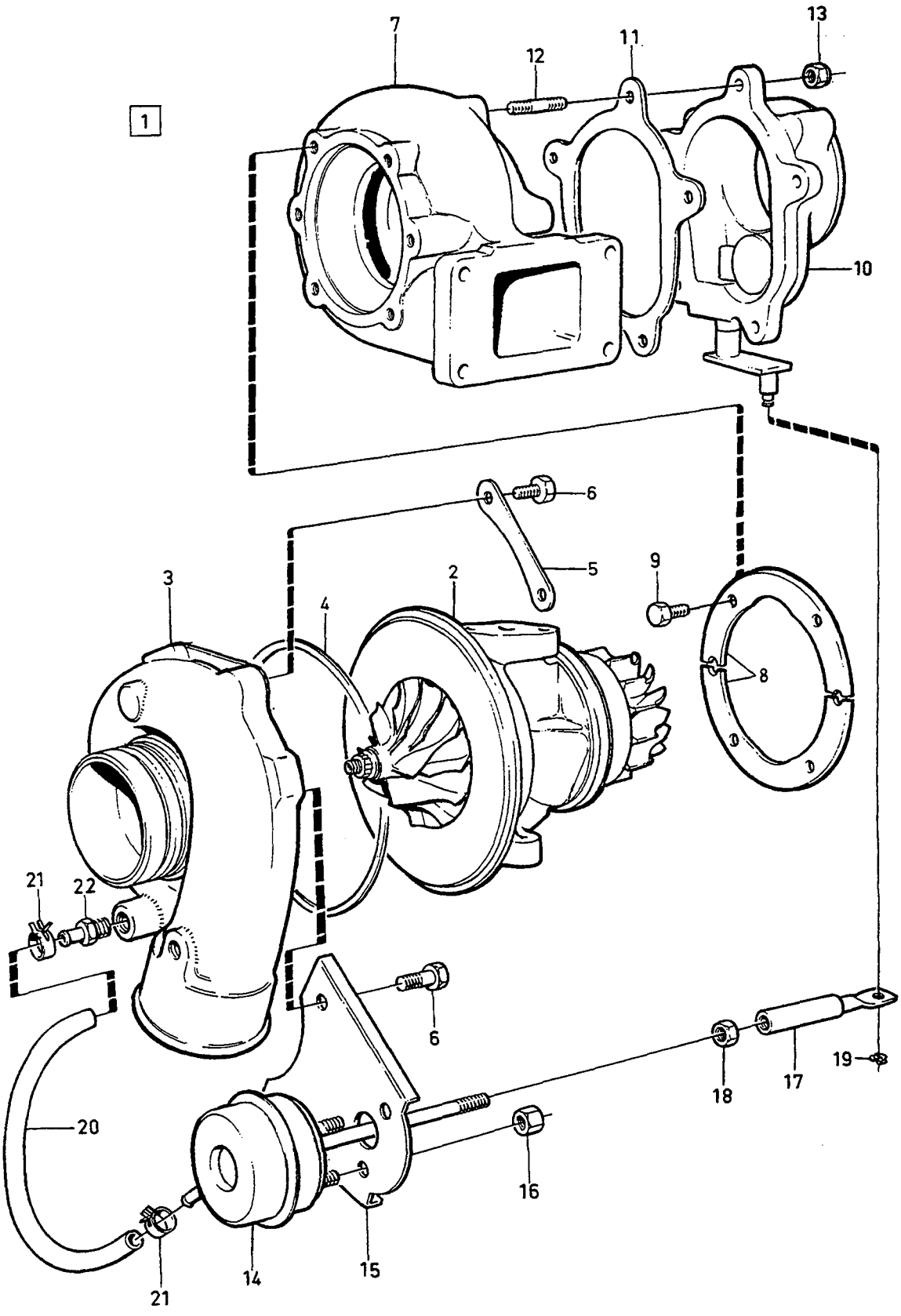
1
7
12
11
13
10
6
5
9
3
4
2
8
21
22
6
18
17
19
20
16
21
14
15

A		TURBOCHARGER	TURBOKOMPRESSOR	Group Grupp 25
B				
C				
D				Page Sida 241
E		1328575		

Fig	Part No. Artikel nr	Quantity / Antal					P S	Description	Benämning	Notes Anmärkning	S R
		A	B	C	D	E					
1	*(1328575)*	1	-	-	-	-	SP	Turbocharger	Turbokompressor	REPL 1 PCS 1328579-6 1 PCS 1328777-6	4
2		1	-	-	-	-	NS	• Centre housing	• Centrumhus		
3	*1389237*	1	-	-	-	-	OP	• Compressor housing	• Kompressorhus		5
4	1336126-6	1	-	-	-	-		• Gasket	• Packning		2
5	1328185-2	1	-	-	-	-		• Segment	• Segment		3
	1328186-0	1	-	-	-	-		• Segment	• Segment		3
6	1317283-8	6	-	-	-	-		• Screw	• Skruv		2
7		1	-	-	-	-	NS	• Turbine housing	• Turbinhus		
8		2	-	-	-	-	NS	• Segment	• Segment		
9	1328188-6	6	-	-	-	-		• Screw	• Skruv		2
10	*1389238*	1	-	-	-	-	OP	Valve housing	Ventilhus		5
11		1	-	-	-	-	NS	• Gasket	• Packning		
12		5	-	-	-	-	NS	• Stud	• Pinnskruv		
13	946344-9	5	-	-	-	-		• Lock nut	• Låsmutter		2
14	271128-1	1	-	-	-	-		• Repair kit	• Reparationssats	(3501894)	3
15	1389239-3	1	-	-	-	-		• Bracket	• Konsol		5
16	955846-1	2	-	-	-	-		• Nut	• Mutter		2
17		1	-	-	-	-	NS	• Fork	• Gaffel		
18		1	-	-	-	-	NS	• Nut	• Mutter		
19	1317028-7	1	-	-	-	-		• Retaining ring	• Spårring		2
20		1	-	-	-	-	NS	• Hose	• Slang		
21	1328192-8	2	-	-	-	-		• Clamp	• Klamma		2
22		1	-	-	-	-	NS	• Nipple	• Nippel		

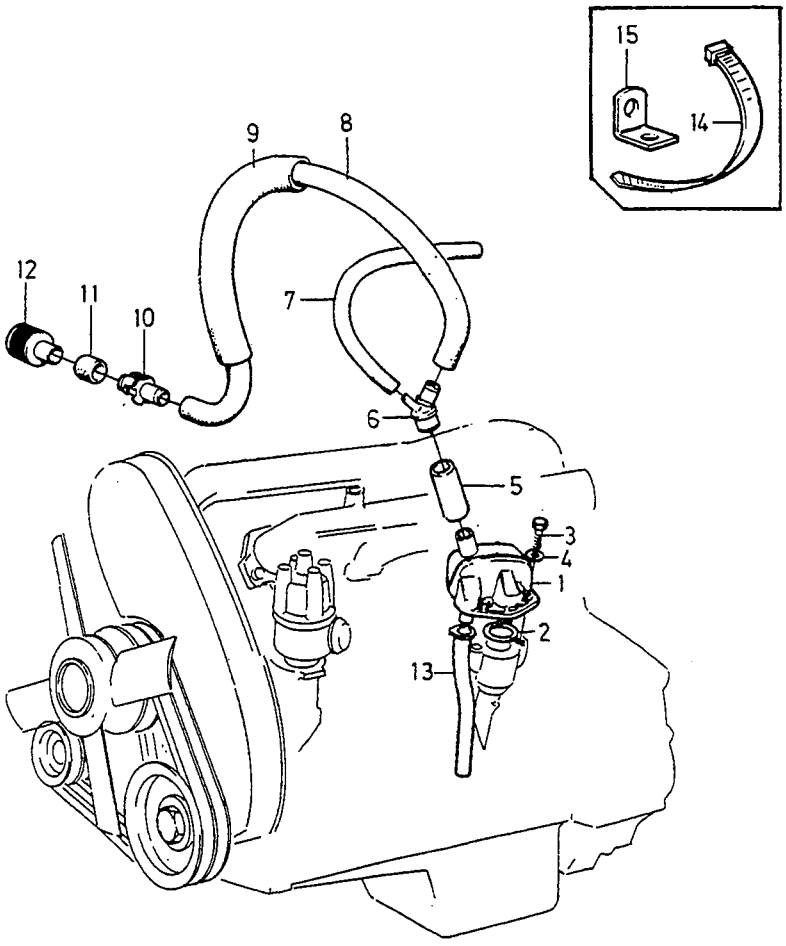
15
14
9
8
12
11
10
7
6
5
3
4
1
2
13

A
B
C
D
E

CRANKCASE VENTILATION VEVHUSVENTILATION

Group / Grupp 25

Page / Sida 243

B200ET -1987

Fig	Part No. Artikel nr	Quantity / Antal					PS	Description	Benämning	Notes Anmärkning	SR
		A	B	C	D	E					
1	1306398-7	1	-	-	-	-		Oil trap	Oljefälla		3
2	949659-7	1	-	-	-	-		O-ring	O-ring		2
3	955295-1	2	-	-	-	-		Screw	Skruv	LG 20mm	2
	955296-9	2	-	-	-	-		Screw	Skruv	LG 22mm	2
4	955894-1	2	-	-	-	-		Washer	Bricka		2
5	949701-7	X	-	-	-	-		Hose	Slang	LG 160mm	2
6	1332660-8	1	-	-	-	-		Nipple	Nippel		2
7	1306703-8	X	-	-	-	-		Hose	Slang	(948958)	2
8	1336998-8	1	-	-	-	-		Hose	Slang		2
9	1276438-7	X	-	-	-	-		Protecting hose	Skyddsslang		2
10	1336987-1	1	-	-	-	-		Nipple	Nippel		2
11	949701-7	X	-	-	-	-		Hose	Slang	LG 40mm	2
12	1332661-6	1	-	-	-	-		Filter	Filter		2
13	1306196-5	1	-	-	-	-		Hose	Slang		2
14	948211-8	X	-	-	-	-		Strip clamp	Bandklamma		2
15	1357788-7	X	-	-	-	-		Bracket	Konsol		3

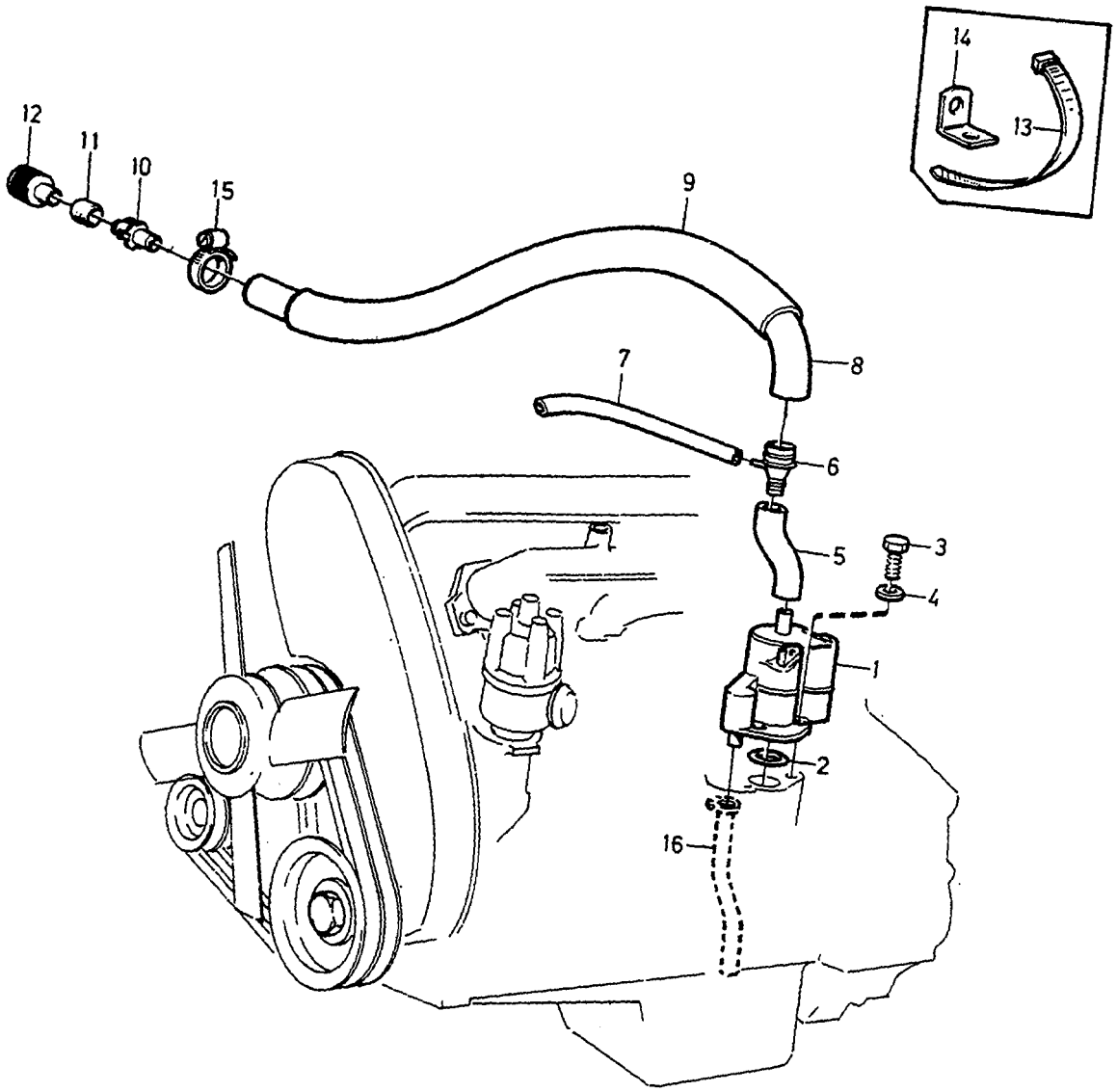

VOLVO
Genuine Parts
PV 250 51525

A
B
C
D
E

CRANKCASE VENTILATION VEVHUSVENTILATION

Group / Grupp 25

Page / Sida 245

B200ET 1988-

Fig	Part No. Artikel nr	Quantity / Antal A	B	C	D	E	PS	Description	Benämning	Notes Anmärkning	SR
1	3501160-0	1	-	-	-	-		Oil trap	Oljefälla		3
2	949659-7	1	-	-	-	-		O-ring	O-ring		2
3	955295-1	2	-	-	-	-		Screw	Skruv	LG 20mm	2
	955296-9	2	-	-	-	-		Screw	Skruv	LG 22mm	2
4	955894-1	2	-	-	-	-		Washer	Bricka		2
5	3501708-6	1	-	-	-	-		Hose	Slang		2
6	1332660-8	1	-	-	-	-		Nipple	Nippel		2
7	1306703-8	X	-	-	-	-		Hose	Slang	(948958)	2
8	1336998-8	1	-	-	-	-		Hose	Slang		2
9	1276438-7	X	-	-	-	-		Protecting hose	Skyddsslang		2
10	1336987-1	1	-	-	-	-		Nipple	Nippel		2
11	949701-7	X	-	-	-	-		Hose	Slang		2
12	1332661-6	1	-	-	-	-		Filter	Filter		2
13	948211-8	X	-	-	-	-		Strip clamp	Bandklamma		2
14	1357788-7	X	-	-	-	-		Bracket	Konsol		3
15	968847-4	1	-	-	-	-		Hose clamp	Slangklamma		2
16	1306196-5	1	-	-	-	-		Hose	Slang		2

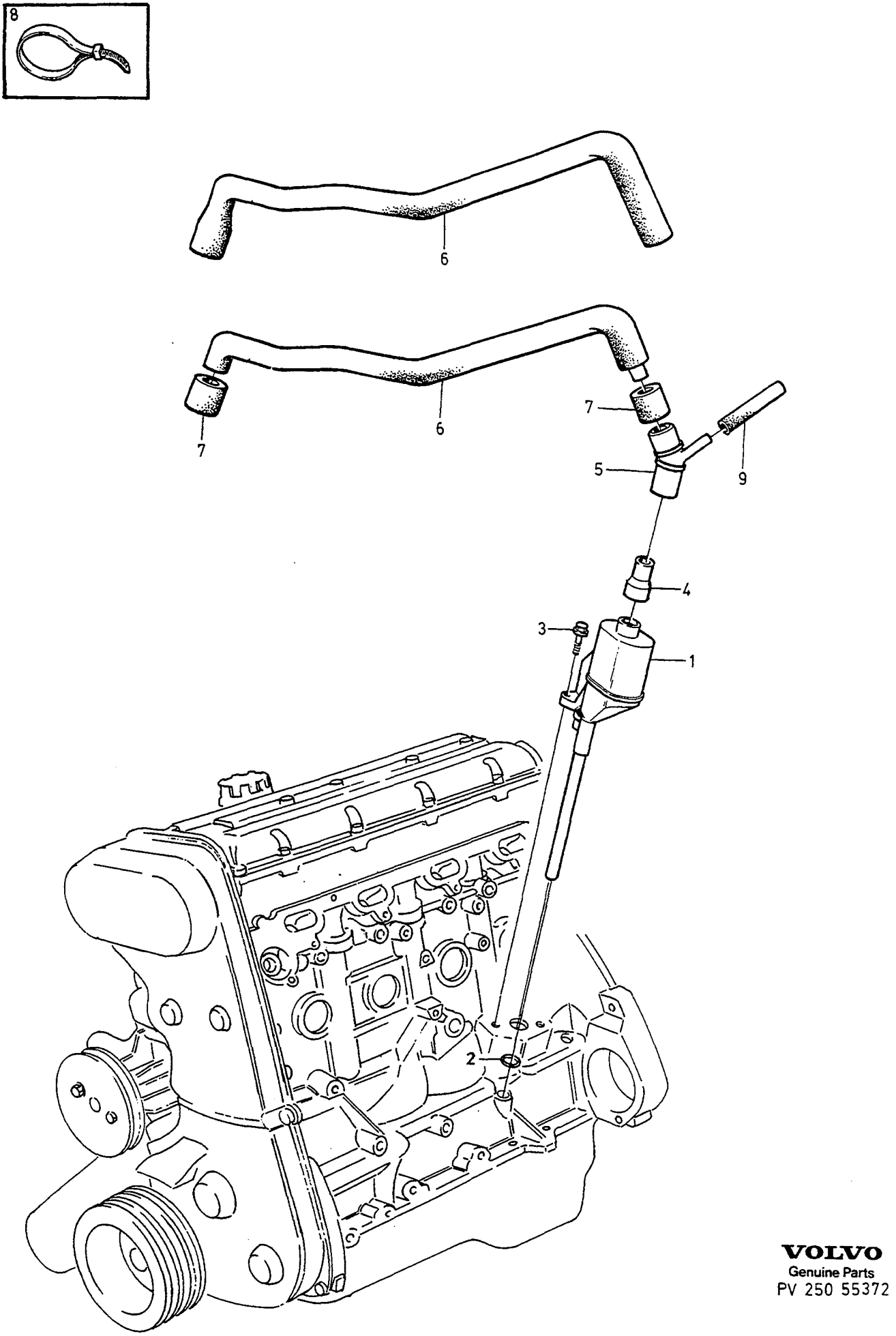

VOLVO
Genuine Parts
PV 250 55372

A	ALTER 1	CRANKCASE VENTILATION VEVHUSVENTILATION	Group Grupp 25
B	ALTER 2		
C			
D			Page Sida 247
E		B204GT	

Fig	Part No. Artikel nr	Quantity / Antal A	B	C	D	E	PS	Description	Benämning	Notes Anmärkning	SR
1	1326252-2	1	1	-	-	-		Oil trap	Oljefälla		3
2	949659-7	1	1	-	-	-		O-ring	O-ring	I.DIA 34mm	2
3	946544-4	2	2	-	-	-		Flange screw	Flänsskruv		2
4	1336682-8	1	1	-	-	-		Hose	Slang		2
5	1332660-8	1	1	-	-	-		Nipple	Nippel		2
6	3517875-5	1	-	-	-	-		Pipe	Rör		2
	3547836-1	-	1	-	-	-		Pipe	Rör		2
7	949701-7	X	-	-	-	-		Hose	Slang	LG 50mm	2
8	948211-8	-	3	-	-	-		Strip clamp	Bandklamma		2
9	1306703-8	X	X	-	-	-		Hose	Slang	LG 150mm	2

B280E B280F

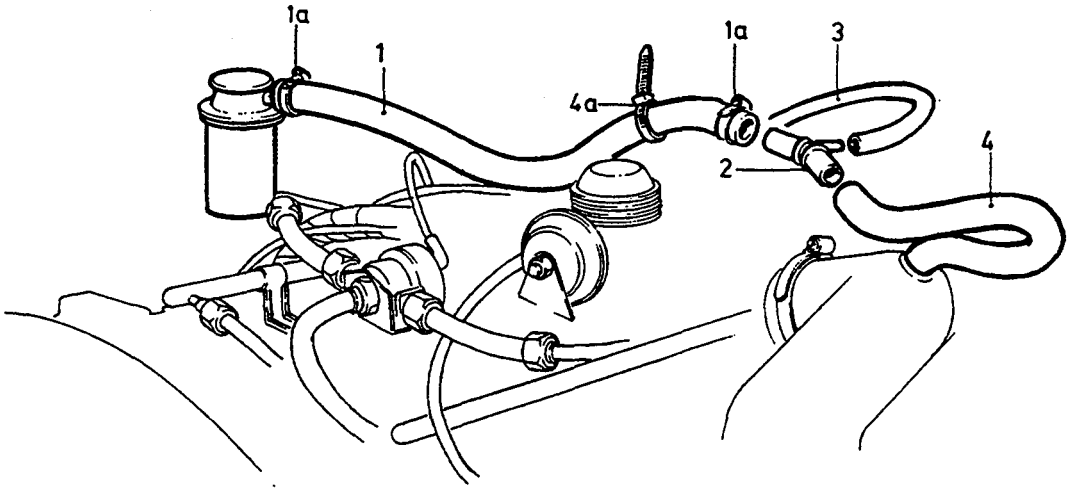

D24TIC

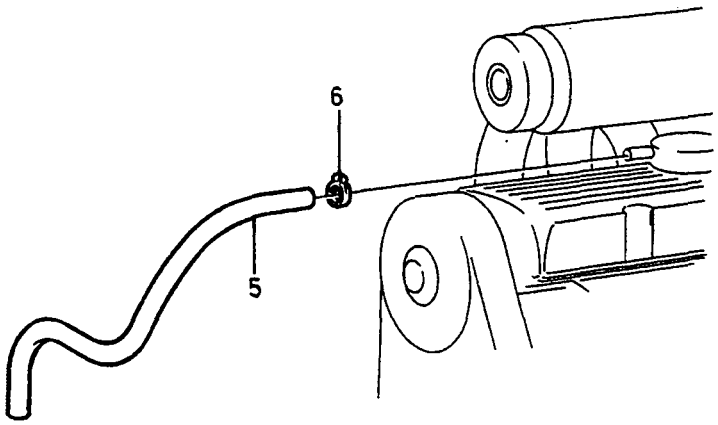

VOLVO
Genuine Parts
PV250 49878

A	B280E, B280F	CRANKCASE VENTILATION VEVHUSVENTILATION	Group Grupp 25
B	D24TIC		
C			Page Sida 249
D		B280E/F, D24TIC	
E			

Fig	Part No. Artikel nr	Quantity / Antal					PS	Description	Benämning	Notes Anmärkning	SR
		A	B	C	D	E					
1	3501377-0	1	-	-	-	-		Hose	Slang		2
1a	943472-1	2	-	-	-	-		Hose clamp	Slangklamma		2
2	1332660-8	1	-	-	-	-		Nipple	Nippel		2
3	1306703-8	X	-	-	-	-		Hose	Slang	(948958) LG 230mm	2
4	1389723-6	1	-	-	-	-		Hose	Slang		2
4a	948211-8	1	-	-	-	-		Strip clamp	Bandklamma		2
5	1328650-5	-	1	-	-	-		Hose	Slang		2
6	943474-7	-	1	-	-	-		Hose clamp	Slangklamma		2

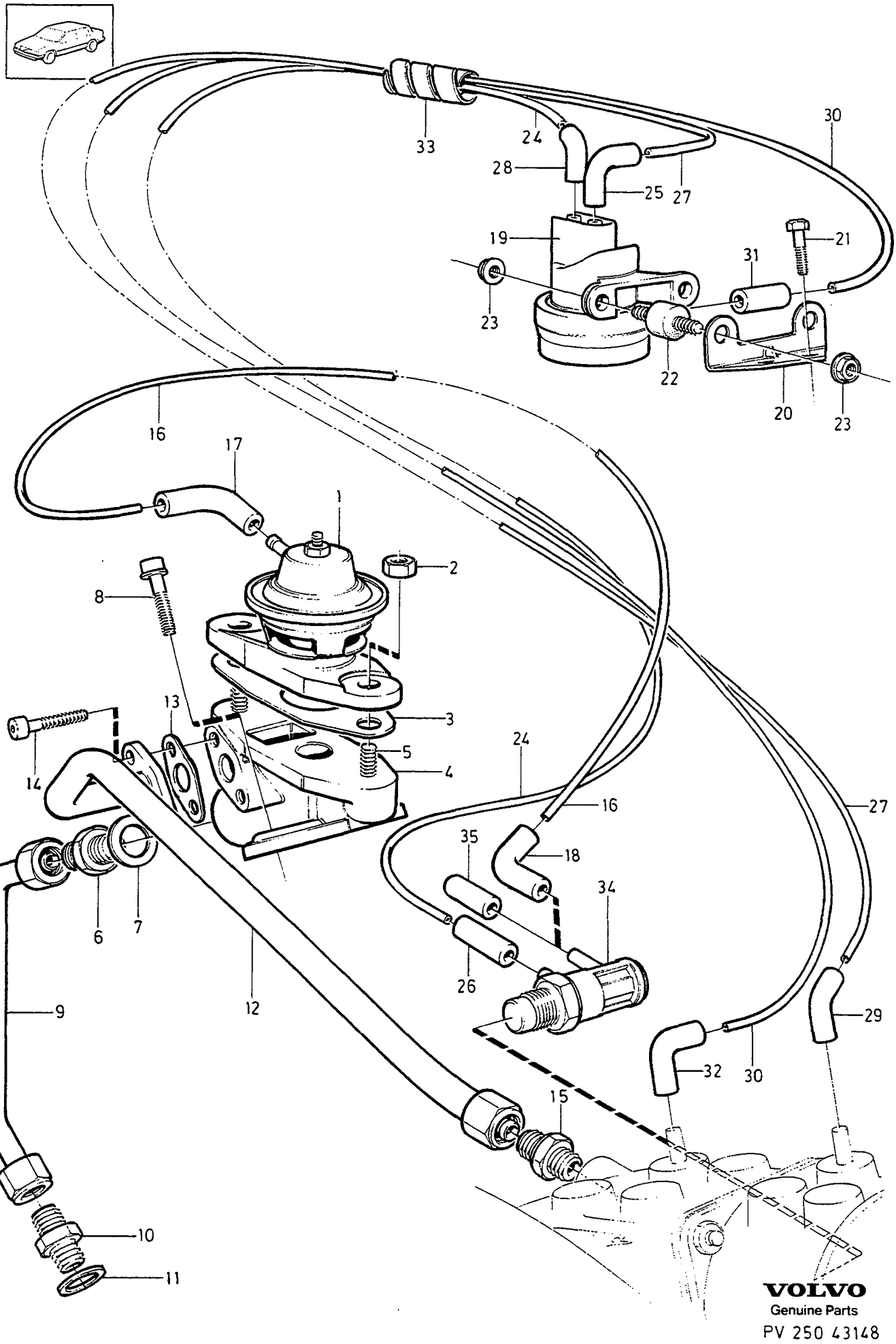

VOLVO
Genuine Parts
PV 250 43148

A
B
C
D
E

EXHAUST GAS RECIRCULATION AVGASÅTERLEDNING

B280E

Group Grupp 25

Page Sida 251

Fig	Part No. Artikel nr	Quantity / Antal A	B	C	D	E	PS	Description	Benämning	Notes Anmärkning	SR
1	1326555-8	1	-	-	-	-		Egr-valve	Egr-ventil		3
2	945408-3	2	-	-	-	-		Flange nut	Flänsmutter		2
3	1378489-7	1	-	-	-	-		Gasket	Packning		2
4	1274445-4	1	-	-	-	-		Adapter	Adapter		3
5	924060-7	2	-	-	-	-		• Stud	• Pinnskruv		2
6	192639-3	1	-	-	-	-		• Fitting	• Förskruvning		2
7	947624-3	1	-	-	-	-		• Gasket	• Packning		2
8	947542-7	2	-	-	-	-		Flange screw	Flänsskruv		2
9	1389013-2	1	-	-	-	-		Egr-pipe	Egr-rör		3
10	192639-3	1	-	-	-	-		Fitting	Förskruvning		2
11	947624-3	1	-	-	-	-		Gasket	Packning		2
12	1367163-1	1	-	-	-	-		Pipe	Rör		3
13	1378488-9	1	-	-	-	-		Gasket	Packning		2
14	946544-4	2	-	-	-	-		Flange screw	Flänsskruv		2
15	1218618-5	1	-	-	-	-		Nipple	Nippel		3
16	966726-2	X	-	-	-	-		Plastic pipe	Plaströr	LG 400mm	2
17	1332456-1	1	-	-	-	-		Connector	Anslutning		2
18	1332456-1	1	-	-	-	-		Connector	Anslutning		2
19	1367611-9	1	-	-	-	-		Vacuum valve	Vakuumventil		3
20	1389969-5	1	-	-	-	-		Bracket	Konsol		3
21	190665-0	2	-	-	-	-		Screw	Skruv		2
22	1348141-1	2	-	-	-	-		Rubber cushion	Gummikudde		3
23	945407-5	4	-	-	-	-		Flange nut	Flänsmutter		2
24	966726-2	X	-	-	-	-		Plastic pipe	Plaströr	LG 850mm	2
25	1332456-1	1	-	-	-	-		Connector	Anslutning		2
26	1332454-6	1	-	-	-	-		Connector	Anslutning		2
27	966721-3	X	-	-	-	-		Plastic pipe	Plaströr	LG 630mm	2
28	1332455-3	1	-	-	-	-		Coupling piece	Kopplingsstycke		2
29	1332456-1	1	-	-	-	-		Connector	Anslutning		2
30	967563-8	X	-	-	-	-		Plastic pipe	Plaströr	LG 750mm	2
31	1332455-3	1	-	-	-	-		Coupling piece	Kopplingsstycke		2
32	1332454-6	1	-	-	-	-		Connector	Anslutning		2
33	1346888-9	X	-	-	-	-		Cable spiral	Kabelspiral	LG 60mm -1987	2
	185508-9	X	-	-	-	-		Plastic hose	Plastslang	LG 510mm 1988-	2
34	1219566-5	1	-	-	-	-		Thermostat valve	Termostatventil		2
35	1346125-6	1	-	-	-	-		Plug	Plugg		2

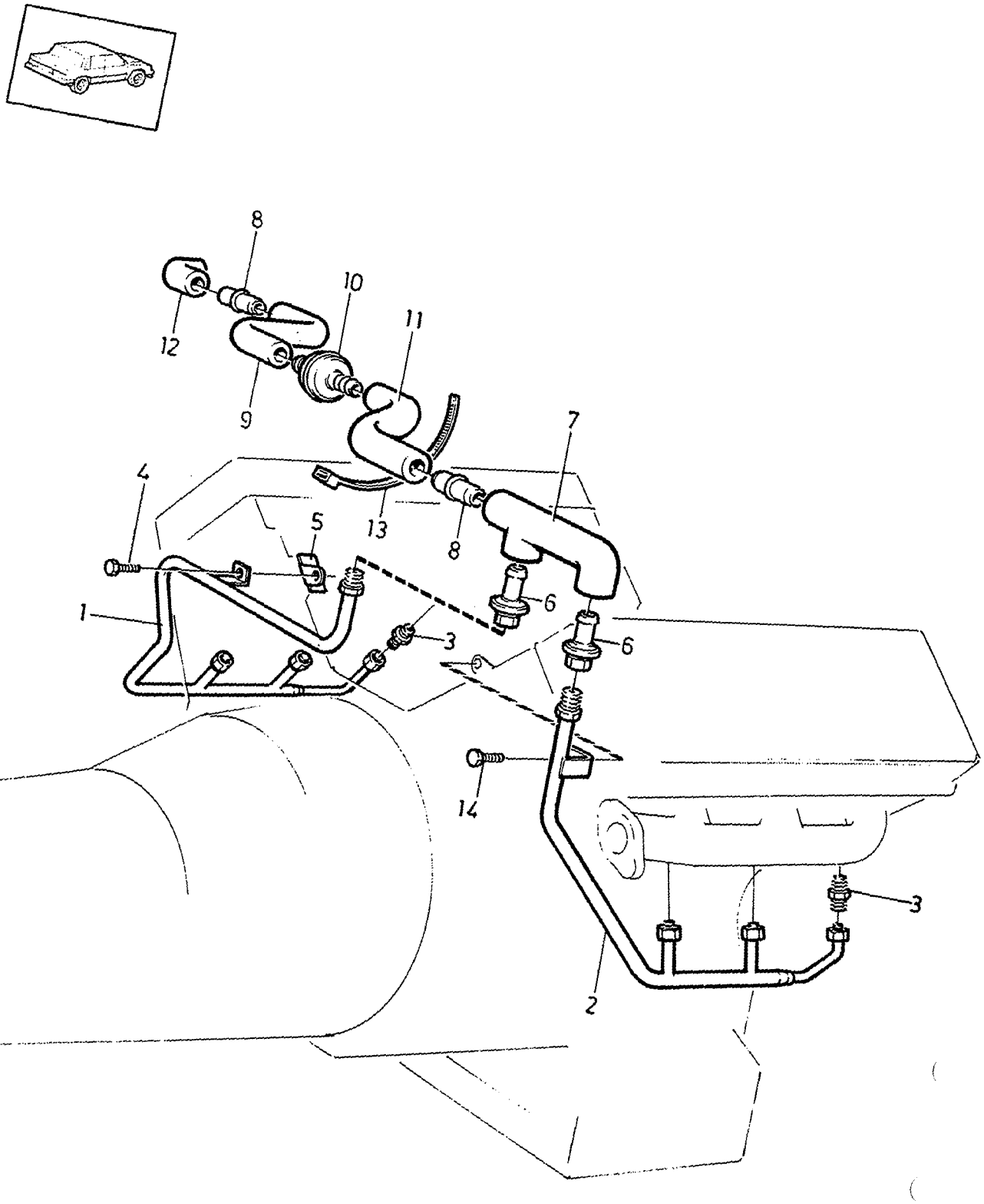

VOLVO
Genuine Parts
PV 250 43150

A
B
C
D
E

PULSE AIR SYSTEM — PULSAIRSYSTEM

Group / Grupp: 25

Page / Sida: 253

B280E

Fig	Part No. / Artikel nr	Quantity / Antal A	B	C	D	E	PS	Description	Benämning	Notes / Anmärkning	SR
1	3501243-4	1	-	-	-	-		Pipe, l.h	Rör, v	(1271071)	3
2	1271072-9	1	-	-	-	-		Pipe, r.h	Rör, h		3
3	464927-3	6	-	-	-	-		Nipple	Nippel		3
☆ 4	949734-8	1	-	-	-	-		Screw	Skruv	(955294)	2
5	1269504-5	1	-	-	-	-		Bracket	Konsol		3
6	1269679-5	2	-	-	-	-		Pulsair valve	Pulsairventil		3
7	1332220-1	1	-	-	-	-		Hose	Slang		2
8	1266667-3	2	-	-	-	-		Connector	Skarvstycke		3
9	945751-6	X	-	-	-	-		Rubber hose	Gummislang	LG 670mm	2
10	1274519-6	1	-	-	-	-		Silencer	Ljuddämpare		3
11	945751-6	X	-	-	-	-		Rubber hose	Gummislang	LG 175mm	2
12	461499-6	1	-	-	-	-		Hose	Slang		3
13	949668-8	1	-	-	-	-		Strip clamp	Bandklamma		2
14	946515-4	1	-	-	-	-		Screw	Skruv		2

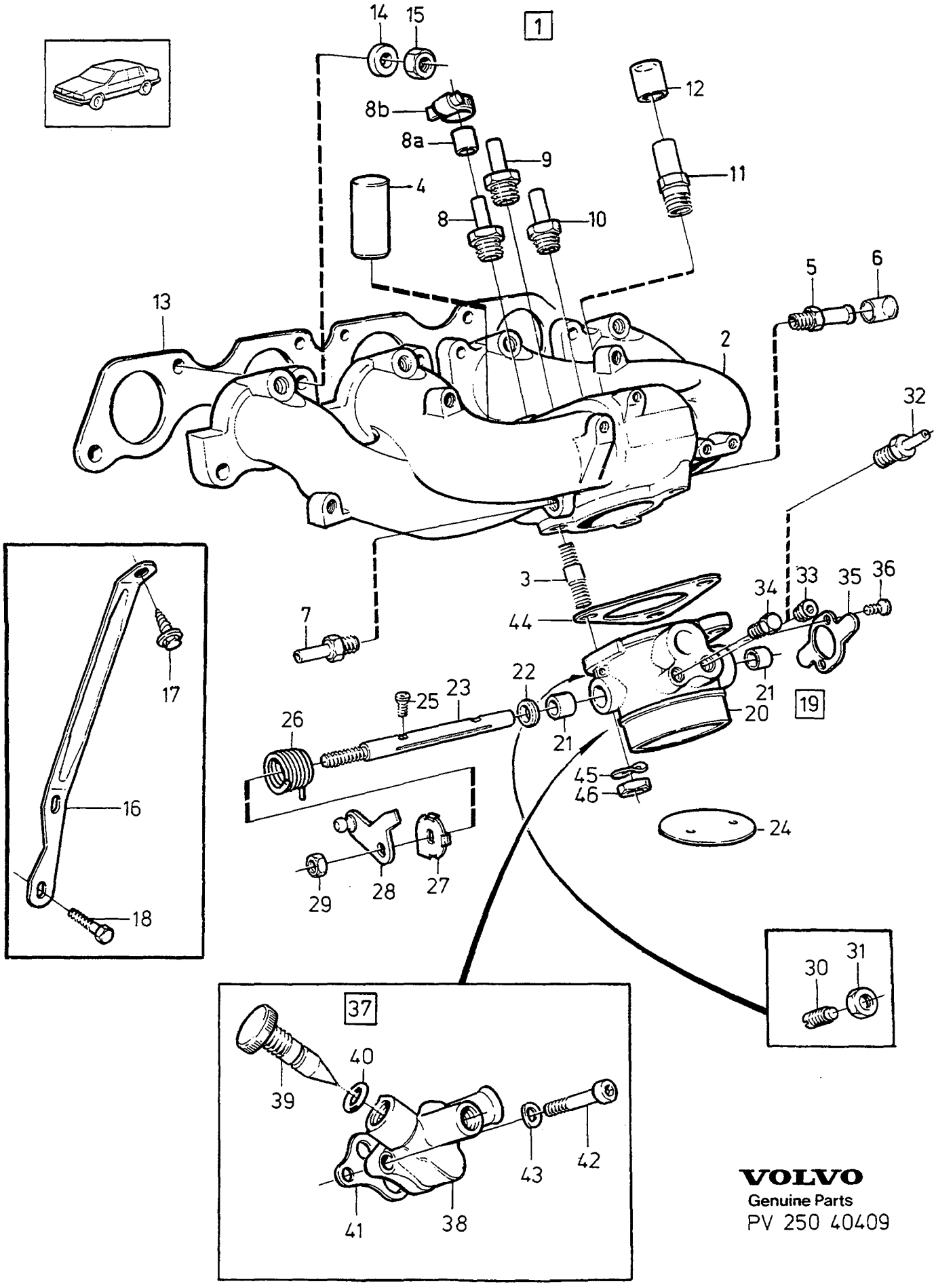

VOLVO
Genuine Parts
PV 250 40409

A
B
C
D
E

INDUCTION PIPE (MANIFOLD) INLOPPSRÖR

Group / Grupp 25

Page / Sida 255

B200ET

Fig	Part No. / Artikel nr	Quantity / Antal A	B	C	D	E	PS	Description	Benämning	Notes / Anmärkning	SR
1		1	-	-	-	-	NS	Inlet manifold	Inloppsrör		
2	1357784-6	1	-	-	-	-		• Inlet pipe	• Inloppsrör		4
3	953044-5	3	-	-	-	-		• Stud	• Pinnskruv		2
4	1326627-5	1	-	-	-	-		• Nipple	• Nippel		2
5	947043-6	1	-	-	-	-		• Nipple	• Nippel		3
6	*948990*	1	-	-	-	-	OP	• Plug	• Plugg		3
7	1276445-2	1	-	-	-	-		• Nipple	• Nippel		3
8	1276164-9	1	-	-	-	-		• Nipple	• Nippel		3
8a	*949046*	1	-	-	-	-	OP	• Plug	• Plugg		3
☆ 8b	976572-8	1	-	-	-	-		• Hose clamp	• Slangklämma	(947331)	2
9	1276445-2	1	-	-	-	-		• Nipple	• Nippel		3
10	1336926-9	1	-	-	-	-		• Nipple	• Nippel		2
11	1266539-4	1	-	-	-	-		• Nipple	• Nippel		2
12	*943835*	1	-	-	-	-	OP	• Plug	• Plugg		2
13	1378879-9	1	-	-	-	-	IK	Gasket	Packning	(1266796)	1
14	955894-1	6	-	-	-	-		Washer	Bricka		2
15	968862-3	8	-	-	-	-		Flange nut	Flänsmutter	(955782)	8
16	1357760-6	1	-	-	-	-		Stay	Stag	(1332579)	4
17	949846-0	1	-	-	-	-		Screw	Skruv		3
18		1	-	-	-	-		Screw	Skruv	SEE 21 • 99	
19		1	-	-	-	-	NS	Shutter housing	Spjällhus		
20	1332460-3	1	-	-	-	-		• Throttle housing	• Spjällhus		3
21	942593-5	2	-	-	-	-		• • Bushing	• • Bussning		2
22	3514432-8	1	-	-	-	-	IK	• Absorber	• Dämpare		2
23	1326015-3	1	-	-	-	-		• Shutter shaft	• Spjällaxel		2
24	3501595-7	1	-	-	-	-		• Throttle disc	• Spjällskiva		3
25	943781-5	2	-	-	-	-		• Screw	• Skruv		2
26	1266710-1	1	-	-	-	-		• Spring	• Fjäder		3
27	1266711-9	1	-	-	-	-		• Spring retainer	• Fjäderhållare		3
28	3547087-1	1	-	-	-	-		• Lever	• Hävarm	(1336873)	4
29	963106-0	1	-	-	-	-		• Lock nut	• Låsmutter		2
30	944925-7	1	-	-	-	-		• Screw	• Skruv		2
31	955780-2	1	-	-	-	-		• Nut	• Mutter		2
32	949013-7	1	-	-	-	-		• Nipple	• Nippel	ALTER 1	2
33	968144-6	1	-	-	-	-		• Plug	• Propp	(952075) ALTER 2	2
34	191026-4	1	-	-	-	-		• Plug	• Propp		2
35	1326016-1	1	-	-	-	-		• Bracket	• Konsol		3
36	956162-2	2	-	-	-	-		• Screw	• Skruv		2
37	1336085-4	1	-	-	-	-		• Valve housing	• Ventilhus		3
38		1	-	-	-	-	NS	• • Valve housing	• • Ventilhus		
39	1219554-1	1	-	-	-	-		• • Idle screw	• • Tomgångsskruv		3
40	947114-5	1	-	-	-	-	IK	• • O-ring	• • O-ring		2
41	463766-6	1	-	-	-	-	IK	• Gasket	• Packning		2
42	959190-0	2	-	-	-	-		• Screw	• Skruv		2
43	941905-2	2	-	-	-	-		• Spring washer	• Fjäderbricka		2
44	1271488-7	1	-	-	-	-	IK	Gasket	Packning	(463527)	2
45	941907-8	3	-	-	-	-		Spring washer	Fjäderbricka		2
46	968862-3	3	-	-	-	-		Flange nut	Flänsmutter	(955782)	8

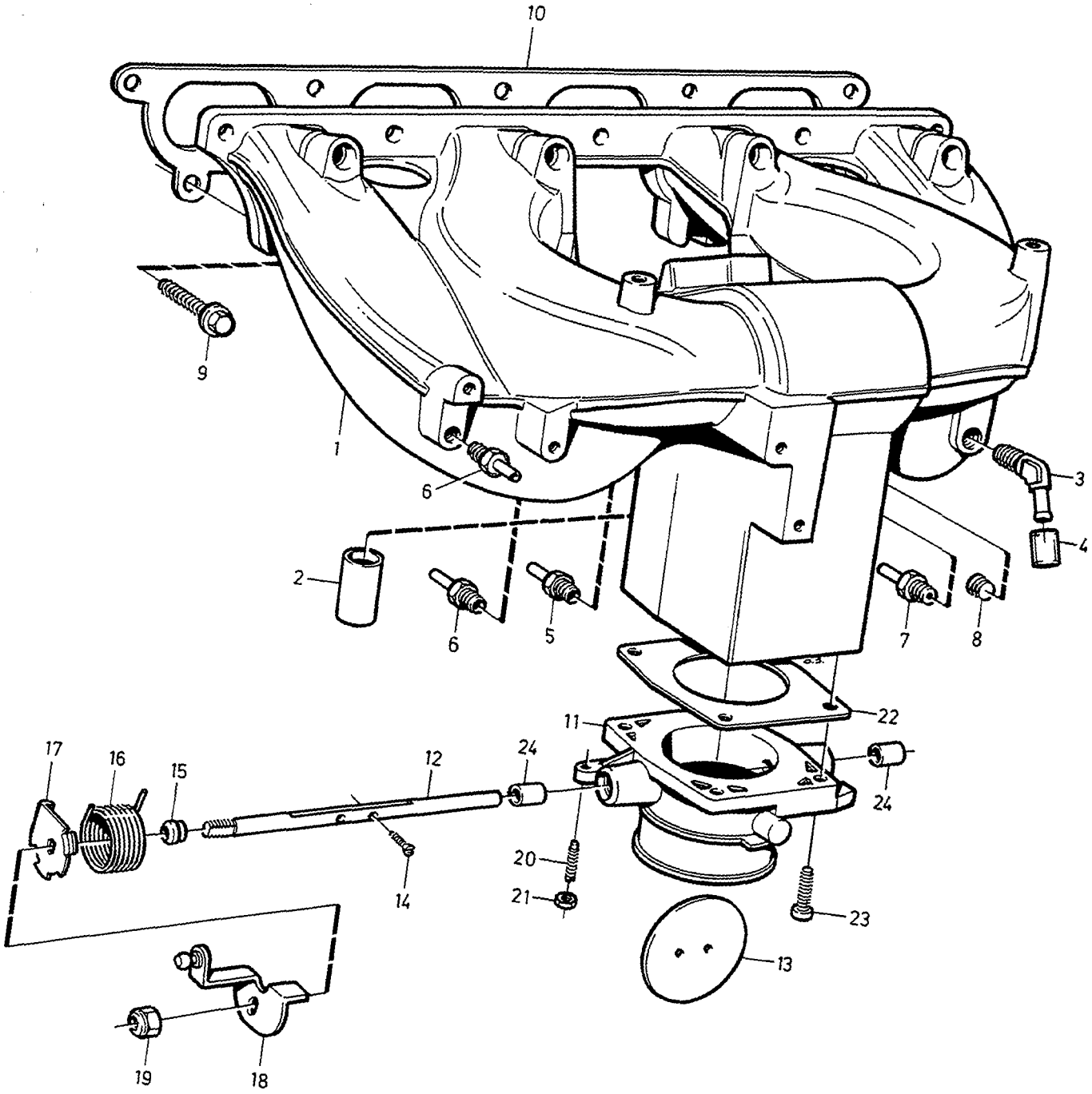

VOLVO
Genuine Parts
PV 250 52331

A
B
C
D
E

INDUCTION PIPE (MANIFOLD) INLOPPSRÖR

Group / Grupp: 25

Page / Sida: 257

B204GT

Fig	Part No. / Artikel nr	Quantity / Antal A	B	C	D	E	PS	Description	Benämning	Notes / Anmärkning	SR
1	3514699-2	1	-	-	-	-		Inlet manifold	Inloppsrör		4
2	1326627-5	1	-	-	-	-		Nipple	Nippel		2
3	1272390-4	1	-	-	-	-		Nipple	Nippel		3
4	*948990*	1	-	-	-	-	OP	Plug	Plugg		3
5	1332659-0	1	-	-	-	-		Nipple	Nippel		2
6	1276445-2	2	-	-	-	-		Nipple	Nippel		3
7	1276164-9	1	-	-	-	-		Nipple	Nippel		3
8	952070-1	1	-	-	-	-		Plug	Propp		2
9	946671-5	9	-	-	-	-		Flange screw	Flänsskruv		2
10	1378854-2	1	-	-	-	-		Gasket	Packning		1
11	3501939-7	1	-	-	-	-		Throttle housing	Spjällhus		4
12	3514657-0	1	-	-	-	-		Shutter shaft	Spjällaxel		3
13	3501595-7	1	-	-	-	-		Throttle disc	Spjällskiva		3
14	943781-5	2	-	-	-	-		Screw	Skruv		2
15	419568-1	1	-	-	-	-		Rubber ring	Gummiring		2
16	3501597-3	1	-	-	-	-		Spring	Fjäder		3
17	1266711-9	1	-	-	-	-		Spring retainer	Fjäderhållare		3
18	3514911-1	1	-	-	-	-		Lever	Hävarm		4
19	963106-0	1	-	-	-	-		Lock nut	Låsmutter		2
20	968988-6	1	-	-	-	-		Set screw	Stoppskruv		3
21	955798-4	1	-	-	-	-		Nut	Mutter		2
22	3517428-3	1	-	-	-	-		Gasket	Packning		3
23	968924-1	4	-	-	-	-		Screw	Skruv		3
24	942593-5	2	-	-	-	-		Bushing	Bussning		2

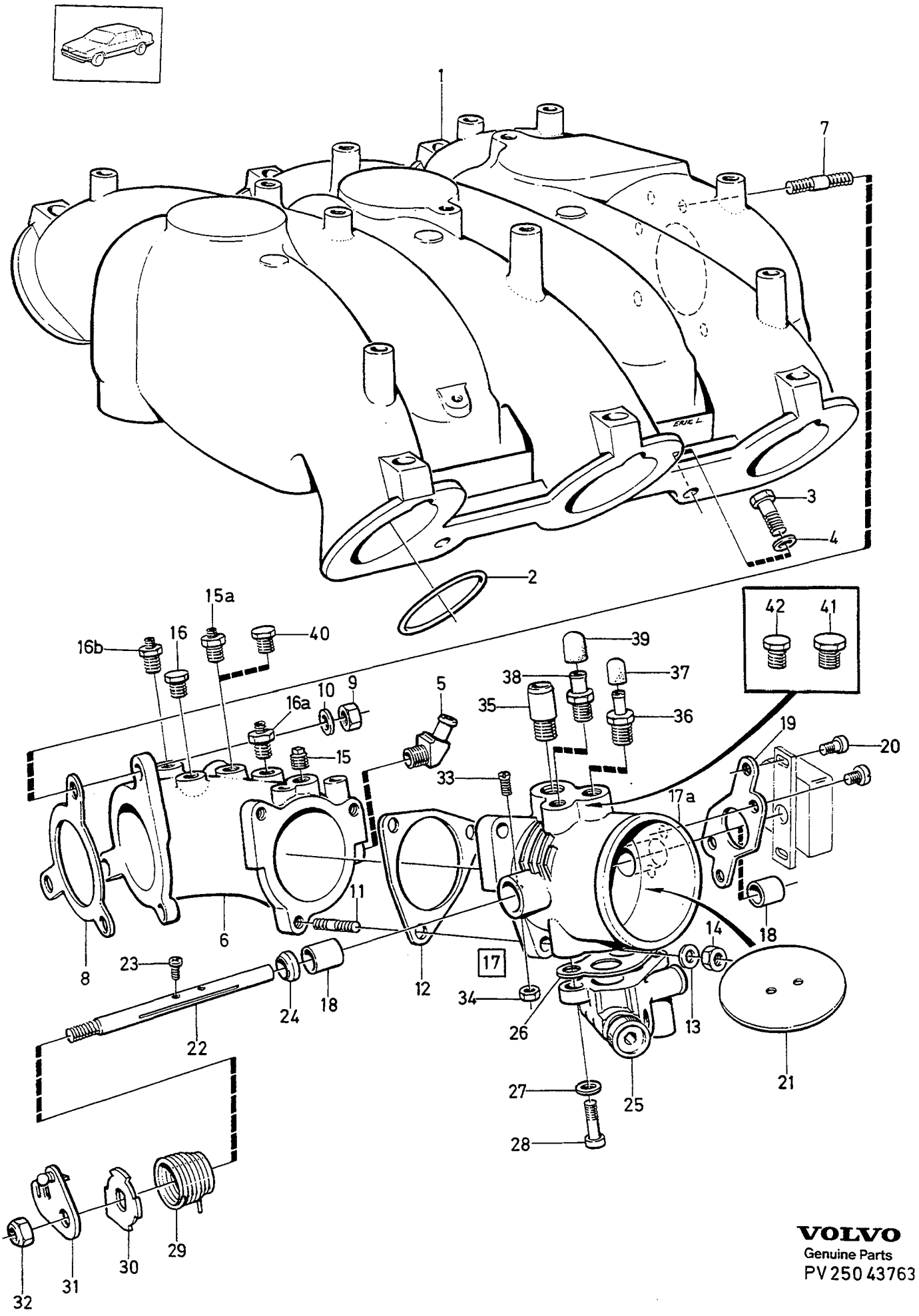

VOLVO
Genuine Parts
PV 250 43763

A	B280E
B	B280F
C	
D	
E	

INDUCTION PIPE (MANIFOLD) INLOPPSRÖR

B280E, B280F

Group / Grupp 25

Page / Sida 259

Fig	Part No. / Artikel nr	Quantity / Antal A	B	C	D	E	PS	Description	Benämning	Notes / Anmärkning	SR
1	1271005-9	1	1	-	-	-		Inlet pipe	Inloppsrör		4
2	947381-0	6	6	-	-	-		O-ring	O-ring		2
3	946517-0	4	4	-	-	-		Screw	Skruv		2
4	946599-8	4	4	-	-	-		Spring washer	Fjäderbricka		2
5	1272390-4	1	1	-	-	-		Nipple	Nippel		3
6	1389655-0	1	-	-	-	-		Union tube	Förbindelserör	E.G.R	4
	1389654-3	1	1	-	-	-		Union tube	Förbindelserör	W/O E.G.R	4
7	953044-5	3	3	-	-	-		Stud	Pinnskruv		2
8	1271185-9	1	1	-	-	-		Gasket	Packning		3
9	968862-3	3	3	-	-	-		Flange nut	Flänsmutter	(955782)	8
10	955894-1	3	3	-	-	-		Washer	Bricka		2
11	953044-5	3	3	-	-	-		Stud	Pinnskruv		2
12	1271488-7	1	1	-	-	-		Gasket	Packning	(463527)	2
13	955894-1	3	3	-	-	-		Washer	Bricka		2
14	968862-3	3	3	-	-	-		Flange nut	Flänsmutter	(955782)	8
15a	943513-2	1	-	-	-	-		Nipple	Nippel		2
15	968144-6	1	1	-	-	-		Plug	Propp		2
16	191026-4	1	1	-	-	-		Plug	Propp		2
16a	1389105-6	1	1	-	-	-		Nipple	Nippel		3
16b	948040-1	1	1	-	-	-		Nipple	Nippel	1)	2
17		1	1	-	-	-	NS	Shutter housing complete	Spjällhus komplett		
17a	3501066-9	1	1	-	-	-		•Throttle housing	•Spjällhus		3
18	942593-5	2	2	-	-	-		••Bushing	••Bussning		2
19	1326016-1	1	1	-	-	-		•Bracket	•Konsol		3
20	956162-2	2	2	-	-	-		•Screw	•Skruv		2
21	3501595-7	1	1	-	-	-		•Throttle disc	•Spjällskiva		3
22	1326015-3	1	1	-	-	-		•Shutter shaft	•Spjällaxel		2
23	943781-5	2	2	-	-	-		•Screw	•Skruv		2
24	419568-1	1	1	-	-	-		•Rubber ring	•Gummiring		2
25	1336085-4	1	1	-	-	-		•Valve housing	•Ventilhus		3
26	463766-6	1	1	-	-	-		•Gasket	•Packning		2
27	941905-2	2	2	-	-	-		•Spring washer	•Fjäderbricka		2
28	959190-0	2	2	-	-	-		•Screw	•Skruv		2
29	1266710-1	1	1	-	-	-		•Spring	•Fjäder		3
30	1266711-9	1	1	-	-	-		•Spring retainer	•Fjäderhållare		3
31	1271191-7	1	1	-	-	-		•Lever	•Hävarm		3
32	963106-0	1	1	-	-	-		•Lock nut	•Låsmutter		2
33	944925-7	1	1	-	-	-		•Screw	•Skruv		2
34	968898-7	2	2	-	-	-		•Flange nut	•Flänsmutter	(955780)	2
35	1326627-5	1	1	-	-	-		•Nipple	•Nippel		2
36	948040-1	1	1	-	-	-		Nipple	Nippel		2
37	418646-6	1	1	-	-	-		Rubber cap	Gummihatt		2
38	946600-4	-	1	-	-	-		Nipple	Nippel		2
39	460225-6	-	1	-	-	-		Seal	Tätning		2
40	191026-4	1	-	-	-	-		Plug	Propp		2
41	968144-6	1	-	-	-	-		Plug	Propp		2
42	191026-4	1	1	-	-	-		Plug	Propp		2

1) With fuel evaporite control. / Med bränsleavdunstningskontroll.

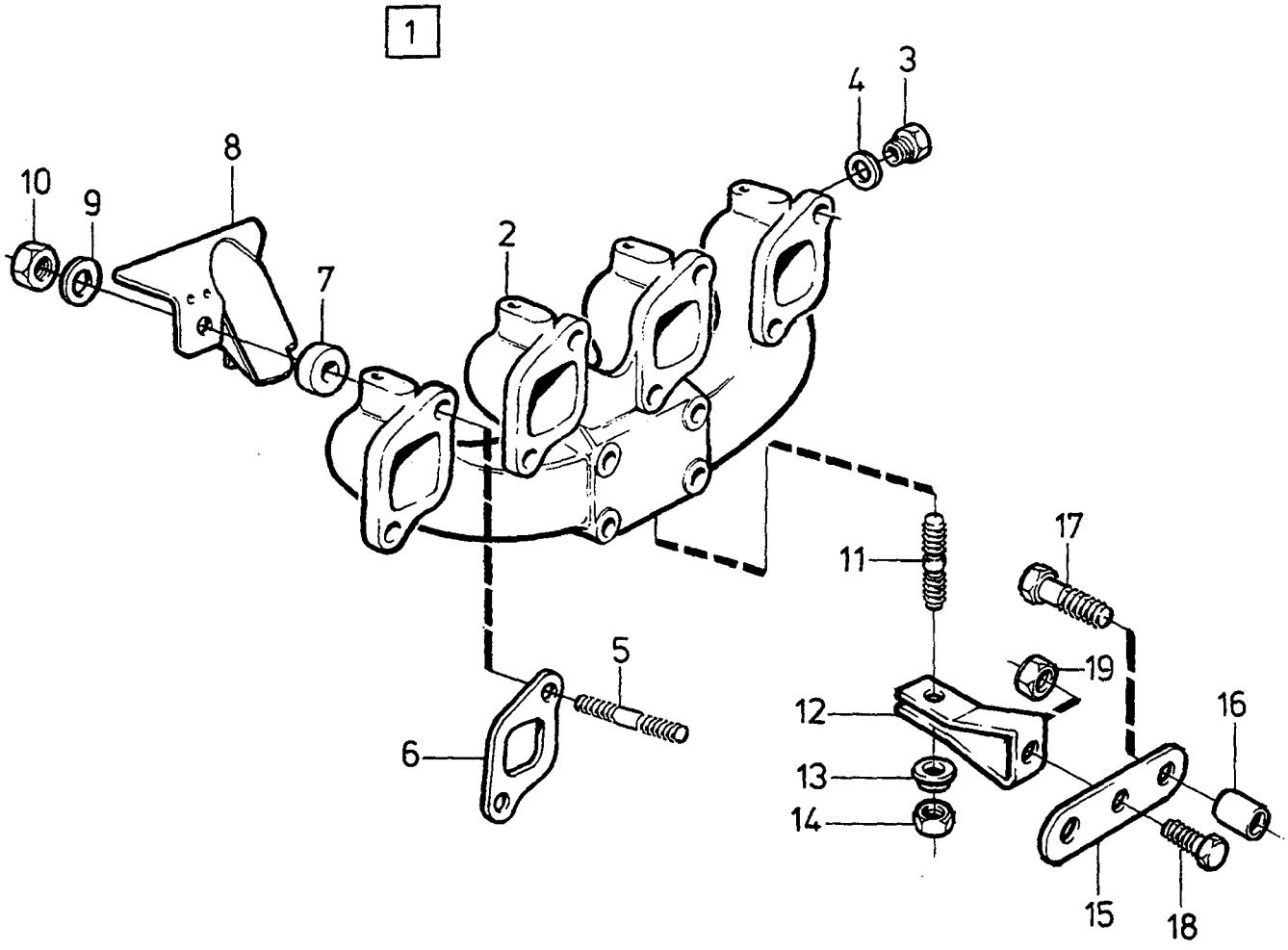

VOLVO
Genuine Parts
PV 250 40410

A
B
C
D
E

EXHAUST MANIFOLD — AVGASGRENRÖR

Group / Grupp: 25

Page / Sida: 261

B200ET

Fig	Part No. / Artikel nr	Quantity / Antal A	B	C	D	E	PS	Description	Benämning	Notes / Anmärkning	SR
1		-	-	-	-	-		Exhaust manifold with fittings	Avgasgrenrör med monteringsdetaljer		
2	*(1357028)*	1	-	-	-	-	SP	• Exhaust manifold	• Avgasgrenrör	REPL 1 PCS 1346992-9, 1 PCS 960632-8, 1 PCS 11998-2	4
	1346992-9	1	-	-	-	-		• Exhaust manifold	• Avgasgrenrör		4
3	960632-8	1	-	-	-	-		• Plug	• Plugg		2
4	947624-3	1	-	-	-	-	IK	• Gasket	• Packning		2
5		8	-	-	-	-		• Stud	• Pinnskruv	SEE 21 • 101	
6	1378217-2	4	-	-	-	-	IK	• Gasket	• Packning	(463846)	1
7	419401-5	7	-	-	-	-		• Washer	• Bricka		2
8		1	-	-	-	-		• Shield plate	• Avskärmningsplåt		
9	949362-8	6	-	-	-	-		• Washer	• Bricka		2
10	948645-7	8	-	-	-	-		• Flange lock nut	• Flänslåsmutter	(946036)	2
11	1336261-1	1	-	-	-	-		• Stud	• Pinnskruv		2
12	1336265-2	1	-	-	-	-		• Bracket	• Konsol		4
13	419401-5	1	-	-	-	-		• Washer	• Bricka		2
14	963106-0	1	-	-	-	-		• Lock nut	• Låsmutter	(948645)	2
15	1336266-0	1	-	-	-	-		• Leaf spring	• Bladfjäder		3
16	1257499-2	2	-	-	-	-		• Spacer sleeve	• Distanshylsa		1
17	947818-1	2	-	-	-	-		• Screw	• Skruv	(940132)	2
18	946440-5	1	-	-	-	-		• Flange screw	• Flänsskruv		2
19	963106-0	1	-	-	-	-		• Lock nut	• Låsmutter	(948645)	2

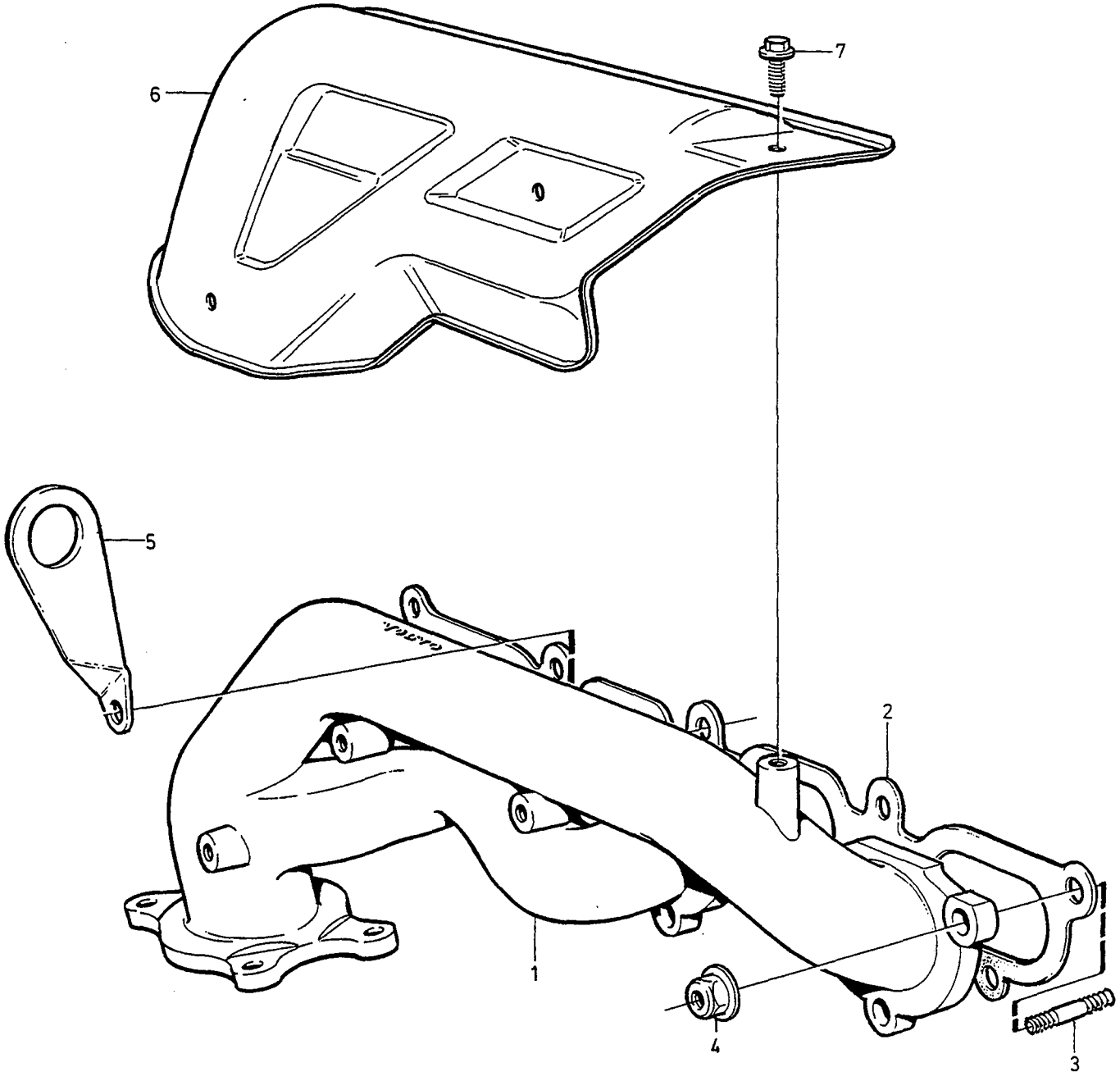

VOLVO
Genuine Parts
PV 251 53661

A
B
C
D
E

EXHAUST MANIFOLD — AVGASGRENRÖR

Group / Grupp: 25

Page / Sida: 263

B204GT

Fig	Part No. Artikel nr	Quantity / Antal A	B	C	D	E	PS	Description	Benämning	Notes Anmärkning	SR
1	3514465-8	1	-	-	-	-		Exhaust manifold	Avgasgrenrör		4
2	1378852-6	1	-	-	-	-		Gasket	Packning		1
3	953047-8	9	-	-	-	-		Stud	Pinnskruv		2
4	948645-7	9	-	-	-	-		Flange lock nut	Flänslåsmutter		2
5		1	-	-	-	-	NS	Lifting eye	Lyftögla		
6	3514493-0	1	-	-	-	-		Heat shield	Värmesköld		4
7	940199-3	4	-	-	-	-		Screw	Skruv		2



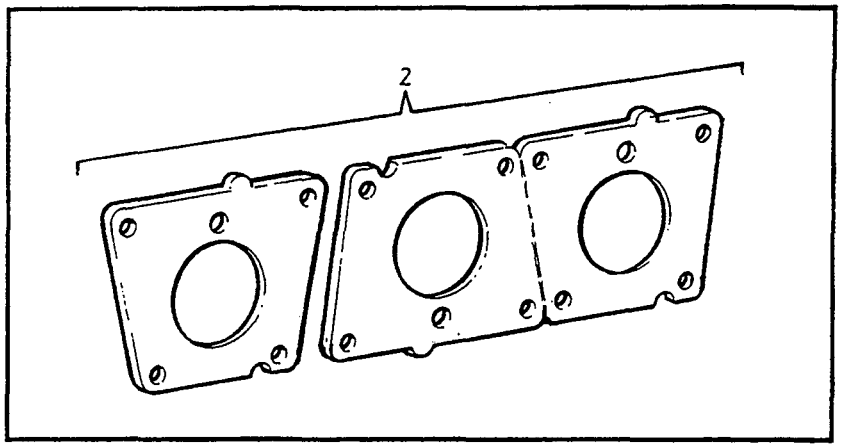

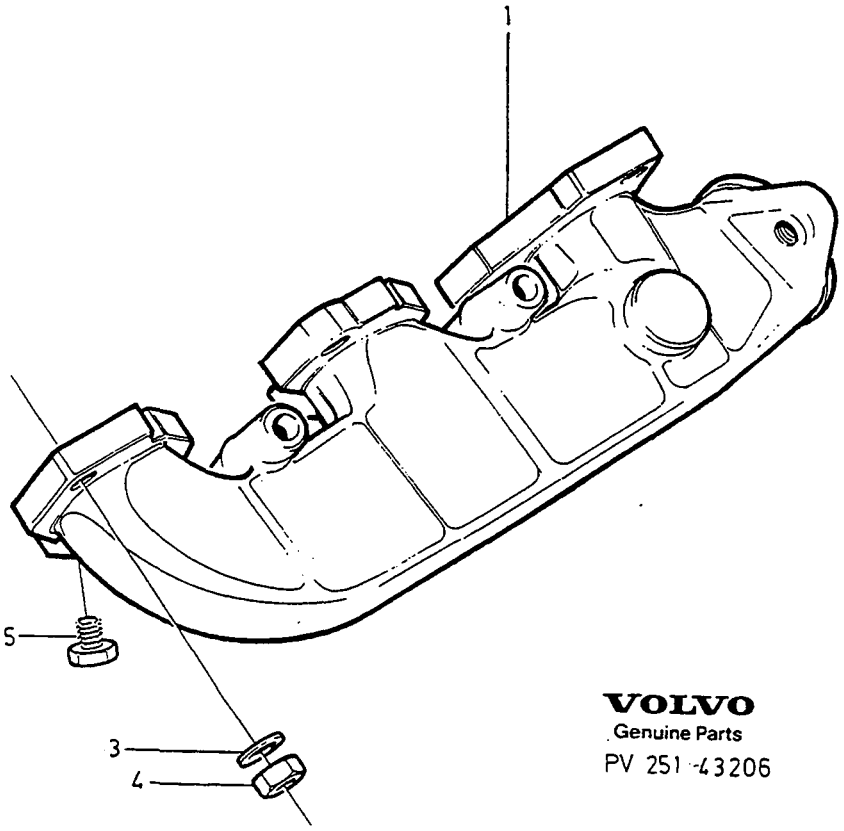

VOLVO
Genuine Parts
PV 251 -43206

A	B280E, E.G.R	EXHAUST MANIFOLD AVGASGRENRÖR	Group Grupp 25
B	B280E, B280F, W/O E.G.R		Page Sida 265
C			
D		B280E, B280F	
E			

Fig	Part No. Artikel nr	Quantity / Antal A	B	C	D	E	PS	Description	Benämning	Notes Anmärkning	SR
1	1271462-2	1	-	-	-	-		Exhaust manifold, l.h.	Avgasgrenrör, v		4
		-	1	-	-	-	NS	Exhaust manifold, l.h.	Avgasgrenrör, v	REPL 1 PCS 1271462-2, 3 PCS 6873559-6.	
	1271463-0	1	-	-	-	-		Exhaust manifold, r.h.	Avgasgrenrör, h		4
		-	1	-	-	-	NS	Exhaust manifold, r.h.	Avgasgrenrör, h	REPL 1 PCS 1271463-0, 3 PCS 6873559-6.	
2	1218373-7	2	2	-	-	-		Gasket	Packning	(247280)	1
3	949114-3	12	12	-	-	-		Washer	Bricka		2
4	947402-4	12	12	-	-	-		Nut	Mutter		2
5	6873559-6	-	3	-	-	-		Plug	Plugg	1)	2

1) Spare part version. / Reservdelsutförande.

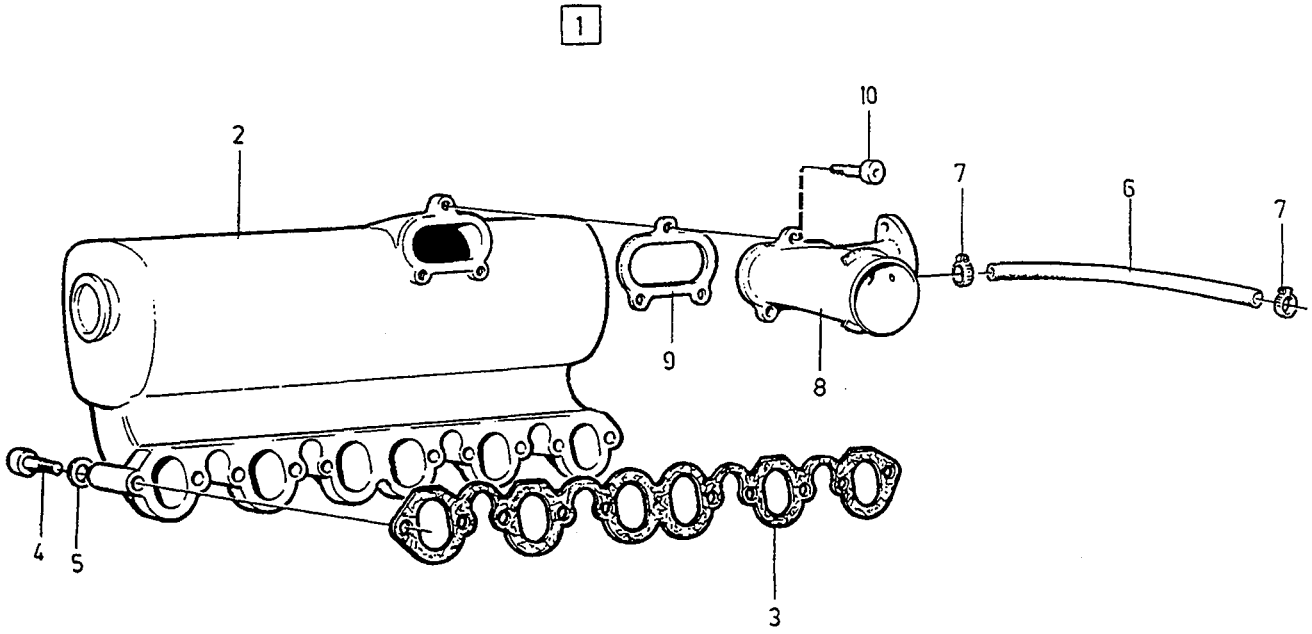
1
2
10
7
6
7
9
8
4
5
3

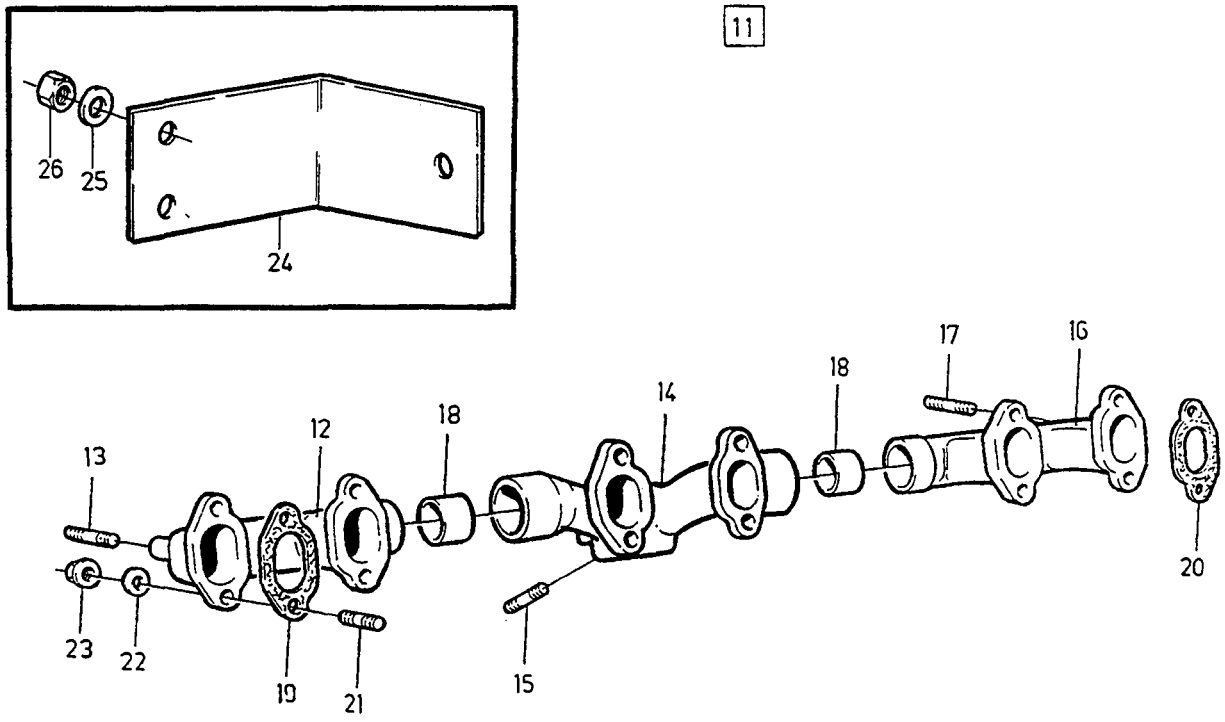
11
26
25
24
17
16
18
14
18
12
13
20
23
22
19
21
15

A
B
C
D
E

INDUCTION PIPE (MANIFOLD) EXHAUST MANIFOLD INLOPPSRÖR AVGASGRENRÖR

Group / Grupp 25

Page / Sida 267

D24TIC

Fig	Part No. / Artikel nr	Quantity / Antal A	B	C	D	E	PS	Description	Benämning	Notes / Anmärkning	SR
1		1	-	-	-	-	NS	Induction pipe (manifold)	Inloppsrör		
								With fittings	Med monteringsdetaljer		
2	1328540-8	1	-	-	-	-		• Inlet pipe	• Inloppsrör		4
3	3507033-3	1	-	-	-	-		• Gasket	• Packning	(1257212)	1
4	965217-3	10	-	-	-	-		• Flange screw	• Flänsskruv	(959230)	2
5	955894-1	10	-	-	-	-		• Washer	• Bricka	ALTER	2
6	1257639-3	X	-	-	-	-		• Hose	• Slang	LG 330mm	2
7	1328346-0	2	-	-	-	-		• Clamp	• Klamma		2
8	1328615-8	1	-	-	-	-		• Connecting pipe	• Anslutningsrör		4
9	1328539-0	1	-	-	-	-		• Gasket	• Packning		1
10	959222-1	3	-	-	-	-		• Screw	• Skruv		2
11		1	-	-	-	-	NS	Exhaust manifold	Avgasgrenrör		
								With fittings	Med monteringsdetaljer		
12	1328213-2	1	-	-	-	-		• Exhaust manifold cylinders 1-2	• Avgasgrenrör cylinder 1-2 ...		4
13	1328270-2	3	-	-	-	-		• • Stud	• • Pinnskruv		2
14	1328214-0	1	-	-	-	-		• Exhaust manifold cylinders 3-4	• Avgasgrenrör cylinder 3-4 ...		4
15	1328271-0	4	-	-	-	-		• • Stud	• • Pinnskruv		2
16	1328213-2	1	-	-	-	-		• Exhaust manifold cylinders 5-6	• Avgasgrenrör cylinder 5-6 ...		4
17	1328270-2	3	-	-	-	-		• • Stud	• • Pinnskruv		2
18	1328215-7	2	-	-	-	-		• Bushing	• Bussning		3
19	3547615-9	3	-	-	-	-		• Gasket cylinders 1-3	• Packning cylinder 1-3	(1328216)	1
20	3547615-9	3	-	-	-	-		• Gasket cylinders 4-6	• Packning cylinder 4-6	(1328217)	1
21		12	-	-	-	-		• Stud	• Pinnskruv	SEE 21 • 149	
22	1328337-9	12	-	-	-	-		• Washer	• Bricka		2
23	1328218-1	12	-	-	-	-		• Lock nut	• Låsmutter		1
☆ 24	3501485-1	1	-	-	-	-		Heat-protecting-plate	Värmeskyddsplåt	1)	2
25	955894-1	3	-	-	-	-		Washer	Bricka	1)	2
☆ 26	1257176-6	3	-	-	-	-		Nut	Mutter	1)	2

1) Service alternative. / Service alternativ.

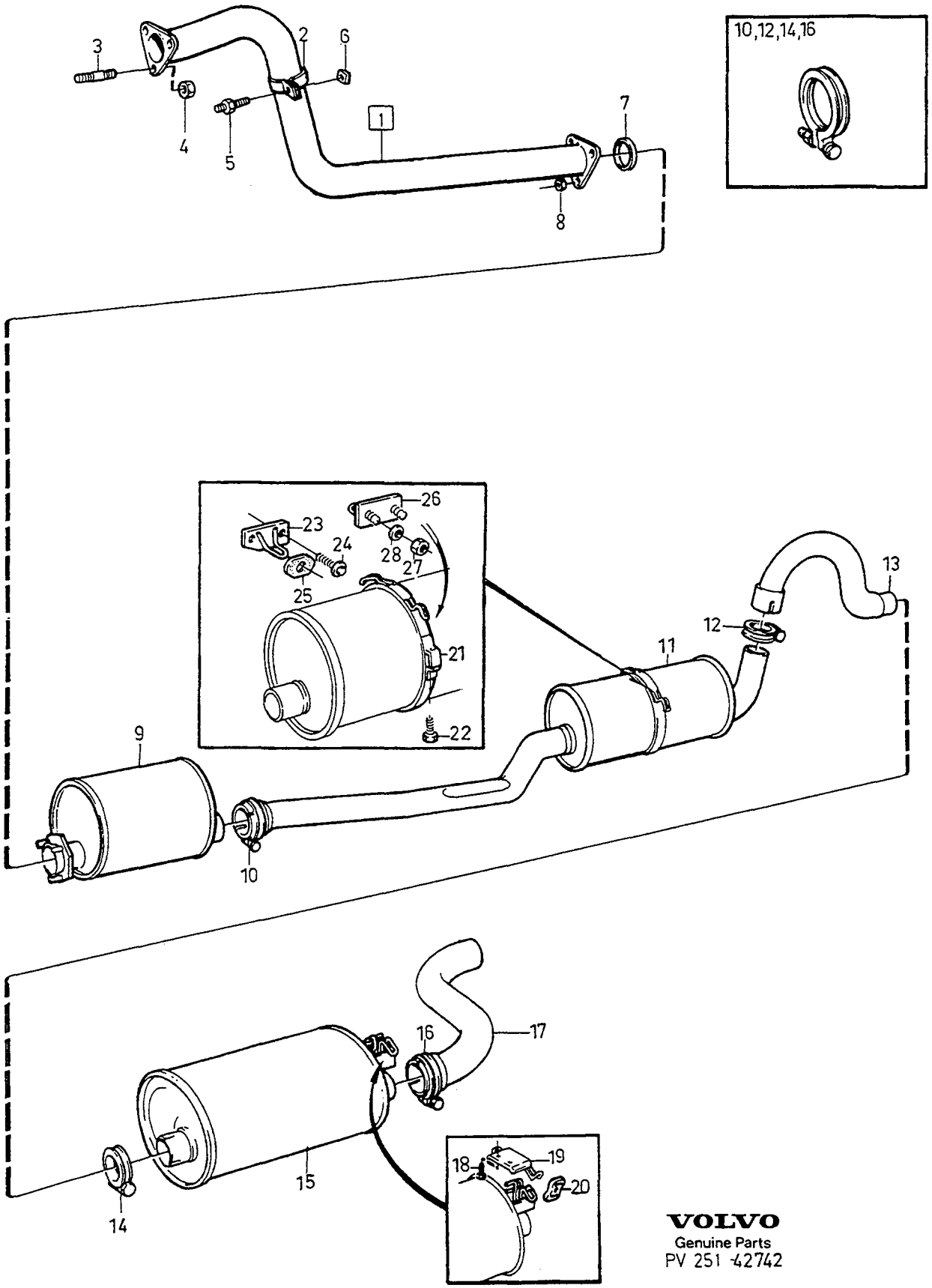

VOLVO
Genuine Parts
PV 251 -42742

A
B
C
D
E

EXHAUST SYSTEM — AVGASSYSTEM

Group / Grupp 25

Page / Sida 269

B200ET -1987

Fig	Part No. / Artikel nr	Quantity / Antal A	B	C	D	E	P S	Description	Benämning	Notes / Anmärkning	S R
1	3514042-5	1	-	-	-	-		Exhaust pipe, front	Avgasrör, främre	(1346628)	1
2	1346590-1	1	-	-	-	-		•Clamp	•Klamma		1
3	1357769-7	3	-	-	-	-		Stud	Pinnskruv		2
4	963106-0	3	-	-	-	-		Lock nut	Låsmutter	(948645)	2
5	1346591-9	1	-	-	-	-		Screw	Skruv		2
6	971098-9	1	-	-	-	-		Flange lock nut	Flänslåsmutter	(949279)	2
7	1306852-3	1	-	-	-	-		Sealing ring	Tätningsring		1
8	963106-0	3	-	-	-	-	IK	Lock nut	Låsmutter	(948645)	2
9	1336301-5	1	-	-	-	-		Silencer, front	Ljuddämpare, främre		1
10	968358-2	1	-	-	-	-		Clamp	Klamma		2
11	1378253-7	1	-	-	-	-		Silencer	Ljuddämpare		1
12	968356-6	1	-	-	-	-		Clamp	Klamma		1
13	1357069-2	1	-	-	-	-		Exhaust pipe	Avgasrör		1
14	*(968354)*	1	-	-	-	-	SP	Clamp	Klämma		1
15	*(1357068)*	1	-	-	-	-	SP	Silencer, rear	Ljuddämpare, bakre	REPL 1 PCS 3531670-2, 1 PCS 1274586-5	1
16	969154-4	1	-	-	-	-		Clamp	Klamma		1
17	1378725-4	1	-	-	-	-		Exhaust pipe	Avgasrör		1
18	946440-5	2	-	-	-	-		Flange screw	Flänsskruv		2
19	1329874-0	1	-	-	-	-		Brace	Bygel		1
20	1329646-2	2	-	-	-	-		Shackle	Hänke		1
21	1332325-8	1	-	-	-	-		Brace	Bygel		1
22	965177-9	1	-	-	-	-		Flange screw	Flänsskruv		2
23	1273841-5	1	-	-	-	-		Brace, r.h.	Bygel, h		1
24	946440-5	2	-	-	-	-		Flange screw	Flänsskruv		2
25	1329647-0	2	-	-	-	-		Shackle	Hänke		1
26	1330112-2	1	-	-	-	-		Brace, l.h.	Bygel, v		1
27	963106-0	2	-	-	-	-		Lock nut	Låsmutter	(948645)	2
28	960141-0	2	-	-	-	-		Washer	Bricka		2



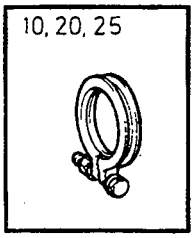

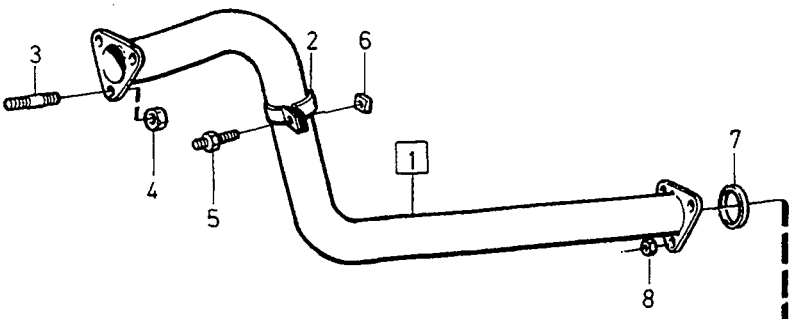

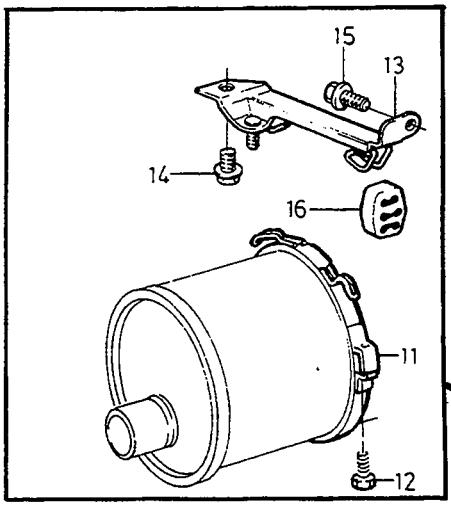

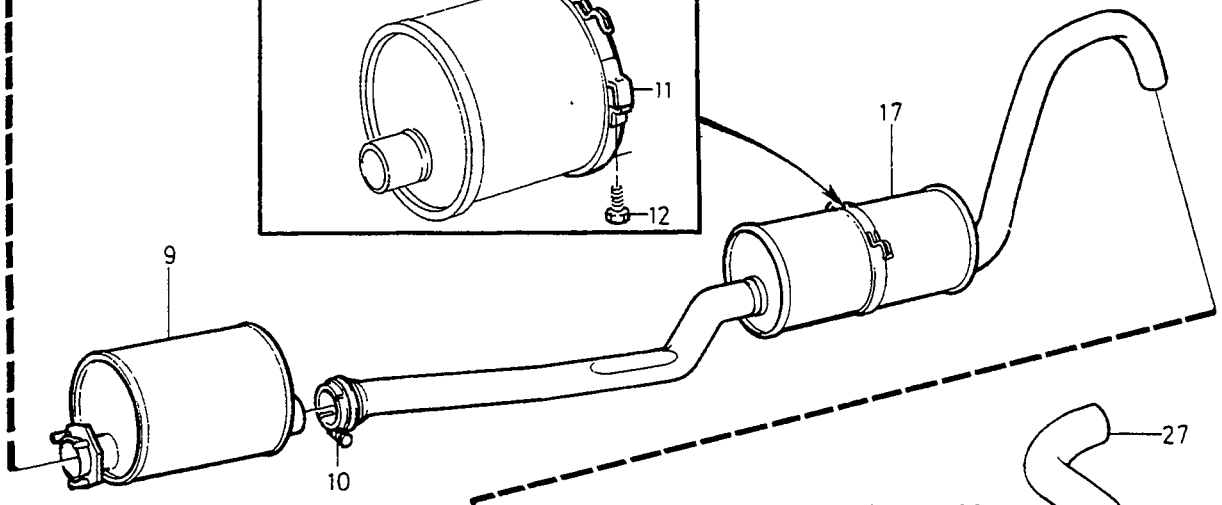

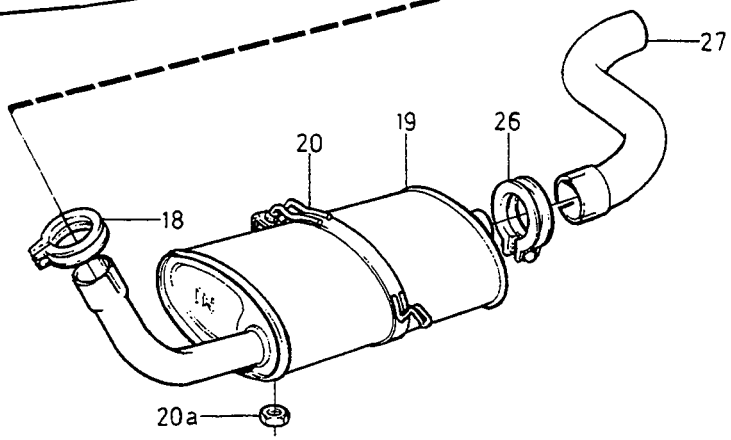

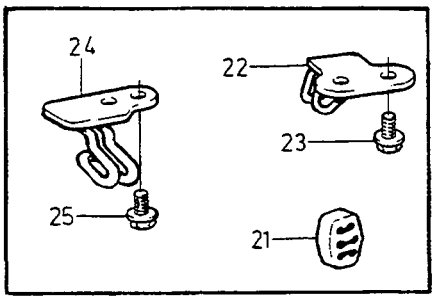

VOLVO
Genuine Parts
251 45824

A
B
C
D
E

EXHAUST SYSTEM — AVGASSYSTEM

Group / Grupp: 25

Page / Sida: 271

B200ET 1988.

Fig	Part No. Artikel nr	Quantity / Antal A	B	C	D	E	PS	Description	Benämning	Notes Anmärkning	SR
1	3514042-5	1	-	-	-	-		Exhaust pipe, front	Avgasrör, främre		1
2	1346590-1	1	-	-	-	-		• Clamp	• Klamma		1
3	1357769-7	3	-	-	-	-		Stud	Pinnskruv		2
4	948645-7	3	-	-	-	-		Flange lock nut	Flänslåsmutter		2
5	1346591-9	1	-	-	-	-		Screw	Skruv		2
6	971098-9	1	-	-	-	-		Flange lock nut	Flänslåsmutter	(949279)	2
7	1306852-3	1	-	-	-	-		Sealing ring	Tätningsring		1
8	948645-7	3	-	-	-	-	IK	Flange lock nut	Flänslåsmutter		2
9	1336301-5	1	-	-	-	-		Silencer, front	Ljuddämpare, främre		1
10	968358-2	1	-	-	-	-		Clamp	Klamma		2
11	1378352-7	1	-	-	-	-		Brace	Bygel		1
12	955278-7	1	-	-	-	-		Screw	Skruv		2
13	1357927-1	1	-	-	-	-		Bracket	Konsol		1
14	946471-0	1	-	-	-	-		Flange screw	Flänsskruv		2
15	946440-5	1	-	-	-	-		Flange screw	Flänsskruv		2
16	1378313-9	2	-	-	-	-		Shackle	Hänke		1
17	1378778-3	1	-	-	-	-		Silencer	Ljuddämpare		1
18	968356-6	1	-	-	-	-		Clamp	Klamma		1
19	3514723-0	1	-	-	-	-		Silencer, rear	Ljuddämpare, bakre	(1271395)	1
20	*(1271256)*	1	-	-	-	-	SP	Brace	Bygel	REPL 1 PCS 3514916-0, 1 PCS 3514922-8	1
20a	948645-7	1	-	-	-	-		Flange lock nut	Flänslåsmutter		2
21	1378313-9	2	-	-	-	-		Shackle	Hänke		1
22	3514148-0	1	-	-	-	-		Brace, l.h.	Bygel, v		1
23	946440-5	2	-	-	-	-		Flange screw	Flänsskruv		2
24	1378310-5	1	-	-	-	-		Brace, r.h.	Bygel, h		1
25	946440-5	2	-	-	-	-		Flange screw	Flänsskruv		2
26	969154-4	1	-	-	-	-		Clamp	Klamma		1
27	1378779-1	1	-	-	-	-		Exhaust pipe	Avgasrör		1

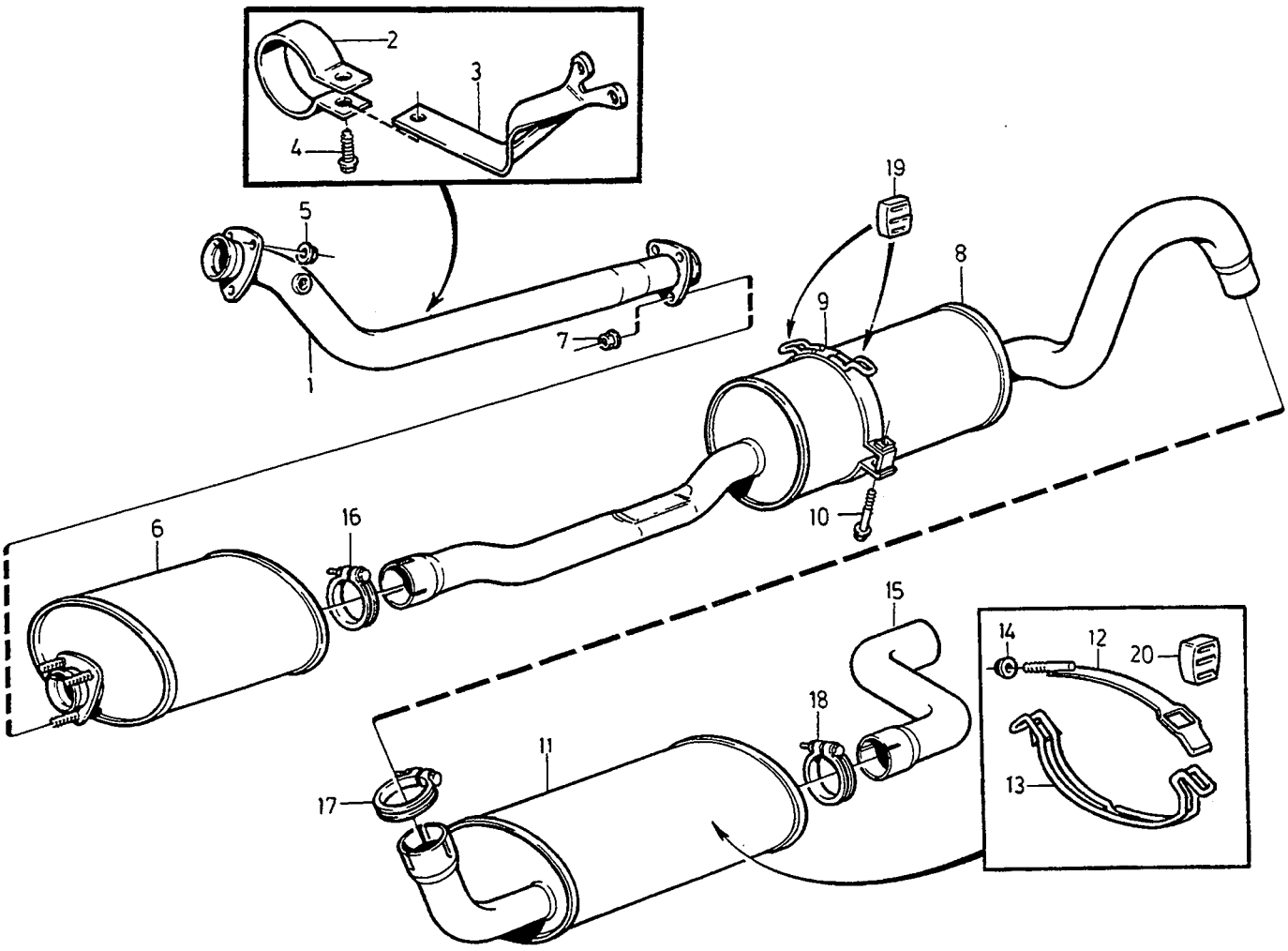

VOLVO
Genuine Parts
PV 251 53662

A
B
C
D
E

EXHAUST SYSTEM — AVGASSYSTEM

Group / Grupp: 25

Page / Sida: 273

B204GT

Fig	Part No. Artikel nr	Quantity / Antal A	B	C	D	E	PS	Description	Benämning	Notes Anmärkning	SR
1	3514467-4	1	-	-	-	-		Exhaust pipe, front	Avgasrör, främre		1
2	3547520-1	1	-	-	-	-		•Clamp	•Klamma		1
3	3547328-9	1	-	-	-	-		Bracket	Konsol		1
4	946173-2	1	-	-	-	-		Flange screw	Flänsskruv		2
5	948645-7	3	-	-	-	-		Flange lock nut	Flänslåsmutter		2
6	1336301-5	1	-	-	-	-		Silencer, front	Ljuddämpare, främre		1
7	948645-7	3	-	-	-	-		Flange lock nut	Flänslåsmutter		2
8	3531551-4	1	-	-	-	-		Silencer centre	Ljuddämpare mittre		1
9	1378352-7	1	-	-	-	-		Brace	Bygel		1
10	965177-9	1	-	-	-	-		Flange screw	Flänsskruv		2
11	3514721-4	1	-	-	-	-		Silencer, rear rear	Ljuddämpare, bakre bakre		1
12	3514922-8	1	-	-	-	-		Brace	Bygel		1
13	3514916-0	1	-	-	-	-		Brace	Bygel		1
14	949278-6	1	-	-	-	-		Flange lock nut	Flänslåsmutter		2
15	1271361-6	1	-	-	-	-		Exhaust pipe	Avgasrör		1
16	975262-7	1	-	-	-	-		Clamp	Klämma		1
17	975261-9	1	-	-	-	-		Clamp	Klämma		1
18	975261-9	1	-	-	-	-		Clamp	Klämma		1
19	1329647-0	2	-	-	-	-		Shackle	Hänke		1
20	1378313-9	2	-	-	-	-		Shackle	Hänke		1

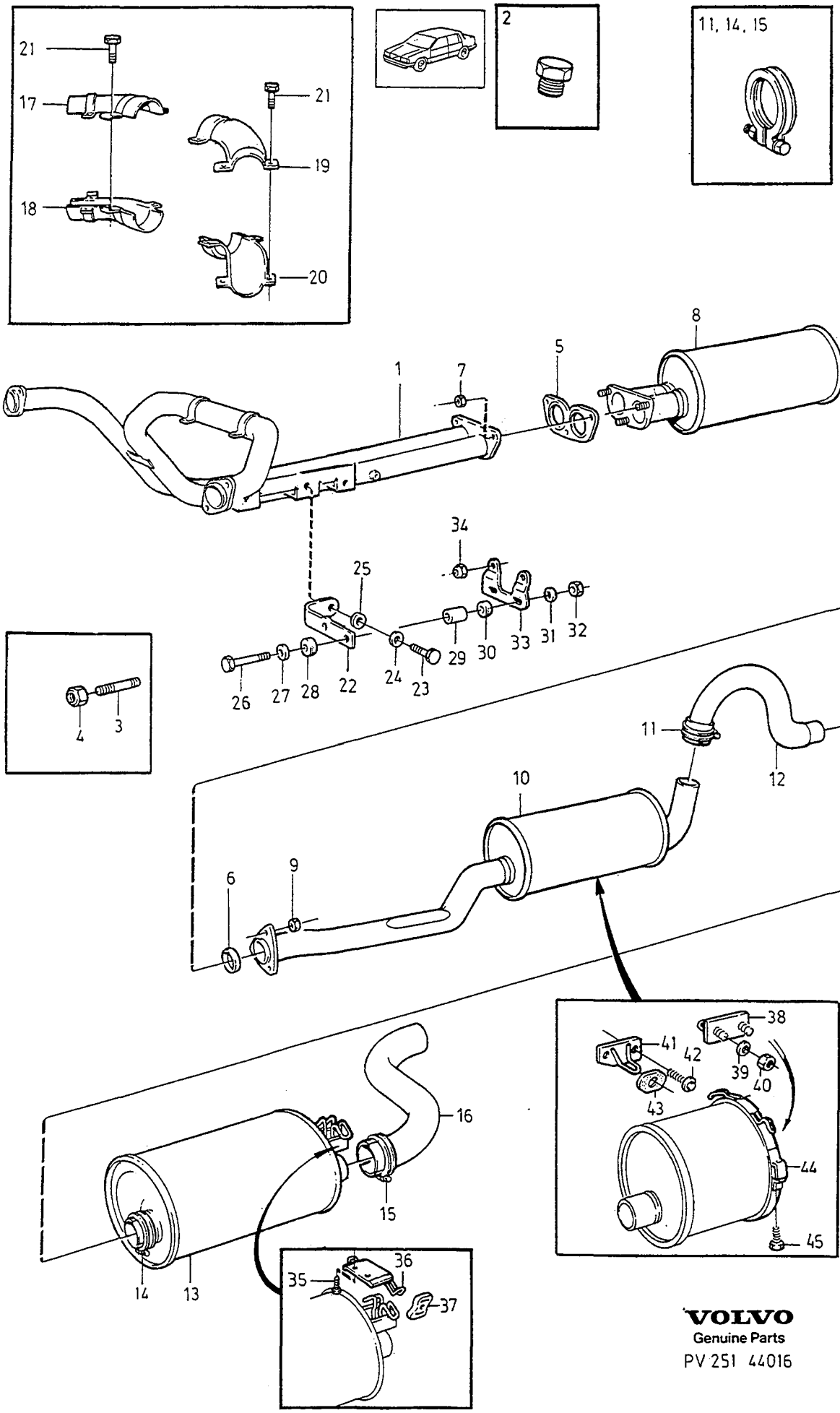

VOLVO
Genuine Parts
PV 251 44016

A
B
C
D
E

EXHAUST SYSTEM — AVGASSYSTEM

Group / Grupp: 25

Page / Sida: 275

B280E -1987

Fig	Part No. Artikel nr	Quantity / Antal A	B	C	D	E	PS	Description	Benämning	Notes Anmärkning	SR
1	1274849-7	1	-	-	-	-		Exhaust pipe, front	Avgasrör, främre		1
2	948404-9	2	-	-	-	-		•Plug	•Propp		2
3	924081-3	4	-	-	-	-		Stud	Pinnskruv		2
4	940183-7	4	-	-	-	-		Nut	Mutter		2
5	1271198-2	1	-	-	-	-		Gasket	Packning		1
6	1306852-3	1	-	-	-	-		Sealing ring	Tätningsring		1
7	963106-0	3	-	-	-	-		Lock nut	Låsmutter	(948645)	2
8	1271527-2	1	-	-	-	-		Silencer, front	Ljuddämpare, främre		1
9	963106-0	3	-	-	-	-		Lock nut	Låsmutter	(948645)	2
10	1271348-3	1	-	-	-	-		Silencer	Ljuddämpare		1
11	968356-6	1	-	-	-	-		Clamp	Klamma		1
12	1357069-2	1	-	-	-	-		Exhaust pipe	Avgasrör		1
13	*(1357068)*	1	-	-	-	-	SP	Silencer, rear	Ljuddämpare, bakre	REPL 1 PCS 3531670-2, 1 PCS 1274586-5	1
14	*(968354)*	1	-	-	-	-	SP	Clamp	Klämma		1
15	969154-4	1	-	-	-	-		Clamp	Klamma		1
16	1378725-4	1	-	-	-	-		Exhaust pipe	Avgasrör		1
17	1274996-6	1	-	-	-	-		Heat shield	Värmesköld		3
18	1274997-4	1	-	-	-	-		Heat shield	Värmesköld		3
19	1274998-2	1	-	-	-	-		Heat shield	Värmesköld		3
20	1274999-0	1	-	-	-	-		Heat shield	Värmesköld		3
21	947542-7	8	-	-	-	-		Flange screw	Flänsskruv		2
22	1271252-7	1	-	-	-	-		Bracket	Konsol		1
☆ 23	970945-2	1	-	-	-	-		Screw	Skruv	(955315)	2
24	944633-7	1	-	-	-	-		Washer	Bricka		2
25	941908-6	1	-	-	-	-		Spring washer	Fjäderbricka		2
26	946470-2	2	-	-	-	-		Flange screw	Flänsskruv		2
27	1257498-4	2	-	-	-	-		Washer	Bricka		1
28	1257497-6	2	-	-	-	-		Rubber bushing	Gummibussning		1
29	1257499-2	2	-	-	-	-		Spacer sleeve	Distanshylsa		1
30	1257497-6	2	-	-	-	-		Rubber bushing	Gummibussning		1
31	1257498-4	2	-	-	-	-		Washer	Bricka		1
32	963106-0	2	-	-	-	-		Lock nut	Låsmutter	(948645)	2
33	1274097-3	1	-	-	-	-		Bracket	Konsol		1
34	963106-0	2	-	-	-	-		Lock nut	Låsmutter	(948645)	2
35	946440-5	2	-	-	-	-		Flange screw	Flänsskruv		2
36	1329874-0	1	-	-	-	-		Brace	Bygel		1
37	1329646-2	2	-	-	-	-		Shackle	Hänke		1
38	1330112-2	1	-	-	-	-		Brace, l.h.	Bygel, v		1
39	960141-0	2	-	-	-	-		Washer	Bricka		2
40	963106-0	2	-	-	-	-		Lock nut	Låsmutter	(948645)	2
41	1273841-5	1	-	-	-	-		Brace, r.h.	Bygel, h		1
42	946440-5	2	-	-	-	-		Flange screw	Flänsskruv		2
43	1329647-0	2	-	-	-	-		Shackle	Hänke		1
44	1332325-8	1	-	-	-	-		Brace	Bygel		1
45	965177-9	1	-	-	-	-		Flange screw	Flänsskruv		2

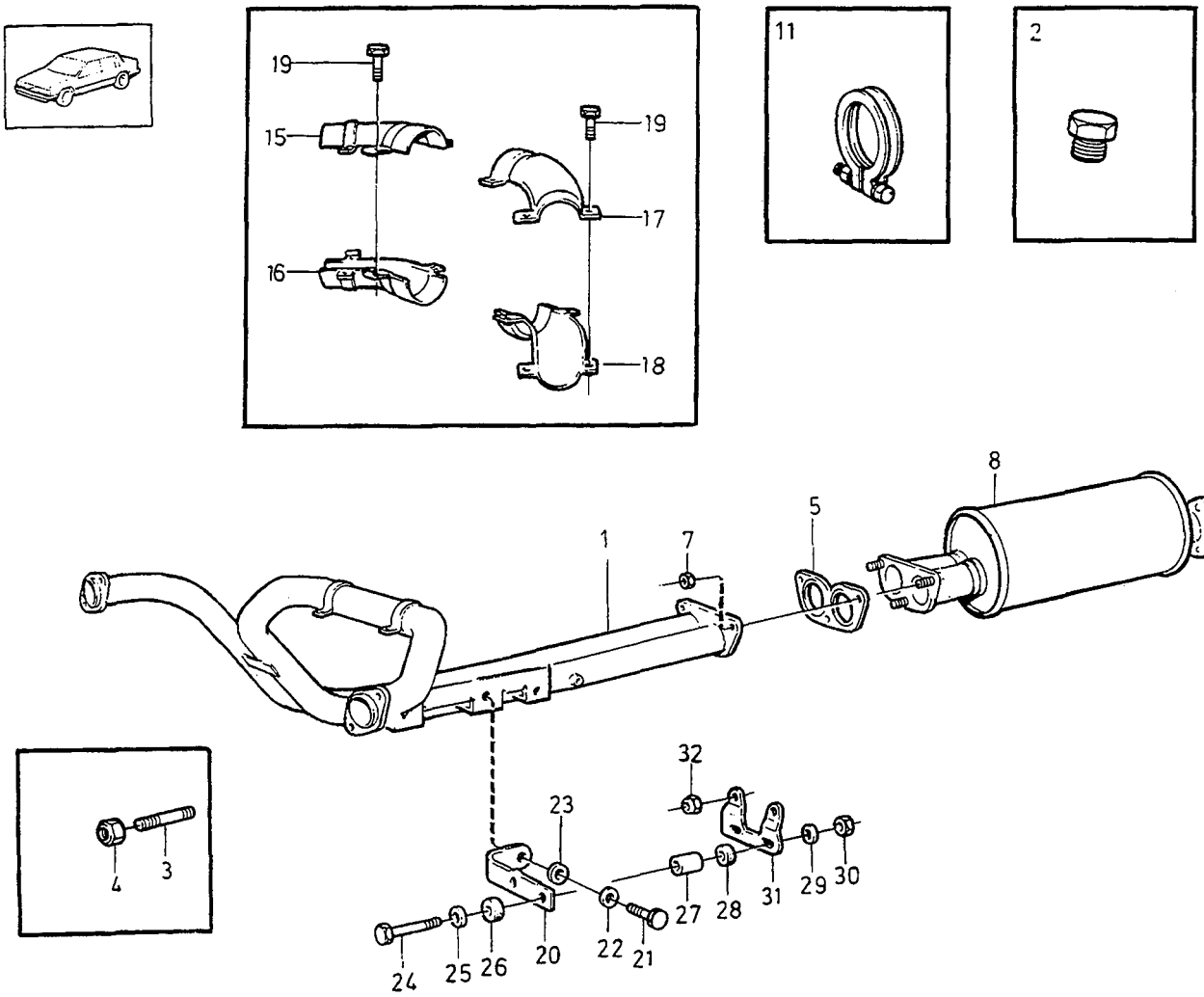

VOLVO
Genuine Parts
PV 251 45825

A
B
C
D
E

EXHAUST SYSTEM — AVGASSYSTEM

Group / Grupp: 25

Page / Sida: 277

B280E 1988

Fig	Part No. Artikel nr	Quantity / Antal A	B	C	D	E	PS	Description	Benämning	Notes Anmärkning	SR
1	1274849-7	1	-	-	-	-		Exhaust pipe, front	Avgasrör, främre		1
2	948404-9	2	-	-	-	-		•Plug	•Propp		2
3	924081-3	4	-	-	-	-		Stud	Pinnskruv		2
4	940183-7	4	-	-	-	-		Nut	Mutter		2
5	1271198-2	1	-	-	-	-		Gasket	Packning		1
6	1306852-3	1	-	-	-	-		Sealing ring	Tätningsring		1
7	948645-7	3	-	-	-	-		Flange lock nut	Flänslåsmutter		2
8	1271527-2	1	-	-	-	-		Silencer, front	Ljuddämpare, främre		1
9	948645-7	3	-	-	-	-		Flange lock nut	Flänslåsmutter		2
☆ 10	3514719-8	1	-	-	-	-		Silencer	Ljuddämpare	(1271377)	1
11	968356-6	1	-	-	-	-		Clamp	Klamma		1
12	3514723-0	1	-	-	-	-		Silencer, rear	Ljuddämpare, bakre	(1271395)	1
13	969154-4	1	-	-	-	-		Clamp	Klamma		1
14	1378779-1	1	-	-	-	-		Exhaust pipe	Avgasrör		1
15	1274996-6	1	-	-	-	-		Heat shield upper	Värmesköld övre	R.H	3
16	1274997-4	1	-	-	-	-		Heat shield lower	Värmesköld undre	R.H	3
17	1274998-2	1	-	-	-	-		Heat shield upper	Värmesköld övre	L.H	3
18	1274999-0	1	-	-	-	-		Heat shield lower	Värmesköld undre	L.H	3
19	947542-7	8	-	-	-	-		Flange screw	Flänsskruv		2
20	1271252-7	1	-	-	-	-		Bracket	Konsol		1
☆ 21	970945-2	1	-	-	-	-		Screw	Skruv	(955315)	2
22	944633-7	1	-	-	-	-		Washer	Bricka		2
23	941908-6	1	-	-	-	-		Spring washer	Fjäderbricka	ALTER	2
24	946470-2	2	-	-	-	-		Flange screw	Flänsskruv		2
25	1257498-4	2	-	-	-	-		Washer	Bricka		1
26	1257497-6	2	-	-	-	-		Rubber bushing	Gummibussning		1
27	1257499-2	2	-	-	-	-		Spacer sleeve	Distanshylsa		1
28	1257497-6	2	-	-	-	-		Rubber bushing	Gummibussning		1
29	1257498-4	2	-	-	-	-		Washer	Bricka		1
30	948645-7	2	-	-	-	-		Flange lock nut	Flänslåsmutter		2
31	1274097-3	1	-	-	-	-		Bracket	Konsol		1
32	948645-7	2	-	-	-	-		Flange lock nut	Flänslåsmutter		2
33	1378352-7	1	-	-	-	-		Brace	Bygel		1
34	955278-7	1	-	-	-	-		Screw	Skruv		2
35	1357927-1	1	-	-	-	-		Bracket	Konsol		1
36	946471-0	1	-	-	-	-		Flange screw	Flänsskruv		2
37	946440-5	1	-	-	-	-		Flange screw	Flänsskruv		2
38	1378313-9	2	-	-	-	-		Shackle	Hänke		1
39	3514148-0	1	-	-	-	-		Brace, l.h.	Bygel, v		1
40	946440-5	2	-	-	-	-		Flange screw	Flänsskruv		2
41	1378313-9	2	-	-	-	-		Shackle	Hänke		1
42	1378310-5	1	-	-	-	-		Brace, r.h.	Bygel, h		1
43	946440-5	2	-	-	-	-		Flange screw	Flänsskruv		2
44	*(1271256)*	1	-	-	-	-	SP	Brace	Bygel	REPL 1 PCS 3514916-0, 1 PCS 3514922-8	1
45	948645-7	1	-	-	-	-		Flange lock nut	Flänslåsmutter		2

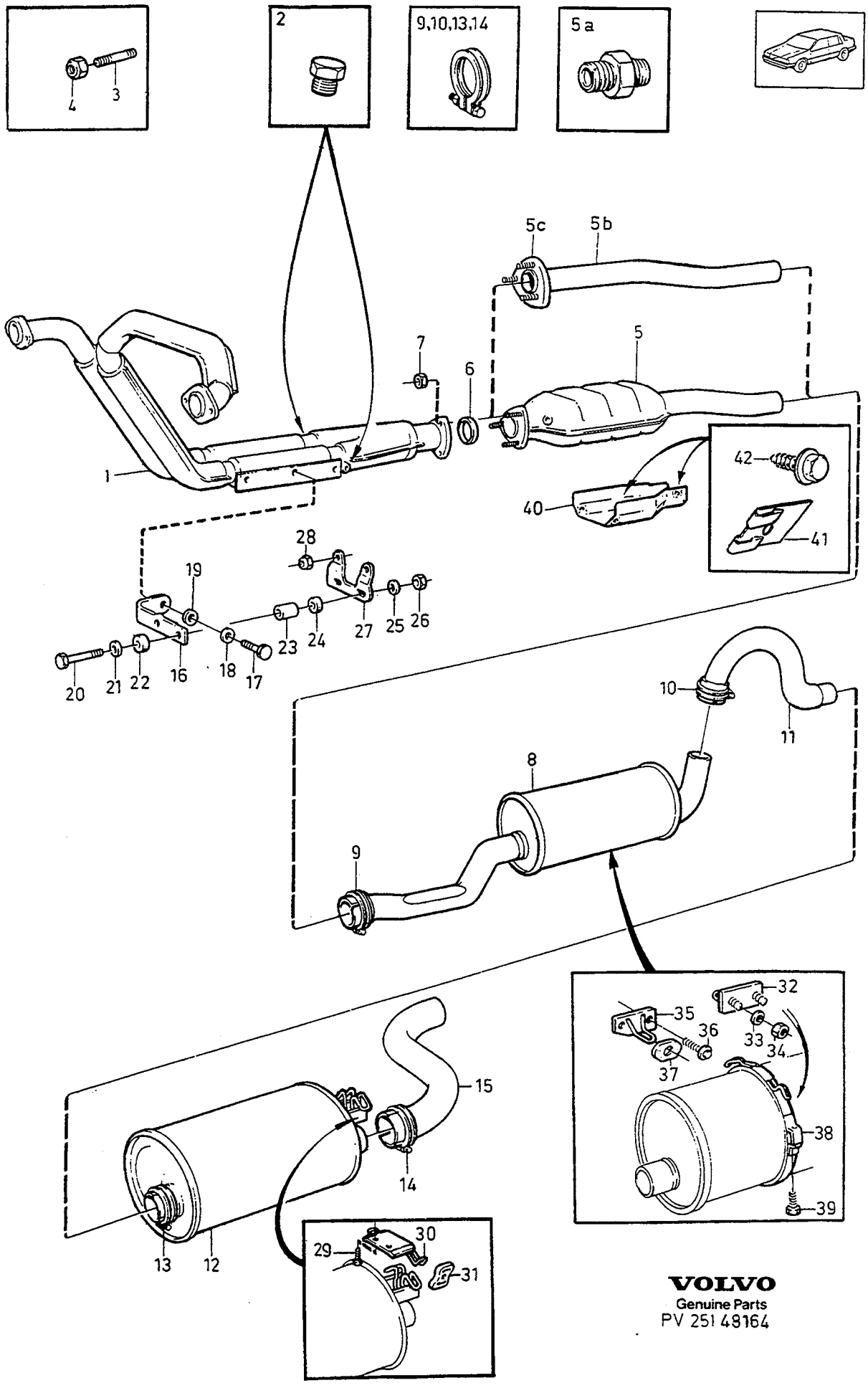

VOLVO
Genuine Parts
PV 251 48164

A
B
C
D
E

EXHAUST SYSTEM — AVGASSYSTEM

Group / Grupp 25

Page / Sida 279

B280F -1987

Fig	Part No. / Artikel nr	Quantity / Antal A	B	C	D	E	PS	Description	Benämning	Notes / Anmärkning	SR
1	1274848-9	1	-	-	-	-		Exhaust pipe, front	Avgasrör, främre	EXC (J)	1
	1271450-7	1	-	-	-	-		Exhaust pipe, front	Avgasrör, främre	(J)	1
2	948404-9	2	-	-	-	-		•Plug	•Propp		2
3		4	-	-	-	-		Stud	Pinnskruv		
4	940183-7	4	-	-	-	-		Nut	Mutter	EXC (J)	2
5	1367083-1	1	-	-	-	-		Catalytic converter	Katalysrenare	EXL (J)	2
	3531051-5	1	-	-	-	-		Catalytic converter	Katalysrenare	(3501140) (J)	2
5a	941748-6	1	-	-	-	-		Nipple	Nippel		2
5b	1271456-4	1	-	-	-	-		Exhaust pipe	Avgasrör	1)	6
5c	1306867-1	1	-	-	-	-		•Flange	•Fläns	1)	1
6	1306852-3	1	-	-	-	-		Sealing ring	Tätningsring		1
7	963106-0	3	-	-	-	-		Lock nut	Låsmutter	(948645)	2
8	1274853-9	1	-	-	-	-		Silencer	Ljuddämpare		1
9	968358-2	1	-	-	-	-		Clamp	Klamma		2
10	968356-6	1	-	-	-	-		Clamp	Klamma		1
11	1357069-2	1	-	-	-	-		Exhaust pipe	Avgasrör		1
12	*(1357068)*	1	-	-	-	-	SP	Silencer, rear	Ljuddämpare, bakre	REPL 1 PCS 3531670-2, 1 PCS 1274586-5	1
13	*(968354)*	1	-	-	-	-	SP	Clamp	Klämma		1
14	969154-4	1	-	-	-	-		Clamp	Klamma		1
15	1378725-4	1	-	-	-	-		Exhaust pipe	Avgasrör		1
16	1271252-7	1	-	-	-	-		Bracket	Konsol		1
☆ 17	970945-2	1	-	-	-	-		Screw	Skruv	(955315)	2
18	944633-7	1	-	-	-	-		Washer	Bricka		2
19	941908-6	1	-	-	-	-		Spring washer	Fjäderbricka		2
20	946470-2	2	-	-	-	-		Flange screw	Flänsskruv		2
21	1257498-4	2	-	-	-	-		Washer	Bricka		1
22	1257497-6	2	-	-	-	-		Rubber bushing	Gummibussning		1
23	1257499-2	2	-	-	-	-		Spacer sleeve	Distanshylsa		1
24	1257497-6	2	-	-	-	-		Rubber bushing	Gummibussning		1
25	1257498-4	2	-	-	-	-		Washer	Bricka		1
26	963106-0	2	-	-	-	-		Lock nut	Låsmutter	(948645)	2
27	1274097-3	1	-	-	-	-		Bracket	Konsol		1
28	963106-0	2	-	-	-	-		Lock nut	Låsmutter	(948645)	2
29	946440-5	2	-	-	-	-		Flange screw	Flänsskruv		2
30	1329874-0	1	-	-	-	-		Brace	Bygel		1
31	1329646-2	2	-	-	-	-		Shackle	Hänke		1
32	1330112-2	1	-	-	-	-		Brace, l.h.	Bygel, v		1
33	960141-0	2	-	-	-	-		Washer	Bricka		2
34	963106-0	2	-	-	-	-		Lock nut	Låsmutter	(948645)	2
35	1273841-5	1	-	-	-	-		Brace, r.h.	Bygel, h		1
36	946440-5	2	-	-	-	-		Flange screw	Flänsskruv		2
37	1329647-0	2	-	-	-	-		Shackle	Hänke		1
38	1332325-8	1	-	-	-	-		Brace	Bygel		1
39	965177-9	1	-	-	-	-		Flange screw	Flänsskruv		2
40	1271452-3	1	-	-	-	-		Heat shield	Värmesköld	(J)	3
41	1255989-4	8	-	-	-	-		Spring nut	Fjädermutter	(J)	2
42	946485-0	8	-	-	-	-		Screw	Skruv	(J)	2

1) Service alternative. / Service alternativ.

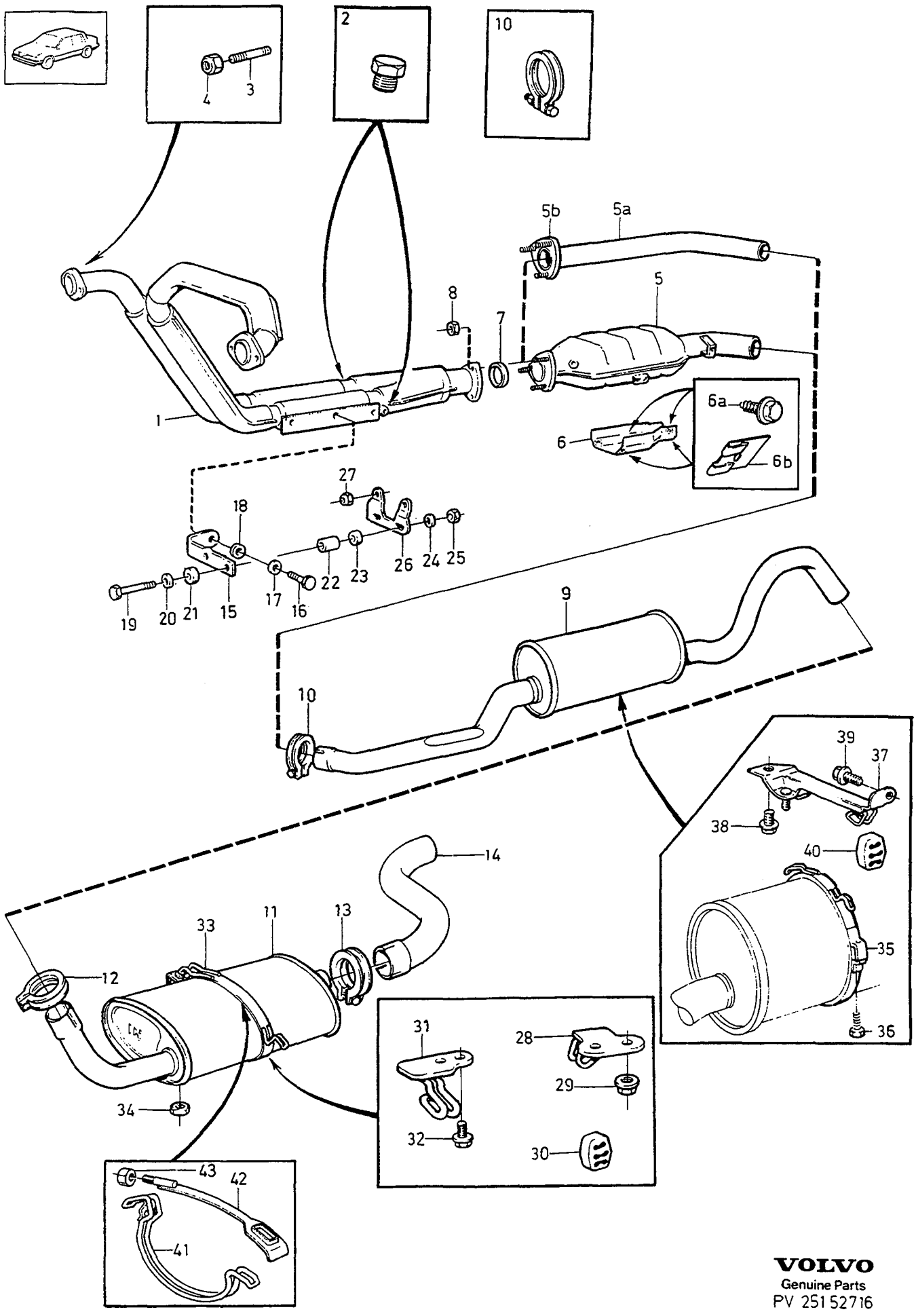

VOLVO
Genuine Parts
PV 251 52716

A
B
C
D
E

EXHAUST SYSTEM — AVGASSYSTEM

Group / Grupp 25

Page / Sida 281

B280F 1988-

Fig	Part No. / Artikel nr	Quantity / Antal A	B	C	D	E	PS	Description	Benämning	Notes / Anmärkning	SR
1	1274848-9	1	-	-	-	-		Exhaust pipe, front	Avgasrör, främre	EXC (J)	1
	1271450-7	1	-	-	-	-		Exhaust pipe, front	Avgasrör, främre	(J)	1
2	948404-9	2	-	-	-	-		• Plug	• Propp		2
3	924081-3	4	-	-	-	-		Stud	Pinnskruv		2
4	940183-7	4	-	-	-	-		Nut	Mutter		2
5	1367864-4	1	-	-	-	-		Catalytic converter	Katalysrenare	EXC (J)	2
	3501142-8	1	-	-	-	-		Catalytic converter	Katalysrenare	(J)	2
5a	3514201-7	1	-	-	-	-		Exhaust pipe	Avgasrör	1)	6
5b	1306867-1	1	-	-	-	-		• Flange	• Fläns	1)	1
6	1271452-3	2	-	-	-	-		Heat shield	Värmesköld	(J)	3
6a	946485-0	8	-	-	-	-		Screw	Skruv	(J)	2
6b	1255989-4	8	-	-	-	-		Spring nut	Fjädermutter	(J)	2
7	1306852-3	1	-	-	-	-		Sealing ring	Tätningsring		1
8	948645-7	3	-	-	-	-		Flange lock nut	Flänslåsmutter		2
9	3514720-6	1	-	-	-	-		Silencer	Ljuddämpare	(1271464)	1
10	968358-2	1	-	-	-	-		Clamp	Klamma		2
11	3514723-0	1	-	-	-	-		Silencer, rear	Ljuddämpare, bakre	(1271395)	1
12	968356-6	1	-	-	-	-		Clamp	Klamma		1
13	969154-4	1	-	-	-	-		Clamp	Klamma		1
14	1378779-1	1	-	-	-	-		Exhaust pipe	Avgasrör		1
15	1271252-7	1	-	-	-	-		Bracket	Konsol		1
☆ 16	970945-2	1	-	-	-	-		Screw	Skruv	(955315)	2
17	944633-7	1	-	-	-	-		Washer	Bricka		2
18	941908-6	1	-	-	-	-		Spring washer	Fjäderbricka	ALTER	2
19	946470-2	2	-	-	-	-		Flange screw	Flänsskruv		2
20	1257498-4	2	-	-	-	-		Washer	Bricka		1
21	1257497-6	2	-	-	-	-		Rubber bushing	Gummibussning		1
22	1257499-2	2	-	-	-	-		Spacer sleeve	Distanshylsa		1
23	1257497-6	2	-	-	-	-		Rubber bushing	Gummibussning		1
24	1257498-4	2	-	-	-	-		Washer	Bricka		1
25	948645-7	2	-	-	-	-		Flange lock nut	Flänslåsmutter		2
26	1274097-3	1	-	-	-	-		Bracket	Konsol		1
27	948645-7	2	-	-	-	-		Flange lock nut	Flänslåsmutter		2
28	3514148-0	1	-	-	-	-		Brace, l.h.	Bygel, v	2)	1
	3514581-2	1	-	-	-	-		Brace, l.h.	Bygel, v	3)	1
29	948645-7	2	-	-	-	-		Flange lock nut	Flänslåsmutter		2
30	1378313-9	2	-	-	-	-		Shackle	Hänke		1
31	1378310-5	1	-	-	-	-		Brace, r.h.	Bygel, h		1
32	946440-5	2	-	-	-	-		Flange screw	Flänsskruv		2
33	*(1271256)*	2	-	-	-	-	SP	Brace	Bygel	REPL 1 PCS 3514916-0, 1 PCS 3514922-8	1
34	948645-7	1	-	-	-	-		Flange lock nut	Flänslåsmutter		2
35	1378352-7	2	-	-	-	-		Brace	Bygel		1
36	965177-9	2	-	-	-	-		Flange screw	Flänsskruv		2
37	1357927-1	1	-	-	-	-		Bracket	Konsol		1
38	946471-0	1	-	-	-	-		Flange screw	Flänsskruv		2
39	946440-5	1	-	-	-	-		Flange screw	Flänsskruv		2
40	1378313-9	2	-	-	-	-		Shackle	Hänke		1
41	3514916-0	1	-	-	-	-		Brace	Bygel	1990-	1
42	3514922-8	1	-	-	-	-		Brace	Bygel	1990-	1
43	949278-6	1	-	-	-	-		Flange lock nut	Flänslåsmutter	1990-	2

1) Service alternative. / Service alternativ.
2) CH -6499.
3) CH 6793-



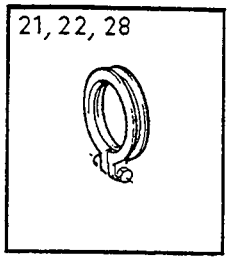

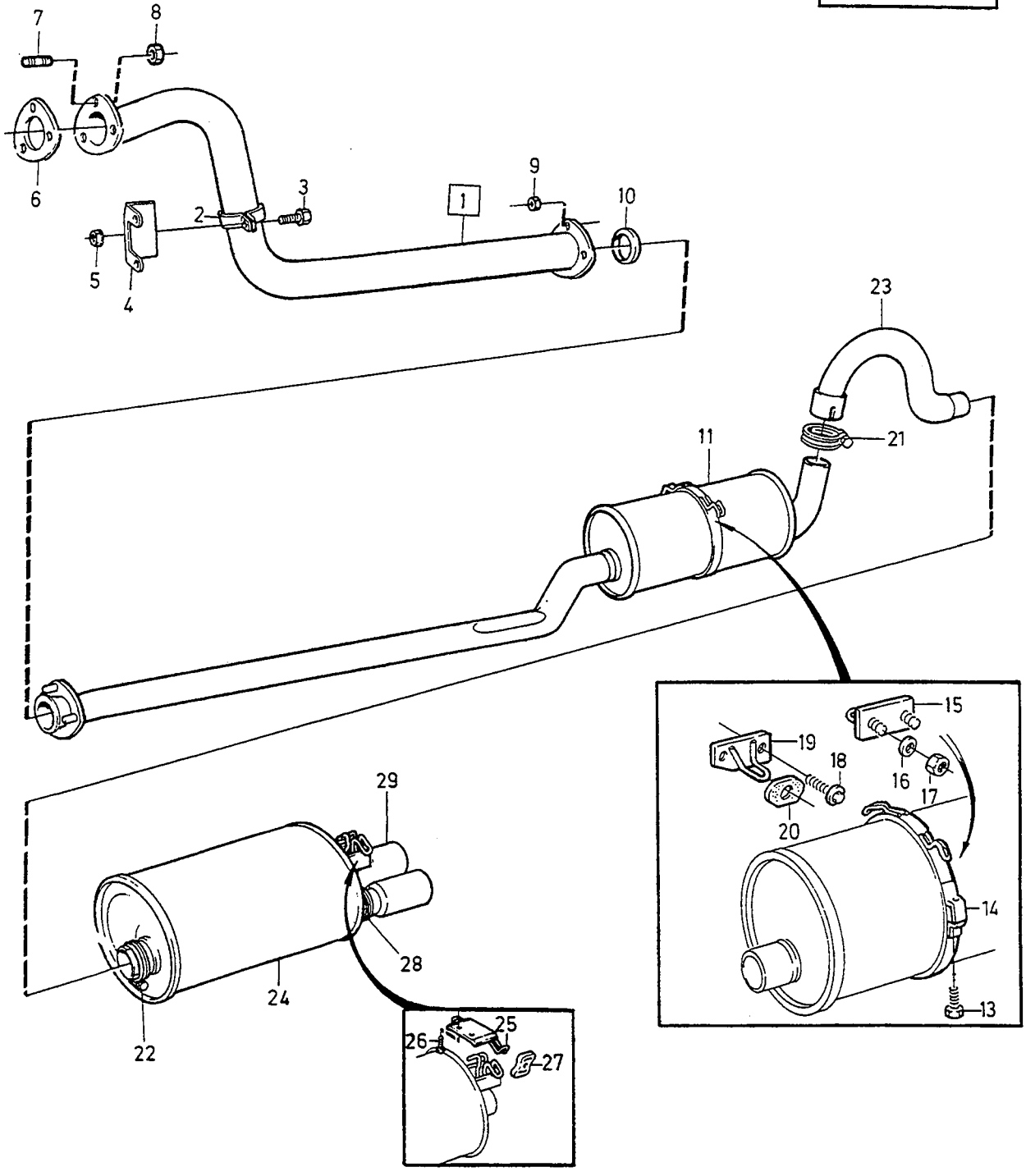

VOLVO
Genuine Parts
PV 251 42737

A
B
C
D
E

EXHAUST SYSTEM — AVGASSYSTEM

Group / Grupp 25

Page / Sida 283

D24TIC -1987

Fig	Part No. / Artikel nr	Quantity / Antal A	B	C	D	E	PS	Description	Benämning	Notes / Anmärkning	SR
1	1328672-9	1	-	-	-	-		Exhaust pipe	Avgasrör	1986	1
	1328963-2	1	-	-	-	-		Exhaust pipe, front	Avgasrör, främre	1987	1
2	1346590-1	1	-	-	-	-		•Clamp	•Klamma		1
3	946329-0	1	-	-	-	-		Flange screw	Flänsskruv		2
4	1328519-2	1	-	-	-	-		Bracket	Konsol		1
5	971098-9	1	-	-	-	-		Flange lock nut	Flänslåsmutter	(949279)	2
6	1328695-0	1	-	-	-	-		Gasket	Packning		1
7		3	-	-	-	-		Stud	Pinnskruv	SEE 25•237	
8	963106-0	3	-	-	-	-		Lock nut	Låsmutter	(948645)	2
9	963106-0	3	-	-	-	-		Lock nut	Låsmutter	(948645)	2
10	1306852-3	1	-	-	-	-		Sealing ring	Tätningsring		1
11	1336309-8	1	-	-	-	-		Silencer, front	Ljuddämpare, främre	EXC (CH)	1
	1328966-5	1	-	-	-	-		Silencer, front	Ljuddämpare, främre	(CH)	1
12	1332325-8	1	-	-	-	-		Brace	Bygel		1
13	965177-9	1	-	-	-	-		Flange screw	Flänsskruv		2
14	1332325-8	1	-	-	-	-		Brace	Bygel		1
15	1330112-2	1	-	-	-	-		Brace, l.h.	Bygel, v		1
16	960141-0	2	-	-	-	-		Washer	Bricka		2
17	963106-0	2	-	-	-	-		Lock nut	Låsmutter	(948645)	2
18	946440-5	2	-	-	-	-		Flange screw	Flänsskruv		2
19	1273841-5	1	-	-	-	-		Brace, r.h.	Bygel, h		1
20	1329647-0	2	-	-	-	-		Shackle	Hänke		1
21	968358-2	1	-	-	-	-		Clamp	Klamma		2
22	968357-4	1	-	-	-	-		Clamp	Klämma		1
23	1357593-1	1	-	-	-	-		Exhaust pipe	Avgasrör		1
24	1328845-1	1	-	-	-	-		Silencer, rear	Ljuddämpare, bakre		1
25	1357925-5	1	-	-	-	-		Brace	Bygel		1
26	946440-5	2	-	-	-	-		Flange screw	Flänsskruv		2
27	1329646-2	2	-	-	-	-		Shackle	Hänke		1
28	949241-4	2	-	-	-	-		Clamp	Klamma	(968359)	2
29	1328953-3	2	-	-	-	-		Exhaust pipe	Avgasrör		1

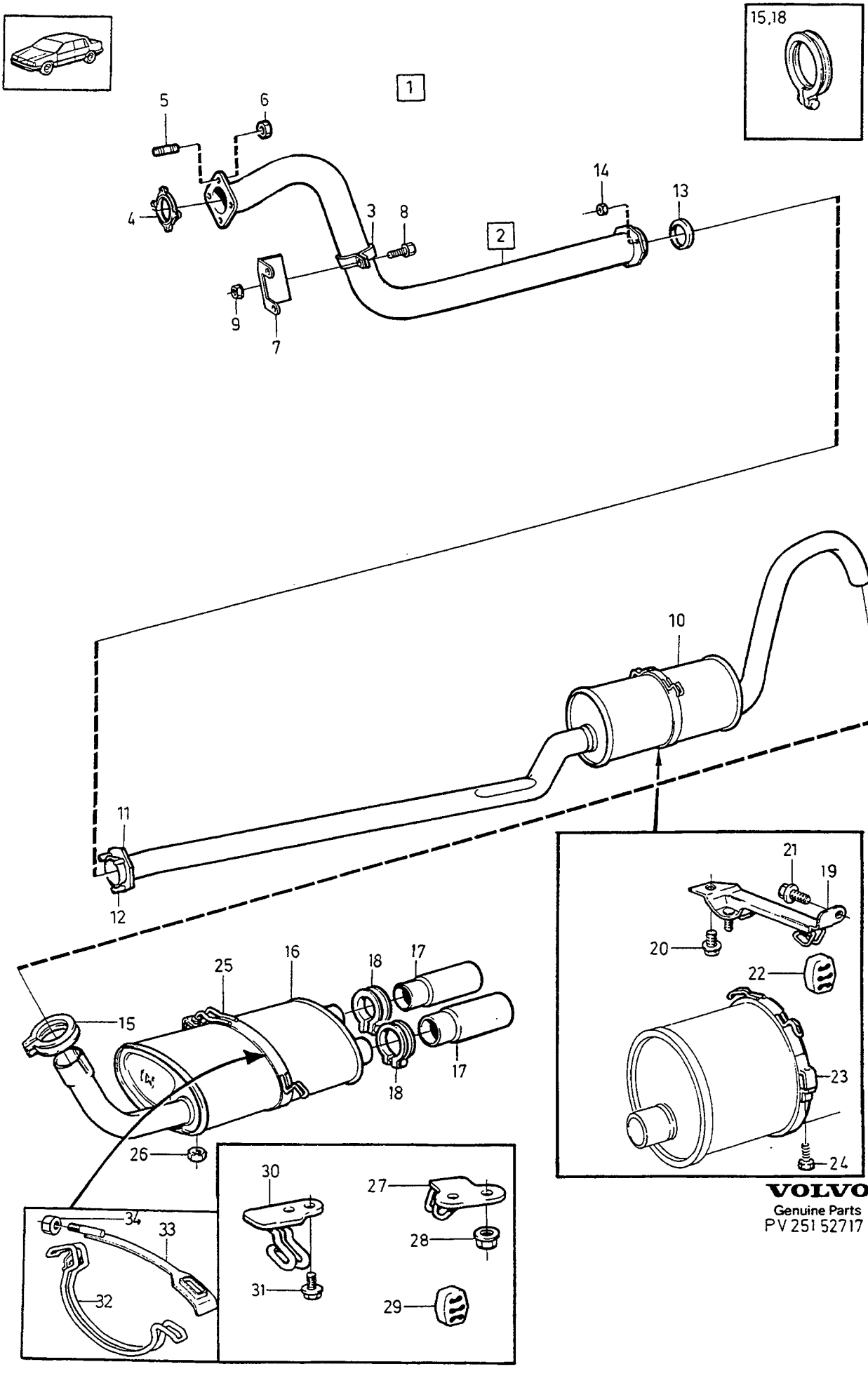

VOLVO
Genuine Parts
PV 251 52717

A
B
C
D
E

EXHAUST SYSTEM — AVGASSYSTEM

Group / Grupp 25

Page / Sida 285

D24TIC 1988-

Fig	Part No. Artikel nr	Quantity / Antal A	B	C	D	E	PS	Description	Benämning	Notes Anmärkning	SR
1		1	-	-	-	-	NS	Exhaust system complete	Avgassystem komplett		
2	1328963-2	1	-	-	-	-		• Exhaust pipe, front	• Avgasrör, främre		1
3	1346590-1	1	-	-	-	-		• • Clamp	• • Klamma		1
4	1328695-0	1	-	-	-	-		• Gasket	• Packning		1
5	1328777-6	3	-	-	-	-		• Stud	• Pinnskruv		2
6	948645-7	3	-	-	-	-		• Flange lock nut	• Flänslåsmutter		2
7	1328519-2	1	-	-	-	-		• Bracket	• Konsol	MAN.TRANS	1
	1346771-7	1	-	-	-	-		• Bracket	• Konsol	AUTO.TRANS	1
8	946329-0	1	-	-	-	-		• Flange screw	• Flänsskruv		2
9	971098-9	1	-	-	-	-		• Flange lock nut	• Flänslåsmutter	(949279)	2
10	3514716-4	1	-	-	-	-		• Silencer	• Ljuddämpare	(1328941)	1
11	1306867-1	1	-	-	-	-		• • Flange	• • Fläns		1
12	1276215-9	3	-	-	-	-		• • • Press screw	• • • Presskruv		1
13	1306852-3	1	-	-	-	-		• Sealing ring	• Tätningsring		1
14	948645-7	3	-	-	-	-	IK	• Flange lock nut	• Flänslåsmutter		2
15	968358-2	1	-	-	-	-		• Clamp	• Klamma		2
16	3514724-8	1	-	-	-	-		• Silencer	• Ljuddämpare	(1328991)	1
17	1328953-3	2	-	-	-	-		• Exhaust pipe	• Avgasrör		1
18	949241-4	2	-	-	-	-		• Clamp	• Klamma	(968359)	2
19	1357927-1	1	-	-	-	-		• Bracket	• Konsol		1
20	946471-0	1	-	-	-	-		• Flange screw	• Flänsskruv		2
21	946440-5	1	-	-	-	-		• Flange screw	• Flänsskruv		2
22	1378313-9	2	-	-	-	-		• Shackle	• Hänke		1
23	1378352-7	1	-	-	-	-		• Brace	• Bygel		1
24	955278-7	1	-	-	-	-		• Screw	• Skruv		2
25	*(1271256)*	1	-	-	-	-	SP	• Brace	• Bygel	-1989 REPL 1 PCS 3514916-0, 1 PCS 3514922-8	1
26	948645-7	1	-	-	-	-		• Flange lock nut	• Flänslåsmutter		2
27	3514148-0	1	-	-	-	-		• Brace, l.h.	• Bygel, v	1)	1
	3514581-2	1	-	-	-	-		• Brace, l.h.	• Bygel, v	2)	1
28	948645-7	2	-	-	-	-		• Flange lock nut	• Flänslåsmutter		2
29	1378313-9	2	-	-	-	-		• Shackle	• Hänke		1
30	1378310-5	1	-	-	-	-		• Brace, r.h.	• Bygel, h		1
31	946440-5	2	-	-	-	-		• Flange screw	• Flänsskruv		2
32	3514916-0	1	-	-	-	-		• Brace	• Bygel	1990-	1
33	3514922-8	1	-	-	-	-		• Brace	• Bygel	1990-	1
34	949278-6	1	-	-	-	-		• Flange lock nut	• Flänslåsmutter	1990-	2

1) CH -6499.
2) CH 6793-

COOLING SYSTEM / KYLSYSTEM

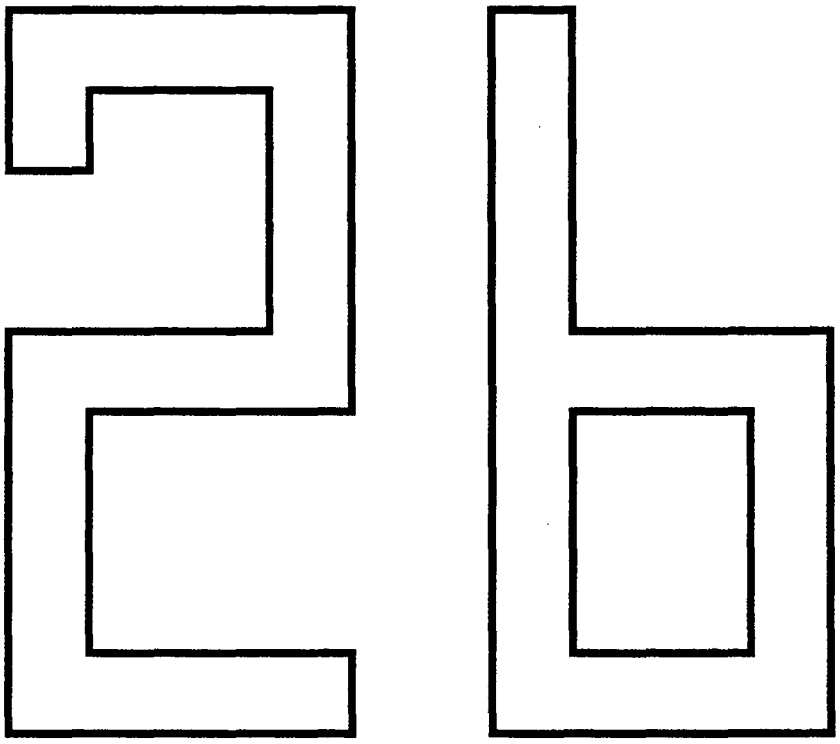

A	B200ET
B	B280E, F
C	D24TIC
D	
E	

SUB GROUP
COOLING SYSTEM

UNDERGRUPP
KYLSYSTEM

Group / Grupp: 26

Page / Sida: 287

Fig	Part No. / Artikel nr	Quantity / Antal A	B	C	D	E	PS	Description	Benämning	Notes / Anmärkning	SR
		1	-	-	-	-		Cooling system B200ET, B204GT	Kylsystem B200ET, B204GT	SEE 26•289	
		-	1	-	-	-		Cooling system B280	Kylsystem B280	SEE 26•293	
		-	-	1	-	-		Cooling system D24TIC	Kylsystem D24TIC	SEE 26•297	
		1	-	-	-	-		Charge-air coolers B200ET, B204GT	Laddluftkylning B200ET, B204GT	SEE 26•301	
		-	-	1	-	-		Charge-air coolers D24TIC	Laddluftkylning D24TIC	SEE 26•303	
		1	1	1	-	-		Fan	Fläkt	SEE 26•305	
		1	-	-	-	-		Electric fan B200ET, B204GT, B280E/F	El-fläkt B200ET, B204GT, B280E/F	SEE 26•307	

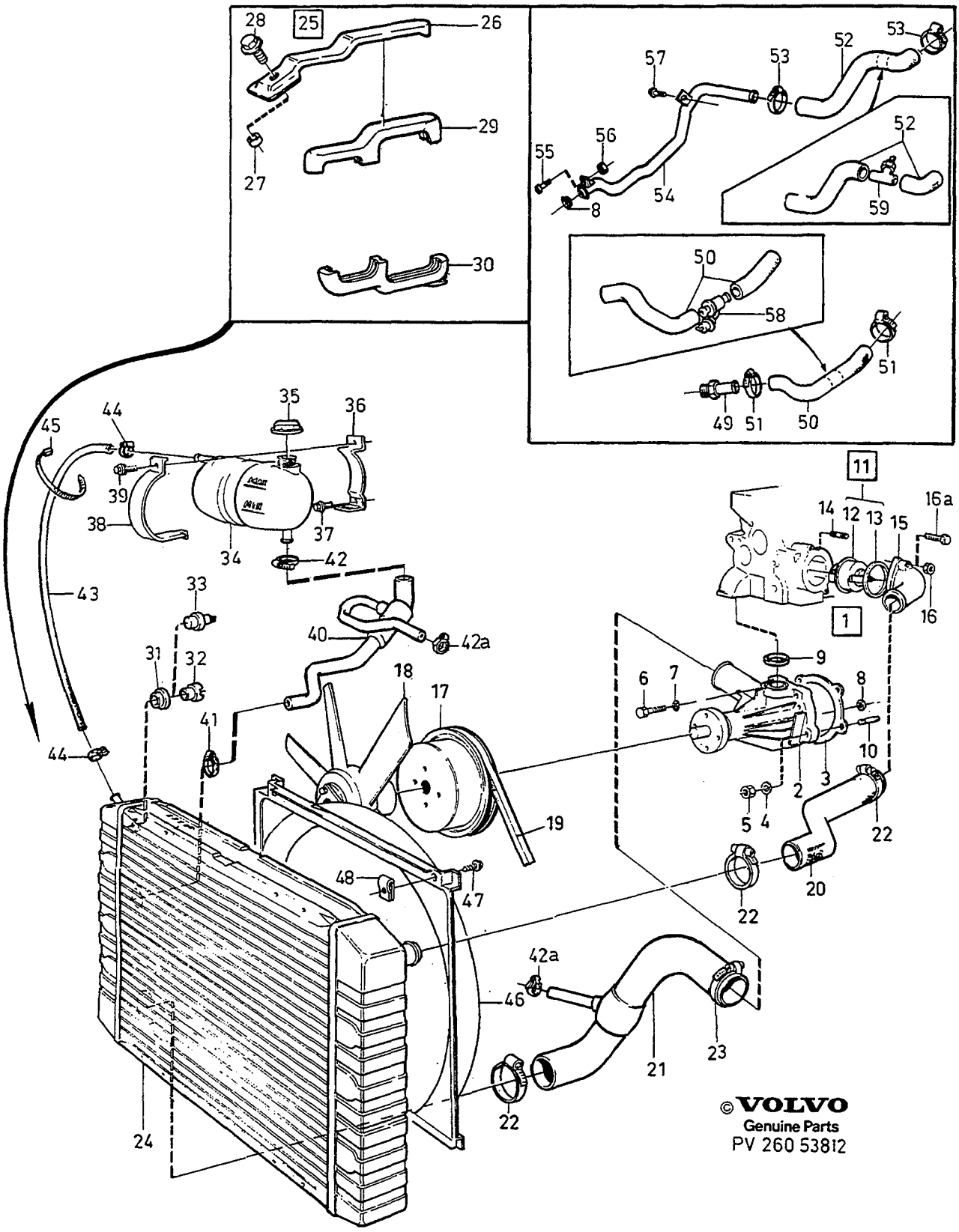

©VOLVO
Genuine Parts
PV 260 53812

A
B
C
D
E

COOLING SYSTEM — KYLSYSTEM

Group / Grupp 26

Page / Sida 289

B200ET, B204GT.

Fig	Part No. Artikel nr	Quantity / Antal A	B	C	D	E	PS	Description	Benämning	Notes Anmärkning	SR
1	271275-0	1	-	-	-	-		Coolant pump kit	Vattenpumpsats	(270559)	2
2		1	-	-	-	-	KN	• Water pump	• Vattenpump		
3	1378491-3	1	-	-	-	-	IK	• Gasket	• Packning	(1326344)	2
4	955892-5	2	-	-	-	-		• Washer	• Bricka		2
5	955781-0	2	-	-	-	-		• Nut	• Mutter		2
6	955275-3	3	-	-	-	-		• Screw	• Skruv		2
7	941906-0	3	-	-	-	-		• Spring washer	• Fjäderbricka		2
8	418411-5	1	-	-	-	-	IK	• Sealing ring	• Tätningsring		3
☆ 9	3547991-4	1	-	-	-	-	IK	• Sealing ring	• Tätningsring	(1336255)	2
10	924055-7	2	-	-	-	-		Stud	Pinnskruv		2
11	273459-8	1	-	-	-	-		Thermostat kit	Termostatsats	87C, 189F	1
	273307-9	1	-	-	-	-		Thermostat kit	Termostatsats	92C, 197F	1
12		1	-	-	-	-	KN	• Thermostat	• Termostat		
☆ 13	1397911-7	1	-	-	-	-	IK	• Gasket	• Packning		1
14		2	-	-	-	-		Stud	Pinnskruv	SEE 21 • 101	
15	463434-1	1	-	-	-	-		Connecting pipe	Anslutningsrör	B200ET	3
	1378620-7	1	-	-	-	-		Connecting pipe	Anslutningsrör	B204GT	3
16	955781-0	2	-	-	-	-		Nut	Mutter	B200ET	2
16a	965176-1	2	-	-	-	-		Flange screw	Flänsskruv	B204GT	2
17	1346395-5	1	-	-	-	-		Pulley	Remskiva	B200ET	3
18		1	-	-	-	-		Fan	Fläkt	SEE 26 • 305	
		1	-	-	-	-		Electric fan	Elfläkt	SEE 26 • 307	
19		1	-	-	-	-		V-belt	Kilrem	SEE 64 • 789	
20	3514629-9	1	-	-	-	-		Radiator hose	Kylarslang	B200ET	1
	3514450-0	1	-	-	-	-		Radiator hose	Kylarslang	B204GT	1
21	1378106-7	1	-	-	-	-		Radiator hose	Kylarslang	-1986. B200ET	1
	3514989-7	1	-	-	-	-		Radiator hose	Kylarslang	1987-. B200ET	1
	3514451-8	1	-	-	-	-		Radiator hose	Kylarslang	B204GT	1
22	943476-2	3	-	-	-	-		Hose clamp	Slangklamma		2
23	943476-2	1	-	-	-	-		Hose clamp	Slangklamma		2
24	1378592-8	1	-	-	-	-		Radiator	Kylare	(1346016) B200ET	3
	5003006-3	1	-	-	-	-	EU	Radiator, exch	Kylare, bytes		2
	3514973-1	1	-	-	-	-		Radiator	Kylare	B204GT	3
	5003715-9	1	-	-	-	-	EU	Radiator, exch	Kylare, bytes		3
25		1	-	-	-	-	NS	Radiator mounting	Kylarupphängning		
26	3514742-0	2	-	-	-	-		• Bracket	• Konsol	B200ET	2
	1276039-3	1	-	-	-	-		• Bracket	• Konsol	B204GT	3
27	1357345-6	2	-	-	-	-		• Spacer sleeve	• Distanshylsa		2
28	946934-7	2	-	-	-	-		• Flange screw	• Flänsskruv		2
29	1346006-8	2	-	-	-	-		• Rubber cushion	• Gummikudde	B200ET	3
	463304-6	1	-	-	-	-		• Rubber cushion	• Gummikudde	B204GT	3
30	1317331-5	2	-	-	-	-		• Rubber cushion	• Gummikudde	B200ET	3
	1328719-8	1	-	-	-	-		Cushion, l.h.	Kudde, v	B204GT	3
	1328720-6	1	-	-	-	-		Cushion, r.h.	Kudde, h	B204GT	3
31	1378869-0	1	-	-	-	-		Rubber bushing	Gummibussning	B200ET	2
	3531097-8	1	-	-	-	-		Seal	Tätning	B204GT	2
32	1274052-8	1	-	-	-	-		Plug	Propp	ALTER	2
33	1274962-8	1	-	-	-	-		Thermo contact	Termokontakt	B200ET, ALTER	2
	3515272-7	1	-	-	-	-		Temperature sensor	Temperaturgivare	B204GT	2
☆ 34	3547466-7	1	-	-	-	-		Expansion tank	Expansionstank	(1378880)	2
35	1357390-2	1	-	-	-	-		Filler cap	Påfyllningslock		1
36	3547315-6	1	-	-	-	-		Bracket	Konsol		3
37	947647-4	1	-	-	-	-		Screw	Skruv		2
38	1274634-3	1	-	-	-	-		Bracket	Konsol		3
39	946544-4	1	-	-	-	-		Flange screw	Flänsskruv		2
40	1317336-4	1	-	-	-	-		Radiator hose	Kylarslang	-1986. B200ET	1
	3531884-9	1	-	-	-	-		Radiator hose	Kylarslang	(1378589) B200ET. 1987-	1
	3514452-6	1	-	-	-	-		Radiator hose	Kylarslang	B204GT	1
41	943472-1	1	-	-	-	-		Hose clamp	Slangklamma		2
42	943473-9	1	-	-	-	-		Hose clamp	Slangklamma		2

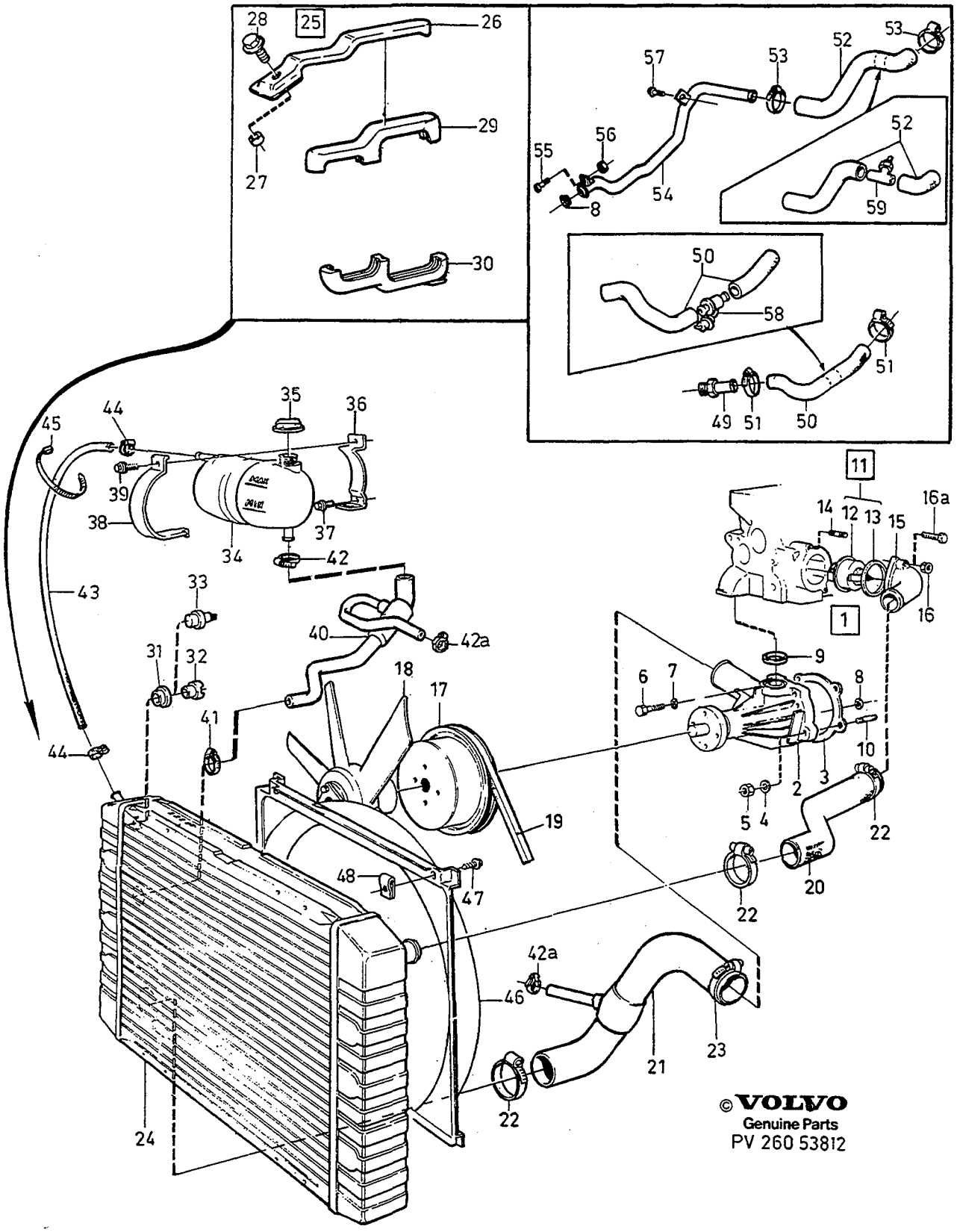

©VOLVO
Genuine Parts
PV 260 53812

A
B
C
D
E

COOLING SYSTEM — KYLSYSTEM

Group / Grupp 26

Page / Sida 291

B200ET, B204GT.

Fig	Part No. Artikel nr	Quantity / Antal A	B	C	D	E	PS	Description	Benämning	Notes Anmärkning	SR
42a	943471-3	2	-	-	-	-		Hose clamp	Slangklamma	(975275) 1987-	2
43	942700-6	X	-	-	-	-		Hose	Slang	LG 875 mm	1
44	1378257-8	2	-	-	-	-		Hose clamp	Slangklamma		2
45	948211-8	2	-	-	-	-		Strip clamp	Bandklamma		2
46	1317338-0	1	-	-	-	-		Fan shroud	Fläktkåpa		4
47	965354-4	2	-	-	-	-		Screw	Skruv		2
48	191391-2	2	-	-	-	-		Spring nut	Fjädermutter		2
49		1	-	-	-	-		Nipple	Nippel	SEE 21•101	
☆ 50	3514992-1	1	-	-	-	-		Heat hose	Värmeslang	(1336129)	1
51	943472-1	2	-	-	-	-		Hose clamp	Slangklamma		2
52	1378849-2	1	-	-	-	-		Hose	Slang	(1276380)	1
53	943472-1	2	-	-	-	-		Hose clamp	Slangklamma		2
54	1336979-8	1	-	-	-	-		Coolant pipe	Kylvätskerör	B200ET	4
	3514461-7	1	-	-	-	-		Coolant pipe	Kylvätskerör	B204GT	4
55	955273-8	1	-	-	-	-		Screw	Skruv		2
56	955781-0	1	-	-	-	-		Nut	Mutter		2
57	944926-5	1	-	-	-	-		Flange screw	Flänsskruv	B200ET	2
	945358-0	1	-	-	-	-		Flange screw	Flänsskruv	B204GT	2
58		1	-	-	-	-		Valve	Ventil	SEE 87•963	
59		1	-	-	-	-		Connector	Anslutning	SEE 87•963	

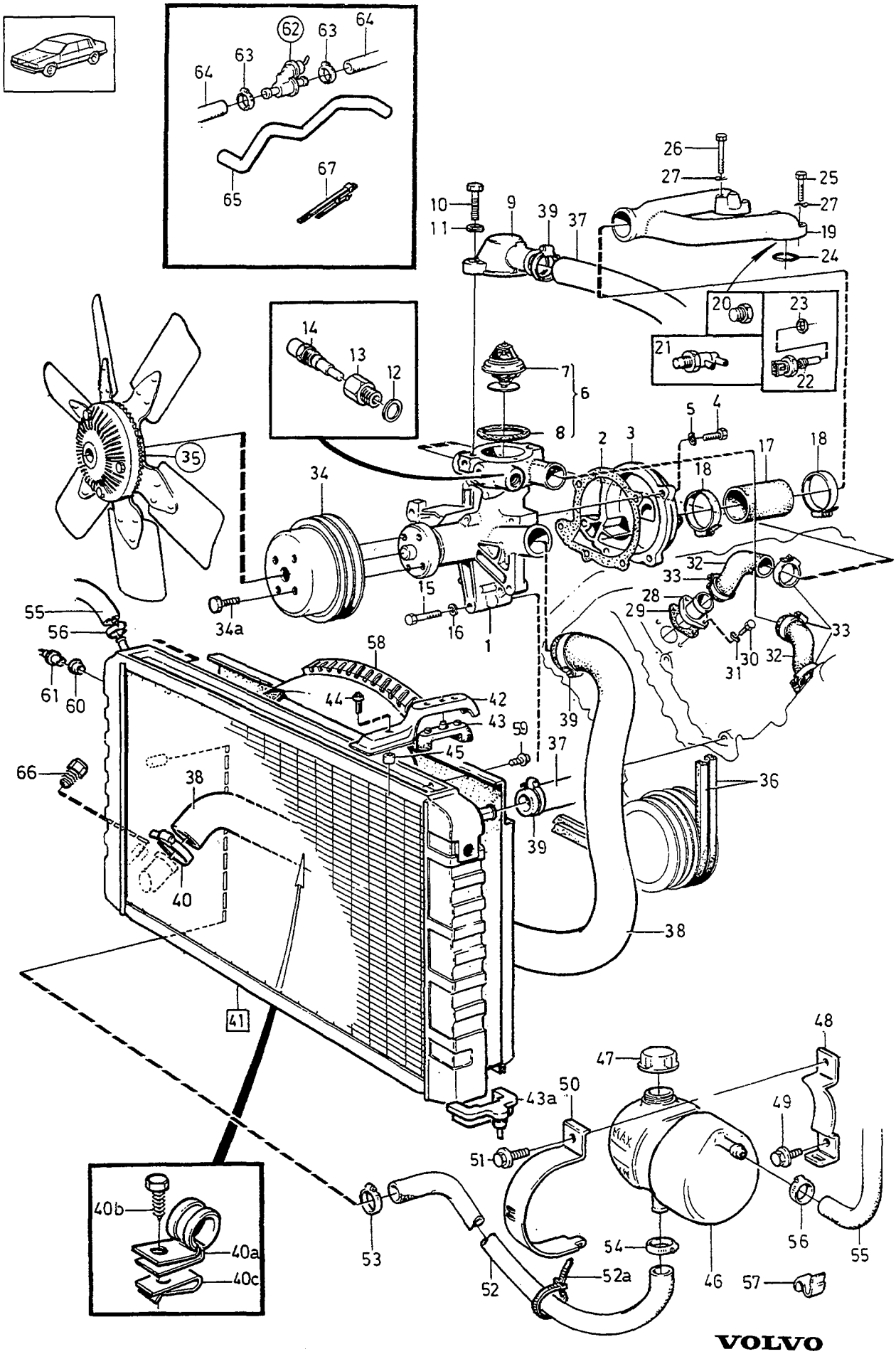

VOLVO
Genuine Parts
PV 260 47691

A
B
C
D
E

COOLING SYSTEM — KYLSYSTEM

Group / Grupp 26

Page / Sida 293

B280

Fig	Part No. Artikel nr	Quantity / Antal A	B	C	D	E	PS	Description	Benämning	Notes Anmärkning	SR
1	1269874-2	1	-	-	-	-		Coolant pump	Kylvätskepump		2
2	3514105-0	1	-	-	-	-		Gasket	Packning		1
3	1269301-6	1	-	-	-	-		Cover	Lock		5
4	947427-1	4	-	-	-	-		Screw	Skruv		2
5	946599-8	4	-	-	-	-		Spring washer	Fjäderbricka	(1218122)	2
6	273480-4	1	-	-	-	-		Thermostat kit	Termostatsats	87C-189F	1
7		1	-	-	-	-	KN	• Thermostat	• Termostat		
8	1218375-2	1	-	-	-	-	IK	• Gasket	• Packning	(245057)	1
9	1271440-8	1	-	-	-	-		Thermostat housing	Termostathus	(1271470)	3
10	946517-0	2	-	-	-	-		Screw	Skruv		2
11	946599-8	2	-	-	-	-		Spring washer	Fjäderbricka		2
12	1218331-5	1	-	-	-	-		Gasket	Packning	(1218191)	2
13	269314-1	1	-	-	-	-		Intermediate section	Mellanstycke		3
14	1219731-5	1	-	-	-	-		Thermo time sensor	Termotidgivare		3
15	948069-0	3	-	-	-	-		Screw	Skruv	(955298)	2
16	941907-8	3	-	-	-	-		Spring washer	Fjäderbricka		2
17	943370-7	X	-	-	-	-		Rubber hose	Gummislang	LG 55 mm	2
18	943478-8	2	-	-	-	-		Hose clamp	Slangklamma		2
19	1269304-0	1	-	-	-	-		Distribution pipe	Fördelningsrör		3
20	946559-2	1	-	-	-	-		Plug	Propp		2
21		1	-	-	-	-		Thermostat valve	Termostatventil	SEE 25 • 251	
22		1	-	-	-	-		Thermo time sensor	Termotidgivare	SEE 23 • 189	
23		1	-	-	-	-		Gasket	Packning	SEE 23 • 189	
24	975256-9	2	-	-	-	-		O-ring	O-ring	(947411)	2
25	947405-7	2	-	-	-	-		Screw	Skruv	LG 35 mm	2
26	947943-7	2	-	-	-	-		Screw	Skruv	LG 55 mm	2
27	946599-8	4	-	-	-	-		Spring washer	Fjäderbricka		2
28	245158-1	2	-	-	-	-		Water outlet pipe	Vattenavloppsrör		3
29	1271509-0	2	-	-	-	-		Gasket	Packning	(245069)	1
30	946480-1	4	-	-	-	-		Screw	Skruv		2
31	946599-8	4	-	-	-	-		Spring washer	Fjäderbricka		2
32	1218310-9	2	-	-	-	-		Hose	Slang		1
33	943476-2	4	-	-	-	-		Hose clamp	Slangklamma		2
34	1269941-9	1	-	-	-	-		Pulley	Remskiva		3
34a	955269-6	2	-	-	-	-		Screw	Skruv		2
35		1	-	-	-	-		Fan	Fläkt	SEE 26 • 305	
		1	-	-	-	-		Electr fan	El-fläkt	SEE 26 • 307	
36	968936-5	1	-	-	-	-		V-belt set	Kilremsats		1
37	3514981-4	1	-	-	-	-		Radiator hose upper	Kylarslang övre		1
38	3514982-2	1	-	-	-	-		Radiator hose lower	Kylarslang undre		1
39	943478-8	2	-	-	-	-		Hose clamp	Slangklamma		2
40	943476-2	1	-	-	-	-		Hose clamp	Slangklamma		2
40a	952643-5	1	-	-	-	-		Clamp	Klamma		2
40b	968476-2	1	-	-	-	-		Flange screw	Flänsskruv		2
40c	191391-2	1	-	-	-	-		Spring nut	Fjädermutter		2
41	1328831-1	1	-	-	-	-		Radiator	Kylare		3
42	1276039-3	2	-	-	-	-		Bracket	Konsol		3
43	463304-6	2	-	-	-	-		Rubber cushion upper	Gummikudde övre		3
43a	1328344-5	2	-	-	-	-		Rubber cushion lower	Gummikudde undre		3
44	946934-7	2	-	-	-	-		Flange screw	Flänsskruv		2
45	1357345-6	2	-	-	-	-		Spacer sleeve	Distanshylsa		2
☆ 46	3547466-7	1	-	-	-	-		Expansion tank	Expansionstank	(1378880)	2
47	1357390-2	1	-	-	-	-		Filler cap	Påfyllningslock		1
48	3547315-6	1	-	-	-	-		Bracket	Konsol		3
49	947647-4	1	-	-	-	-		Screw	Skruv		2
50	1274634-3	1	-	-	-	-		Bracket	Konsol	-1987	3
	3501605-4	1	-	-	-	-		Bracket	Konsol	1988-	4
51	946544-4	1	-	-	-	-		Flange screw	Flänsskruv		2
52	1271523-1	1	-	-	-	-		Radiator hose	Kylarslang	(1271469) -1987	1
	1271523-1	1	-	-	-	-		Radiator hose	Kylarslang	1988-	1
52a	948211-8	1	-	-	-	-		Strip clamp	Bandklamma	ALTER	2
53	943472-1	1	-	-	-	-		Hose clamp	Slangklamma		2

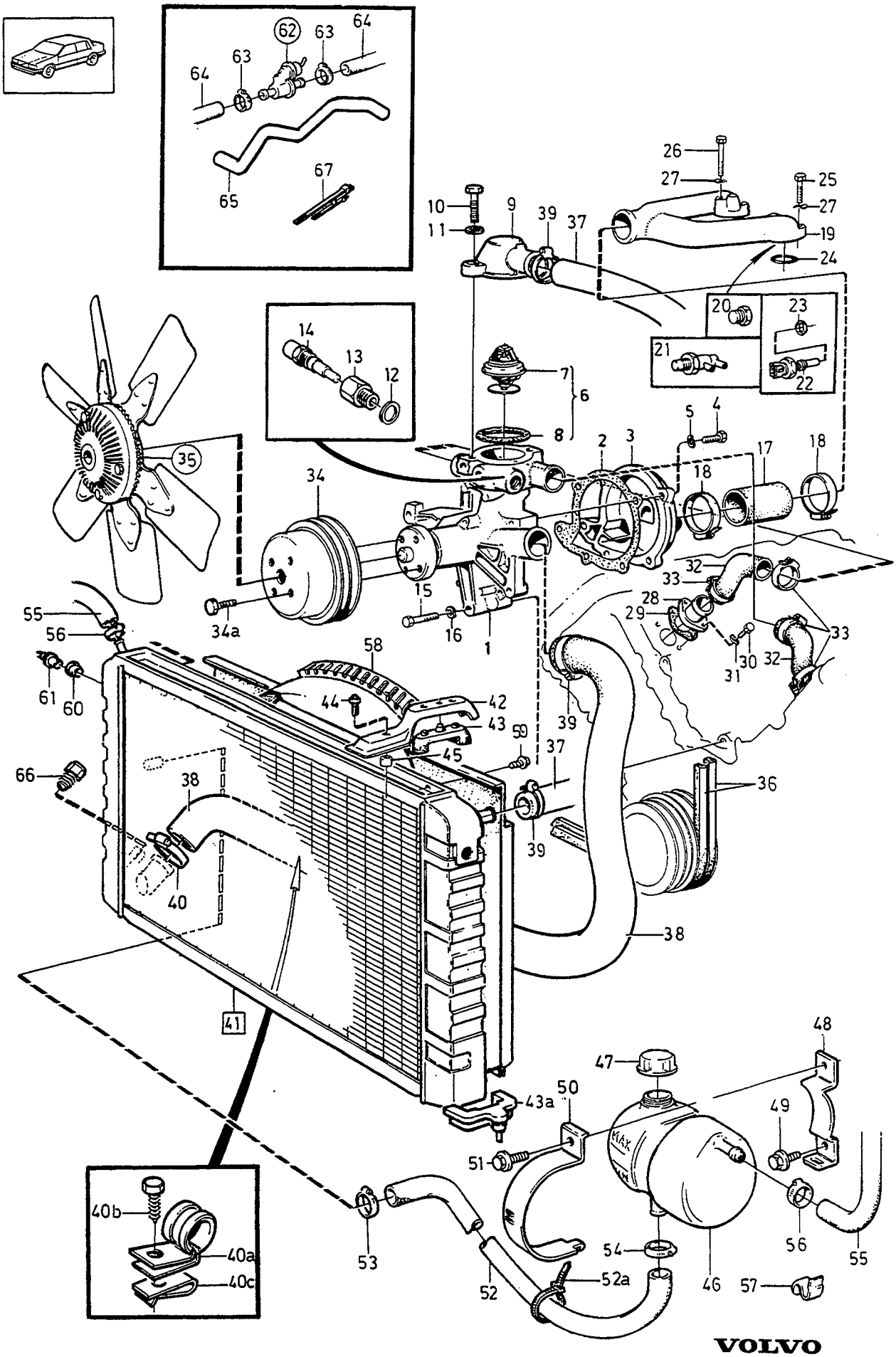

VOLVO
Genuine Parts
PV 260 47691

A
B
C
D
E

COOLING SYSTEM — KYLSYSTEM

Group / Grupp: 26

Page / Sida: 295

B280

Fig	Part No. Artikel nr	Quantity / Antal A	B	C	D	E	PS	Description	Benämning	Notes Anmärkning	SR
54	943473-9	1	-	-	-	-		Hose clamp	Slangklamma		2
55	942700-6	X	-	-	-	-		Hose	Slang	LG 875 mm	1
56	1378257-8	2	-	-	-	-		Hose clamp	Slangklamma		2
57	1306160-1	3	-	-	-	-		Clip	Clips		2
58	1274948-7	1	-	-	-	-		Fan shroud	Fläktkåpa		4
59	965354-4	2	-	-	-	-		Screw	Skruv		2
60	1378869-0	1	-	-	-	-		Rubber bushing	Gummibussning		2
61	1274962-8	-	-	-	-	-		Thermo contact	Termokontakt		2
62		1	-	-	-	-		Valve	Ventil	SEE 87•963	
63	943472-1	2	-	-	-	-		Hose clamp	Slangklamma		2
64	1271362-4	1	-	-	-	-		Hose "inlet: heater-engine"	Slang "Inlopp:värmare-motor"		2
65	1271479-6	1	-	-	-	-		Hose "outlet: pump-heater"	Slang "Utlopp:pump-värmare"	(464974)	1
66	1317841-3	1	-	-	-	-		Nipple	Nippel		3
67	3515028-3	1	-	-	-	-		Strip clamp	Bandklamma		2

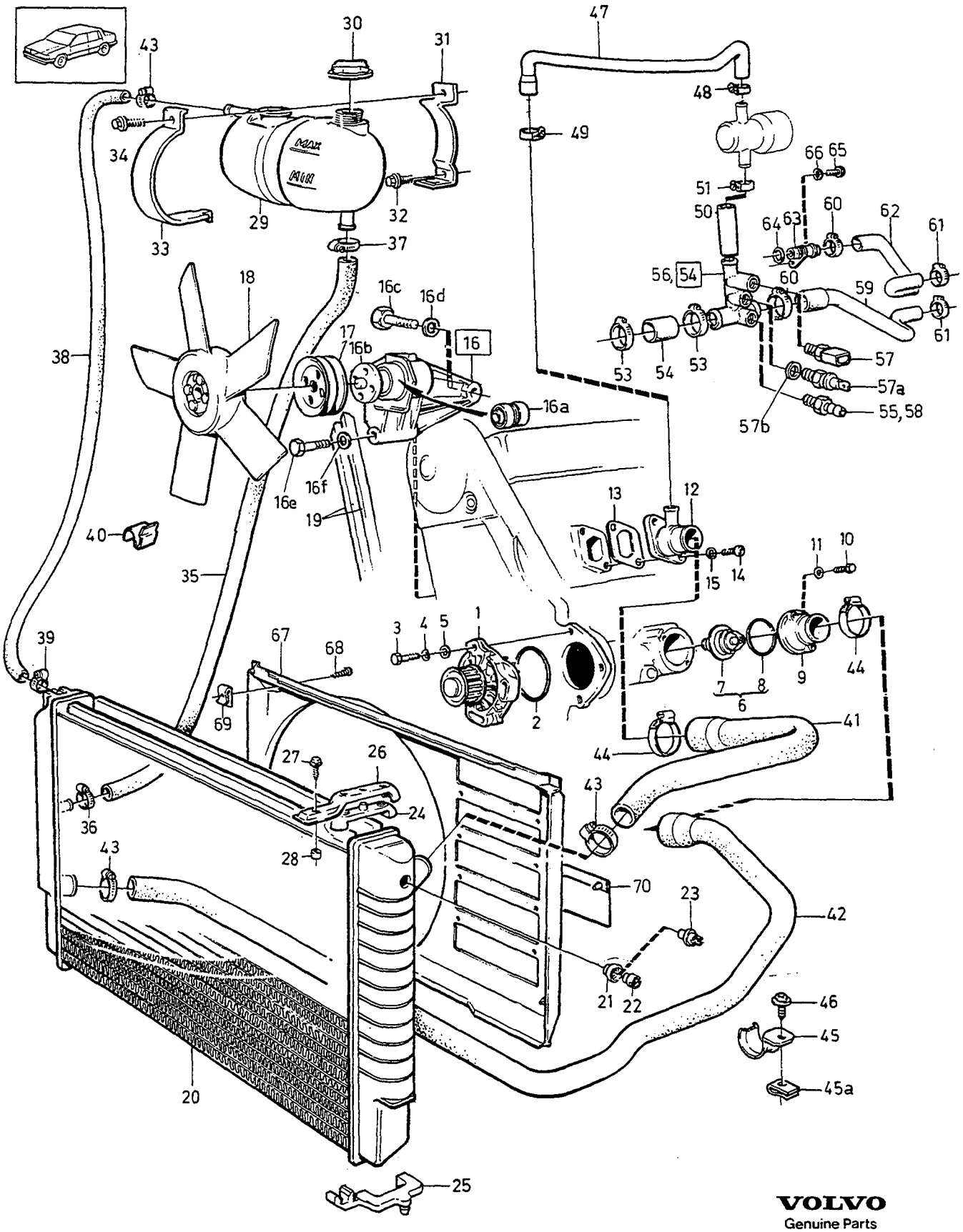

VOLVO
Genuine Parts
PV 260 47711

A
B
C
D
E

COOLING SYSTEM — KYLSYSTEM

Group / Grupp 26

Page / Sida 297

D24TIC

Fig	Part No. / Artikel nr	Quantity / Antal A	B	C	D	E	PS	Description	Benämning	Notes / Anmärkning	SR
1	*1257185*	1	-	-	-	-	NS	Coolant pump	Kylvätskepump		2
2	1257197-2	1	-	-	-	-		Sealing ring	Tätningsring		2
3	947818-1	3	-	-	-	-		Screw	Skruv	(940132)	2
4	941907-8	3	-	-	-	-		Spring washer	Fjäderbricka		2
5	1257706-0	2	-	-	-	-		Washer	Bricka		2
6	273728-6	1	-	-	-	-		Thermostat kit	Termostatsats	87C-189F	1
7		1	-	-	-	-	KN	• Thermostat	• Termostat		
8	1257183-2	1	-	-	-	-	IK	• Sealing ring	• Tätningsring		2
9	1257184-0	1	-	-	-	-		Thermostat housing	Termostathus	CH -2364.	3
	3507022-6	1	-	-	-	-		Thermostat housing	Termostathus	CH 2365-.	3
10	955273-8	2	-	-	-	-		Screw	Skruv		2
11	941906-0	2	-	-	-	-		Spring washer	Fjäderbricka		2
12	3507023-4	1	-	-	-	-		Connecting pipe	Anslutningsrör	(1328980) CH -5459.	3
	3517723-7	1	-	-	-	-		Connecting pipe	Anslutningsrör	CH 5460-.	3
13	3507032-5	1	-	-	-	-	IK	Gasket	Packning	(1257015)	1
14	942314-6	2	-	-	-	-		Screw	Skruv		2
15	941906-0	2	-	-	-	-		Spring washer	Fjäderbricka		2
16	1389546-1	1	-	-	-	-		Bracket	Konsol	(1328166) -1986	4
	1328903-8	1	-	-	-	-		Bracket	Konsol	1987-	4
16a	1257795-3	1	-	-	-	-		• Bearing	• Lager		2
16b		1	-	-	-	-	NS	• Hub	• Nav		
16c	948069-0	1	-	-	-	-		Screw	Skruv	(955298)	2
16d	941907-8	1	-	-	-	-		Spring washer	Fjäderbricka		2
16e	949366-9	2	-	-	-	-		Screw	Skruv	(955326)	2
16f	941908-6	2	-	-	-	-		Spring washer	Fjäderbricka		2
17	1257640-1	1	-	-	-	-		Pulley	Remskiva	-1986	3
	1328793-3	1	-	-	-	-		Pulley	Remskiva	1987-	3
18		1	-	-	-	-		Fan	Fläkt	SEE 26•305	
19	968326-9	1	-	-	-	-		V-belt	Kilrem	-1986, 47 X 1175	1
	968910-0	1	-	-	-	-		V-belt	Kilrem	1987-, 47 X 1150	1
20	1328932-7	1	-	-	-	-		Radiator	Kylare	MAN.TRANS	3
	5003675-5	1	-	-	-	-	EU	Radiator, exch	Kylare, bytes		3
	1328933-5	1	-	-	-	-		Radiator	Kylare	AUTO.TRANS	3
	5003676-3	1	-	-	-	-	EU	Radiator, exch	Kylare, bytes		3
21	1378869-0	1	-	-	-	-		Rubber bushing	Gummibussning		2
22	1274052-8	1	-	-	-	-		Plug	Propp		2
23	1274962-8	1	-	-	-	-		Thermo contact	Termokontakt		2
24	463304-6	2	-	-	-	-		Rubber cushion	Gummikudde		3
25	1328719-8	1	-	-	-	-		Cushion, l.h.	Kudde, v		3
	1328720-6	1	-	-	-	-		Cushion, r.h.	Kudde, h		3
26	1276039-3	2	-	-	-	-		Bracket	Konsol		3
27	946934-7	2	-	-	-	-		Flange screw	Flänsskruv		2
28	1357345-6	2	-	-	-	-		Spacer sleeve	Distanshylsa		2
29	3547466-7	1	-	-	-	-		Expansion tank	Expansionstank	(1378880)	2
30	1357390-2	1	-	-	-	-		Filler cap	Påfyllningslock		1
31	3547315-6	1	-	-	-	-		Bracket	Konsol		3
32	947647-4	1	-	-	-	-		Screw	Skruv		2
33	1274634-3	1	-	-	-	-		Bracket	Konsol		3
34	946544-4	1	-	-	-	-		Flange screw	Flänsskruv		2
35	1276378-5	1	-	-	-	-		Radiator hose	Kylarslang		1
36	943472-1	1	-	-	-	-		Hose clamp	Slangklamma		2
37	943473-9	1	-	-	-	-		Hose clamp	Slangklamma		2
38	942700-6	X	-	-	-	-		Hose	Slang	LG 875 mm	1
39	1378257-8	2	-	-	-	-		Hose clamp	Slangklamma		2
40	1306160-1	1	-	-	-	-		Clip	Clips		2
41	3507083-8	1	-	-	-	-		Radiator hose	Kylarslang		1
42	1257992-6	1	-	-	-	-		Radiator hose	Kylarslang	CH -2364.	1
	3507084-6	1	-	-	-	-		Radiator hose	Kylarslang	CH 2365-.	1
43	943476-2	2	-	-	-	-		Hose clamp	Slangklamma		2
44	943478-8	2	-	-	-	-		Hose clamp	Slangklamma	CH -2364.	2
	943476-2	2	-	-	-	-		Hose clamp	Slangklamma	CH 2365-.	2
45	952643-5	2	-	-	-	-		Clamp	Klamma		2

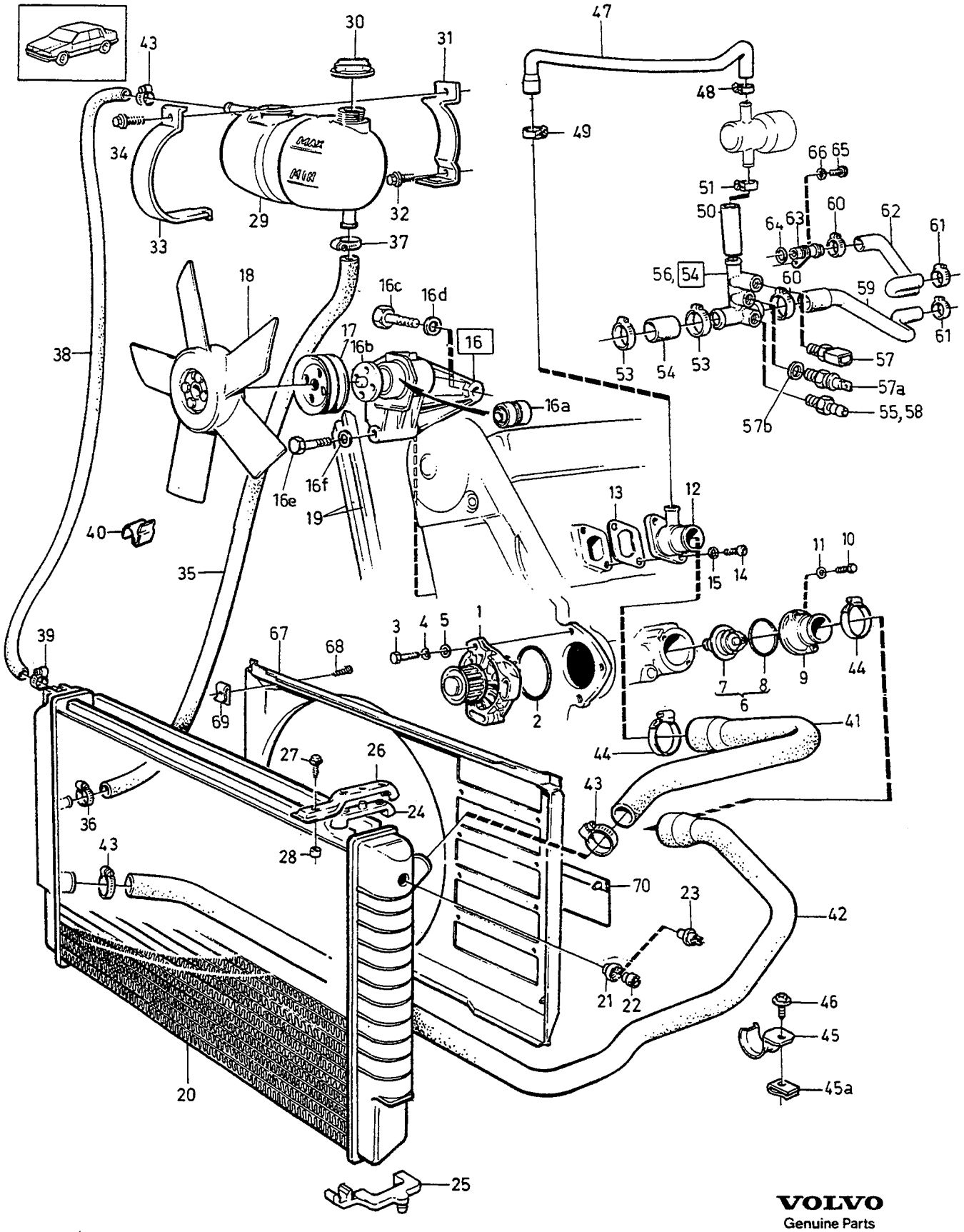

VOLVO
Genuine Parts
PV 260 47711

A
B
C
D
E

COOLING SYSTEM — KYLSYSTEM

Group / Grupp: 26

Page / Sida: 299

D24TIC

Fig	Part No. Artikel nr	Quantity / Antal A	B	C	D	E	PS	Description	Benämning	Notes Anmärkning	SR
45a	191391-2	2	-	-	-	-		Spring nut	Fjädermutter		2
46	968476-2	1	2	-	-	-		Flange screw	Flänsskruv		2
47	1328973-1	1	-	-	-	-		Hose	Slang		3
48	943472-1	1	-	-	-	-		Hose clamp	Slangklamma		2
49	943471-3	1	-	-	-	-		Hose clamp	Slangklamma	(975275)	2
50	1257448-9	1	-	-	-	-		Hose	Slang		3
51	943471-3	2	-	-	-	-		Hose clamp	Slangklamma	(975275)	2
52	1328452-6	1	-	-	-	-		Hose	Slang		3
53	943474-7	2	-	-	-	-		Hose clamp	Slangklamma		2
54	1328448-4	1	-	-	-	-		Connecting pipe	Anslutningsrör	-1986	3
55	966723-9	1	-	-	-	-		•Nipple	•Nippel	-1986	3
56	1328892-3	1	-	-	-	-		Connecting pipe	Anslutningsrör	1987- 1)	3
	1328458-3	1	-	-	-	-		Connecting pipe	Anslutningsrör	2)	3
57	1362643-7	1	-	-	-	-		Temperature sensor	Temperaturgivare	1987-	2
57a	3515613-2	1	-	-	-	-		Thermo contact	Termokontakt	(1362648)	2
57b	18665-0	1	-	-	-	-		Gasket	Packning		2
58	966723-9	1	-	-	-	-		Nipple	Nippel	1987-	3
59	1328110-0	1	-	-	-	-		Hose	Slang		3
60	943474-7	2	-	-	-	-		Hose clamp	Slangklamma		2
61	943472-1	2	-	-	-	-		Hose clamp	Slangklamma		2
62	3507087-9	1	-	-	-	-		Heat hose	Värmeslang		1
63	1257041-2	1	-	-	-	-		Nipple	Nippel		3
64	1257295-4	1	-	-	-	-		O-ring	O-ring		2
65	955283-7	1	-	-	-	-		Screw	Skruv		2
66	941907-8	1	-	-	-	-		Spring washer	Fjäderbricka		2
67	1328832-9	1	-	-	-	-		Fan shroud	Fläktkåpa	-1986	4
	1378144-8	1	-	-	-	-		Fan shroud	Fläktkåpa	1987-	4
68	965354-4	2	-	-	-	-		Screw	Skruv		2
69	191391-2	2	-	-	-	-		Spring nut	Fjädermutter		2
70	1257462-0	5	-	-	-	-		Non-return valve	Backventil		3

1) CH -6499.
2) CH 6793-

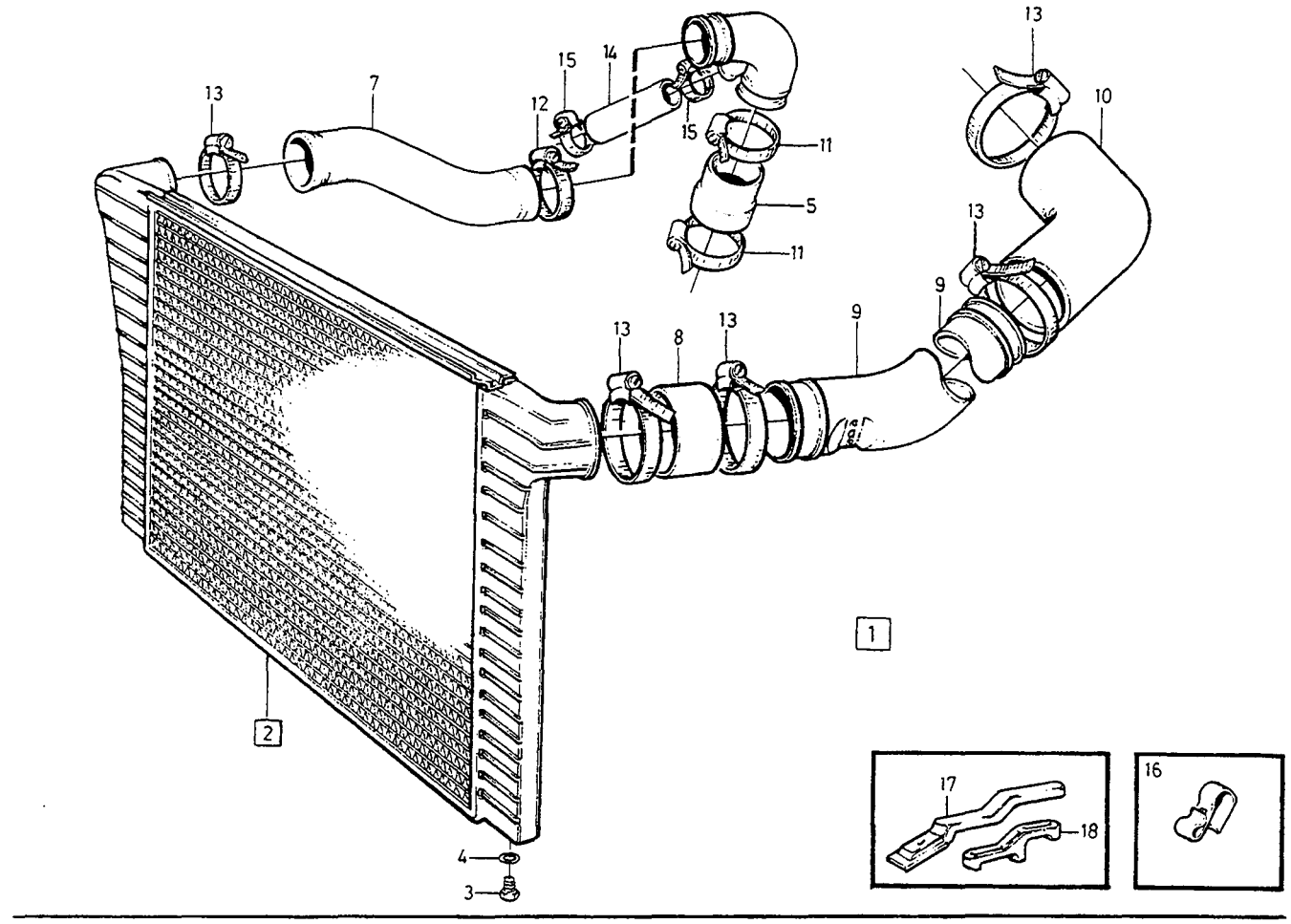

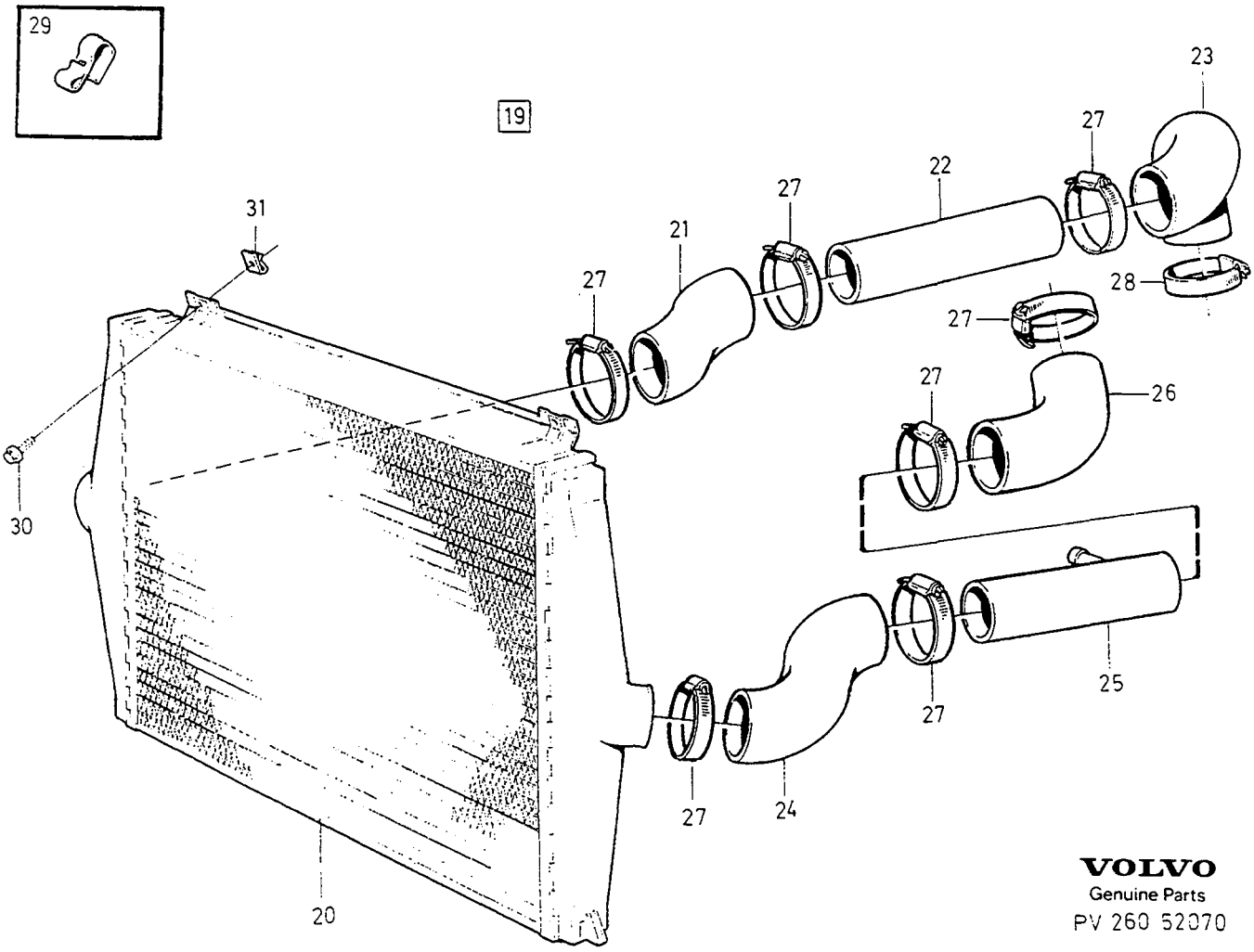

VOLVO
Genuine Parts
PV 260 52070

A	B200ET
B	B204GT
C	
D	
E	

CHARGE-AIR COOLERS — LADDLUFTKYLNING

Group / Grupp: 26
Page / Sida: 301

Fig	Part No. / Artikel nr	Quantity / Antal A	B	C	D	E	PS	Description	Benämning	Notes / Anmärkning	SR
1		1	-	-	-	-	NS	Charge-air coolers	Laddluftkylning		
2	1317319-0	1	-	-	-	-		• Charge air cooler	• Laddluftkylare		3
3	1332139-3	1	-	-	-	-		•• Plug	•• Plugg		2
4	949657-1	1	-	-	-	-	IK	•• O-ring	•• O-ring		2
5	1276963-4	1	-	-	-	-		• Hose	• Slang		3
6	1336438-5	1	-	-	-	-		• Pipe	• Rör		3
7	1336815-4	1	-	-	-	-		• Hose	• Slang		3
8	1336814-7	1	-	-	-	-		• Hose	• Slang		3
9	1357379-5	1	-	-	-	-		• Pipe	• Rör		3
10	1357550-1	1	-	-	-	-		• Hose	• Slang		3
11	943479-6	2	-	-	-	-		• Clamp	• Klamma	(966656)	2
12	967765-9	1	-	-	-	-		• Hose clamp	• Slangklamma		2
13	967764-2	5	-	-	-	-		• Hose clamp	• Slangklamma		3
14	1336977-2	1	-	-	-	-		• Hose	• Slang		3
15	943475-4	2	-	-	-	-		• Hose clamp	• Slangklamma		2
16	1357202-9	16	-	-	-	-		• Retainer	• Hållare		2
17		2	-	-	-	-		• Bracket	• Konsol	SEE 26 • 289	
18		2	-	-	-	-		• Rubber cushion	• Gummikudde	SEE 26 • 289	
19		-	-	-	-	-		Charge-air coolers	Laddluftkylning		
20	1328723-0	-	1	-	-	-		• Charge air cooler	• Laddluftkylare		3
21	3517744-3	-	1	-	-	-		• Hose	• Slang		3
22	3547629-0	-	1	-	-	-		• Pipe	• Rör	(3517743)	3
23	3517742-7	-	1	-	-	-		• Hose	• Slang		3
24	3517745-0	-	1	-	-	-		• Hose	• Slang		3
25	3514938-4	-	1	-	-	-		• Pipe	• Rör		3
26	3517748-4	-	1	-	-	-		• Hose	• Slang		3
27	967764-2	-	7	-	-	-		• Hose clamp	• Slangklamma		3
28	943479-6	-	1	-	-	-		• Clamp	• Klamma	(966656)	2
29	1357202-9	-	16	-	-	-		• Retainer	• Hållare		2
30	965354-4	-	2	-	-	-		• Screw	• Skruv		2
31	191391-2	-	2	-	-	-		• Spring nut	• Fjädermutter		2

1

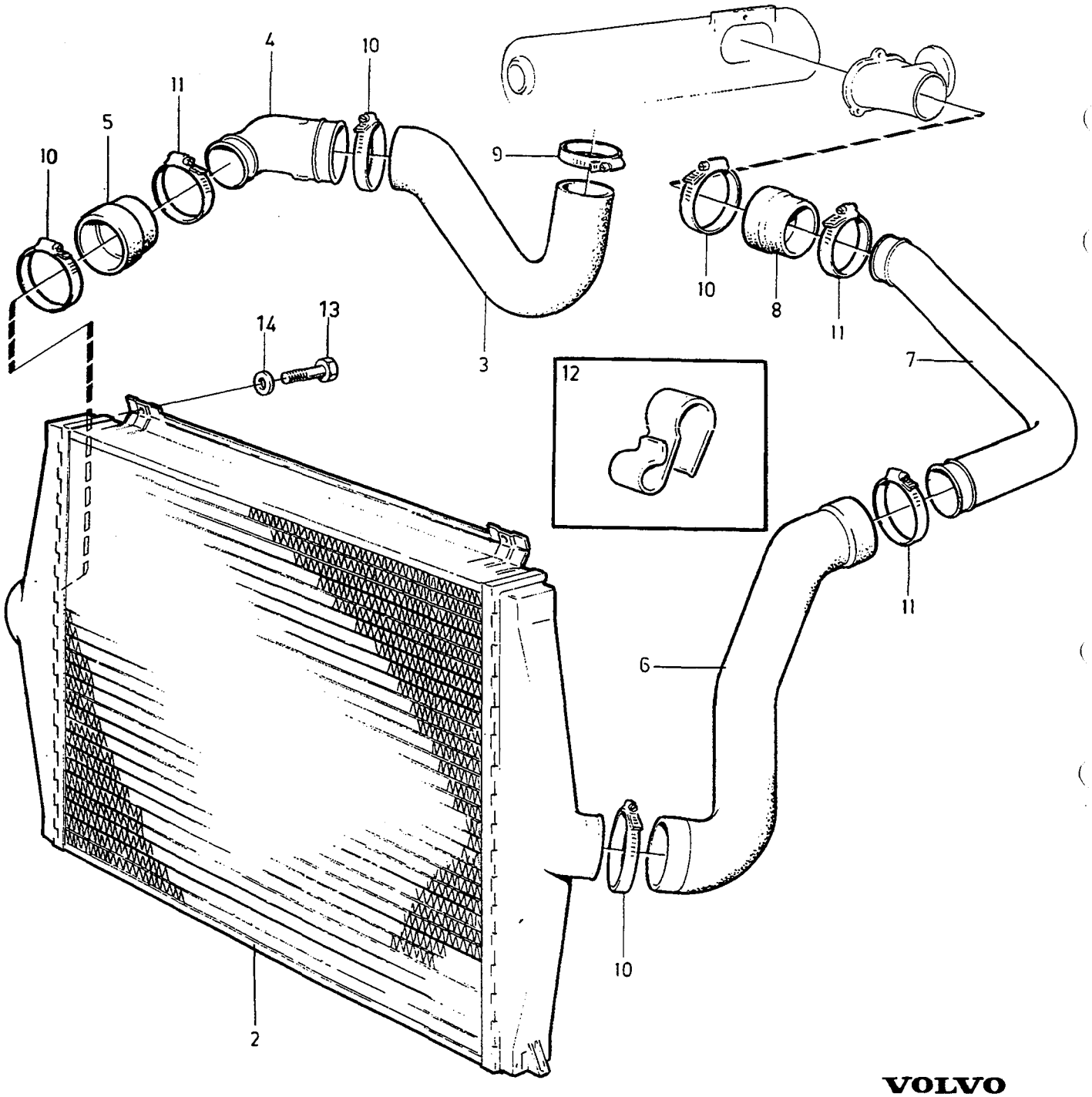

VOLVO
Genuine Parts
PV 260 44734

A
B
C
D
E

CHARGE-AIR COOLERS — LADDLUFTKYLNING

Group / Grupp 26

Page / Sida 303

D24TIC

Fig	Part No. Artikel nr	Quantity / Antal A	B	C	D	E	PS	Description	Benämning	Notes Anmärkning	SR
1		1	-	-	-	-		Charge air cooler with fittings	Laddluftkylare med monteringsdetaljer		
2	1328723-0	1	-	-	-	-		• Charge air cooler	• Laddluftkylare		3
3	1367972-5	1	-	-	-	-		• Hose	• Slang	(1328532)	3
4	3501035-4	1	-	-	-	-		• Pipe elbow	• Rörkrök	(1367450)	3
5	1367461-9	1	-	-	-	-		• Hose	• Slang		3
6	1328535-8	1	-	-	-	-		• Hose	• Slang		3
7	1328536-6	1	-	-	-	-		• Pipe	• Rör		3
8	1274717-6	1	-	-	-	-		• Hose	• Slang		3
9	943479-6	1	-	-	-	-		• Clamp	• Klamma	(966656)	2
10	967765-9	4	-	-	-	-		• Hose clamp	• Slangklamma		2
11	967764-2	3	-	-	-	-		• Hose clamp	• Slangklamma		3
12	1357202-9	16	-	-	-	-		• Retainer	• Hållare		2
13	970984-1	2	-	-	-	-		• Screw	• Skruv	(955354)	2
14	960138-6	2	-	-	-	-		• Washer	• Bricka		2

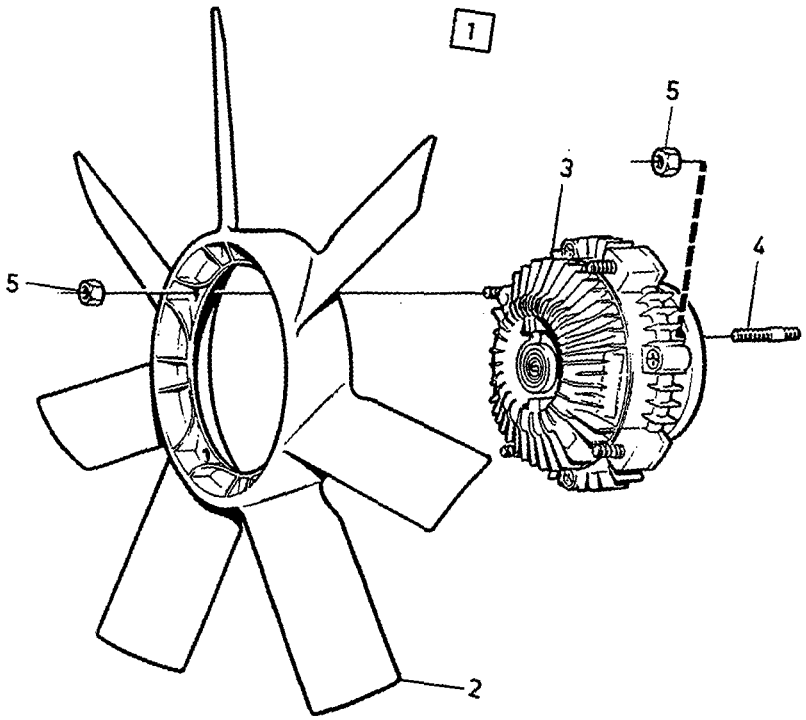
1
5
3
4
5
2

A	B200ET
B	D24TIC
C	B280
D	
E	

FAN — FLÄKT

Group / Grupp: 26

Page / Sida: 305

Fig	Part No. / Artikel nr	Quantity / Antal A	B	C	D	E	PS	Description	Benämning	Notes / Anmärkning	SR
1		1	1	1	-	-	NS	Fan thermostatic	Fläkt termoreglerad		
2	1274942-0	1	-	-	-	-		• Fan	• Fläkt	O.DIA 410 mm	2
	1257443-0	-	1	-	-	-		• Fan	• Fläkt	-1986. O.DIA 380mm	2
	1328836-0	-	1	-	-	-		• Fan	• Fläkt	1987-. O.DIA 410mm	2
	1274964-4	-	-	1	-	-		• Fan	• Fläkt	O.DIA 430 mm	2
3	1306259-1	1	-	-	-	-		• Slip clutch	• Slirkoppling		3
	1328622-4	-	1	-	-	-		• Slip clutch	• Slirkoppling	-1986	3
	1328835-2	-	1	-	-	-		• Slip clutch	• Slirkoppling	1987-	3
	1274963-6	-	-	1	-	-		• Slip clutch	• Slirkoppling		3
4	1266775-4	4	4	4	-	-		• Stud	• Pinnskruv		2
5	945407-5	8	8	8	-	-		• Flange nut	• Flänsmutter		2

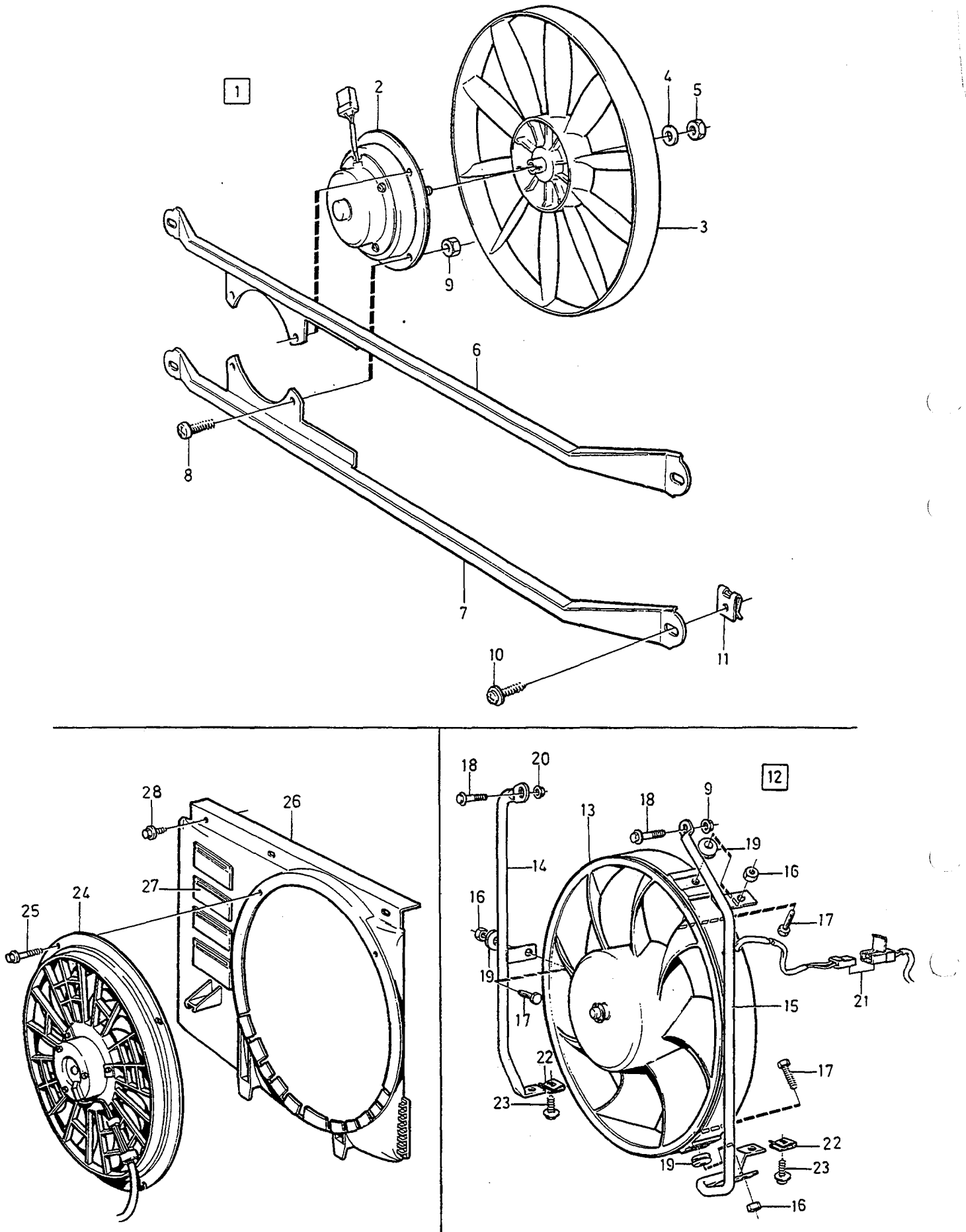
1
2
3
4
5
6
7
8
9
10
11
12
13
14
15
16
17
18
19
20
21
22
23
24
25
26
27
28

A	B200ET. -1986
B	B200ET,B280. 1987-
C	B204GT
D	
E	

ELECTRIC FAN — EL-FLÄKT

Group / Grupp: 26

Page / Sida: 307

Fig	Part No. Artikel nr	Quantity / Antal A	B	C	D	E	PS	Description	Benämning	Notes Anmärkning	SR
1		1	-	-	-	-	NS	Electric fan	El-fläkt		
2	1274496-7	1	-	-	-	-		•Fan motor	•Fläktmotor		4
3	1274497-5	1	-	-	-	-		•Fan	•Fläkt		2
4	955894-1	1	-	-	-	-		•Washer	•Bricka		2
5	949847-8	1	-	-	-	-		•Nut	•Mutter		2
6		1	-	-	-	-	NS	Bracket, upper	Konsol, övre		
7		1	-	-	-	-	NS	Bracket, lower	Konsol, undre		
8	956076-4	4	-	-	-	-		Screw	Skruv		2
9	965483-1	4	-	-	-	-		Flange nut	Flänsmutter		2
10	972079-8	4	-	-	-	-		Screw	Skruv	(965395)	2
11	191391-2	4	-	-	-	-		Spring nut	Fjädermutter		2
12		-	1	-	-	-	NS	Electr fan	El-fläkt		
13	1378711-4	-	1	-	-	-		Electric fan	Elfläkt		4
14	1378545-6	- ✓	1	-	-	-		Bracket, l.h.	Konsol, v		3
15	1378544-9	- ✓	1	-	-	-		Bracket, r.h.	Konsol, h		3
16	949278-6	-	3	-	-	-		Flange lock nut	Flänslåsmutter		2
17	955272-0	-	3	-	-	-		Screw	Skruv		2
18	946544-4	-	2	-	-	-		Flange screw	Flänsskruv		2
19	40136-4	-	3	-	-	-		Rubber bushing	Gummibussning	-1987	2
	1378822-9	-	3	-	-	-		Rubber bushing	Gummibussning	1988-	2
20	945407-5	-	1	-	-	-		Flange nut	Flänsmutter		2
21		-	1	-	-	-		Cable harness	Ledningsmatta	SEE 37•487	
22	948571-5	-	2	-	-	-		Spring nut	Fjädermutter		2
23	965349-4	-	2	-	-	-		Screw	Skruv		2
24	1397495-1	-	-	1	-	-		Electric fan	Elfläkt	-1990	2
	3547860-1	-	-	1	-	-		Electric fan	Elfläkt	1991-	2
25	972349-5	-	-	2	-	-		Screw	Skruv		2
26	1397496-9	-	-	1	-	-		Fan shroud	Fläktkåpa		4
27	1257462-0	-	-	4	-	-		Non-return valve	Backventil		3
28	965354-4	-	-	3	-	-		Screw	Skruv		2

ENGINE CONTROLS / MOTORREGLAGE

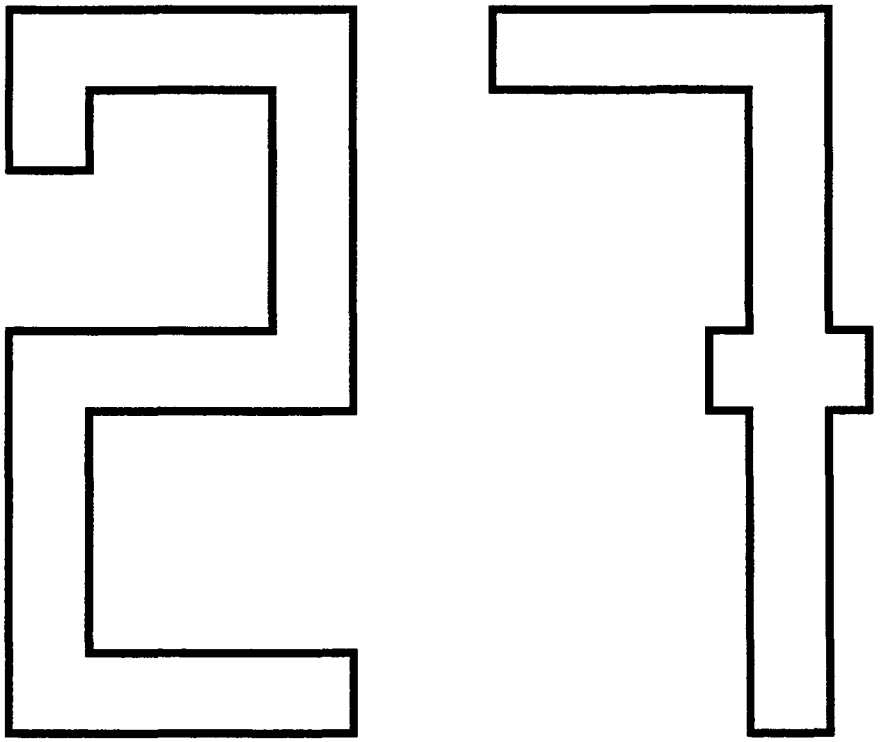

A
B
C
D
E

SUB GROUP
ENGINE CONTROLS

UNDERGRUPP
MOTORREGLAGE

Group
Grupp
27

Page
Sida
309

Fig	Part No. Artikel nr	Quantity / Antal A	B	C	D	E	PS	Description	Benämning	Notes Anmärkning	SR
								B200ET	B200ET		
		-	-	-	-	-		Accelerator linkage	Gasreglage	SEE 27•311	
		-	-	-	-	-		Control pulley with fittings	Reglagerulle med monteringsdetaljer	SEE 27•315	
		-	-	-	-	-		Cruise control	Konstantfarthållare	SEE 27•323	
								B204GT	B204GT		
		-	-	-	-	-		Accelerator linkage	Gasreglage	SEE 27•311	
		-	-	-	-	-		Control pulley with fittings	Reglagerulle med monteringsdetaljer	SEE 27•315	
		-	-	-	-	-		Cruise control	Konstantfarthållare	SEE 27•325	
								B280E/F	B280E/F		
								Accelerator linkage	Gasreglage		
		-	-	-	-	-		•-1990	•-1990	SEE 27•311	
		-	-	-	-	-		•1991-	•1991-	SEE 27•313	
		-	-	-	-	-		Control pulley with fittings	Reglagerulle med monteringsdetaljer	SEE 27•317	
								Cruise control	Konstantfarthållare		
		-	-	-	-	-		•-1989	•-1989	SEE 27•327	
		-	-	-	-	-		•1990-	•1990-	SEE 27•329	
								D24TIC	D24TIC		
		-	-	-	-	-		Accelerator linkage	Gasreglage	SEE 27•311	
								Control pulley with fittings	Reglagerulle med monteringsdetaljer		
		-	-	-	-	-		•1986	•1986	SEE 27•319	
		-	-	-	-	-		•1987-	•1987-	SEE 27•321	
								Cruise control	Konstantfarthållare		
		-	-	-	-	-		•-1989	•-1989	SEE 27•331	
		-	-	-	-	-		•1990	•1990	SEE 27•333	

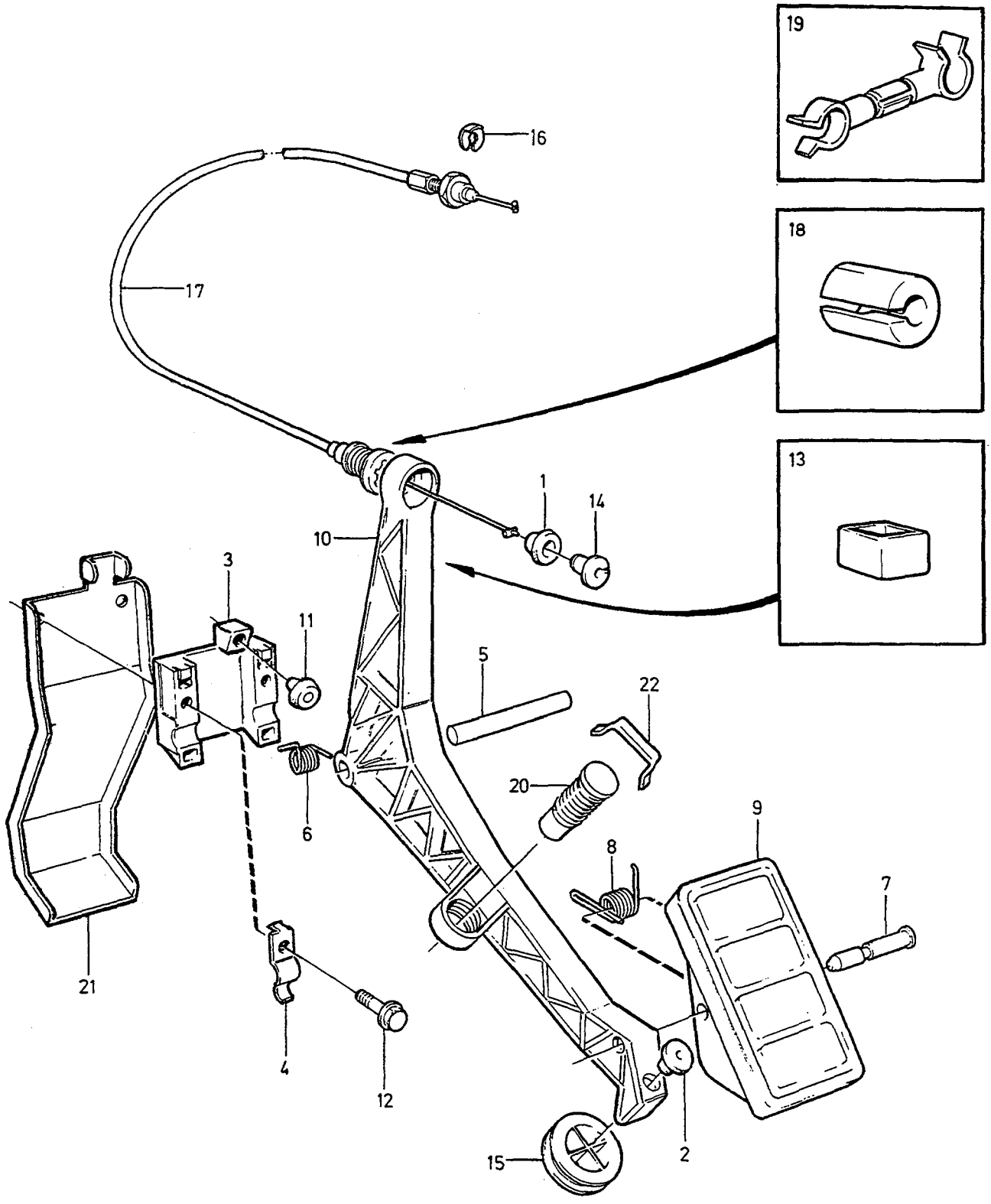
19
16
18
17
13
1
14
10
3
11
5
22
20
6
9
8
7
21
4
12
15
2

A	B200ET,B280E,B280F
B	D24TIC
C	B204GT
D	
E	

ACCELERATOR LINKAGE — GASREGLAGE

Group / Grupp: 27

Page / Sida: 311

-1990

Fig	Part No. / Artikel nr	Quantity / Antal A	B	C	D	E	PS	Description	Benämning	Notes / Anmärkning	SR
1	1272403-5	1	-	1	-	-		Buffer	Buffert		2
	1330442-3	-	1	-	-	-		Buffer	Buffert		1
2	1272762-4	1	-	1	-	-		Pedal stop	Pedalstopp		3
	1359384-3	-	1	-	-	-		Pedal stop	Pedalstopp		3
3	1330781-4	1	1	-	-	-		Bearing	Lager		2
4	1272618-8	2	2	-	-	-		Cap	Överfall		2
5	1273462-0	1	1	1	-	-		Shaft	Axel		4
6	1273333-3	1	1	-	-	-		Spring	Fjäder		2
7	1273463-8	1	1	1	-	-		Bolt	Bult		2
8	1272764-0	1	1	1	-	-		Spring	Fjäder		2
9	1272001-7	1	1	1	-	-		Pedal plate	Pedalplatta		3
10	1389823-4	1	1	-	-	-		Lever	Hävarm	1) (1359363)	4
	3514552-3	1	1	1	-	-		Lever	Hävarm	2)	4
11	1272762-4	1	1	-	-	-		Pedal stop	Pedalstopp		3
12	949943-5	2	2	-	-	-		Screw	Skruv		2
13	1330443-1	-	1	1	-	-		Vibration damper	Svängningsdämpare		4
14	1272404-3	1	1	1	-	-		Retainer	Hållare		2
15	1272413-4	1	1	1	-	-		Pedal stop	Pedalstopp		3
16	947515-3	1	1	-	-	-		E-circlip	Spårryttare		2
17	3514927-7	1	-	-	-	-		Throttle control cable	Gasreglagewire	B200ET	1
	3501200-4	1	-	-	-	-		Throttle control cable	Gasreglagewire	B280	1
	3514406-2	-	1	-	-	-		Throttle control cable	Gasreglagewire	(3517128)	1
	3514941-8	-	-	1	-	-		Throttle control cable	Gasreglagewire		1
18	3517070-3	-	1	1	-	-		Absorber	Dämpare		1
19	3547033-5	-	-	1	-	-		Retainer	Hållare		3
20	1367236-5	1	-	-	-	-		Stop	Anslag	AUTO.TRANS	2
21	1367856-0	1	-	-	-	-		Plate, l.h.	Platta, v	AUTO.TRANS	3
22	1367431-2	1	-	-	-	-		Lock plate	Låsplåt	AUTO.TRANS	2

1) CH -6499.
2) CH 6793-

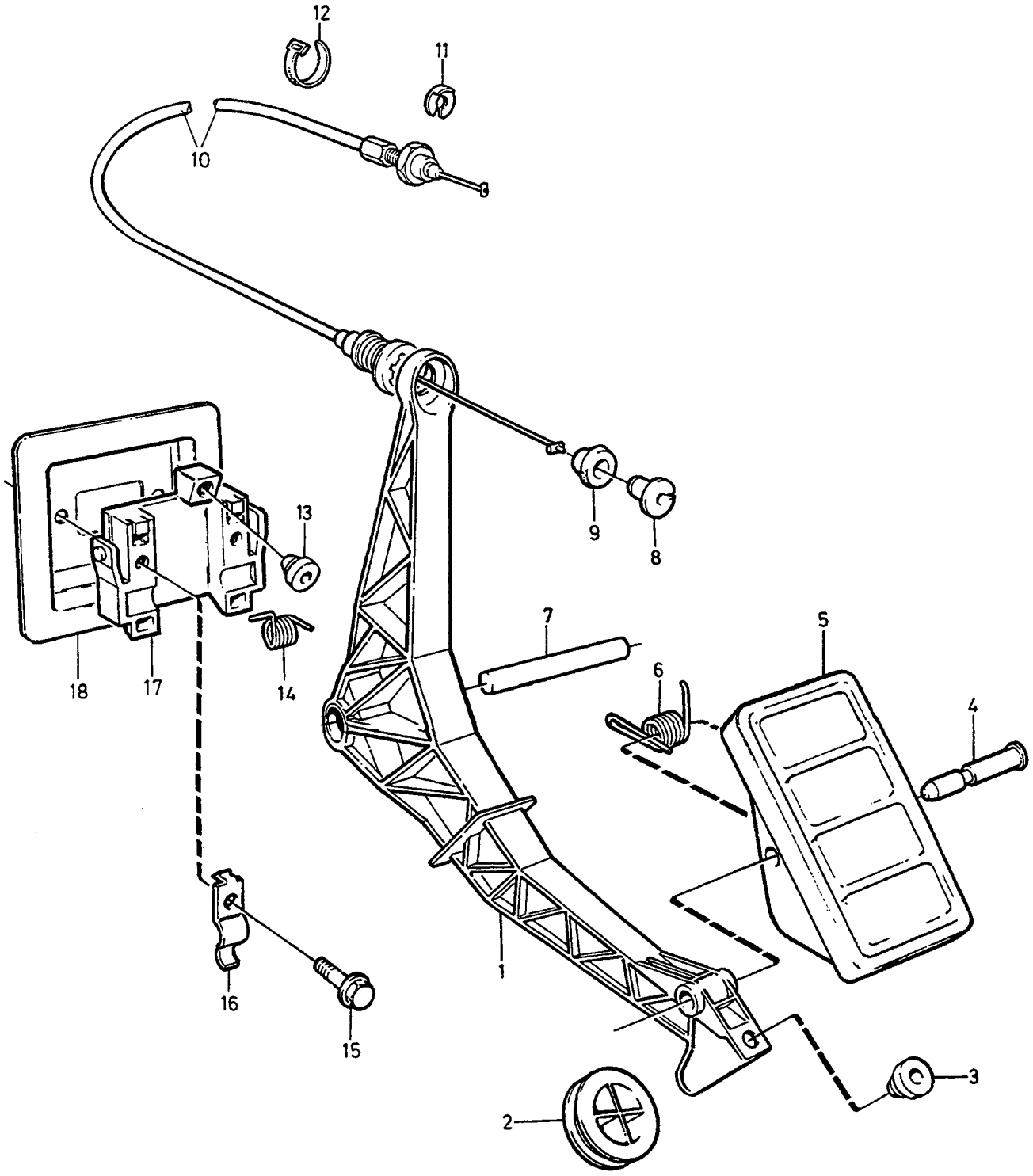

VOLVO
Genuine Parts
PV 270 55254

A	B280F	ACCELERATOR LINKAGE GASREGLAGE	Group Grupp 27
B			Page Sida 313
C			
D			
E		1991-	

Fig	Part No. Artikel nr	Quantity / Antal A	B	C	D	E	PS	Description	Benämning	Notes Anmärkning	SR
1	3531854-2	1	-	-	-	-		Lever	Hävarm		4
2	1272413-4	1	-	-	-	-		Pedal stop	Pedalstopp		3
3	1272762-4	1	-	-	-	-		Pedal stop	Pedalstopp		3
4	1273463-8	1	-	-	-	-		Bolt	Bult		2
5	1272001-7	1	-	-	-	-		Pedal plate	Pedalplatta		3
6	1272764-0	1	-	-	-	-		Spring	Fjäder		2
7	1273462-0	1	-	-	-	-		Shaft	Axel		4
8	1272404-3	1	-	-	-	-		Retainer	Hållare		2
9	1272403-5	1	-	-	-	-		Buffer	Buffert		2
	1330808-5	1	-	-	-	-		Buffer	Buffert	1)	3
10	3547286-9	1	-	-	-	-		Throttle control cable	Gasreglagewire		1
11	947515-3	1	-	-	-	-		E-circlip	Spårryttare		2
12	948211-8	X	-	-	-	-		Strip clamp	Bandklamma		2
13	1272762-4	1	-	-	-	-		Pedal stop	Pedalstopp		3
14	1273333-3	1	-	-	-	-		Spring	Fjäder		2
15	949943-5	2	-	-	-	-		Screw	Skruv		2
16	1272618-8	2	-	-	-	-		Cap	Överfall		2
17	3517124-8	1	-	-	-	-		Support plate	Lagring		2
18	3531849-2	1	-	-	-	-		Sealing plate	Tätningsplåt		4

1) Service alternative. / Service alternative.

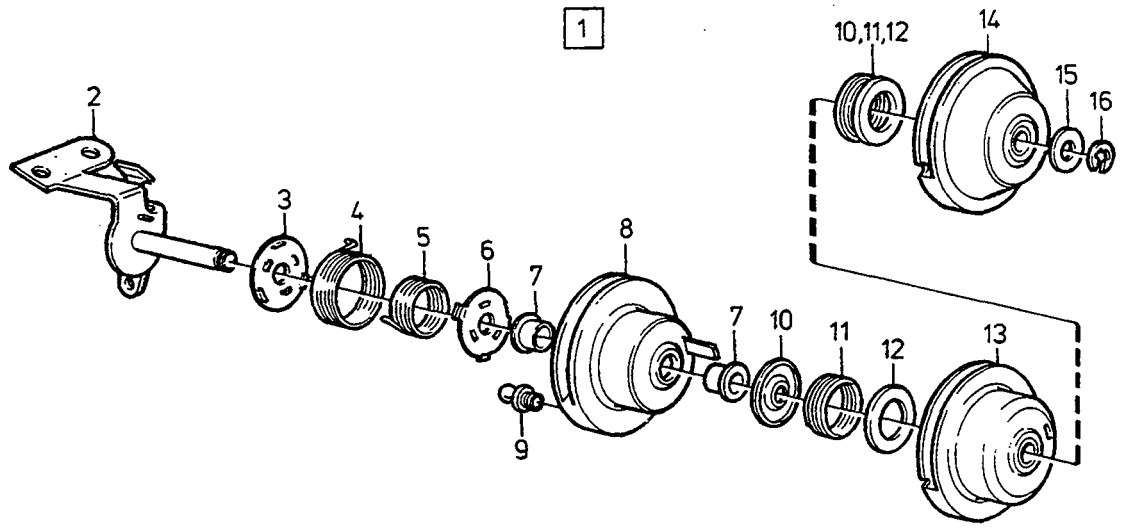

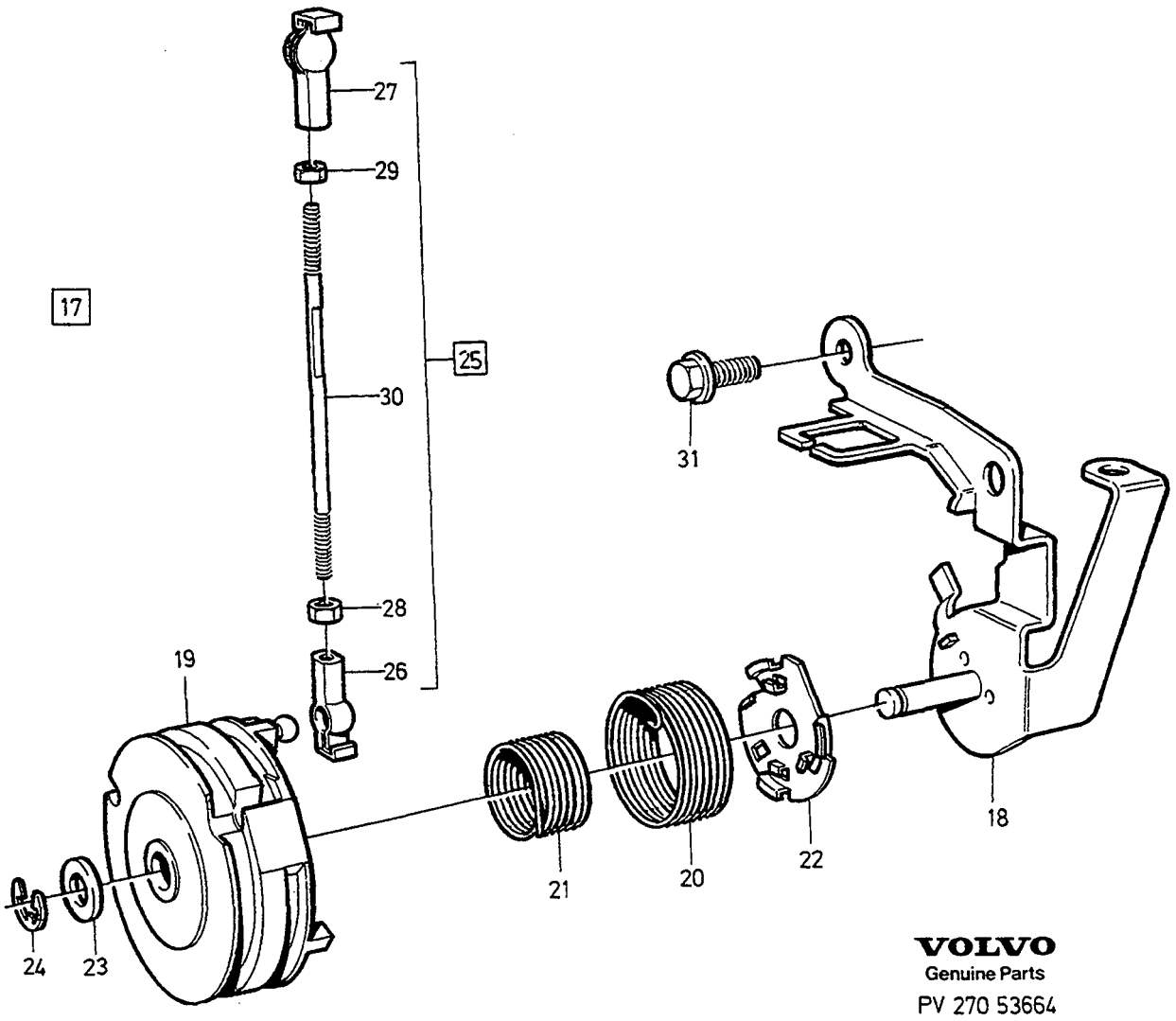

VOLVO
Genuine Parts
PV 270 53664

A	B200ET
B	B204GT
C	
D	
E	

CONTROL PULLEY WITH FITTINGS — REGLAGERULLE MED MONTERINGSDETALJER

Group / Grupp 27

Page / Sida 315

B200ET,B204GT

Fig	Part No. / Artikel nr	Quantity / Antal A	B	C	D	E	P S	Description	Benämning	Notes / Anmärkning	S R
1	1336699-2	1	-	-	-	-		Throttle control	Gasreglage		5
2		1	-	-	-	-	NS	• Bracket	• Konsol		
3	1306246-8	1	-	-	-	-		• Spring guide	• Fjäderstyrning		3
4	1306244-3	1	-	-	-	-		• Spring	• Fjäder		2
5	1274240-9	1	-	-	-	-		• Spring	• Fjäder		2
6	1306245-0	1	-	-	-	-		• Spring guide	• Fjäderstyrning		3
7	1276512-9	2	-	-	-	-		• Bushing	• Bussning		2
8	1326368-6	1	-	-	-	-		• Control bobbin, lower	• Reglagerulle, undre		4
9	1257291-3	1	-	-	-	-		• • Ball stud	• • Kulbult		3
10	1274034-6	2	-	-	-	-		• Spring guide	• Fjäderstyrning		3
11	1274031-2	2	-	-	-	-		• Spring	• Fjäder		2
12	1274035-3	2	-	-	-	-		• Spring guide	• Fjäderstyrning		3
13	1326370-2	1	-	-	-	-		• Control bobbin	• Reglagerulle		4
14	1326195-3	1	-	-	-	-		• Control bobbin, upper	• Reglagerulle, övre		4
15	955894-1	1	-	-	-	-		• Washer	• Bricka		2
16	951669-1	1	-	-	-	-		• E-circlip	• Spårryttare		2
17		-	1	-	-	-	NS	Accelerator linkage complete	Gasreglage komplett		
18	3514696-8	-	1	-	-	-		• Bracket	• Konsol		3
19	1367244-9	-	1	-	-	-		• Control bobbin	• Reglagerulle		4
20	3536127-8	-	1	-	-	-		• Spring	• Fjäder		4
21	3517546-2	-	1	-	-	-		• Spring	• Fjäder		4
22	3517109-9	-	1	-	-	-		• Spring guide lower	• Fjäderstyrning undre		4
23	955894-1	-	1	-	-	-		• Washer	• Bricka	(969118)	2
24	951669-1	-	1	-	-	-		• E-circlip	• Spårryttare		2
25		-	1	-	-	-	NS	Pull rod complete	Dragstång komplett		
26	946704-4	-	1	-	-	-		• Ball socket left-hand thread	• Kulskål vänstergängad		3
27	946703-6	-	1	-	-	-		• Ball socket	• Kulskål		3
28	973447-6	-	1	-	-	-		• Nut left-hand thread	• Mutter vänstergängad		2
29	968898-7	-	1	-	-	-		• Flange nut	• Flänsmutter		2
30	947798-5	-	1	-	-	-		• Control rod	• Reglerstång		2
31	948746-3	-	3	-	-	-		Flange screw	Flänsskruv		2



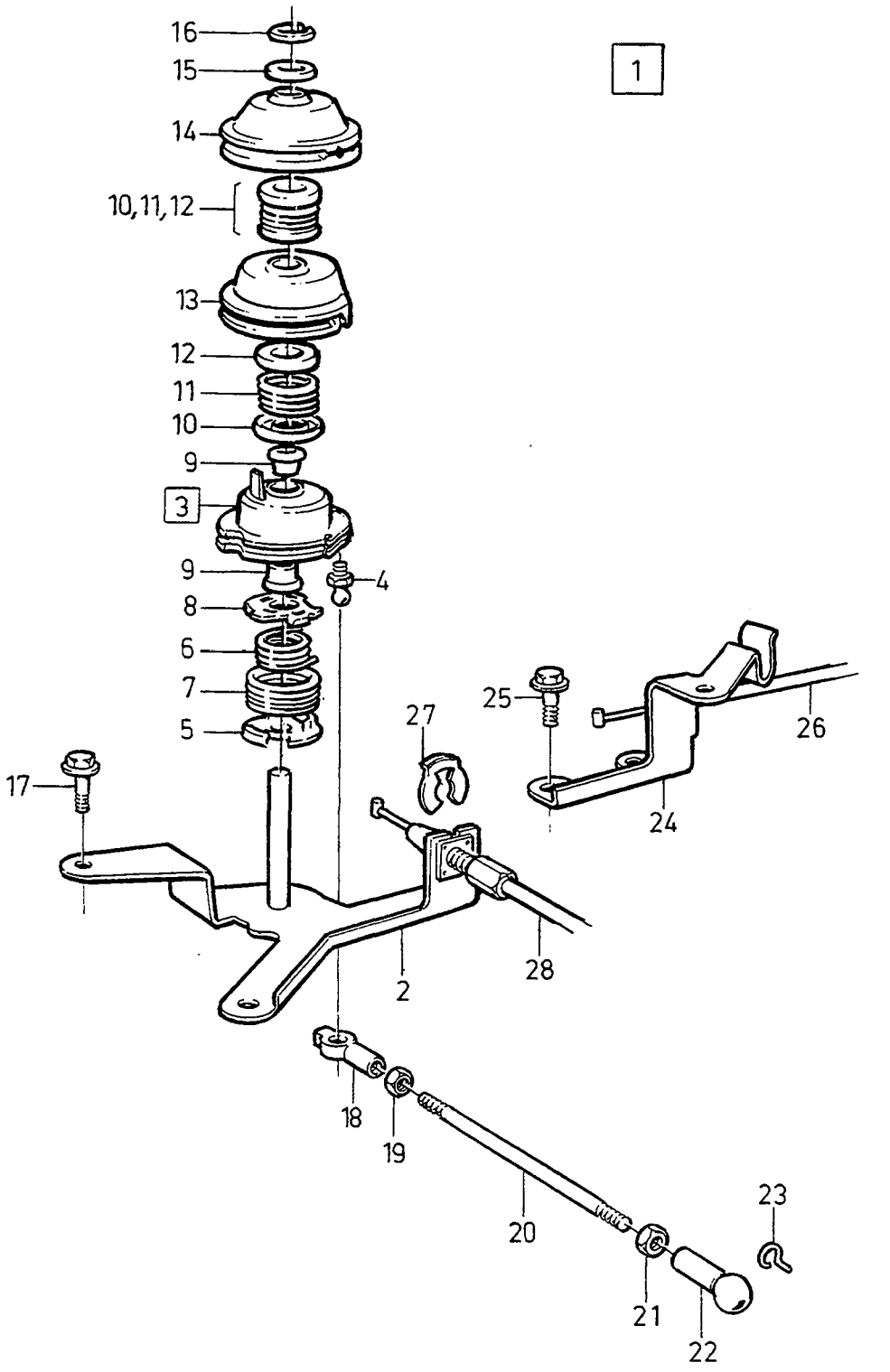

VOLVO
Genuine Parts
PV 270 43720

A
B
C
D
E

CONTROL PULLEY WITH FITTINGS — REGLAGERULLE MED MONTERINGSDETALJER

Group / Grupp 27

Page / Sida 317

B280E, B280F

Fig	Part No. Artikel nr	Quantity / Antal A	B	C	D	E	PS	Description	Benämning	Notes Anmärkning	SR
1	1271208-9	1	-	-	-	-		Throttle control	Gasreglage		4
2		1	-	-	-	-	NS	•Bracket	•Konsol		
3	1326368-6	1	-	-	-	-		•Control bobbin, lower	•Reglagerulle, undre		4
4		1	-	-	-	-	NS	••Ball stud	••Kulbult		
5	1306246-8	1	-	-	-	-		•Spring guide	•Fjäderstyrning		3
6	1274240-9	1	-	-	-	-		•Spring	•Fjäder		2
7	1306244-3	1	-	-	-	-		•Spring	•Fjäder		2
8	1306245-0	1	-	-	-	-		•Spring guide	•Fjäderstyrning		3
9	1276512-9	2	-	-	-	-		•Bushing	•Bussning		2
10	1274034-6	2	-	-	-	-		•Spring guide	•Fjäderstyrning		3
11	1274031-2	2	-	-	-	-		•Spring	•Fjäder		2
12	1274035-3	2	-	-	-	-		•Spring guide	•Fjäderstyrning		3
13	1326370-2	2	-	-	-	-		•Control bobbin	•Reglagerulle		4
14	1326195-3	1	-	-	-	-		•Control bobbin, upper	•Reglagerulle, övre		4
15	955894-1	1	-	-	-	-		•Washer	•Bricka		2
16	951669-1	1	-	-	-	-		•E-circlip	•Spårryttare		2
17	955271-2	3	-	-	-	-		Screw	Skruv	(955270)	2
18	942837-6	1	-	-	-	-		Ball socket left-hand thread	Kulskål vänstergängad		2
19	942836-8	1	-	-	-	-		Nut left-hand thread	Mutter vänstergängad		2
20	943936-5	1	-	-	-	-		Control rod	Reglerstång		2
21	955780-2	1	-	-	-	-		Nut	Mutter		2
22	959088-6	1	-	-	-	-		Ball socket	Kulskål		3
23	959093-6	2	-	-	-	-		Brace	Bygel		2
24	3501292-1	1	-	-	-	-		Bracket	Konsol		3
25	955271-2	2	-	-	-	-		Screw	Skruv	(955270)	2
26		-	-	-	-	-		Control cable	Reglagewire	SEE 43•597	
27	947515-3	1	-	-	-	-		E-circlip	Spårryttare		2
28		-	-	-	-	-		Throttle control cable	Gasreglagewire	SEE 27•311	

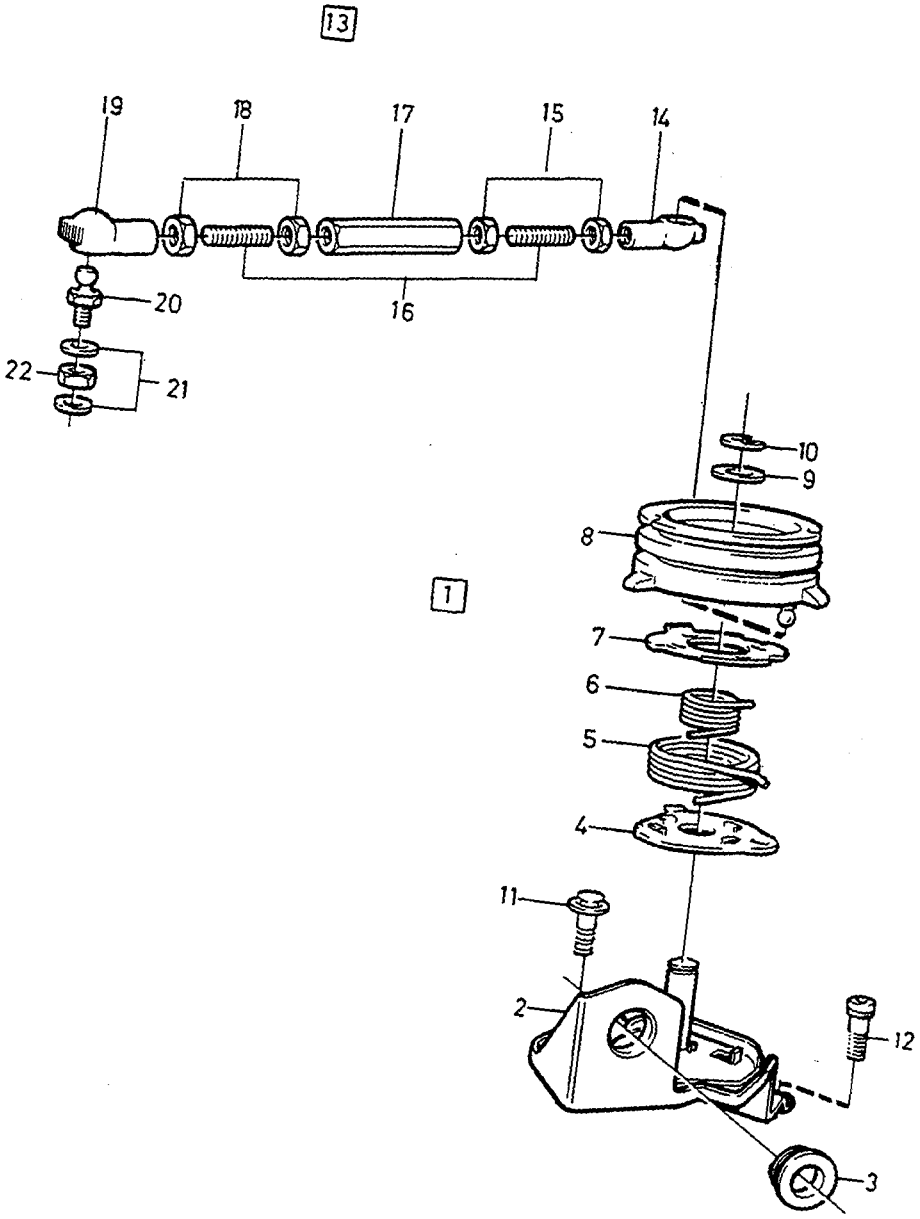
13
19
18
17
15
14
20
16
22
21
10
9
8
1
7
6
5
4
11
2
12
3

A
B
C
D
E

CONTROL PULLEY WITH FITTINGS — REGLAGERULLE MED MONTERINGSDETALJER

Group / Grupp 27

Page / Sida 319

D24TIC 1986

Fig	Part No. Artikel nr	Quantity / Antal A	B	C	D	E	PS	Description	Benämning	Notes Anmärkning	SR
1	1328254-6	1	-	-	-	-		Control bobbin With fittings	Reglagerulle Med monteringsdetaljer		5
2		1	-	-	-	-	NS	• Bracket	• Konsol		
3	1257284-8	1	-	-	-	-		• Rubber bushing	• Gummibussning		2
4	1257729-2	1	-	-	-	-		• Spring guide lower	• Fjäderstyrning undre		3
5	1257836-5	1	-	-	-	-		• Spring outer	• Fjäder yttre		2
6	1257837-3	1	-	-	-	-		• Spring inner	• Fjäder inre		2
7	1257728-4	1	-	-	-	-		• Spring guide upper	• Fjäderstyrning övre		3
8	1328491-4	1	-	-	-	-		• Control bobbin	• Reglagerulle		2
9	955894-1	1	-	-	-	-		• Washer	• Bricka		2
10	951669-1	1	-	-	-	-		• E-circlip	• Spårryttare		2
11	946544-4	2	-	-	-	-		Flange screw	Flänsskruv		2
12	942000-1	1	-	-	-	-		Screw	Skruv		2
13	1257702-9	1	-	-	-	-		Pull rod	Dragstång		3
14		1	-	-	-	-	NS	• Ball socket	• Kulskål		
15	955780-2	2	-	-	-	-		• Nut	• Mutter		2
16		2	-	-	-	-	NS	• Stud	• Pinnskruv		
17		1	-	-	-	-	NS	• Adjusting nut	• Justermutter		
18	942836-8	2	-	-	-	-		• Nut	• Mutter		2
19		1	-	-	-	-	NS	• Ball socket	• Kulskål		
20	959083-7	1	-	-	-	-		Ball stud	Kulbult		2
21	940090-4	2	-	-	-	-		Washer	Bricka		2
22	949874-2	1	-	-	-	-		Flange lock nut	Flänslåsmutter		2



VOLVO
Genuine Parts
PV 270 43723

A
B
C
D
E

CONTROL PULLEY WITH FITTINGS — REGLAGERULLE MED MONTERINGSDETALJER

Group / Grupp 27

Page / Sida 321

D24TIC 1987-

Fig	Part No. Artikel nr	Quantity / Antal A	B	C	D	E	PS	Description	Benämning	Notes Anmärkning	SR
1	1328310-6	1	-	-	-	-		Throttle control	Gasreglage		5
2		1	-	-	-	-	NS	• Bracket	• Konsol		
3	1328296-7	1	-	-	-	-		• Control bobbin, lower	• Reglagerulle, undre		6
4	1257729-2	1	-	-	-	-		• Spring guide	• Fjäderstyrning		3
5	*1257726*	1	-	-	-	-	OP	• Spring	• Fjäder		2
6	*1257725*	1	-	-	-	-	OP	• Spring	• Fjäder		2
7	1257728-4	1	-	-	-	-		• Spring guide	• Fjäderstyrning		3
8	1257284-8	1	-	-	-	-		• Rubber bushing	• Gummibussning		2
9	1257731-8	2	-	-	-	-		• Spring guide	• Fjäderstyrning		3
10	1257727-6	2	-	-	-	-		• Spring	• Fjäder		2
11	1257730-0	2	-	-	-	-		• Spring guide	• Fjäderstyrning		3
12	1328489-8	1	-	-	-	-		• Control bobbin	• Reglagerulle		2
13	947258-0	1	-	-	-	-		• • Bushing	• • Bussning		2
14		1	-	-	-	-	NS	• Spacer sleeve	• Distanshylsa		
15	1328125-8	1	-	-	-	-		• Control bobbin	• Reglagerulle		6
16	947258-0	1	-	-	-	-		• • Bushing	• • Bussning		2
17		1	-	-	-	-	NS	• Spacer sleeve	• Distanshylsa		
18	955894-1	1	-	-	-	-		• Washer	• Bricka		2
19	951669-1	1	-	-	-	-		• E-circlip	• Spårryttare		2
20	1257702-9	1	-	-	-	-		Pull rod	Dragstång		3
21		1	-	-	-	-	NS	• Ball socket	• Kulskål		
22	955780-2	2	-	-	-	-		• Nut	• Mutter		2
23		2	-	-	-	-	NS	• Stud	• Pinnskruv		
24		1	-	-	-	-	NS	• Adjusting nut	• Justermutter		
25	942836-8	2	-	-	-	-		• Nut	• Mutter		2
26		1	-	-	-	-	NS	• Ball socket	• Kulskål		
27	959083-7	1	-	-	-	-		Ball stud	Kulbult		2
28	940090-4	2	-	-	-	-		Washer	Bricka		2
29	946577-4	1	-	-	-	-		Lock nut	Låsmutter		2
30	946544-4	2	-	-	-	-		Flange screw	Flänsskruv		2
31	942000-1	1	-	-	-	-		Screw	Skruv		2

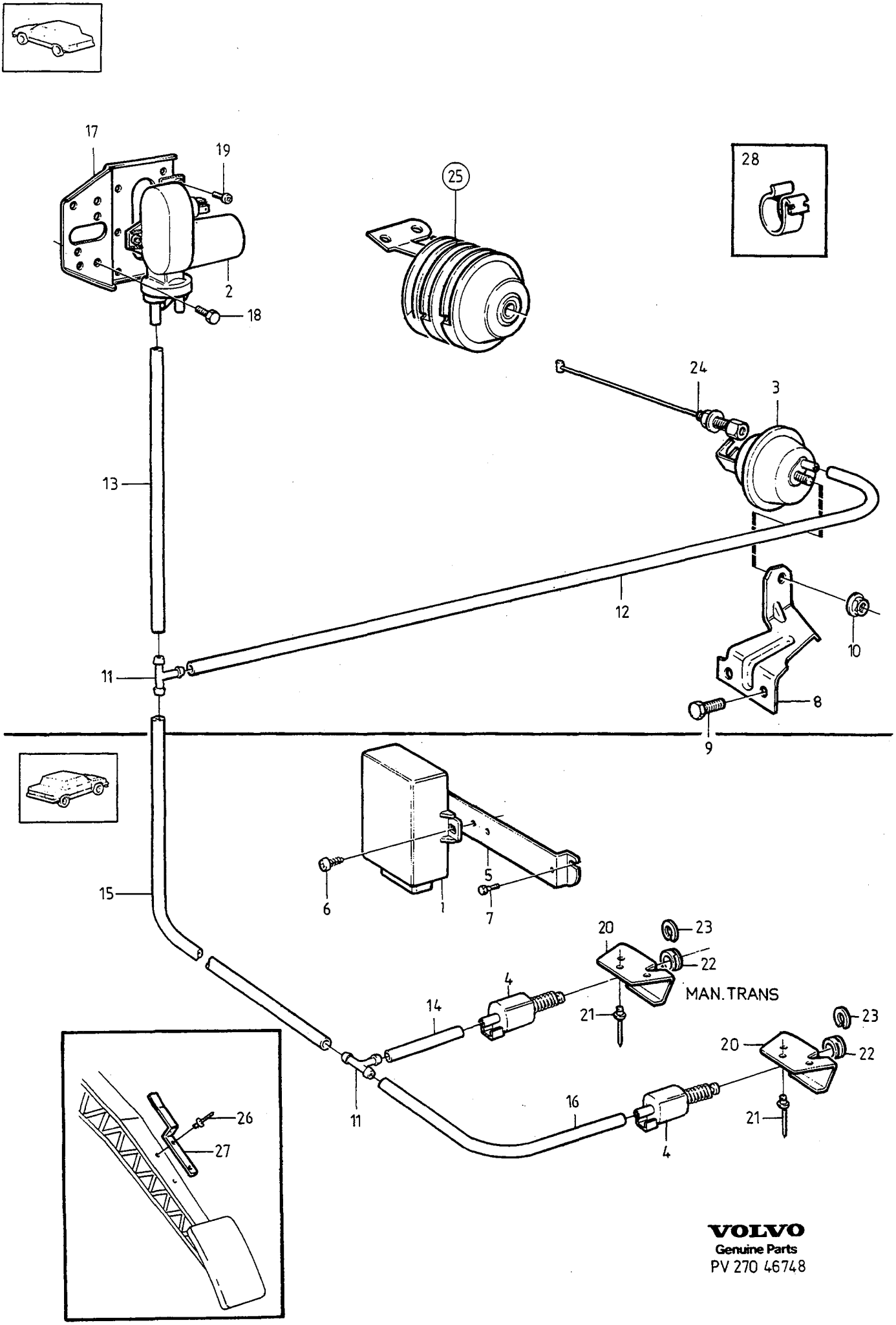

VOLVO
Genuine Parts
PV 270 46748

A
B
C
D
E

CRUISE CONTROL — KONSTANTFARTHÅLLARE

Group / Grupp 27

Page / Sida 323

B200ET

Fig	Part No. Artikel nr	Quantity / Antal A	B	C	D	E	PS	Description	Benämning	Notes Anmärkning	SR
1	3501472-9	1	-	-	-	-		Control unit	Styrenhet		4
2	1273226-9	1	-	-	-	-		Vacuum booster	Vakuumförstärkare		4
3	1273227-7	1	-	-	-	-		Servo unit	Servoenhet		4
4	1367159-9	X	-	-	-	-		Air vent valve	Avluftningsventil		3
5	1332203-7	1	-	-	-	-		Bracket	Konsol		5
6	972079-8	1	-	-	-	-		Screw	Skruv	(968464)	2
7		2	-	-	-	-		Screw	Skruv		
8	1329535-7	1	-	-	-	-		Bracket	Konsol		5
9	946544-4	2	-	-	-	-		Flange screw	Flänsskruv		2
10	945408-3	1	-	-	-	-		Flange nut	Flänsmutter		2
11	1273239-2	X	-	-	-	-		Nipple	Nippel		3
12	1336649-7	X	-	-	-	-		Hose	Slang	(192034) LG 470mm	2
13	1336649-7	X	-	-	-	-		Hose	Slang	(192034) LG 560mm	2
14	1336649-7	X	-	-	-	-		Hose	Slang	(192034) LG 40mm	2
15	1336649-7	X	-	-	-	-		Hose	Slang	(192034) LG 690mm	2
16	1336649-7	X	-	-	-	-		Hose	Slang	(192034) LG 110mm	2
17	1273229-3	1	-	-	-	-		Bracket	Konsol		5
18	190665-0	3	-	-	-	-		Screw	Skruv		2
19	969476-1	3	-	-	-	-		Screw	Skruv	(955141)	2
20	1389194-0	X	-	-	-	-		Bracket	Konsol	(1357629)	5
21	941806-2	X	-	-	-	-		Blind rivet	Blindnit		2
22	1359139-1	X	-	-	-	-		Adjusting nut	Justermutter		2
23	947515-3	X	-	-	-	-		E-circlip	Spårryttare		2
24	1329609-0	1	-	-	-	-		Control cable	Reglagewire		3
25		1	-	-	-	-		Control bobbin	Reglagerulle	SEE 27•315	
26	941806-2	2	-	-	-	-		Blind rivet	Blindnit		2
27	1367312-4	1	-	-	-	-		Spring	Fjäder		
28	1348003-3	1	-	-	-	-		Clamp	Klamma		3

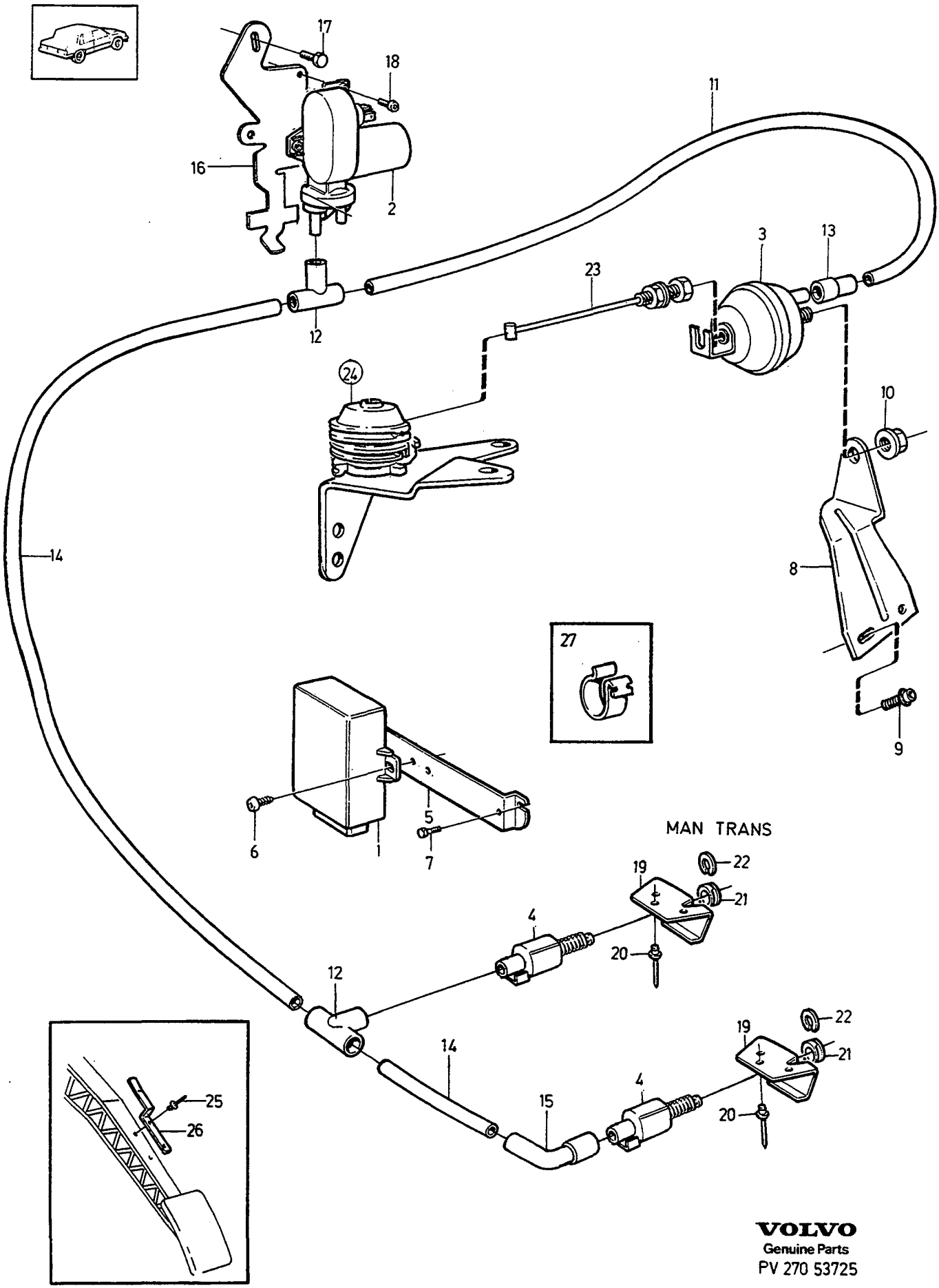

VOLVO
Genuine Parts
PV 270 53725

A
B
C
D
E

CRUISE CONTROL — KONSTANTFARTHÅLLARE

Group / Grupp 27

Page / Sida 325

B204GT

Fig	Part No. Artikel nr	Quantity / Antal A	B	C	D	E	PS	Description	Benämning	Notes Anmärkning	SR
1	3523537-3	1	-	-	-	-		Control unit	Styrenhet		4
2	1273226-9	1	-	-	-	-		Vacuum booster	Vakuumförstärkare		4
3	1273227-7	1	-	-	-	-		Servo unit	Servoenhet		4
4	1367159-9	1	-	-	-	-		Air vent valve	Avluftningsventil		3
5	1332203-7	1	-	-	-	-		Bracket	Konsol		5
6	972238-0	1	-	-	-	-		Screw	Skruv		2
7	972238-0	2	-	-	-	-		Screw	Skruv		2
8	3514946-7	1	-	-	-	-		Bracket	Konsol		4
9	948746-3	2	-	-	-	-		Flange screw	Flänsskruv		2
10	945408-3	1	-	-	-	-		Flange nut	Flänsmutter		2
11	946233-4	X	-	-	-	-		Plastic pipe	Plaströr	LG 420mm	2
12	3501844-9	2	-	-	-	-		Coupling piece	Kopplingsstycke		2
13	1389627-9	1	-	-	-	-		Connector	Anslutning		2
14	946233-4	X	-	-	-	-		Plastic pipe	Plaströr	LG 1050mm	2
15	1389627-9	1	-	-	-	-		Connector	Anslutning		2
16	3536070-0	1	-	-	-	-		Bracket	Konsol		5
17	969278-1	1	-	-	-	-		Screw	Skruv		2
18	969476-1	3	-	-	-	-		Screw	Skruv		2
19	1389194-0	1	-	-	-	-		Bracket	Konsol		5
20	941806-2	X	-	-	-	-		Blind rivet	Blindnit		2
21	1359139-1	1	-	-	-	-		Adjusting nut	Justermutter		2
22	947515-3	1	-	-	-	-		E-circlip	Spårryttare		2
23	3536133-6	1	-	-	-	-		Control cable	Reglagewire		4
24		1	-	-	-	-		Control bobbin	Reglagerulle	SEE 27•315	
25	941806-2	2	-	-	-	-		Blind rivet	Blindnit		2
26	1367312-4	1	-	-	-	-		Spring	Fjäder		
27	1348003-3	1	-	-	-	-		Clamp	Klamma		3

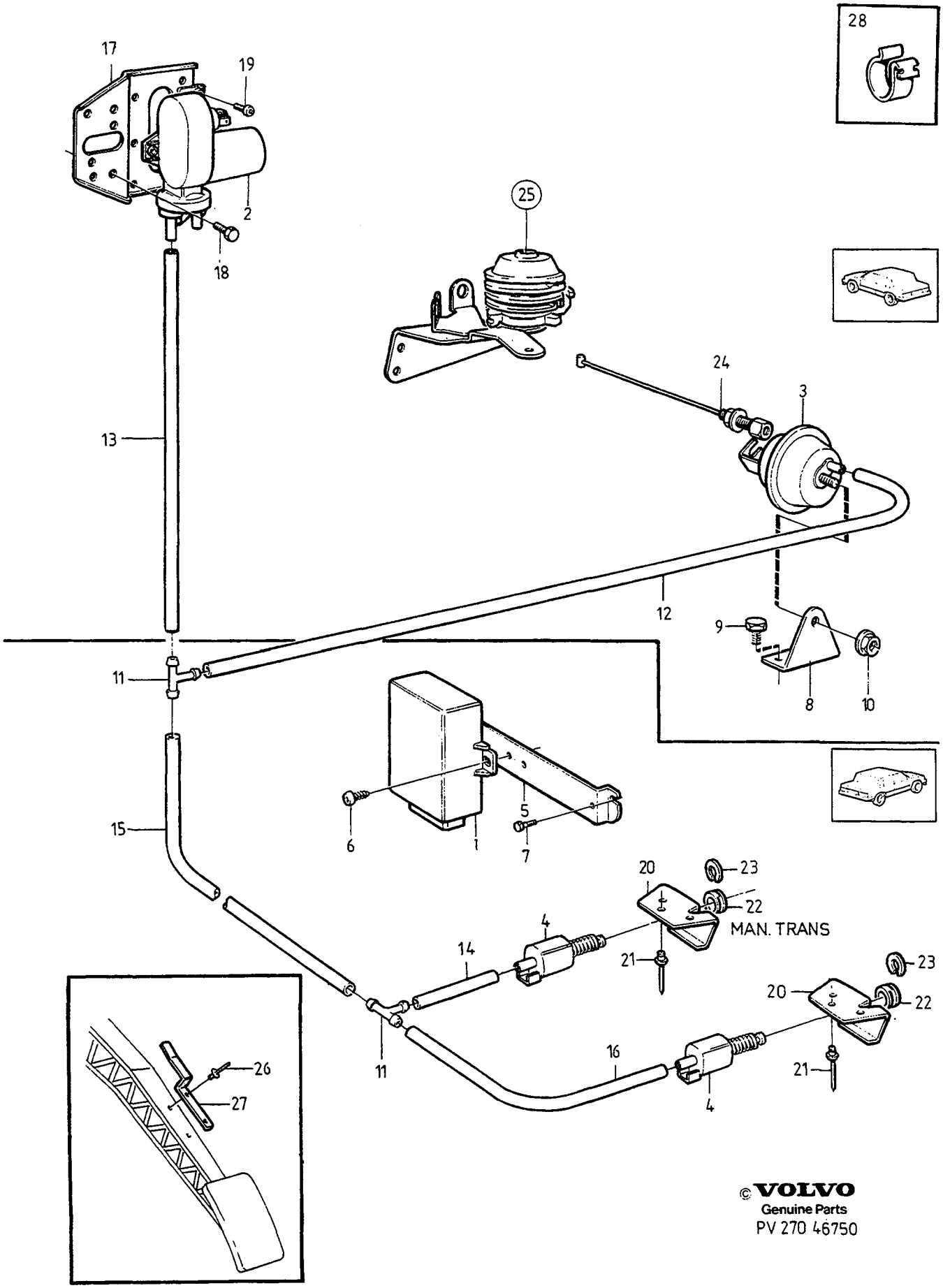

© VOLVO
Genuine Parts
PV 270 46750

A
B
C
D
E

CRUISE CONTROL — KONSTANTFARTHÅLLARE

Group / Grupp 27

Page / Sida 327

B280E, B280F, -1989.

Fig	Part No. Artikel nr	Quantity / Antal A	B	C	D	E	PS	Description	Benämning	Notes Anmärkning	SR
1	3501472-9	1	-	-	-	-		Control unit	Styrenhet		4
2	1273226-9	1	-	-	-	-		Vacuum booster	Vakuumförstärkare		4
3	1273227-7	1	-	-	-	-		Servo unit	Servoenhet		4
4	1367159-9	X	-	-	-	-		Air vent valve	Avluftningsventil		3
5	1332203-7	1	-	-	-	-		Bracket	Konsol		5
6	972079-8	1	-	-	-	-		Screw	Skruv	(968464)	2
7		2	-	-	-	-		Screw	Skruv		
8	1271216-2	1	-	-	-	-		Bracket	Konsol		5
9	955271-2	2	-	-	-	-		Screw	Skruv	(955270)	2
10	945408-3	1	-	-	-	-		Flange nut	Flänsmutter		2
11	1273239-2	X	-	-	-	-		Nipple	Nippel		3
12	1336649-7	X	-	-	-	-		Hose	Slang	(192034) LG 700mm	2
13	1336649-7	X	-	-	-	-		Hose	Slang	(192034) LG 270mm	2
14	1336649-7	X	-	-	-	-		Hose	Slang	(192034) LG 40mm	2
15	1336649-7	X	-	-	-	-		Hose	Slang	(192034) LG 1030mm	2
16	1336649-7	X	-	-	-	-		Hose	Slang	(192034) LG 110mm	2
17	1273229-3	1	-	-	-	-		Bracket	Konsol		5
18	190665-0	3	-	-	-	-		Screw	Skruv		2
19	969476-1	3	-	-	-	-		Screw	Skruv	(955141)	2
20	1389194-0	X	-	-	-	-		Bracket	Konsol	(1357629)	5
21	941806-2	X	-	-	-	-		Blind rivet	Blindnit		2
22	1359139-1	X	-	-	-	-		Adjusting nut	Justermutter		2
23	947515-3	X	-	-	-	-		E-circlip	Spårryttare		2
24	1389353-2	1	-	-	-	-		Throttle control cable	Gasreglagewire		3
25		1	-	-	-	-		Control bobbin	Reglagerulle	SEE 27•317	
26	941806-2	2	-	-	-	-		Blind rivet	Blindnit		2
27	1367312-4	1	-	-	-	-		Spring	Fjäder		
28	1348003-3	1	-	-	-	-		Clamp	Klamma		3



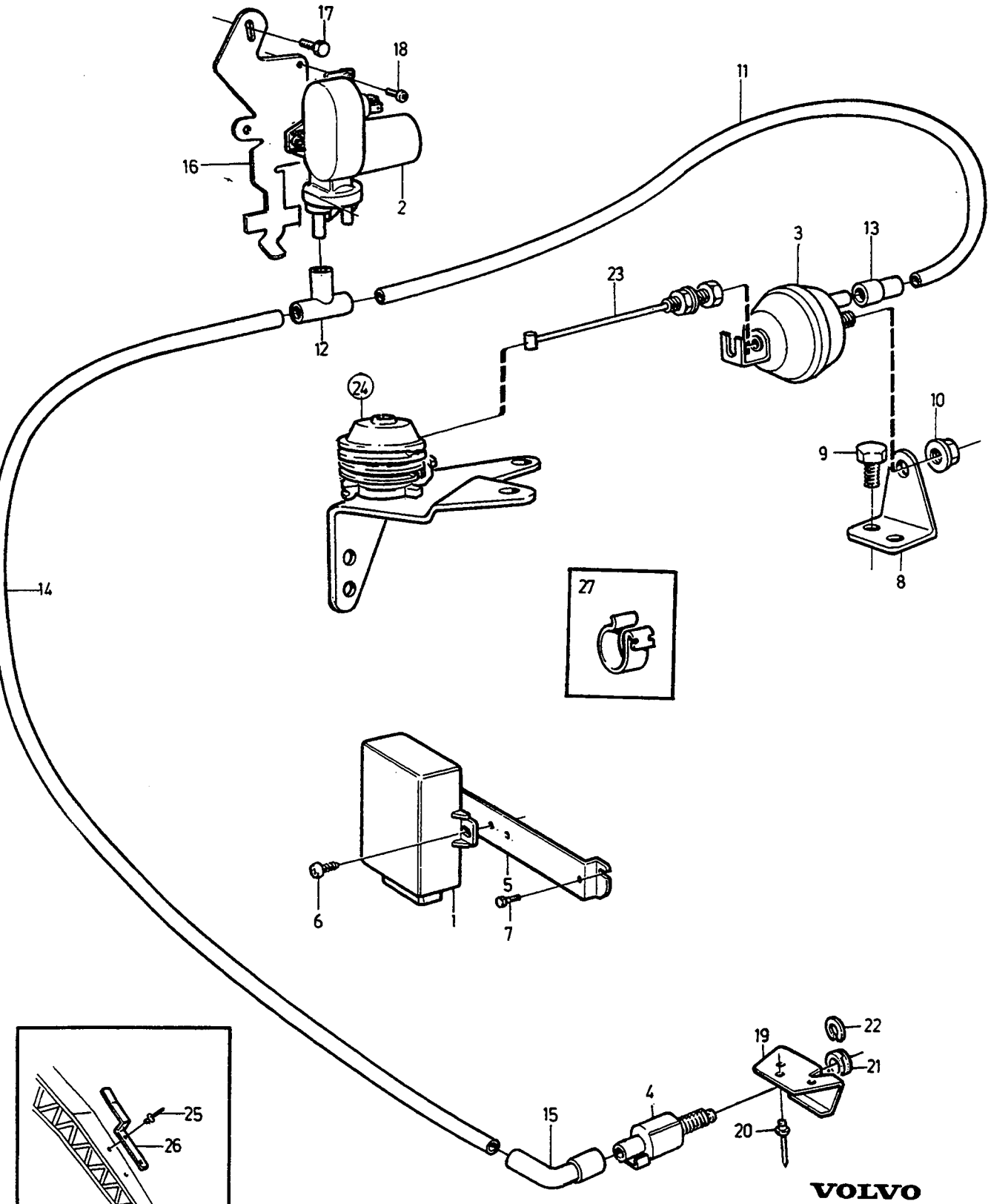

VOLVO
Genuine Parts
PV 270 55073

A
B
C
D
E

CRUISE CONTROL — KONSTANTFARTHÅLLARE

Group / Grupp 27

Page / Sida 329

B280F 1990-

Fig	Part No. Artikel nr	Quantity / Antal A	B	C	D	E	PS	Description	Benämning	Notes Anmärkning	SR
1	3523537-3	1	-	-	-	-		Control unit	Styrenhet	1990	4
	3523880-7	1	-	-	-	-		Control unit	Styrenhet	1991-	4
2	1273226-9	1	-	-	-	-		Vacuum booster	Vakuumförstärkare		4
3	1273227-7	1	-	-	-	-		Servo unit	Servoenhet		4
4	1367159-9	1	-	-	-	-		Air vent valve	Avluftningsventil		3
5	1332203-7	1	-	-	-	-		Bracket	Konsol		5
6	972079-8	1	-	-	-	-		Screw	Skruv	(968464)	2
7		2	-	-	-	-		Screw	Skruv		
8	1271216-2	1	-	-	-	-		Bracket	Konsol		5
9	955271-2	2	-	-	-	-		Screw	Skruv	(955270)	2
10	945408-3	1	-	-	-	-		Flange nut	Flänsmutter		2
11	946233-4	X	-	-	-	-		Plastic pipe	Plaströr	LG 750mm	2
12	3501844-9	1	-	-	-	-		Coupling piece	Kopplingsstycke		2
13	1389628-7	1	-	-	-	-		Connector	Anslutning		2
14	946233-4	X	-	-	-	-		Plastic pipe	Plaströr	LG 1050mm	2
15	1389627-9	1	-	-	-	-		Connector	Anslutning		2
16	3536070-0	1	-	-	-	-		Bracket	Konsol		5
17	969278-1	1	-	-	-	-		Screw	Skruv		2
18	969476-1	3	-	-	-	-		Screw	Skruv		2
19	1389194-0	1	-	-	-	-		Bracket	Konsol	(1357629)	5
20	941806-2	X	-	-	-	-		Blind rivet	Blindnit		2
21	1359139-1	1	-	-	-	-		Adjusting nut	Justermutter		2
22	947515-3	1	-	-	-	-		E-circlip	Spårryttare		2
23	1389353-2	1	-	-	-	-		Throttle control cable	Gasreglagewire		3
24		1	-	-	-	-		Control bobbin	Reglagerulle	SEE 27 • 317	
25	941806-2	2	-	-	-	-		Blind rivet	Blindnit		2
26	1367312-4	1	-	-	-	-		Spring	Fjäder		
27	1348003-3	1	-	-	-	-		Clamp	Klamma		3

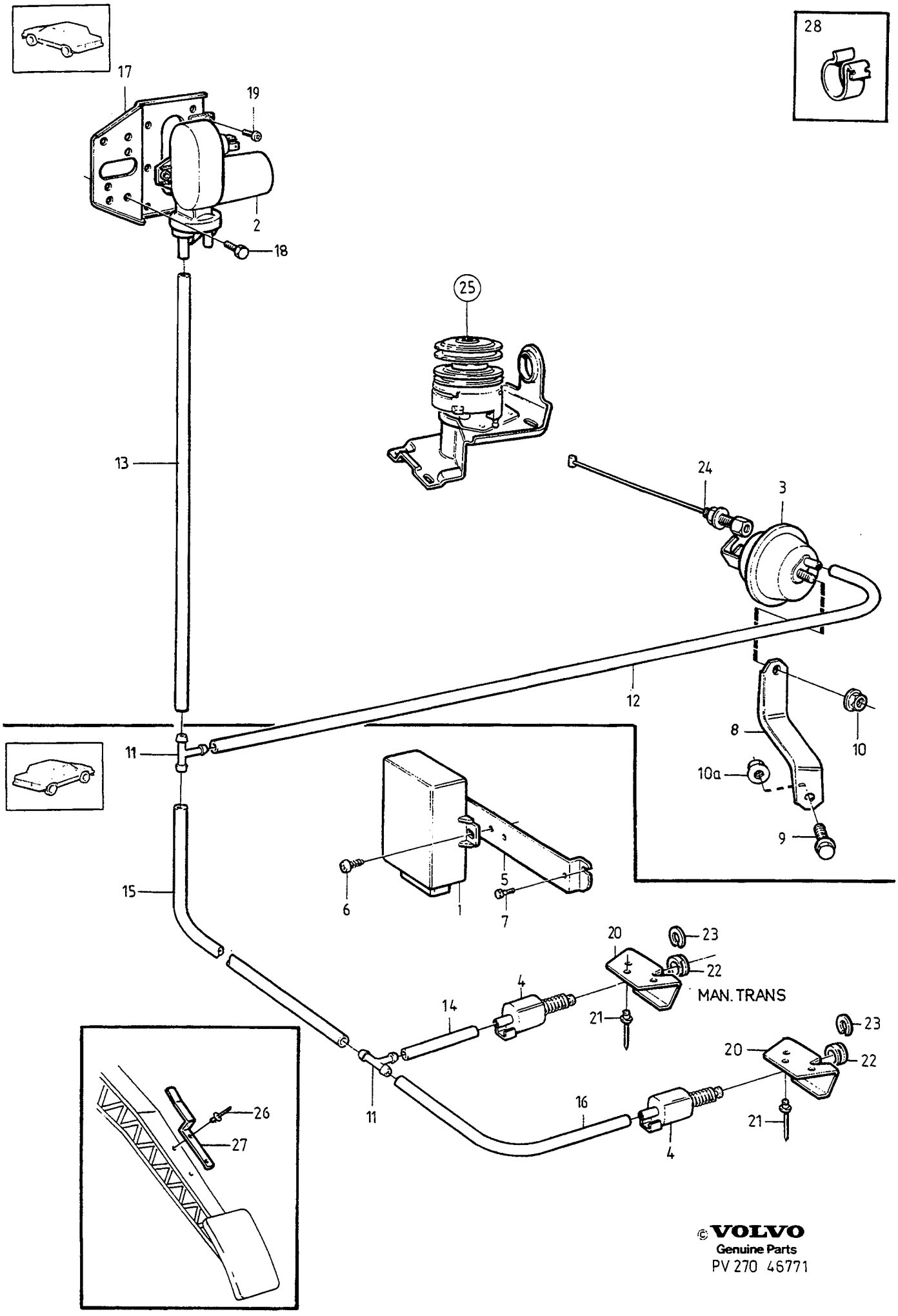

© VOLVO
Genuine Parts

A
B
C
D
E

CRUISE CONTROL — KONSTANTFARTHÅLLARE

Group / Grupp 27

Page / Sida 331

D24TIC -1989

Fig	Part No. Artikel nr	Quantity / Antal A	B	C	D	E	PS	Description	Benämning	Notes Anmärkning	SR
1	3501472-9	1	-	-	-	-		Control unit	Styrenhet		4
2	1273226-9	1	-	-	-	-		Vacuum booster	Vakuumförstärkare		4
3	1273227-7	1	-	-	-	-		Servo unit	Servoenhet		4
4	1367159-9	X	-	-	-	-		Air vent valve	Avluftningsventil		3
5	1332203-7	1	-	-	-	-		Bracket	Konsol		5
6	972079-8	2	-	-	-	-		Screw	Skruv	(968464)	2
7	972079-8	2	-	-	-	-		Screw	Skruv	(968464)	2
8	1330154-4	1	-	-	-	-		Bracket	Konsol		5
9	946440-5	1	-	-	-	-		Flange screw	Flänsskruv		2
10	945408-3	1	-	-	-	-		Flange nut	Flänsmutter		2
10a	945408-3	1	-	-	-	-		Flange nut	Flänsmutter		2
11	1273239-2	X	-	-	-	-		Nipple	Nippel		3
12	1336649-7	X	-	-	-	-		Hose	Slang	(192034) LG 250mm	2
13	1336649-7	X	-	-	-	-		Hose	Slang	(192034) LG 250mm	2
14	1336649-7	X	-	-	-	-		Hose	Slang	(192034) LG 40mm	2
15	1336649-7	X	-	-	-	-		Hose	Slang	(192034) LG 1030mm	2
16	1336649-7	X	-	-	-	-		Hose	Slang	(192034) LG 110mm	2
17	1273229-3	1	-	-	-	-		Bracket	Konsol		5
18	190665-0	3	-	-	-	-		Screw	Skruv		2
19	969476-1	3	-	-	-	-		Screw	Skruv	(955141)	2
20	1389194-0	X	-	-	-	-		Bracket	Konsol	(1357629)	5
21	941806-2	X	-	-	-	-		Blind rivet	Blindnit		2
22	1359139-1	X	-	-	-	-		Adjusting nut	Justermutter		2
23	947515-3	X	-	-	-	-		E-circlip	Spårryttare		2
24	1273677-3	1	-	-	-	-		Throttle control cable	Gasreglagewire		3
25		1	-	-	-	-		Control bobbin	Reglagerulle	SEE 27•321	
26	942679-2	2	-	-	-	-		Blind rivet	Blindnit		2
27	1367312-4	1	-	-	-	-		Spring	Fjäder		
28	1348003-3	1	-	-	-	-		Clamp	Klamma		3

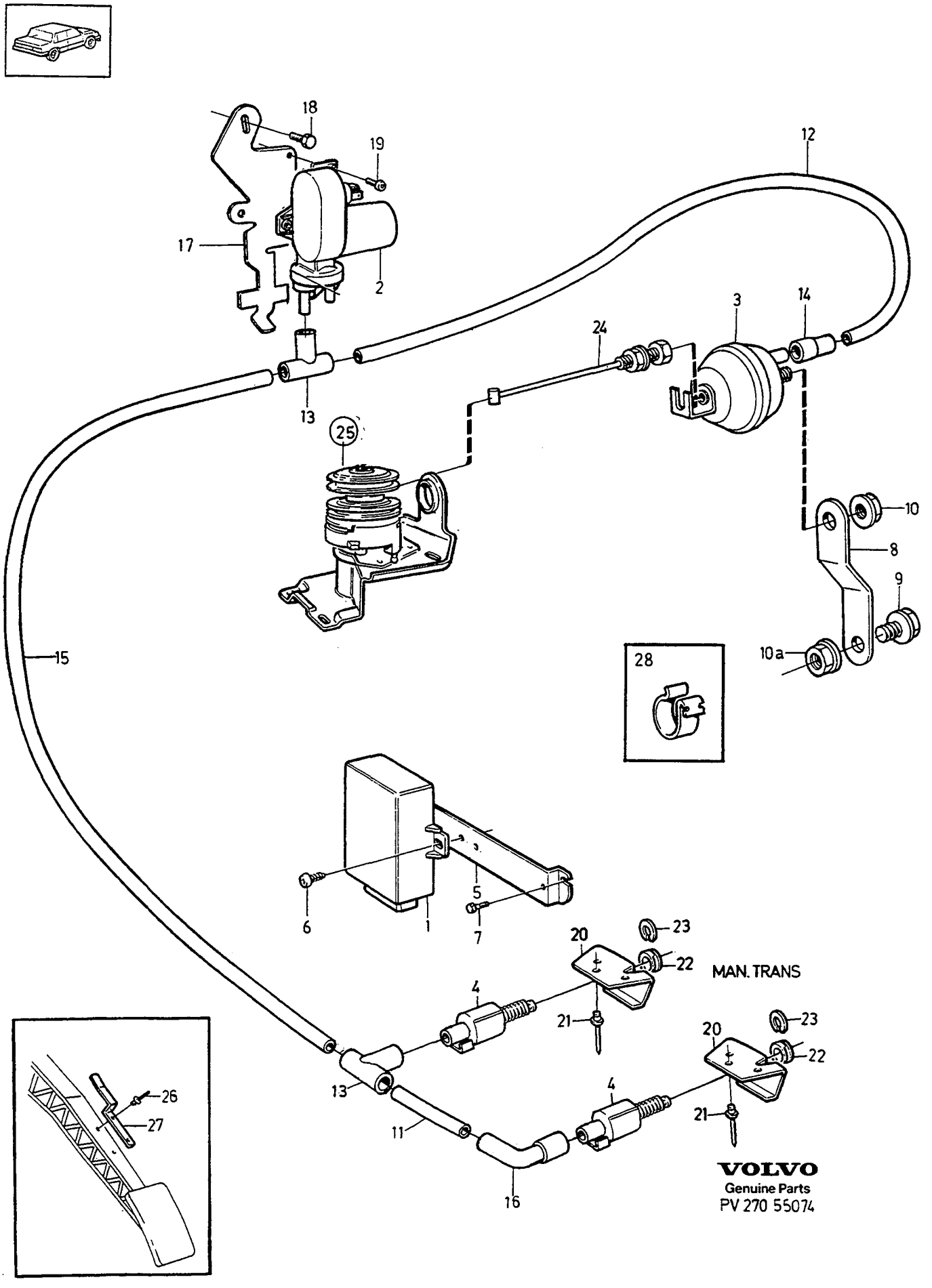
18
19
12
17
2
3
14
24
13
25
10
8
9
15
10a
28
5
6
1
7
20
23
22
MAN. TRANS
4
21
26
27
11
16
VOLVO
Genuine Parts
PV 270 55074

A
B
C
D
E

CRUISE CONTROL — KONSTANTFARTHÅLLARE

Group / Grupp 27

Page / Sida 333

D24TIC 1990

Fig	Part No. / Artikel nr	Quantity / Antal A	B	C	D	E	PS	Description	Benämning	Notes / Anmärkning	SR
1	3523537-3	1	1	-	-	-		Control unit	Styrenhet		4
2	1273226-9	1	1	-	-	-		Vacuum booster	Vakuumförstärkare		4
3	1273227-7	1	1	-	-	-		Servo unit	Servoenhet		4
4	1367159-9	X	X	-	-	-		Air vent valve	Avluftningsventil		3
5	1332203-7	1	1	-	-	-		Bracket	Konsol		5
6	972079-8	2	2	-	-	-		Screw	Skruv	(968464)	2
7	972079-8	2	2	-	-	-		Screw	Skruv	(968464)	2
8	1330154-4	1	1	-	-	-		Bracket	Konsol		5
9	946440-5	1	1	-	-	-		Flange screw	Flänsskruv		2
10	945408-3	1	1	-	-	-		Flange nut	Flänsmutter		2
10a	945408-3	1	1	-	-	-		Flange nut	Flänsmutter		2
11	946233-4	-	X	-	-	-		Plastic pipe	Plaströr	LG 70mm	2
12	946233-4	X	-	-	-	-		Plastic pipe	Plaströr	LG 360mm	2
13	3501844-9	2	-	-	-	-		Coupling piece	Kopplingsstycke		2
14	1389627-9	1	-	-	-	-		Connector	Anslutning		2
15	946233-4	X	-	-	-	-		Plastic pipe	Plaströr	LG 1050mm	2
16	1389627-9	1	-	-	-	-		Connector	Anslutning		2
17	3536070-0	1	-	-	-	-		Bracket	Konsol		5
18	969278-1	1	-	-	-	-		Screw	Skruv		2
19	969476-1	3	-	-	-	-		Screw	Skruv		2
20	1389194-0	X	-	-	-	-		Bracket	Konsol	(1357629)	5
21	941806-2	X	-	-	-	-		Blind rivet	Blindnit		2
22	1359139-1	X	-	-	-	-		Adjusting nut	Justermutter		2
23	947515-3	X	-	-	-	-		E-circlip	Spårryttare		2
24	1273677-3	1	-	-	-	-		Throttle control cable	Gasreglagewire		3
25		1	-	-	-	-		Control bobbin	Reglagerulle	SEE 27•321	
26	942679-2	2	-	-	-	-		Blind rivet	Blindnit		2
27	1367312-4	1	-	-	-	-		Spring	Fjäder		
28	1348003-3	1	-	-	-	-		Clamp	Klamma		3

IGNITION AND CONTROL SYSTEMS / TÄND- OCH REGLERSYSTEM

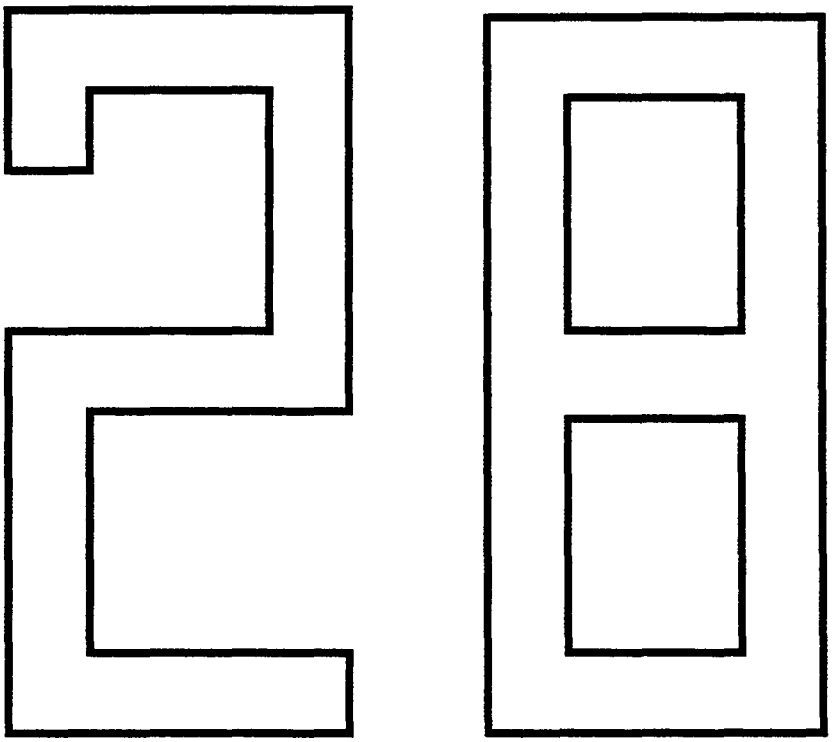

A
B
C
D
E

SUB GROUP
IGNITION AND CONTROL SYSTEMS

UNDERGRUPP
TÄND- OCH REGLERSYSTEM

Group / Grupp 28

Page / Sida 335

Fig	Part No. Artikel nr	Quantity / Antal A	B	C	D	E	PS	Description	Benämning	Notes Anmärkning	SR
								B200ET	B200ET		
		-	-	-	-	-		Ignition system	Tändsystem	SEE 28•337	
		-	-	-	-	-		Distributor	Fördelare	SEE 28•343	
		-	-	-	-	-		Regulating system fuel supply	Reglersystem bränsletillförsel .	SEE 28•351	
								B204GT	B204GT		
		-	-	-	-	-		Ignition system	Tändsystem	SEE 28•339	
		-	-	-	-	-		Distributor	Fördelare	SEE 28•345	
		-	-	-	-	-		Regulating system fuel supply	Reglersystem bränsletillförsel .	SEE 28•351	
								B280E/F	B280E/F		
		-	-	-	-	-		Ignition system	Tändsystem	SEE 28•341	
		-	-	-	-	-		Distributor	Fördelare	SEE 28•347	
		-	-	-	-	-		Regulating system fuel supply	Reglersystem bränsletillförsel .	SEE 28•351	
								D24TIC	D24TIC		
		-	-	-	-	-		Glow plug	Glödstift	SEE 28•349	

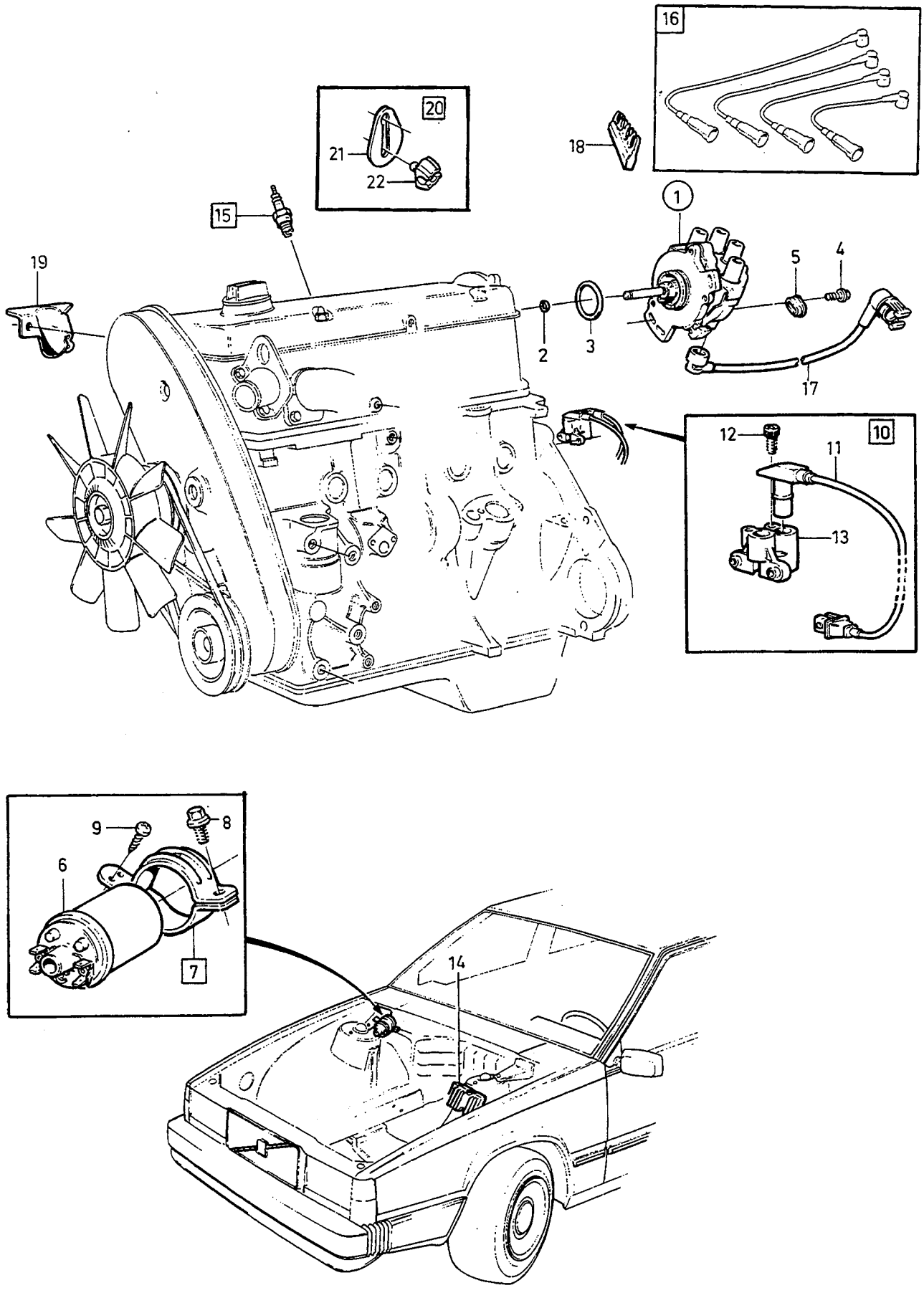
16
20
21
22
18
15
1
19
5
4
2
3
17
12
10
11
13
9
8
6
7
14

A
B
C
D
E

IGNITION SYSTEM — TÄNDSYSTEM

Group / Grupp: 28

Page / Sida: 337

B200ET

Fig	Part No. Artikel nr	Quantity / Antal A	B	C	D	E	P S	Description	Benämning	Notes Anmärkning	S R
1	1336132-4	1	-	-	-	-		Distributor	Fördelare	SEE 28 • 343	3
2	969330-0	1	-	-	-	-		O-ring	O-ring		2
3	969331-8	1	-	-	-	-		O-ring	O-ring		2
4	946934-7	2	-	-	-	-		Flange screw	Flänsskruv		2
5		1	-	-	-	-	NS	Washer	Bricka		
6	1346070-4	1	-	-	-	-		Ignition coil	Tändspole		2
7	1357266-4	1	-	-	-	-		Clamp	Klämma		4
8	948746-3	1	-	-	-	-		Flange screw	Flänsskruv	(946501)	2
9	958236-2	2	-	-	-	-		Screw	Skruv		2
10		-	-	-	-	-		Control units and sender	Styrenheter och givare		
11	1317030-3	2	-	-	-	-		Impulse sensor	Impulsgivare		3
12	942001-9	1	-	-	-	-		Screw	Skruv		2
13		1	-	-	-	-		Bracket	Konsol	SEE 23 • 185	
14		1	-	-	-	-		Power amplifier	Slutsteg	SEE 23 • 185	
15	273597-5	1	-	-	-	-		Spark plug kit	Tändstiftsats	-1987	1
	1306605-5	4	-	-	-	-		• Spark plug	• Tändstift		1
	270746-1	1	-	-	-	-		Spark plug kit	Tändstiftsats	1988-	1
	1367528-5	4	-	-	-	-		• Spark plug	• Tändstift		1
16	270897-2	1	-	-	-	-		Ignition cable kit	Tändledningsats		1
17	3531277-6	1	-	-	-	-		Ignition cable ignition coil-distributor	Tändledning tändspole-fördelare		1
18	1276710-9	1	-	-	-	-		Retainer	Hållare		2
19	1336431-0	3	-	-	-	-		Heat shield	Värmesköld		4
20	1306510-7	2	-	-	-	-		Retainer complete	Hållare komplett		2
21		1	-	-	-	-	NS	• Bracket	• Konsol		
22		1	-	-	-	-	NS	• Retainer	• Hållare		

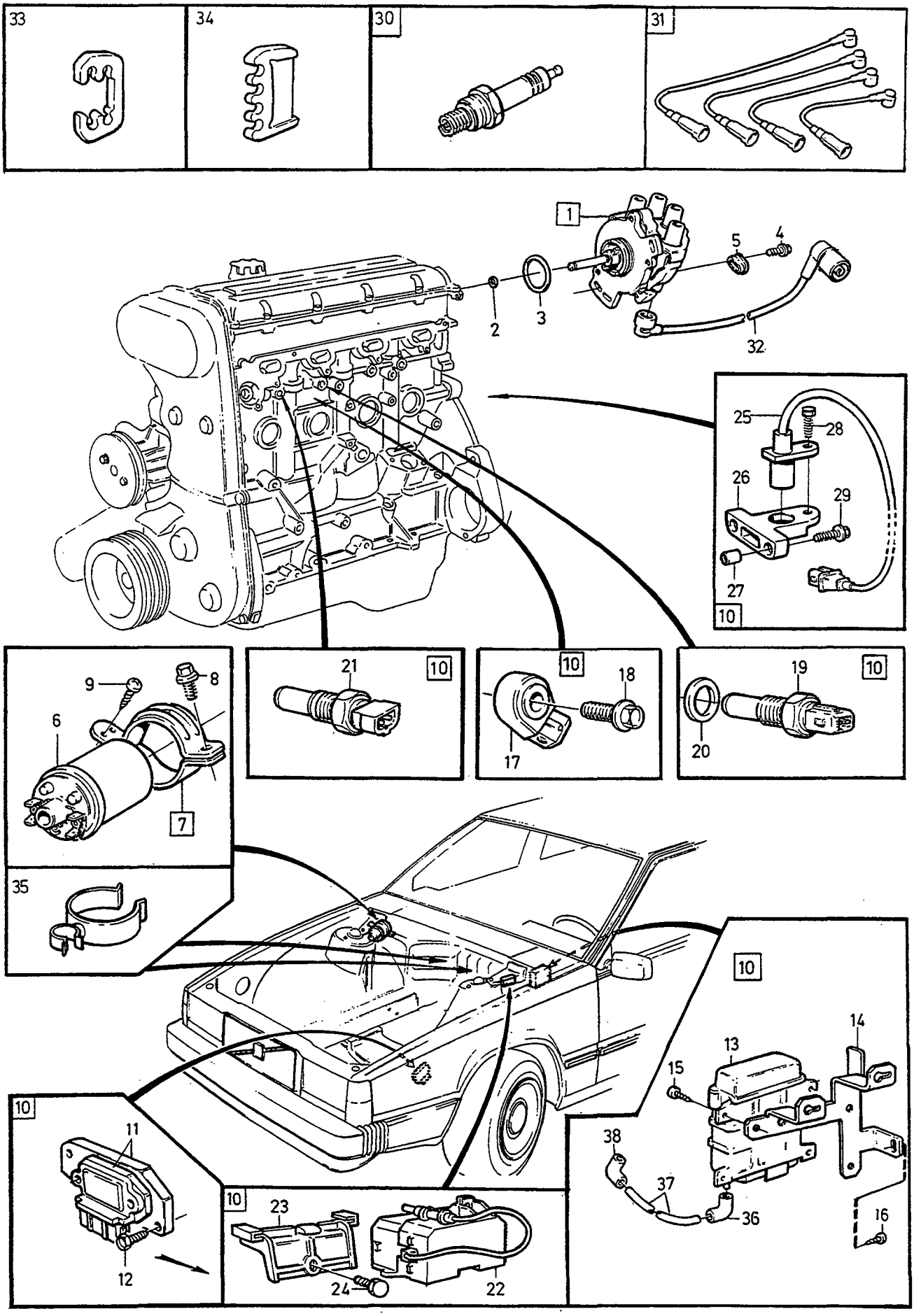

VOLVO
Genuine Parts
PV 340 53764

A
B
C
D
E

IGNITION SYSTEM — TÄNDSYSTEM

Group / Grupp: 28

Page / Sida: 339

B204GT

Fig	Part No. / Artikel nr	Quantity / Antal A	B	C	D	E	P S	Description	Benämning	Notes / Anmärkning	S R
1	1367197-9	1	-	-	-	-		Distributor	Fördelare		3
		-	-	-	-	-		•SEE 28•345	•SEE 28•345		
2	969330-0	1	-	-	-	-		O-ring	O-ring		2
3	969331-8	1	-	-	-	-		O-ring	O-ring		2
4	946934-7	1	-	-	-	-		Flange screw	Flänsskruv	M6x20mm	2
5		1	-	-	-	-	NS	Plastic plug	Plastplugg		
6	1346071-2	1	-	-	-	-		Ignition coil	Tändspole		2
7	1357266-4	1	-	-	-	-		Clamp	Klämma		4
8	948746-3	1	-	-	-	-		•Flange screw	•Flänsskruv	M6x16mm	2
9	958236-2	2	-	-	-	-		Screw	Skruv		2
10		-	-	-	-	-		Control units and sender	Styrenheter och givare		
11	3501921-5	1	-	-	-	-		•Power unit	•Effektsteg		3
12	969476-1	2	-	-	-	-		•Screw	•Skruv		2
13	3517719-5	1	-	-	-	-		•Control unit	•Styrenhet		3
14	3501184-0	1	-	-	-	-		•Bracket	•Konsol		4
15	955127-6	3	-	-	-	-		•Screw	•Skruv		2
16	972079-8	1	-	-	-	-		•Screw	•Skruv		2
17	1367644-0	1	-	-	-	-		•Sensor	•Givare		3
18	946671-5	1	-	-	-	-		•Flange screw	•Flänsskruv	M8x30mm	2
19		1	-	-	-	-		•Temperature sensor fuel injection	•Temperaturgivare bränsleinsprutning	SEE 23•187	
20		1	-	-	-	-		•Gasket	•Packning	SEE 23•187	
21		1	-	-	-	-		•Temperature sensor coolant.	•Temperaturgivare kylvätska ..	SEE 38•527	
22	1363923-2	1	-	-	-	-		•Diagnostic unit	•Diagnostikenhet		2
23	1398258-2	1	-	-	-	-		•Bracket	•Konsol		3
24	972079-8	1	-	-	-	-		•Screw	•Skruv		2
☆ 25	3547847-8	1	-	-	-	-		•Impulse sensor	•Impulsgivare		3
☆ 26	3507510-0	1	-	-	-	-		•Bracket	•Konsol		4
27	463690-8	2	-	-	-	-		••Guide sleeve	••Styrhylsa		3
28	955271-2	1	-	-	-	-		•Screw	•Skruv	(955270)	2
29	947542-7	2	-	-	-	-		•Flange screw	•Flänsskruv	M6x25mm	2
30	270747-9	1	-	-	-	-		Spark plug kit	Tändstiftsats		1
	1367529-3	4	-	-	-	-		•Spark plug	•Tändstift		1
31	270880-8	1	-	-	-	-		Ignition cable kit complete	Tändledningsats komplett		1
32	3507177-8	1	-	-	-	-		Ignition cable ignition coil-distributor	Tändledning tändspole-fördelare		1
33	1332113-8	3	-	-	-	-		Retainer	Hållare	1)	2
34	1332114-6	1	-	-	-	-		Retainer	Hållare	2)	2
35	3531472-3	1	-	-	-	-		Hose retainer	Slanghållare		2
								Ignition cable ignition coil-distributor	Tändledning tändspole-fördelare		
	3547026-9	2	-	-	-	-		Retainer	Hållare		2
								Ignition cable ignition coil-distributor	Tändledning tändspole-fördelare		
36		1	-	-	-	-	NS	Connector	Anslutning		
37	967563-8	X	-	-	-	-		Plastic pipe	Plaströr		2
38	1332456-1	1	-	-	-	-		Connector	Anslutning		2

1) Ignition cable, syls. 1-2-3. / Tändledning cylinder 1-2-3.
2) Ignition cable, cyl.4. / Tändledning cylinder 4.

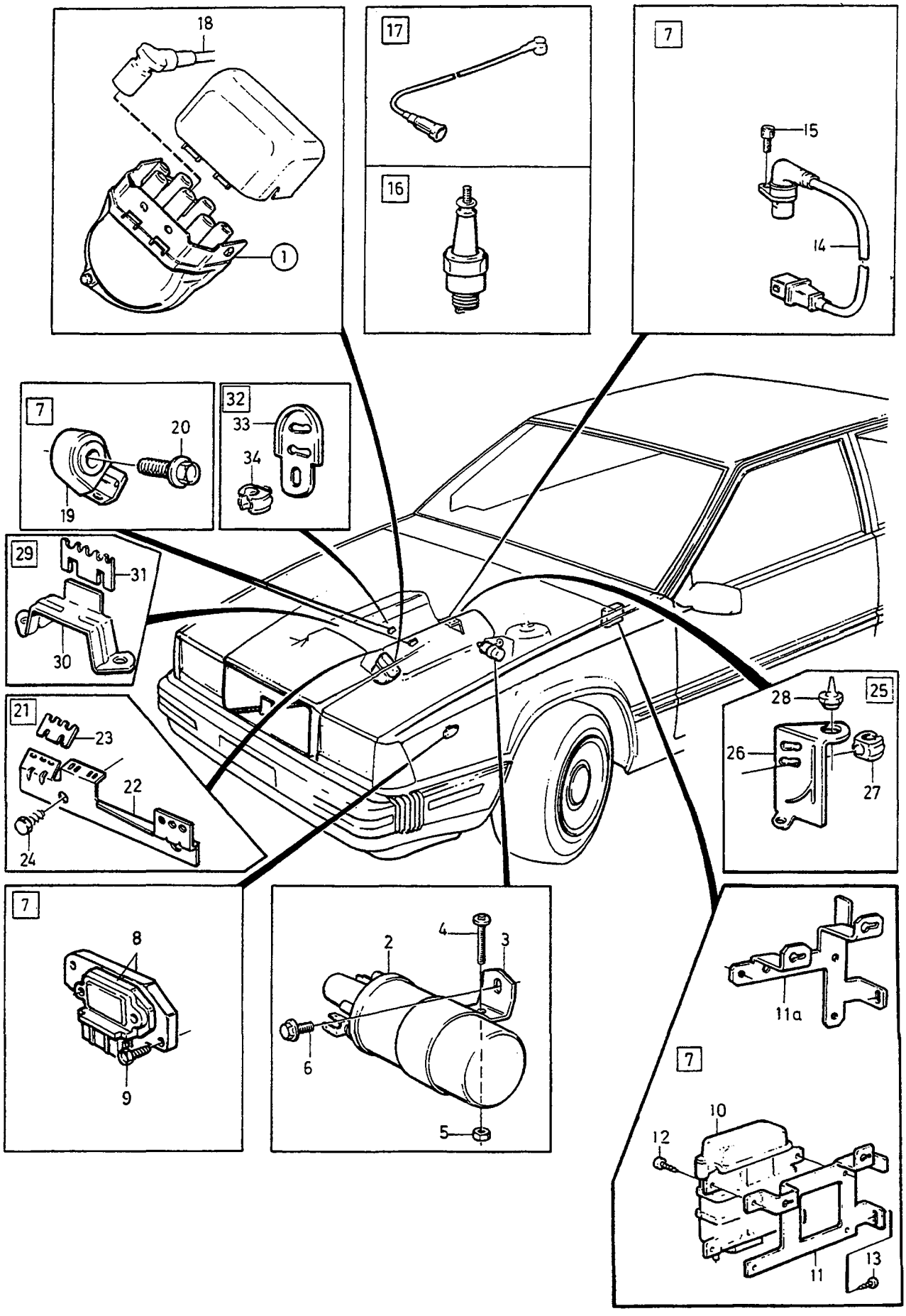

VOLVO
Genuine Parts
PV 340 49714

A
B
C
D
E

IGNITION SYSTEM — TÄNDSYSTEM

Group / Grupp 28

Page / Sida 341

B280E,B280F

Fig	Part No. Artikel nr	Quantity / Antal A	B	C	D	E	PS	Description	Benämning	Notes Anmärkning	SR
1		1	-	-	-	-		Distributor	Fördelare	SEE 28•347	
2	1346071-2	1	-	-	-	-		Ignition coil	Tändspole		2
3	1367958-4	1	-	-	-	-		Clamp	Klamma		4
4	956084-8	1	-	-	-	-		Screw	Skruv		2
5	1272073-6	1	-	-	-	-		Nut	Mutter		2
6	968462-2	2	-	-	-	-		Screw	Skruv		2
7		-	-	-	-	-		Control units and sender	Styrenheter och givare		
8	3501921-5	1	-	-	-	-		•Power unit	•Effektsteg	(1332584)	3
9	947224-2	2	-	-	-	-		•Screw	•Skruv		2
	969476-1	2	-	-	-	-		•Screw "Torx"	•Skruv "Torx"		2
10	3501850-6	1	-	-	-	-		•Control unit	•Styrenhet	(1274828), B280F	2
	3501848-0	1	-	-	-	-		•Control unit	•Styrenhet	(1274827), B280E EXC (S),(N),(DK),(SF)	2
	3501849-8	1	-	-	-	-		•Control unit	•Styrenhet	(1389597), B280E (S),(N),(DK),(SF)	2
11	3501184-0	1	-	-	-	-		•Bracket	•Konsol	1) (1346595)	4
11a	3501184-0	1	-	-	-	-		•Bracket	•Konsol	2)	4
12	955127-6	4	-	-	-	-		•Screw	•Skruv	1)	2
	955127-6	3	-	-	-	-		•Screw	•Skruv	2)	2
13	972079-8	1	-	-	-	-		•Screw	•Skruv	(965395)	2
14	1367645-7	1	-	-	-	-		•Sensor	•Givare		3
15	942000-1	1	-	-	-	-		•Screw	•Skruv		2
16	273599-1	1	-	-	-	-		Spark plug kit	Tändstiftsats	B280E (S),(N),(DK),(SF)	1
	1269915-3	6	-	-	-	-		•Spark plug	•Tändstift	B280F	6
	270590-3	1	-	-	-	-		Spark plug kit	Tändstiftsats	B280E EXC (S), (N),	1
	1389896-0	6	-	-	-	-		•Spark plug	•Tändstift	(DK), (SF).	6
17	270525-9	1	-	-	-	-		Ignition cable kit	Tändledningsats		1
	1367188-8	1	-	-	-	-		•Ignition cable with timing sender cylinder 1	•Tändledning med tändlägesgivare cylinder 1		1
18	1274779-6	1	-	-	-	-		Ignition cable ignition coil-distributor	Tändledning tändspole-fördelare		1
19	1367643-2	2	-	-	-	-		Sensor	Givare		3
20	1367225-8	2	-	-	-	-		Screw	Skruv		3
21		1	-	-	-	-	NS	Bracket complete	Konsol komplett		
22	3501237-6	1	-	-	-	-		•Bracket	•Konsol	(1271200)	2
23	1271043-0	2	-	-	-	-		•Retainer	•Hållare		2
24	947107-9	2	-	-	-	-		Flange screw	Flänsskruv		2
25		1	-	-	-	-	NS	Bracket complete	Konsol komplett		
26	1367606-9	1	-	-	-	-		•Bracket	•Konsol		2
27	1306511-5	2	-	-	-	-		•Retainer	•Hållare		2
28	1367038-5	1	-	-	-	-		•Rubber bushing	•Gummibussning		3
29		1	-	-	-	-	NS	Bracket complete	Konsol komplett		
30	1271202-2	1	-	-	-	-		•Bracket	•Konsol		2
31	1271043-0	1	-	-	-	-		•Retainer	•Hållare		2
32		1	-	-	-	-	NS	Bracket complete	Konsol komplett		
33	3501081-8	1	-	-	-	-		•Bracket	•Konsol		2
34	1306511-5	2	-	-	-	-		•Retainer	•Hållare		2

1) CH -6499.
2) CH 6793-

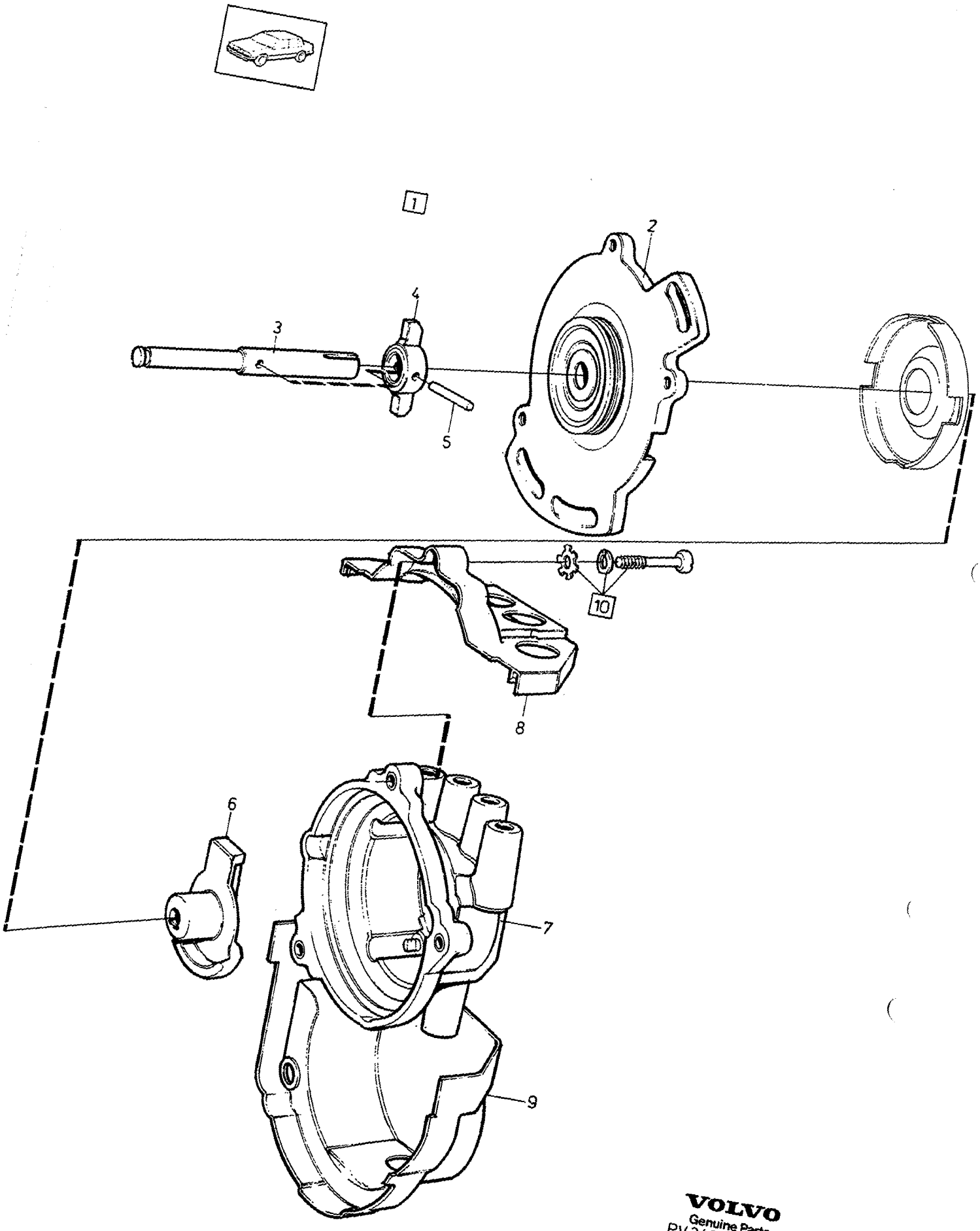

VOLVO
Genuine Parts
PV 340 42318

A		DISTRIBUTOR	FÖRDELARE	Group Grupp 28
B				
C				
D				Page Sida 343
E		B200ET		

Fig	Part No. Artikel nr	Quantity / Antal A	B	C	D	E	P S	Description	Benämning	Notes Anmärkning	S R
1	1336132-4	1	-	-	-	-		Distributor	Fördelare		3
2		1	-	-	-	-	NS	• Distributor housing	• Fördelarhus		
3		1	-	-	-	-	NS	• Shaft	• Axel		
4		1	-	-	-	-	NS	• Companion flange	• Medbringare		
5	1389935-6	1	-	-	-	-		• Lock pin	• Låspinne		2
6	1346787-3	1	-	-	-	-		• Distributor arm	• Fördelararm		1
7	1346788-1	1	-	-	-	-		• Distributor cap	• Fördelarlock		1
8		1	-	-	-	-	NS	• • Cover upper	• • Kåpa övre		
9		1	-	-	-	-	NS	• • Cover lower	• • Kåpa undre		
10	3501194-9	1	-	-	-	-		• Repair kit	• Reparationssats		3

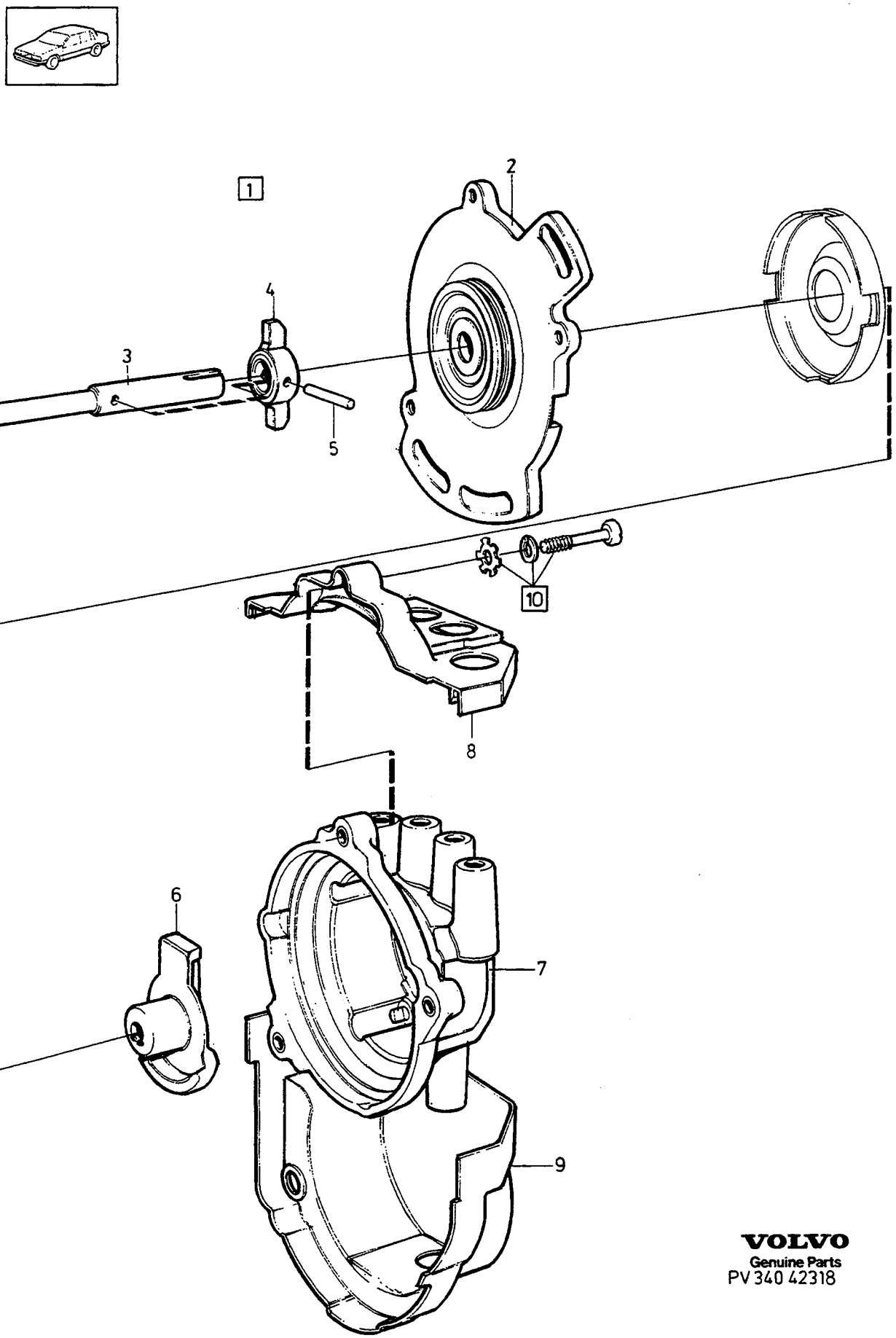

VOLVO
Genuine Parts
PV 340 42318

A		DISTRIBUTOR	FÖRDELARE	Group Grupp 28
B				Page Sida 345
C				
D				
E		B204GT		

Fig	Part No. Artikel nr	Quantity / Antal A	B	C	D	E	P S	Description	Benämning	Notes Anmärkning	S R
1	1367197-9	1	-	-	-	-		Distributor	Fördelare		3
2		1	-	-	-	-	NS	• Distributor housing	• Fördelarhus		
3		1	-	-	-	-	NS	• Shaft	• Axel		
4		1	-	-	-	-	NS	• Companion flange	• Medbringare		
5	1389935-6	1	-	-	-	-		• Lock pin	• Låspinne		2
6	1346787-3	1	-	-	-	-		• Distributor arm	• Fördelararm		1
7	1346788-1	1	-	-	-	-		• Distributor cap	• Fördelarlock		1
8		1	-	-	-	-	NS	• • Cover upper	• • Kåpa övre		
9		1	-	-	-	-	NS	• • Cover lower	• • Kåpa undre		
10	3501194-9	1	-	-	-	-		• Repair kit	• Reparationssats		3

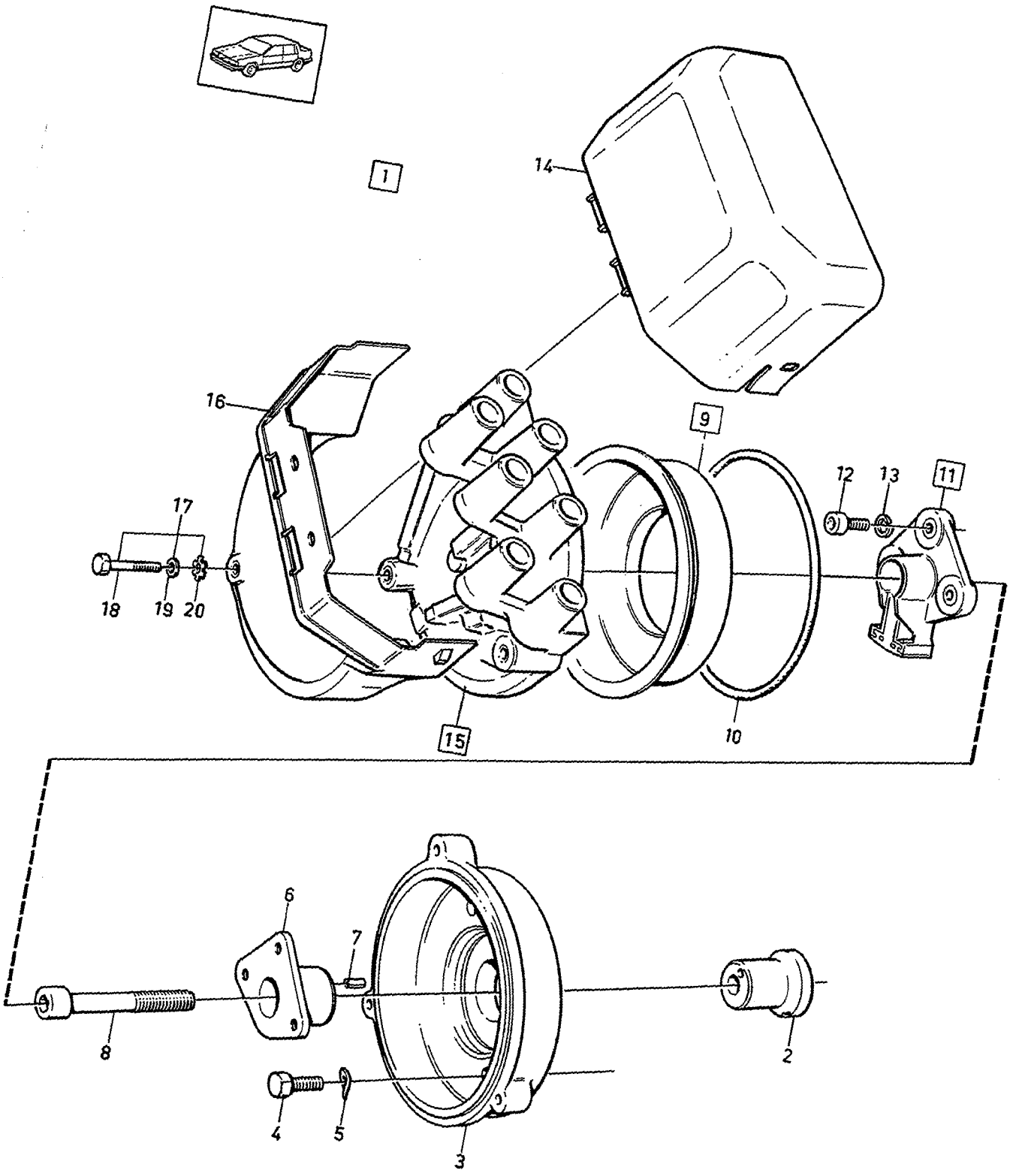

VOLVO
Genuine Parts
PV340 44805

A		DISTRIBUTOR FÖRDELARE	Group Grupp 28
B			
C			
D			Page Sida 347
E		B280E,B280F	

Fig	Part No. Artikel nr	Quantity / Antal					P S	Description	Benämning	Notes Anmärkning	S R
		A	B	C	D	E					
1		1	-	-	-	-	NS	Distributor	Fördelare		
2	1218213-5	1	-	-	-	-		•Extension	•Förlängare		4
3	1269972-4	1	-	-	-	-		•Housing	•Hus		4
4	955295-1	2	-	-	-	-		•Screw	•Skruv		2
5	941907-8	2	-	-	-	-		•Spring washer	•Fjäderbricka		2
6	1218257-2	1	-	-	-	-		•Adapter	•Adapter		4
7	951950-5	1	-	-	-	-		•Spring pin	•Rörpinne		2
8	1218214-3	1	-	-	-	-		•Screw	•Skruv		3
9	1269922-9	1	-	-	-	-		•Condensation trap	•Kondensspärr		3
10		1	-	-	-	-	NS	••O-ring	••O-ring		
11	1269921-1	1	-	-	-	-		•Distributor arm	•Fördelararm		1
12	3501523-9	3	-	-	-	-		••Screw	••Skruv		2
13	955918-8	3	-	-	-	-		••Spring washer	••Fjäderbricka		2
14	1269974-0	1	-	-	-	-		•Protecting casing upper	•Skyddskåpa övre		3
15	1269920-3	1	-	-	-	-		•Distributor cap	•Fördelarlock		1
16		1	-	-	-	-	NS	••Protecting casing lower	••Skyddskåpa nedre		
17	3501194-9	1	-	-	-	-		••Repair kit	••Reparationssats		3
18		3	-	-	-	-	NS	•••Screw	•••Skruv		
19		3	-	-	-	-	NS	•••Spring washer	•••Fjäderbricka		
20		3	-	-	-	-	NS	•••Lock washer	•••Låsbricka		

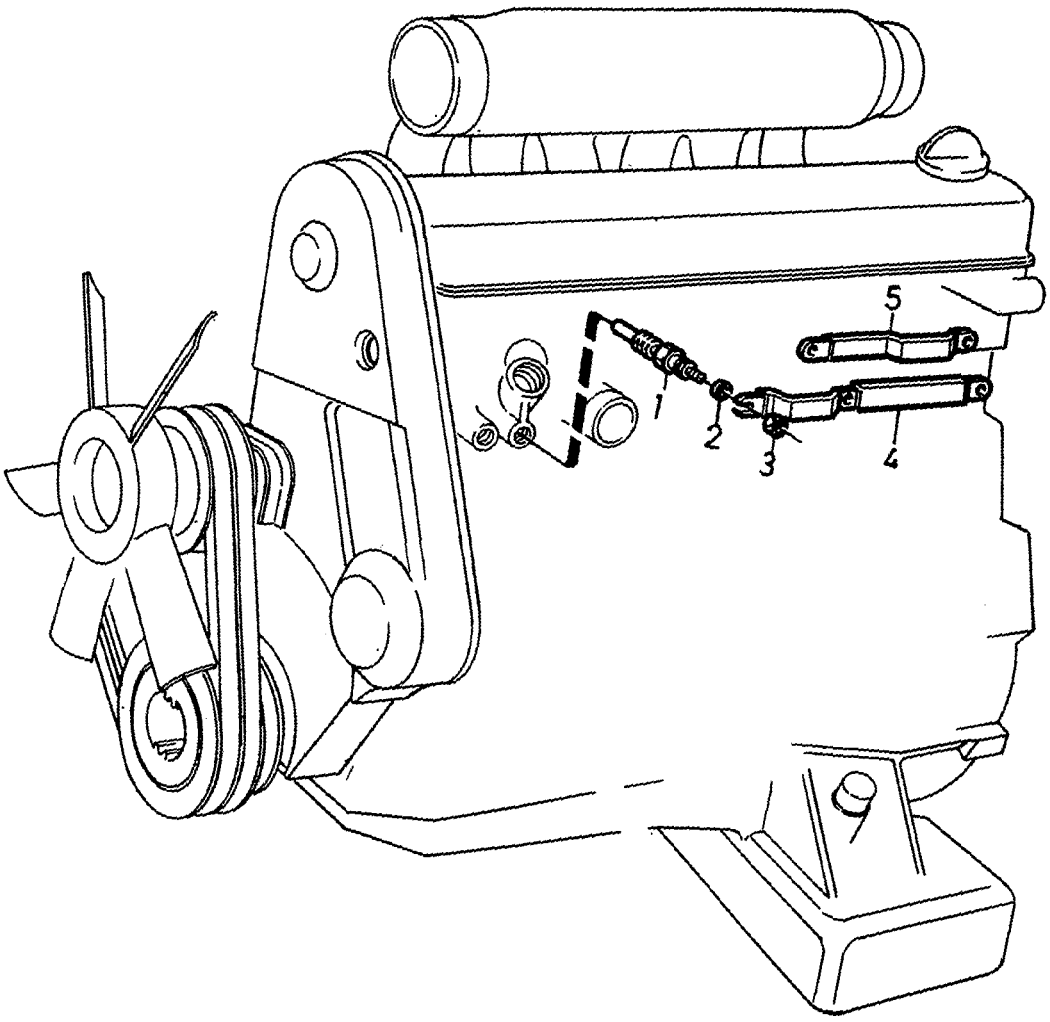

© VOLVO
Genuine Parts
PV360 41329
(103 2)

A		GLOW PLUG	GLÖDSTIFT	Group Grupp 28
B				
C				
D				Page Sida 349
E		DSL		

Fig	Part No. Artikel nr	Quantity / Antal A	B	C	D	E	PS	Description	Benämning	Notes Anmärkning	SR
1	1257889-4	6	-	-	-	-		Glow plug	Glödstift	(1257888)	2
2	941905-2	6	-	-	-	-		Spring washer	Fjäderbricka		2
3	955780-2	6	-	-	-	-		Nut	Mutter		2
4	1257530-4	2	-	-	-	-		Connecting rail	Förbindningsskena		3
5	1257649-2	1	-	-	-	-		Connecting rail	Förbindningsskena		3

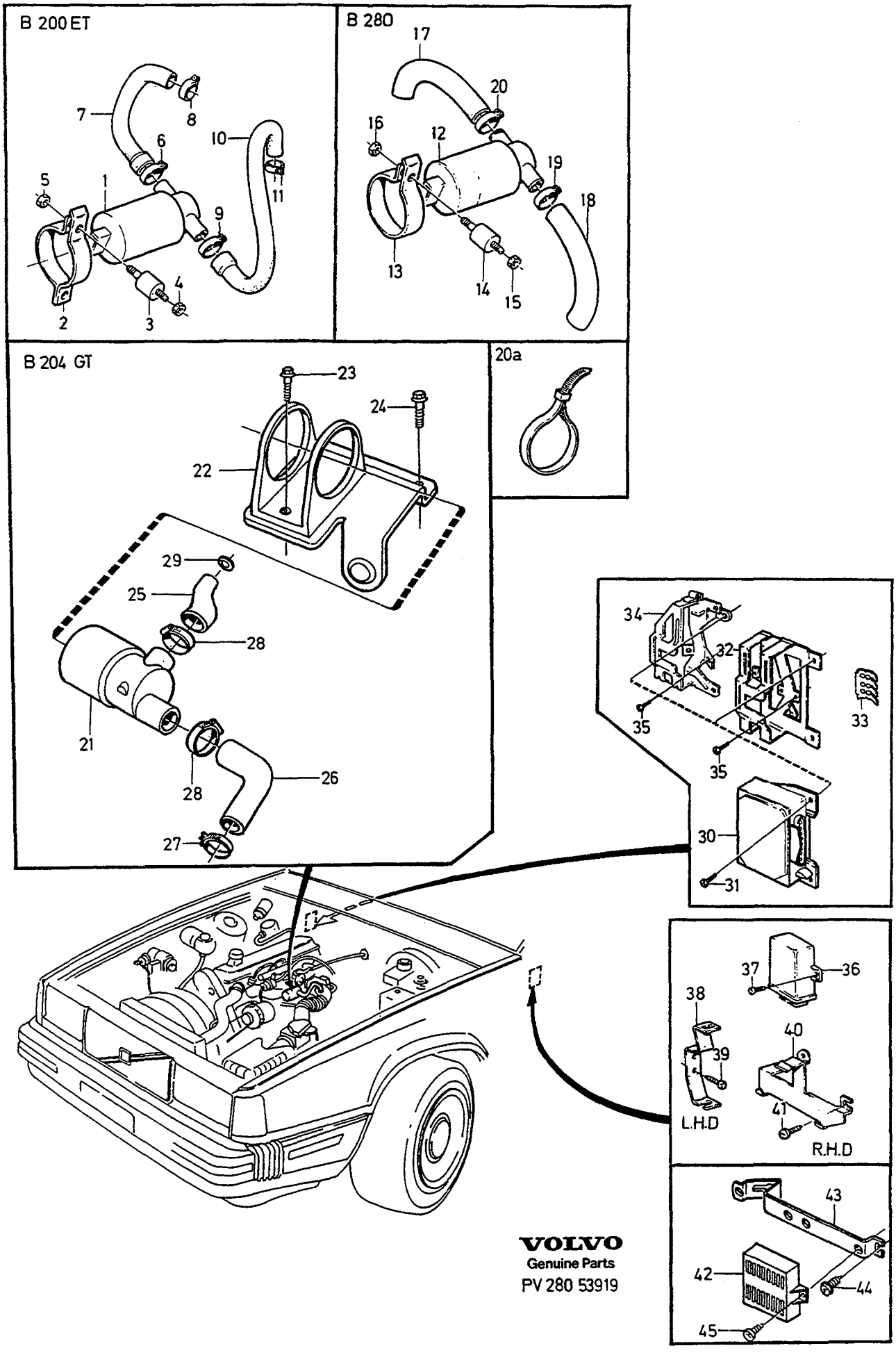
B 200 ET
B 280
B 204 GT
20a
L.H.D
R.H.D
VOLVO
Genuine Parts
PV 280 53919

A	B200ET
B	B280E
C	B280F
D	B204GT
E	

REGULATING SYSTEM FUEL SUPPLY REGLERSYSTEM BRÄNSLETILLFÖRSEL

Group / Grupp 28

Page / Sida 351

B200ET,B280E,B280F,B204GT

Fig	Part No. Artikel nr	Quantity / Antal A	B	C	D	E	PS	Description	Benämning	Notes Anmärkning	SR
1	3517067-9	1	-	-	-	-		Control mechanism	Reglermekanism	(1317957) -1989	3
2	1357991-7	1	-	-	-	-		Clamp	Klamma		4
3	1367014-6	2	-	-	-	-		Rubber cushion	Gummikudde		4
4	955781-0	2	-	-	-	-		Nut	Mutter		2
5	955781-0	2	-	-	-	-		Nut	Mutter		2
6	975279-1	1	-	-	-	-		Hose clamp	Slangklämma	(948219)	2
7	1326110-2	1	-	-	-	-		Hose outlet	Slang utlopp		3
8	975278-3	1	-	-	-	-		Hose clamp	Slangklämma	(946308)	2
9	975279-1	1	-	-	-	-		Hose clamp	Slangklämma	(948219)	2
10	1357861-2	1	-	-	-	-		Hose inlet	Slang tillopp		3
11	943473-9	1	1	-	-	-		Hose clamp	Slangklamma		2
12	3517067-9	-	1	1	-	-		Control mechanism	Reglermekanism	(1317957)	3
13	1271168-5	-	1	1	-	-		Clamp	Klamma		3
14	1367014-6	-	1	1	-	-		Rubber cushion	Gummikudde		4
15	955781-0	-	1	1	-	-		Nut	Mutter		2
16	955781-0	-	1	1	-	-		Nut	Mutter		2
17	3517693-2	-	1	1	-	-		Hose air	Slang friskluft		2
18	1271188-3	-	1	1	-	-		Hose valve hausing	Slang spjällhus		2
19	943473-9	-	1	1	-	-		Hose clamp	Slangklamma		2
20	943473-9	-	1	1	-	-		Hose clamp	Slangklamma		2
20a	948211-8	-	-	-	1	-		Strip clamp	Bandklamma		2
21	1389618-8	-	-	-	1	-		Control mechanism	Reglermekanism		3
22	3517761-7	-	-	-	1	-		Bracket	Konsol		3
23	946934-7	-	-	-	2	-		Flange screw	Flänsskruv		2
24	946934-7	-	-	-	2	-		Flange screw	Flänsskruv		2
25	3514474-0	-	-	-	1	-		Hose	Slang		3
26	3514475-7	-	-	-	1	-		Hose	Slang		3
27	943473-9	-	-	-	1	-		Hose clamp	Slangklamma		2
28	943474-7	-	-	-	2	-		Hose clamp	Slangklamma		2
29	943608-0	-	-	-	1	-		Shim	Justerbleck		2
☆ 30	5003800-9	1	-	-	-	-	EU	Control unit, exch green marking	Styrenhet, bytes grön märkning	(1367532) 1)	2
☆	5003796-9	-	1	-	-	-	EU	Control unit, exch dark green marking	Styrenhet, bytes mörkgrön märkning	(1389596) 2) (S) (N) (DK) (SF) (A) (B) (NL) (D)	3
☆	5003795-1	-	1	-	-	-	EU	Control unit, exch brown marking	Styrenhet, bytes brun märkning	(1274697) 3)	3
	(3501752)	-	-	1	-	-	SP	Control unit grey marking	Styrenhet grå märkning	REPL 1 PCS 3517846-6 4)	3
☆	5003797-7	-	-	1	-	-	EU	Control unit, exch violet marking	Styrenhet, bytes violett märkning	(3517846) 5)	3
☆	5003775-3	-	-	-	1	-	EU	Control unit, exch opal green marking	Styrenhet, bytes opalgrön märkning	(3517718) 6)	3
31	972411-3	2	2	2	2	-		Screw	Skruv		2
32	1336818-8	-	1	1	-	-		Bracket	Konsol		4
	1346496-1	1	-	-	-	-		Bracket	Konsol		3
33	1347480-4	2	-	-	-	-		•Terminal block	•Kopplingsplint		3
34	1367187-0	-	-	-	1	-		Bracket	Konsol		5
35	969487-8	3	3	3	3	-		Screw	Skruv	(958244)	2
	972409-7	3	-	-	-	-		Screw	Skruv	(949444)	2
36	1346567-9	1	-	-	-	-		Control unit constant idling	Styrenhet konstanttomgång		3
37	968465-5	1	-	-	-	-		Screw	Skruv		2

1) MARKED 0 261 200 023
2) MARKED 0 280 001 508
3) MARKED 0 280 001 505
4) MARKED 0 280 001 510
5) MARKED 0 280 001 512
6) MARKED 0 280 000 578

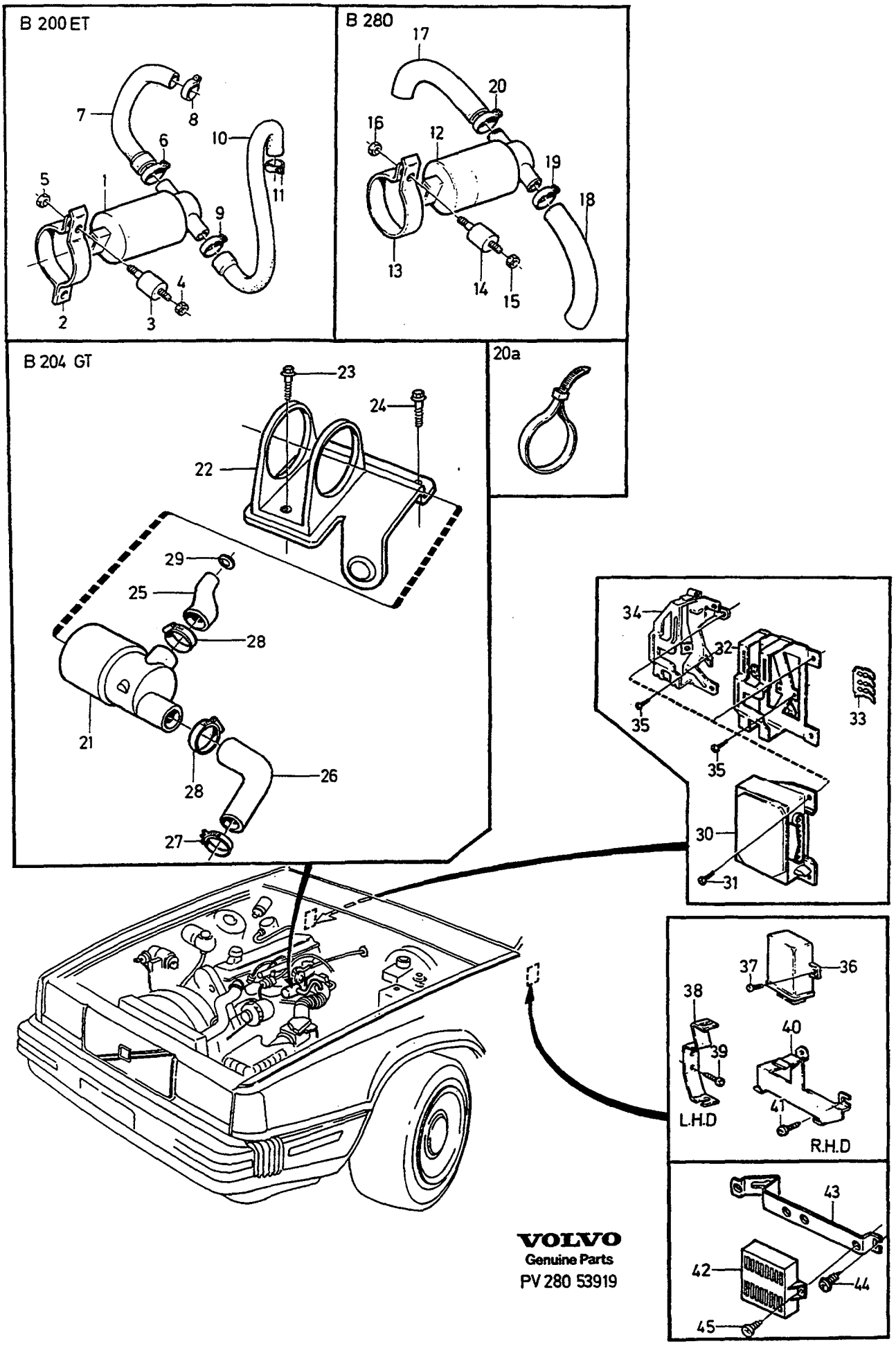
B 200 ET
B 280
B 204 GT
20a
L.H.D
R.H.D
VOLVO
Genuine Parts
PV 280 53919

A	B200ET
B	B280E
C	B280F
D	B204GT
E	

REGULATING SYSTEM FUEL SUPPLY REGLERSYSTEM BRÄNSLETILLFÖRSEL

Group / Grupp 28

Page / Sida 353

B200ET,B280E,B280F,B204GT

Fig	Part No. Artikel nr	Quantity / Antal A	B	C	D	E	PS	Description	Benämning	Notes Anmärkning	SR
38	3501478-6	1	-	-	-	-		Bracket	Konsol	L.H.D	3
39	969473-8	2	-	-	-	-		Screw	Skruv	(955137)	2
40	1389229-4	1	-	-	-	-		Bracket	Konsol	R.H.D	3
41	972079-8	2	-	-	-	-		Screw	Skruv	(965395)	2
☆ 42	3507158-8	-	-	-	1	-		Control unit	Styrenhet		3
43	1332203-7	-	-	-	1	-		Bracket	Konsol		5
44	969278-1	-	-	-	1	-		Screw	Skruv		2
45	969278-1	-	-	-	2	-		Screw	Skruv		2

ELECTRICAL SYSTEM / ELSYSTEM

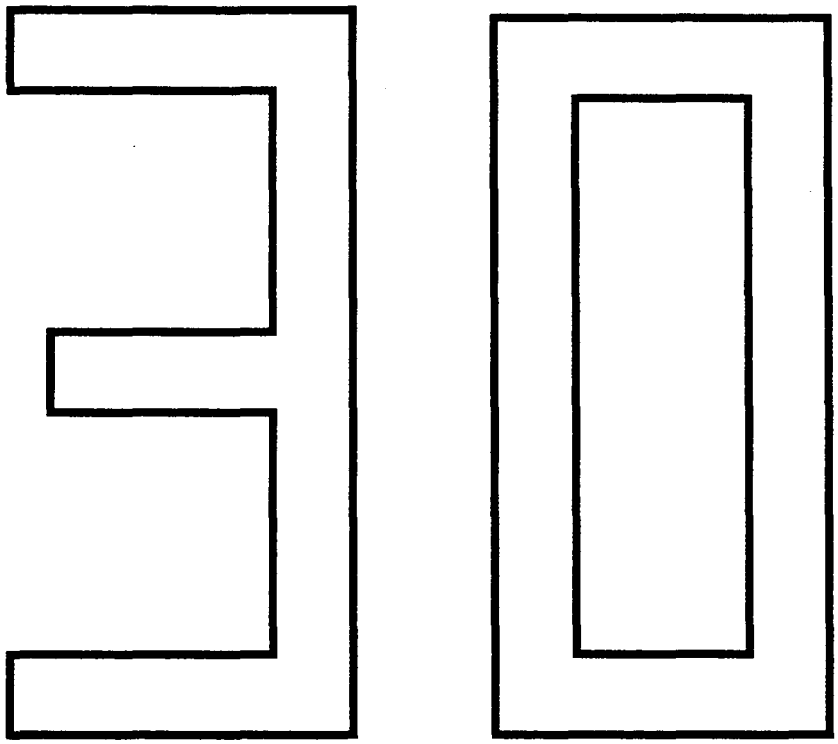

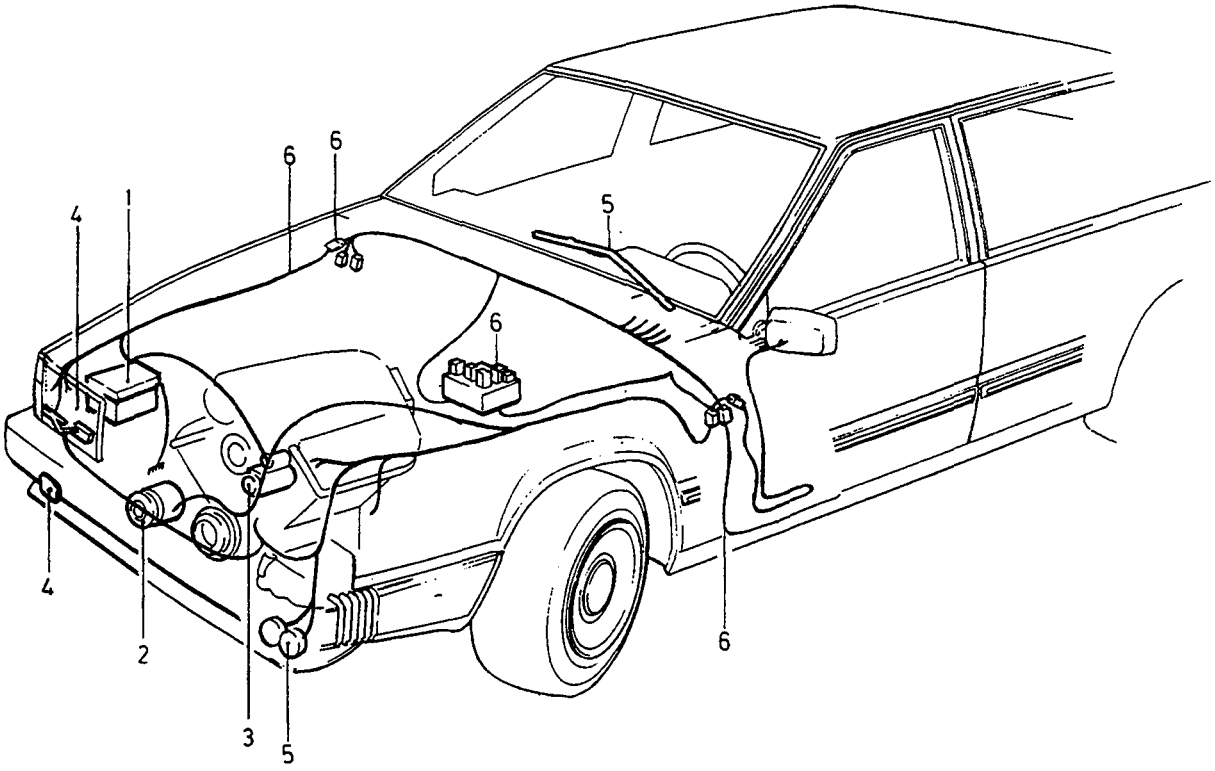



VOLVO
Genuine Parts
PV 300 52670

GROUP INDEX
ELECTRICAL SYSTEM

GRUPP INDEX
ELSYSTEM

Group
Grupp
30

Page
Sida
357

Fig	Description	Benämning	Notes Anmärkning
	SUB GROUP 31	**UNDERGRUPP 31**	
1	Batteries	Batteri	SEE 31•359
	SUB GROUP 32	**UNDERGRUPP 32**	
2	Alternator	Generator	SEE 32•373
	SUB GROUP 33	**UNDERGRUPP 33**	
3	Starter motor	Startmotor	SEE 33•399
	SUB GROUP 35	**UNDERGRUPP 35**	
4	Lighting	Belysning	SEE 35•423
	SUB GROUP 36	**UNDERGRUPP 36**	
5	Other electrical equipment	Övrig elektrisk utrustning	SEE 36•445
	SUB GROUP 37	**UNDERGRUPP 37**	
6	Wiring and fuses	Ledningar och säkringar	SEE 37•469
	SUB GROUP 38	**UNDERGRUPP 38**	
7	Instrumentation	Instrumentering	SEE 38•525
	SUB GROUP 39	**UNDERGRUPP 39**	
8	Radio system	Radiosystem	SEE 39•561

BATTERIES / BATTERI

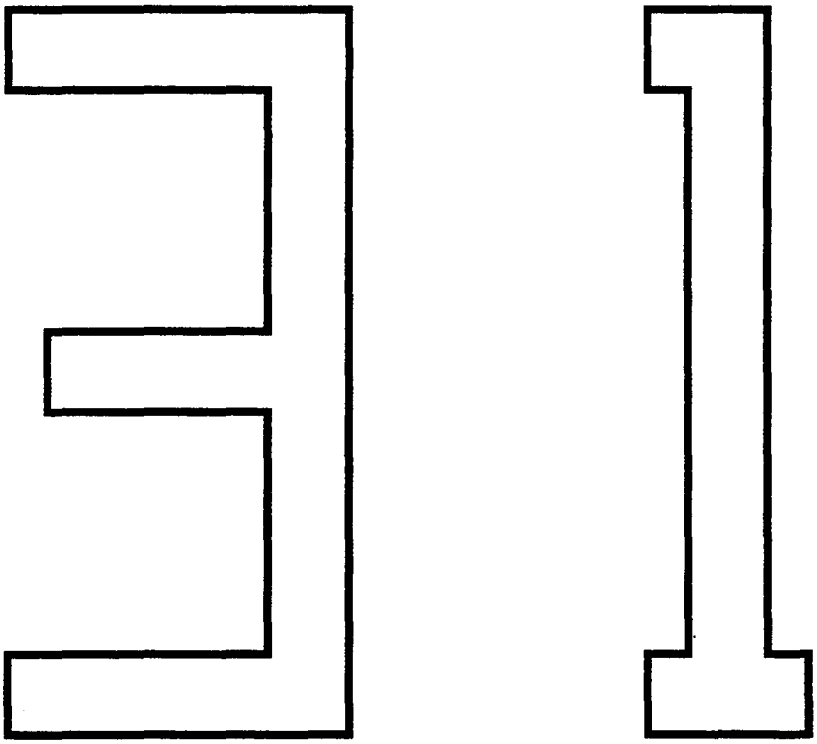

A		SUB GROUP BATTERIES	UNDERGRUPP BATTERI	Group Grupp 31
B				
C				Page Sida 359
D				
E				

Fig	Part No. Artikel nr	Quantity / Antal A	B	C	D	E	PS	Description	Benämning	Notes Anmärkning	SR
		-	-	-	-	-		Batteries with mounting parts D24TIC	Batteri med upphängningsdetaljer D24TIC	SEE 31•361 -1989	
		-	-	-	-	-		Batteries with mounting parts D24TIC	Batteri med upphängningsdetaljer D24TIC	SEE 31•363 1990-	
		-	-	-	-	-		Batteries with mounting parts B200ET	Batteri med upphängningsdetaljer B200ET	SEE 31•365	
		-	-	-	-	-		Batteries with mounting parts B280E,B280F	Batteri med upphängningsdetaljer B280E,B280F	SEE 31•367 -1990	
		-	-	-	-	-		Batteries with mounting parts B280F	Batteri med upphängningsdetaljer B280F	SEE 31•369 1991-	
		-	-	-	-	-		Batteries with mounting parts B204GT	Batteri med upphängningsdetaljer B204GT	SEE 31•371	

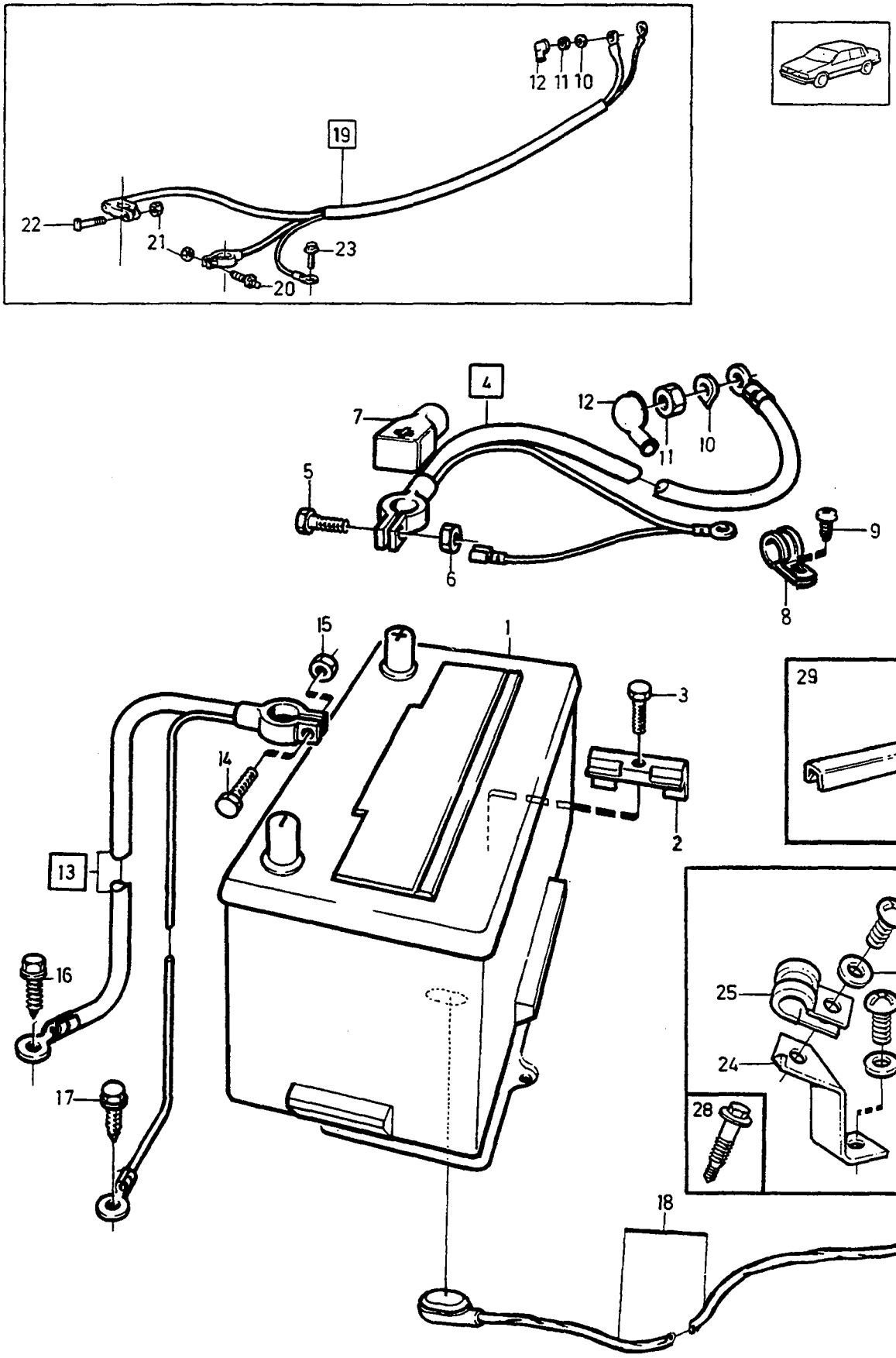

©VOLVO
Genuine Parts

A
B
C
D
E

BATTERIES WITH MOUNTING PARTS BATTERI MED UPPHÄNGNINGSDETALJER

Group / Grupp 31

Page / Sida 361

D24TIC -1989

Fig	Part No. Artikel nr	Quantity / Antal A	B	C	D	E	PS	Description	Benämning	Notes Anmärkning	SR
1	1259360-4	1	-	-	-	-		Battery	Batteri	-1986, 88Ah	2
	1363509-9	1	-	-	-	-		Battery	Batteri	1987-, 600A	1
2	1255219-6	1	-	-	-	-		Anchorage	Fäste		4
3	946671-5	1	-	-	-	-		Flange screw	Flänsskruv		2
4	1362741-9	1	-	-	-	-		Battery cable +	Batteriledning +	-1987	3
5	1308831-5	1	-	-	-	-		•Screw	•Skruv		2
6	948329-8	1	-	-	-	-		•Nut	•Mutter		2
7	1398695-5	1	-	-	-	-		Cover	Kåpa	(1323015)	2
8	952627-8	3	-	-	-	-		Clamp	Klamma		2
9	972426-1	3	-	-	-	-		Screw	Skruv	(966733)	2
10	941907-8	1	-	-	-	-		Spring washer	Fjäderbricka		2
11	968862-3	1	-	-	-	-		Flange nut	Flänsmutter	(955782)	8
12	1234326-5	1	-	-	-	-		Protecting casing	Skyddskåpa		2
13	1307029-7	1	-	-	-	-		Battery cable -	Batteriledning -	-1987	3
14	948328-0	1	-	-	-	-		•Screw	•Skruv		2
15	948329-8	1	-	-	-	-		•Nut	•Mutter		2
16	946471-0	1	-	-	-	-		Flange screw	Flänsskruv		2
17	975561-2	1	-	-	-	-		Flange screw	Flänsskruv	(973475)	1
18		1	-	-	-	-	NS	Temperature sensor	Temperaturgivare		
19	3523802-1	1	-	-	-	-		Cable harness	Ledningsmatta	(3515682), 1988-	5
20	948328-0	1	-	-	-	-		•Screw	•Skruv		2
21	948329-8	2	-	-	-	-		•Nut	•Mutter		2
22	1308831-5	1	-	-	-	-		•Screw	•Skruv		2
23	967552-1	1	-	-	-	-		Flange screw	Flänsskruv		1
24	3515228-9	1	-	-	-	-		Bracket	Konsol	(1308753)	3
25	952633-6	1	-	-	-	-		Clamp	Klamma	CH-6992	2
	952634-4	1	-	-	-	-		Clamp	Klamma	CH 6993-	2
26	190666-8	2	-	-	-	-		Screw	Skruv	1)	2
27	955892-5	2	-	-	-	-		Washer	Bricka	1)	2
☆ 28	975561-2	2	-	-	-	-		Flange screw	Flänsskruv	2) (973475)	1
29	699856-1	X	-	-	-	-		Edge protection moulding by the meter	Kantskyddslist metervara	LG 150mm	2

1) CH -6499.
2) CH 6793-

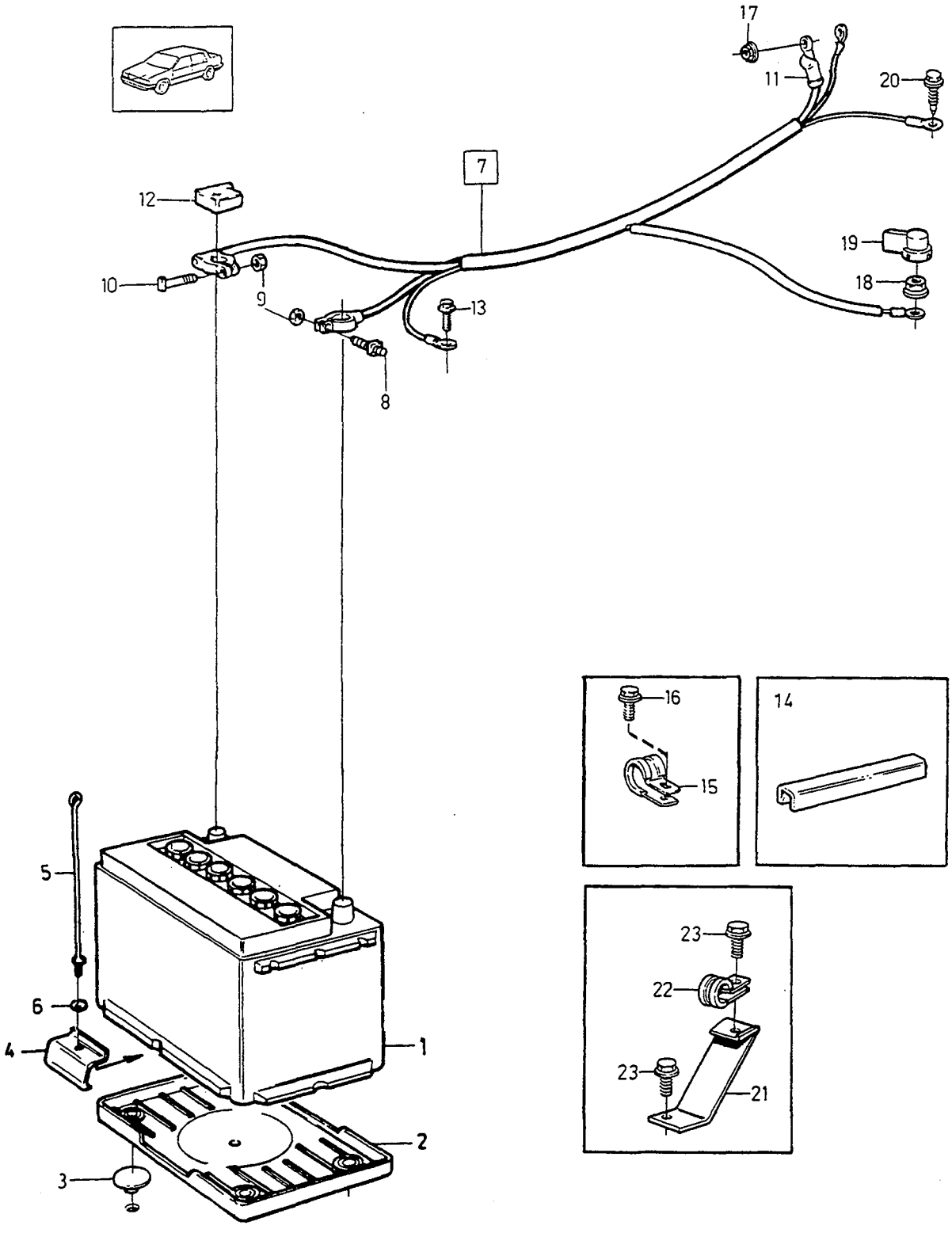

©VOLVO
Genuine Parts
PV 310 52746

A
B
C
D
E

BATTERIES WITH MOUNTING PARTS BATTERI MED UPPHÄNGNINGSDETALJER

Group Grupp 31

Page Sida 363

D24TIC 1990-

Fig	Part No. Artikel nr	Quantity / Antal A	B	C	D	E	PS	Description	Benämning	Notes Anmärkning	SR
1	1363509-9	1	-	-	-	-		Battery	Batteri	600A	1
2	1334805-7	1	-	-	-	-		Battery box	Batterilåda		3
3	1334670-5	4	-	-	-	-		Spacer	Mellanlägg		3
4	1316365-4	1	-	-	-	-		Bracket	Konsol		3
5	1247171-0	1	-	-	-	-		Screw	Skruv		2
6	955971-7	1	-	-	-	-		O-ring	O-ring		2
7	3523802-1	1	-	-	-	-		Cable harness	Ledningsmatta		5
8	948328-0	1	-	-	-	-		•Screw	•Skruv		2
9	948329-8	2	-	-	-	-		•Nut	•Mutter		2
10	1308831-5	1	-	-	-	-		•Screw	•Skruv		2
11	1323987-6	1	-	-	-	-		•Gaiter	•Gummikåpa		3
12	1398695-5	1	-	-	-	-		Cover	Kåpa		2
⚔ 13	975561-2	1	-	-	-	-		Flange screw	Flänsskruv	(973475)	1
14	699856-1	X	-	-	-	-		Edge protection moulding by the meter	Kantskyddslist metervara		2
15	952627-8	2	-	-	-	-		Clamp	Klamma		2
								Front member	Frambalk		
16	966862-5	3	-	-	-	-		Flange screw	Flänsskruv		2
17	945408-3	1	-	-	-	-		Flange nut	Flänsmutter		2
18	968761-7	1	-	-	-	-		Nut	Mutter		2
19	1234326-5	1	-	-	-	-		Protecting casing	Skyddskåpa		2
☆ 20	975561-2	1	-	-	-	-		Flange screw	Flänsskruv	(973475)	1
21	3523493-9	1	-	-	-	-		Bracket	Konsol		3
								Side member left	Sidobalk vänster		
22	952635-1	1	-	-	-	-		Clamp	Klamma		2
☆ 23	975561-2	2	-	-	-	-		Flange screw	Flänsskruv	(973475)	1

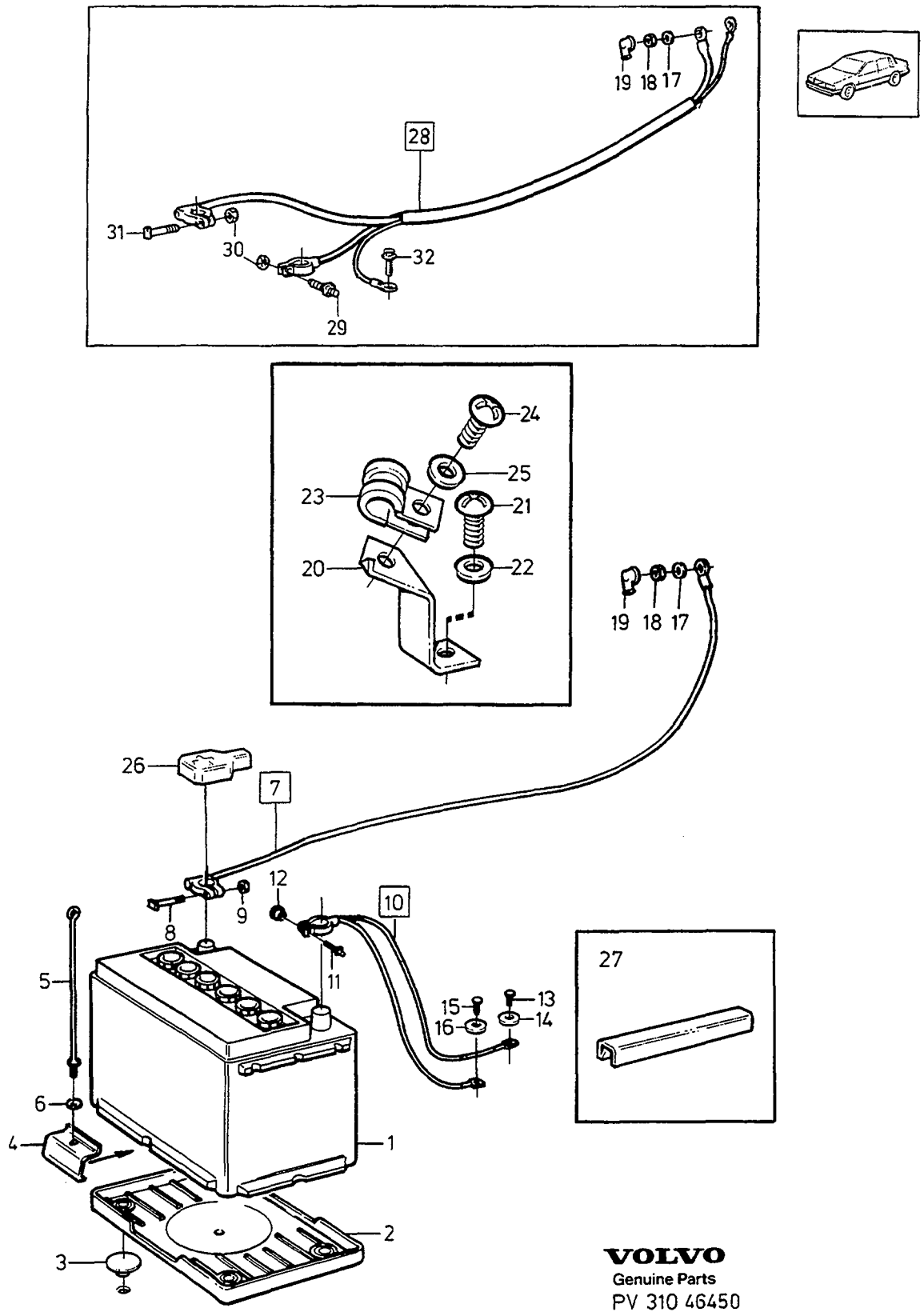

VOLVO
Genuine Parts
PV 310 46450

A
B
C
D
E

BATTERIES WITH MOUNTING PARTS BATTERI MED UPPHÄNGNINGSDETALJER

Group Grupp 31

Page Sida 365

B200ET

Fig	Part No. Artikel nr	Quantity / Antal A	B	C	D	E	P S	Description	Benämning	Notes Anmärkning	S R
1	1324250-8	1	-	-	-	-		Battery	Batteri	450A	1
2	1334805-7	1	-	-	-	-		Battery box	Batterilåda		3
3	1334670-5	4	-	-	-	-		Spacer	Mellanlägg		3
4	1316365-4	1	-	-	-	-		Bracket	Konsol		3
5	1247171-0	1	-	-	-	-		Screw	Skruv		2
6	955971-7	1	-	-	-	-		O-ring	O-ring		2
7	1324031-2	1	-	-	-	-		Battery cable +	Batteriledning +	-1987	3
8	1308831-5	1	-	-	-	-		• Screw	• Skruv		2
9	948329-8	1	-	-	-	-		• Nut	• Mutter		2
10	1347740-1	1	-	-	-	-		Battery cable -	Batteriledning -	-1987	3
11	948328-0	1	-	-	-	-		• Screw	• Skruv		2
12	948329-8	1	-	-	-	-		• Nut	• Mutter		2
13	940133-2	1	-	-	-	-		Screw	Skruv		2
14	942336-9	1	-	-	-	-		Spring washer	Fjäderbricka		2
15	946485-0	1	-	-	-	-		Screw	Skruv		2
16	942605-7	1	-	-	-	-		Toothed washer	Tandbricka		2
17	941907-8	1	-	-	-	-		Spring washer	Fjäderbricka		2
18	968862-3	1	-	-	-	-		Flange nut	Flänsmutter	(955782)	8
19	673580-7	1	-	-	-	-		Gaiter	Gummikåpa		2
20	3515228-9	1	-	-	-	-		Bracket	Konsol	(1308753)	3
21	190666-8	1	-	-	-	-		Screw	Skruv		2
22	955892-5	1	-	-	-	-		Washer	Bricka		2
23	952630-2	1	-	-	-	-		Clamp	Klamma	I.DIA 17,5mm	2
24	190666-8	1	-	-	-	-		Screw	Skruv		2
25	955892-5	1	-	-	-	-		Washer	Bricka		2
26	1398695-5	1	-	-	-	-		Cover	Kåpa	(1323015)	2
27	699856-1	X	-	-	-	-		Edge protection moulding by the meter	Kantskyddslist metervara	LG 300mm	2
28	3523801-3	1	-	-	-	-		Cable harness	Ledningsmatta	1988-, (3523638)	5
29	948328-0	1	-	-	-	-		• Screw	• Skruv		2
30	948329-8	2	-	-	-	-		• Nut	• Mutter		2
31	1308831-5	1	-	-	-	-		• Screw	• Skruv		2
32	967552-1	1	-	-	-	-		Flange screw	Flänsskruv		1

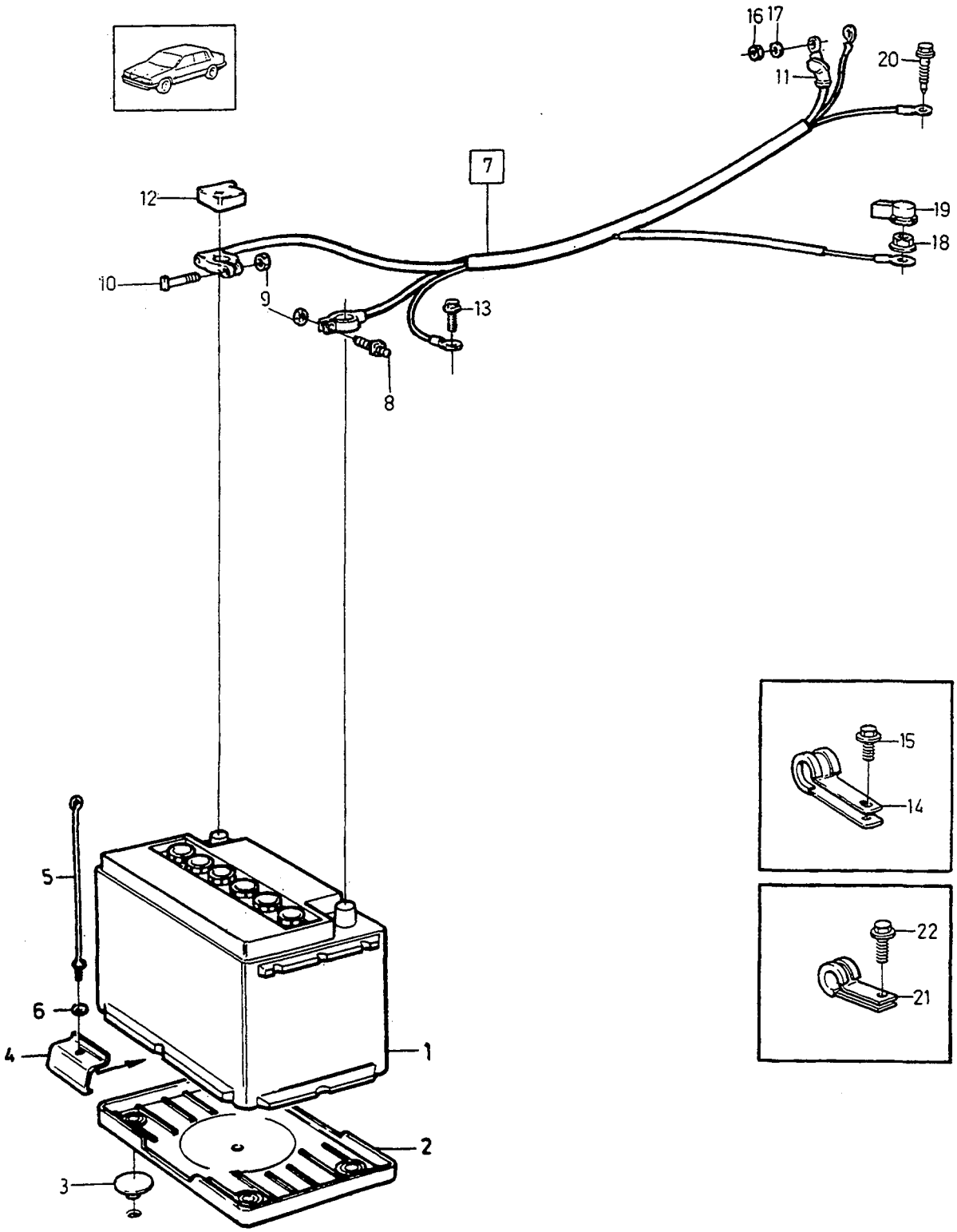

©VOLVO
Genuine Parts
PV 310 52598

A	B280E, B280F	BATTERIES WITH MOUNTING PARTS BATTERI MED UPPHÄNGNINGSDETALJER	Group Grupp 31
B			
C			
D			Page Sida 367
E		-1990	

Fig	Part No. Artikel nr	Quantity / Antal A	B	C	D	E	PS	Description	Benämning	Notes Anmärkning	SR
1	3515189-3	1	-	-	-	-		Battery	Batteri	(1308915), 500A	1
2	1334805-7	1	-	-	-	-		Battery box	Batterilåda		3
3	1334670-5	4	-	-	-	-		Spacer	Mellanlägg		3
4	1316365-4	1	-	-	-	-		Bracket	Konsol		3
5	1247171-0	1	-	-	-	-		Screw	Skruv		2
6	955971-7	1	-	-	-	-		O-ring	O-ring		2
7	3515179-4	1	-	-	-	-		Cable harness	Ledningsmatta	(1363376)	5
8	948328-0	1	-	-	-	-		• Screw	• Skruv		2
9	948329-8	2	-	-	-	-		• Nut	• Mutter		2
10	1308831-5	1	-	-	-	-		• Screw	• Skruv		2
11	1323987-6	1	-	-	-	-		• Gaiter	• Gummikåpa		3
12	1398695-5	1	-	-	-	-		Cover	Kåpa	(1323015)	2
☆ 13	975561-2	1	-	-	-	-		Flange screw	Flänsskruv	(973475)	1
14	1323827-4	1	-	-	-	-		Clamp	Klamma	I.DIA 15,9mm	2
15	946215-1	1	-	-	-	-		Screw	Skruv		2
16	968862-3	1	-	-	-	-		Flange nut	Flänsmutter	ALTER 1, (955782)	8
	945408-3	1	-	-	-	-		Flange nut	Flänsmutter	ALTER 2	2
17	941907-8	1	-	-	-	-		Spring washer	Fjäderbricka	ALTER 1	2
18	968761-7	1	-	-	-	-		Nut	Mutter		2
19	1234326-5	1	-	-	-	-		Protecting casing	Skyddskåpa		2
☆ 20	975561-2	1	-	-	-	-		Flange screw	Flänsskruv	(973475)	1
21	952632-8	1	-	-	-	-		Clamp	Klamma	I.DIA 20,6mm	2
22	946215-1	1	-	-	-	-		Screw	Skruv		2

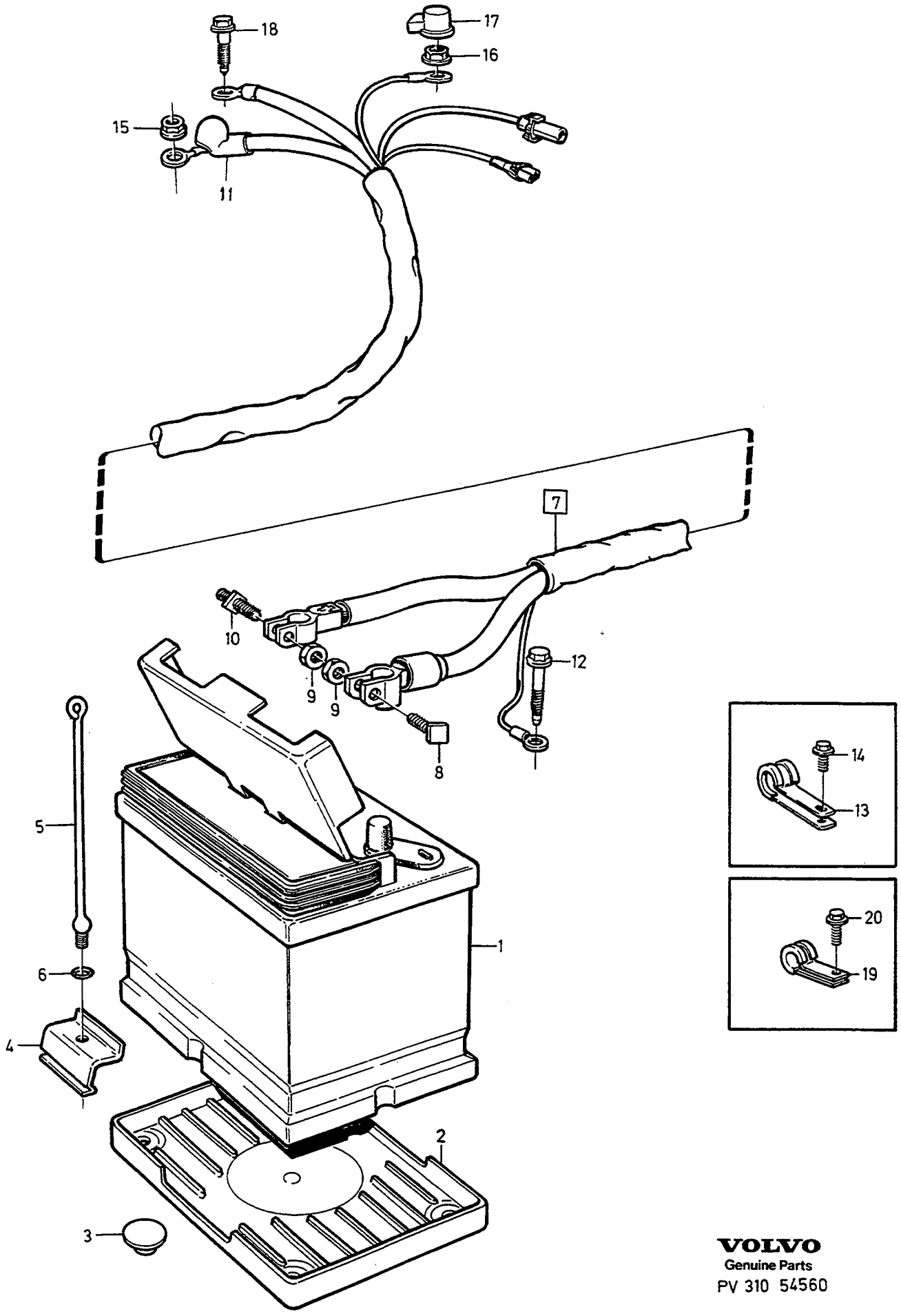

VOLVO
Genuine Parts
PV 310 54560

A	B280F	BATTERIES WITH MOUNTING PARTS BATTERI MED UPPHÄNGNINGSDETALJER	Group Grupp 31
B			
C			
D			Page Sida 369
E		1991-	

Fig	Part No. Artikel nr	Quantity / Antal A	B	C	D	E	PS	Description	Benämning	Notes Anmärkning	SR
1	3515896-3	1	-	-	-	-		Battery	Batteri	520A. (60Ah)	1
2	1334805-7	1	-	-	-	-		Battery box	Batterilåda		3
3	1334670-5	4	-	-	-	-		Spacer	Mellanlägg		3
4	1316365-4	1	-	-	-	-		Bracket	Konsol		3
5	1247171-0	1	-	-	-	-		Screw	Skruv		2
6	955971-7	1	-	-	-	-		O-ring	O-ring		2
7	3515179-4	1	-	-	-	-		Cable harness	Ledningsmatta		5
8	948328-0	1	-	-	-	-		•Screw	•Skruv		2
9	948329-8	2	-	-	-	-		•Nut	•Mutter		2
10	1308831-5	1	-	-	-	-		•Screw	•Skruv		2
11	1323987-6	1	-	-	-	-		•Gaiter	•Gummikåpa		3
12	975561-2	1	-	-	-	-		Flange screw	Flänsskruv	(973475)	1
13	1323827-4	1	-	-	-	-		Clamp	Klamma	I.DIA 15,9mm	2
14	946215-1	1	-	-	-	-		Screw	Skruv		2
15	945408-3	1	-	-	-	-		Flange nut	Flänsmutter		2
16	968761-7	1	-	-	-	-		Nut	Mutter		2
17	1234326-5	1	-	-	-	-		Protecting casing	Skyddskåpa		2
18	975561-2	1	-	-	-	-		Flange screw	Flänsskruv	(973475)	1
19	952632-8	1	-	-	-	-		Clamp	Klamma	I.DIA 20,6mm	2
20	946215-1	1	-	-	-	-		Screw	Skruv		2

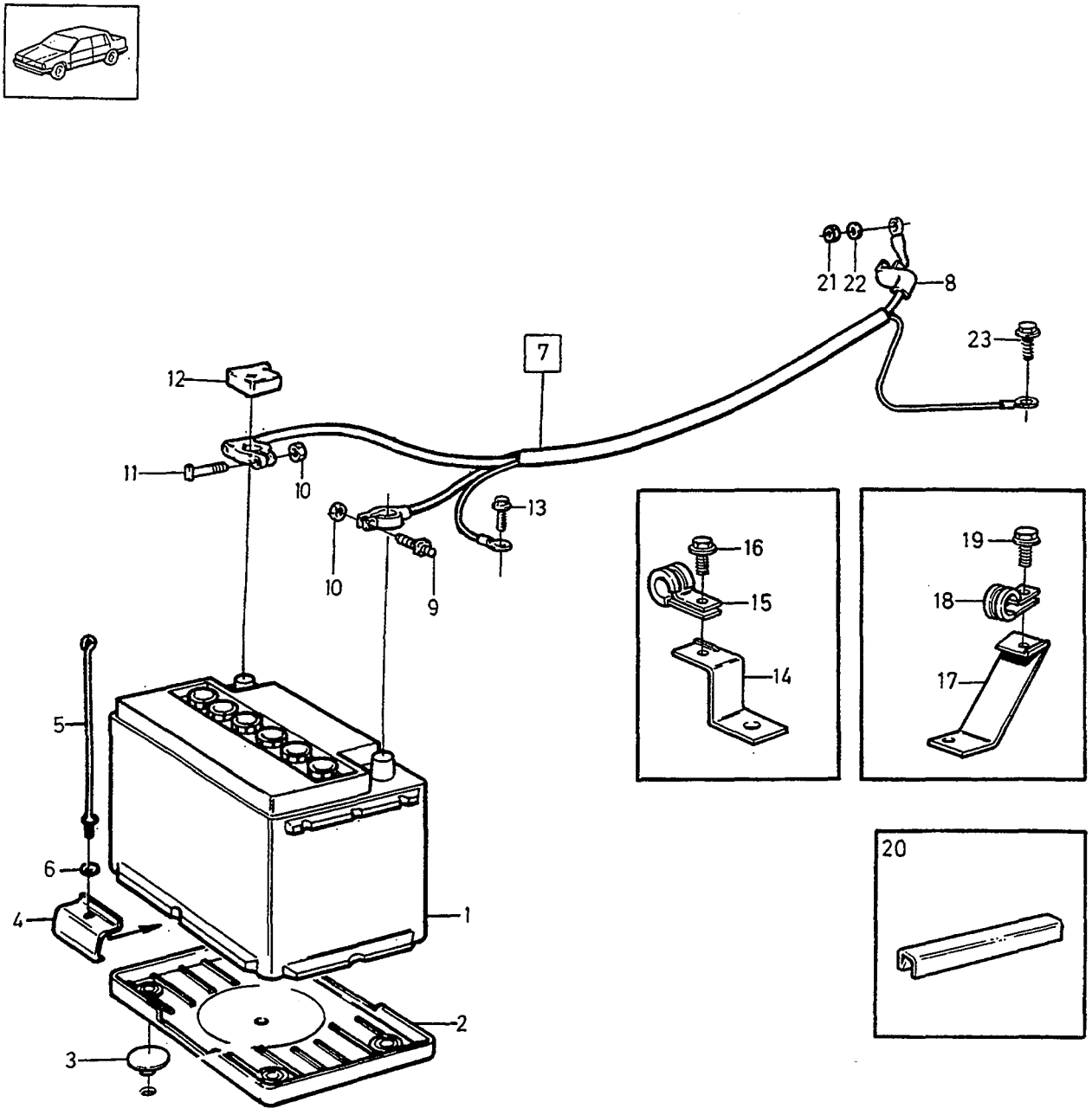

VOLVO
Genuine Parts
PV 310 54017

A	B204GT	BATTERIES WITH MOUNTING PARTS BATTERI MED UPPHÄNGNINGSDETALJER	Group Grupp 31
B			
C			Page Sida 371
D			
E			

Fig	Part No. Artikel nr	Quantity / Antal A	B	C	D	E	PS	Description	Benämning	Notes Anmärkning	SR
1	3515189-3	1	-	-	-	-		Battery	Batteri	500A	1
2	1334805-7	1	-	-	-	-		Battery box	Batterilåda		3
3	1334670-5	4	-	-	-	-		Spacer	Mellanlägg		3
4	1316365-4	1	-	-	-	-		Bracket	Konsol		3
5	1247171-0	1	-	-	-	-		Screw	Skruv		2
6	955971-7	1	-	-	-	-		O-ring	O-ring		2
7	3515961-5	1	-	-	-	-		Cable harness	Ledningsmatta		5
8	3515638-9	1	-	-	-	-		• Protecting casing	• Skyddskåpa		2
9	948328-0	1	-	-	-	-		• Screw	• Skruv		2
10	948329-8	2	-	-	-	-		• Nut	• Mutter		2
11	1308831-5	1	-	-	-	-		• Screw	• Skruv		2
12	1398695-5	1	-	-	-	-		Cover	Kåpa		2
13	967552-1	1	-	-	-	-		Flange screw	Flänsskruv		1
☆	975561-2	1	-	-	-	-		Flange screw	Flänsskruv	(973475), ALTER	1
14	3523304-8	1	-	-	-	-		Bracket Engine anchorage left	Konsol Motorfäste vänster		3
15	952632-8	1	-	-	-	-		Clamp Engine anchorage left	Klamma Motorfäste vänster	I.DIA 20,6mm	2
16	967552-1	1	-	-	-	-		Flange screw	Flänsskruv		1
17	3523493-9	1	-	-	-	-		Bracket Side member left	Konsol Sidobalk vänster		3
18	952634-4	1	-	-	-	-		Clamp Side member left	Klamma Sidobalk vänster	I.DIA 23,8mm	2
☆ 19	975561-2	1	-	-	-	-		Flange screw	Flänsskruv	(973475)	1
20	699856-1	X	-	-	-	-		Edge protection moulding by the meter	Kantskyddslist metervara		2
21	968862-3	1	-	-	-	-		Flange nut	Flänsmutter	(955782), ALTER 1	8
	945408-3	1	-	-	-	-		Flange nut	Flänsmutter	ALTER 2	2
22	941907-8	1	-	-	-	-		Spring washer	Fjäderbricka	ALTER 1	2
23	946173-2	1	-	-	-	-		Flange screw	Flänsskruv		2

ALTERNATOR / GENERATOR

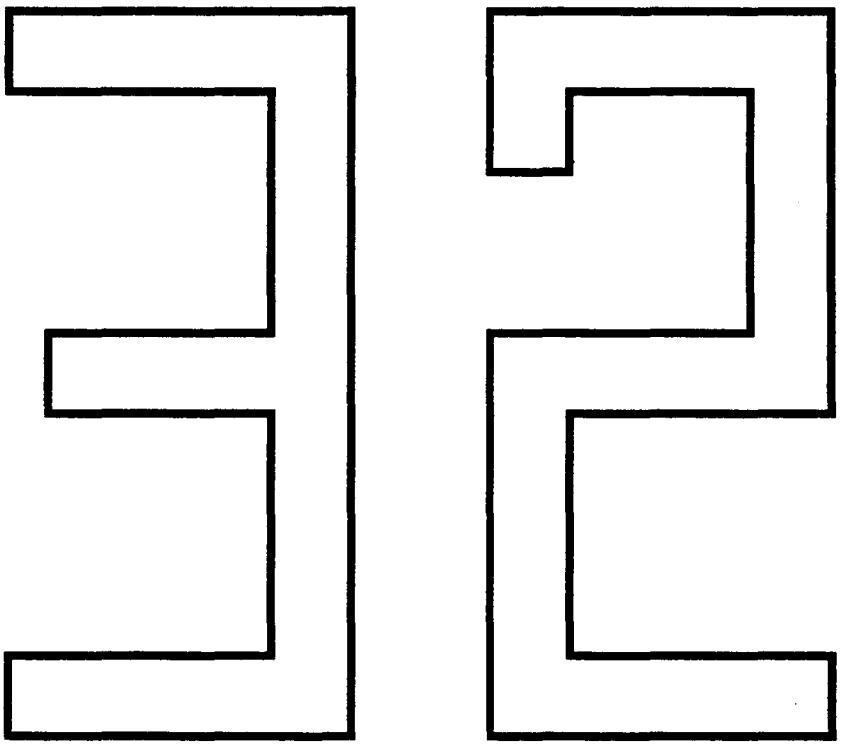

A
B
C
D
E

SUB GROUP
ALTERNATOR

UNDERGRUPP
GENERATOR

Group
Grupp
32

Page
Sida
373

Fig	Part No. Artikel nr	Quantity / Antal A	B	C	D	E	PS	Description	Benämning	Notes Anmärkning	SR
		-	-	-	-	-		Alternator with mounting parts D24TIC	Generator med upphängningsdetaljer D24TIC	1) SEE 32•375	
		-	-	-	-	-		Alternator with mounting parts D24TIC	Generator med upphängningsdetaljer D24TIC	2) SEE 32•377	
		-	-	-	-	-		Alternator with mounting parts B200ET	Generator med upphängningsdetaljer B200ET	1) SEE 32•381	
		-	-	-	-	-		Alternator with mounting parts B280E,B280F	Generator med upphängningsdetaljer B280E,B280F	SEE 32•387	
		-	-	-	-	-		Alternator with mounting parts B204GT	Generator med upphängningsdetaljer B204GT	SEE 32•393	
		-	-	-	-	-		Alternator repair kits	Generator reparationssats	SEE 32•397	

1) CH -6499.
2) CH 6793-

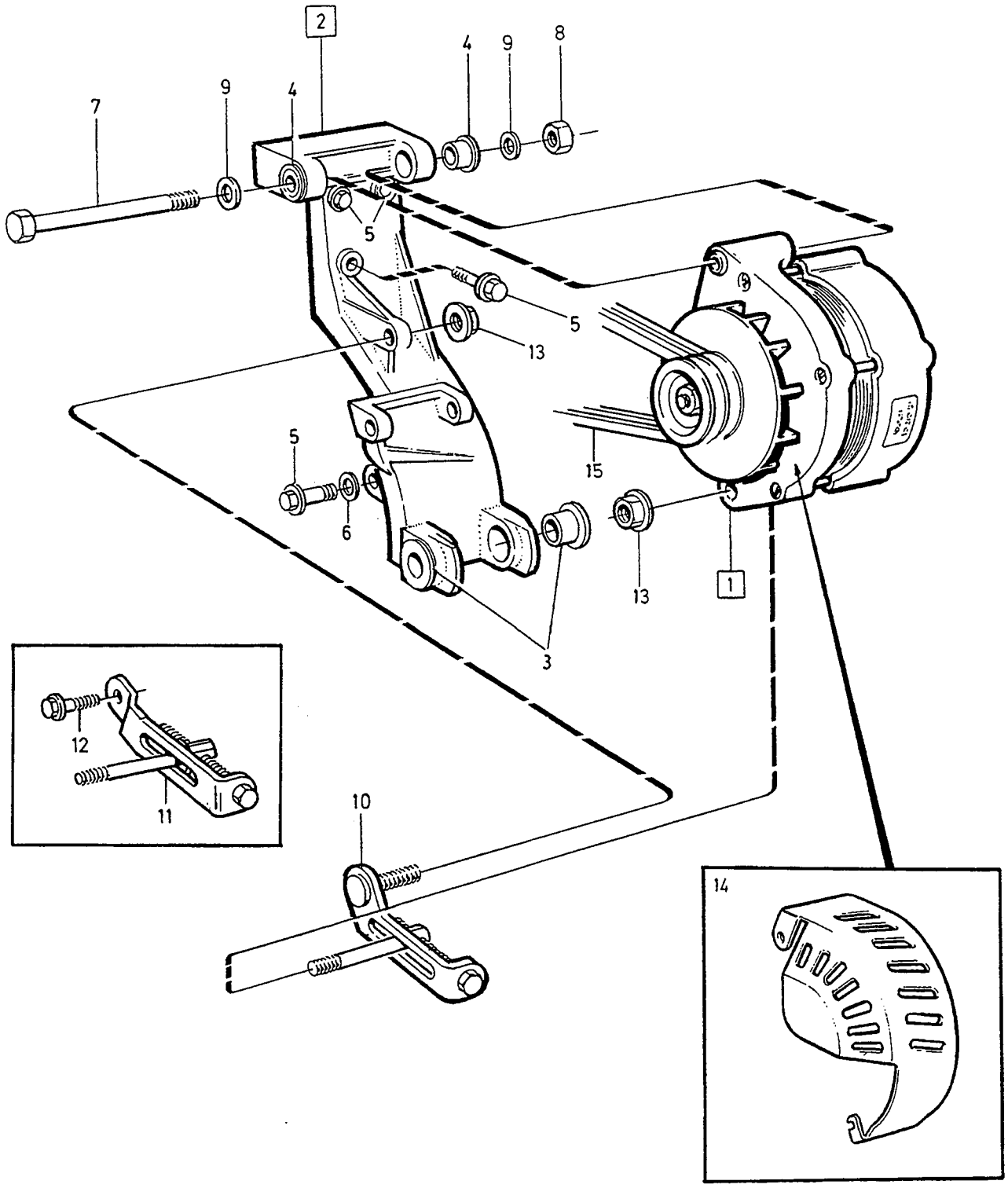

VOLVO
Genuine Parts
PV 320 49283

A
B
C
D
E

ALTERNATOR WITH MOUNTING PARTS GENERATOR MED UPPHÄNGNINGSDETALJER

Group / Grupp 32

Page / Sida 375

1) D24TIC

Fig	Part No. Artikel nr	Quantity / Antal A	B	C	D	E	P S	Description	Benämning	Notes Anmärkning	S R
1	1362684-1	1	-	-	-	-		Alternator	Generator	70A	3
		-	-	-	-	-		•SEE 32•379	•SEE 32•379		
	5003575-7	1	-	-	-	-	EU	Alternator, exch	Generator, bytes		2
2	*(1328782)*	1	-	-	-	-	SP	Bracket	Konsol	REPL 1PCS 3507039-0, 1PCS 3507055-6, 1PCS 946671-5, 1PCS 965216-5.	5
3	463909-2	2	-	-	-	-		•Rubber bushing	•Gummibussning		5
4	1328850-1	2	-	-	-	-		•Bushing	•Bussning	(1257379)	2
5	948217-5	4	-	-	-	-		Flange screw	Flänsskruv		2
6	960141-0	1	-	-	-	-		Washer	Bricka		2
7	968893-8	1	-	-	-	-		Flange screw	Flänsskruv	(955311)	2
8	948645-7	1	-	-	-	-		Flange lock nut	Flänslåsmutter	(946036)	2
9	1257558-5	2	-	-	-	-		Washer	Bricka		2
10	1328810-5	1	-	-	-	-		Tensioning arm	Spännarm		3
11	3507055-6	1	-	-	-	-		Tensioning arm	Spännarm		3
12	946671-5	1	-	-	-	-		Flange screw	Flänsskruv		2
13	945408-3	2	-	-	-	-		Flange nut	Flänsmutter		2
14	3523672-8	1	-	-	-	-		Fan protector	Fläktskydd		2
15	968910-0	1	-	-	-	-		V-belt	Kilrem		1

1) CH -6499.

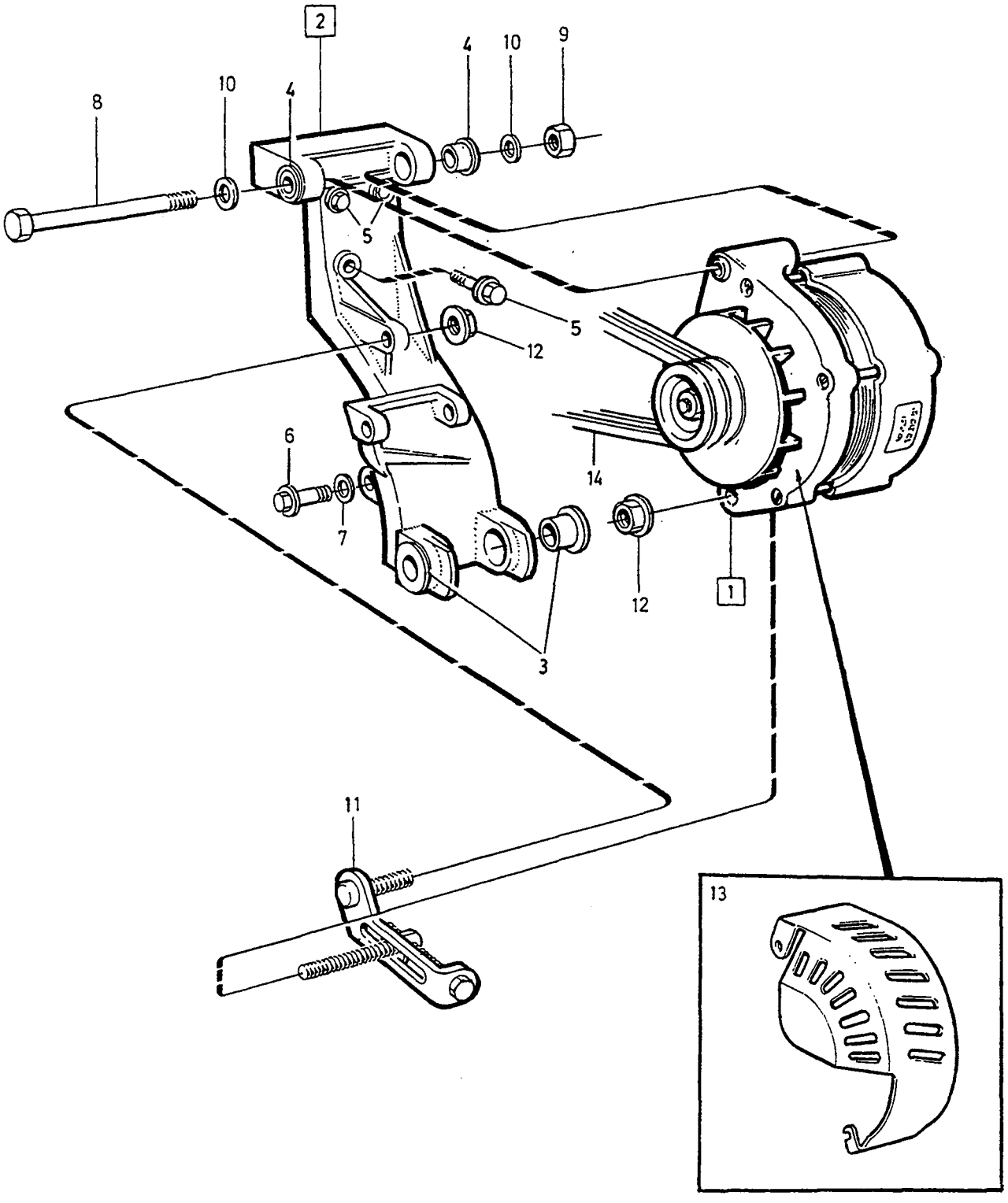
2
4
10
9
8
10
4
5
5
12
6
14
7
12
1
3
11
13

A
B
C
D
E

ALTERNATOR WITH MOUNTING PARTS GENERATOR MED UPPHÄNGNINGSDETALJER

Group Grupp 32

Page Sida 377

1) D24TIC

Fig	Part No. Artikel nr	Quantity / Antal A	B	C	D	E	PS	Description	Benämning	Notes Anmärkning	SR
1	1363494-4	1	-	-	-	-		Alternator	Generator	80A	3
		-	-	-	-	-		•SEE 32•385	•SEE 32•385		
	5003694-6	1	-	-	-	-	EU	Alternator, exch	Generator, bytes		3
2	3507039-0	1	-	-	-	-		Bracket	Konsol		4
3	463909-2	2	-	-	-	-		•Rubber bushing	•Gummibussning		5
4	1328850-1	2	-	-	-	-		•Bushing	•Bussning		2
5	948217-5	3	-	-	-	-		Flange screw	Flänsskruv		2
6	965216-5	1	-	-	-	-		Flange screw	Flänsskruv	(955301)	2
7	960141-0	1	-	-	-	-		Washer	Bricka		2
8	968893-8	1	-	-	-	-		Flange screw	Flänsskruv	(955311)	2
9	948645-7	1	-	-	-	-		Flange lock nut	Flänslåsmutter	(946036)	2
10	1257558-5	2	-	-	-	-		Washer	Bricka		2
11	3507072-1	1	-	-	-	-		Tensioning arm	Spännarm		3
12	945408-3	2	-	-	-	-		Flange nut	Flänsmutter		2
13	3523672-8	1	-	-	-	-		Fan protector	Fläktskydd		2
14	968910-0	1	-	-	-	-		V-belt	Kilrem		1

1) CH 6793-

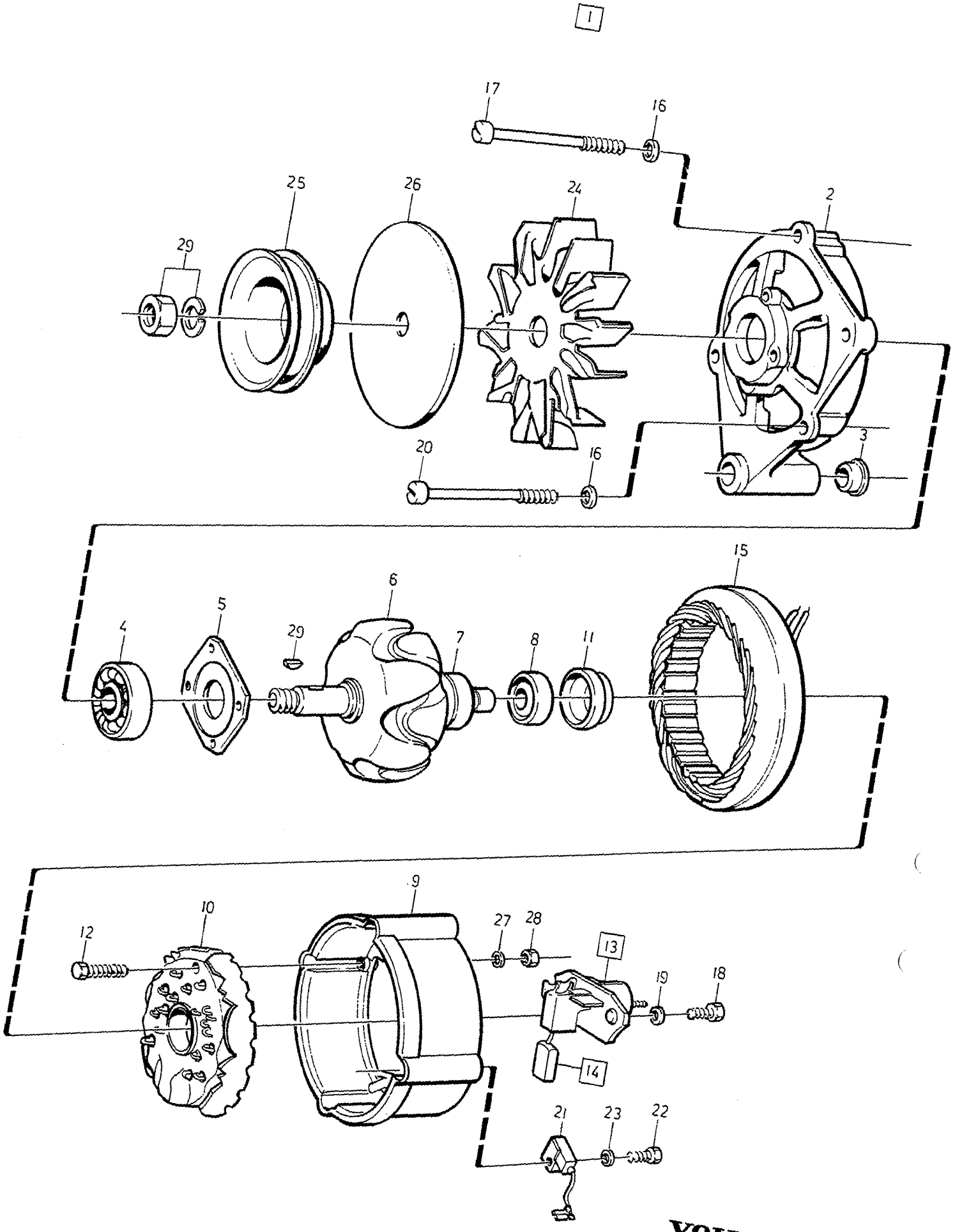

VOLVO
Genuine Parts
PV 370 42064

A	1362684	ALTERNATOR GENERATOR	Group Grupp 32
B			
C			Page Sida 379
D			
E			

Fig	Part No. Artikel nr	Quantity / Antal A	B	C	D	E	P S	Description	Benämning	Notes Anmärkning	S R
1	1362684-1	1	-	-	-	-		Alternator	Generator		3
2	1259557-5	1	-	-	-	-		• Bearing shield front	• Lagersköld främre		2
3		1	-	-	-	-	NS	• Bushing	• Bussning		
4	1363469-6	1	-	-	-	-		• Ball bearing front	• Kullager främre		2
5	1698179-7	1	-	-	-	-		• Retainer	• Hållare	(243287)	3
6	1363467-0	1	-	-	-	-		• Rotor	• Rotor		3
7	1259559-1	1	-	-	-	-		• Slip ring	• Släpring		2
8		1	-	-	-	-	NS	• Ball bearing rear	• Kullager bakre		
9		1	-	-	-	-	NS	• Bearing shield rear	• Lagersköld bakre		
10		1	-	-	-	-	NS	• Diode bridge	• Diodbrygga		
11		1	-	-	-	-	NS	• Ring	• Ring		
12	3523050-7	2	-	-	-	-		• Screw	• Skruv	(1323069)	2
13	3523710-6	1	-	-	-	-		• Voltage regulator	• Spänningsregulator	(1348322)	2
14	1362710-4	1	-	-	-	-		• Carbon brush set	• Elborstsats		2
15	1259564-1	1	-	-	-	-		• Stator	• Stator		3
16		4	-	-	-	-	NS	• Washer	• Bricka		
17	1347606-4	3	-	-	-	-		• Screw	• Skruv		2
18	956066-5	2	-	-	-	-		• Screw	• Skruv		2
19	941904-5	2	-	-	-	-		• Spring washer	• Fjäderbricka		2
20	3523052-3	1	-	-	-	-		• Screw	• Skruv	(1347607)	2
21	1219852-9	1	-	-	-	-		• Capacitor	• Kondensator		1
22	956076-4	1	-	-	-	-		• Screw	• Skruv		2
23	941905-2	1	-	-	-	-		• Spring washer	• Fjäderbricka		2
24	1324963-6	1	-	-	-	-		• Fan	• Fläkt		2
25	1363470-4	1	-	-	-	-		• Pulley	• Remskiva		2
26	1323353-1	1	-	-	-	-		• Disc	• Skiva		2
27	955920-4	1	-	-	-	-		• Spring washer	• Fjäderbricka		2
28	955780-2	1	-	-	-	-		• Nut	• Mutter		2
29	273503-3	1	-	-	-	-		• Repair kit	• Reparationssats		2

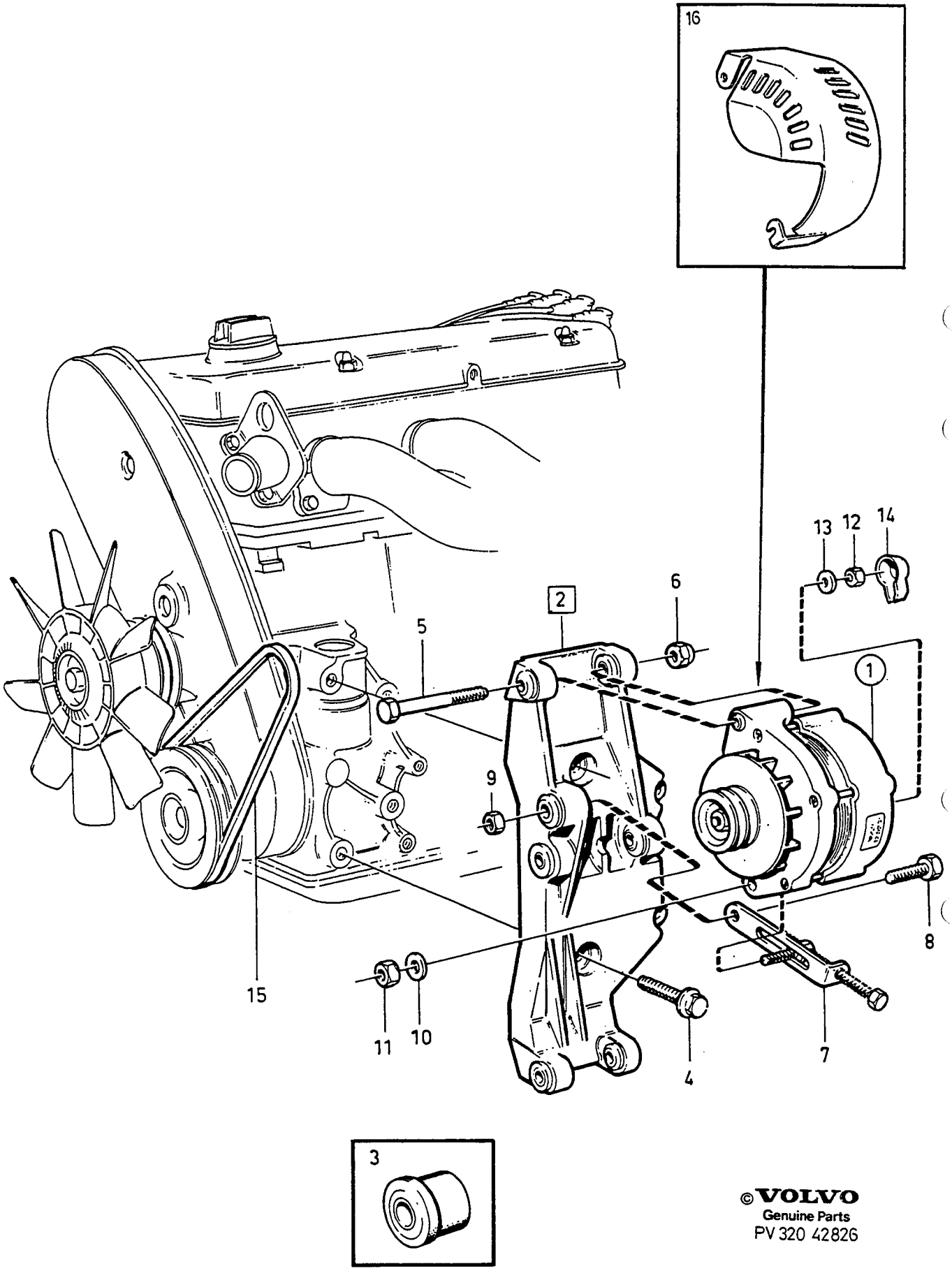

©VOLVO
Genuine Parts
PV 320 42826

A
B
C
D
E

ALTERNATOR
WITH MOUNTING PARTS

GENERATOR
MED UPPHÄNGNINGSDETALJER

Group
Grupp
32

Page
Sida
381

B200ET

Fig	Part No. Artikel nr	Quantity / Antal					PS	Description	Benämning	Notes Anmärkning	SR
		A	B	C	D	E					
1	*(1362798)*	1	-	-	-	-	SP	Alternator	Generator	70A	3
								SEE 32•383	SEE 32•383	REPL 1PCS 1363511-5.	
	5003526-0	1	-	-	-	-	EU	Alternator	Generator		2
	1363511-5	1	-	-	-	-		Alternator	Generator	80A	3
								SEE 32•385	SEE 32•385		
	5003644-1	1	-	-	-	-	EU	Alternator, exch	Generator, bytes		2
2	3514231-4	1	-	-	-	-		Bracket	Konsol	(1336938)	3
3	463909-2	8	-	-	-	-		•Rubber bushing	•Gummibussning		5
4	946472-8	4	-	-	-	-		Flange screw	Flänsskruv		2
5	968893-8	1	-	-	-	-		Flange screw	Flänsskruv	(955311)	2
6	948645-7	1	-	-	-	-		Flange lock nut	Flänslåsmutter	(948645)	2
7	1336945-9	1	-	-	-	-		Tensioning arm	Spännarm	70A	3
	1378789-0	1	-	-	-	-		Tensioning arm	Spännarm	80A	3
8	955299-3	1	-	-	-	-		Screw	Skruv		2
9	968862-3	1	-	-	-	-		Flange nut	Flänsmutter	(955782)	8
10	955894-1	1	-	-	-	-		Washer	Bricka		2
11	968862-3	1	-	-	-	-		Flange nut	Flänsmutter	(955782)	8
12	955781-0	1	-	-	-	-		Nut	Mutter		2
13	960140-2	1	-	-	-	-		Washer	Bricka	(960139)	2
14	1234326-5	1	-	-	-	-		Protecting casing	Skyddskåpa		2
15	973487-2	1	-	-	-	-		V-belt	Kilrem	(967781)	1
16	3523671-0	1	-	-	-	-		Fan protector	Fläktskydd		2

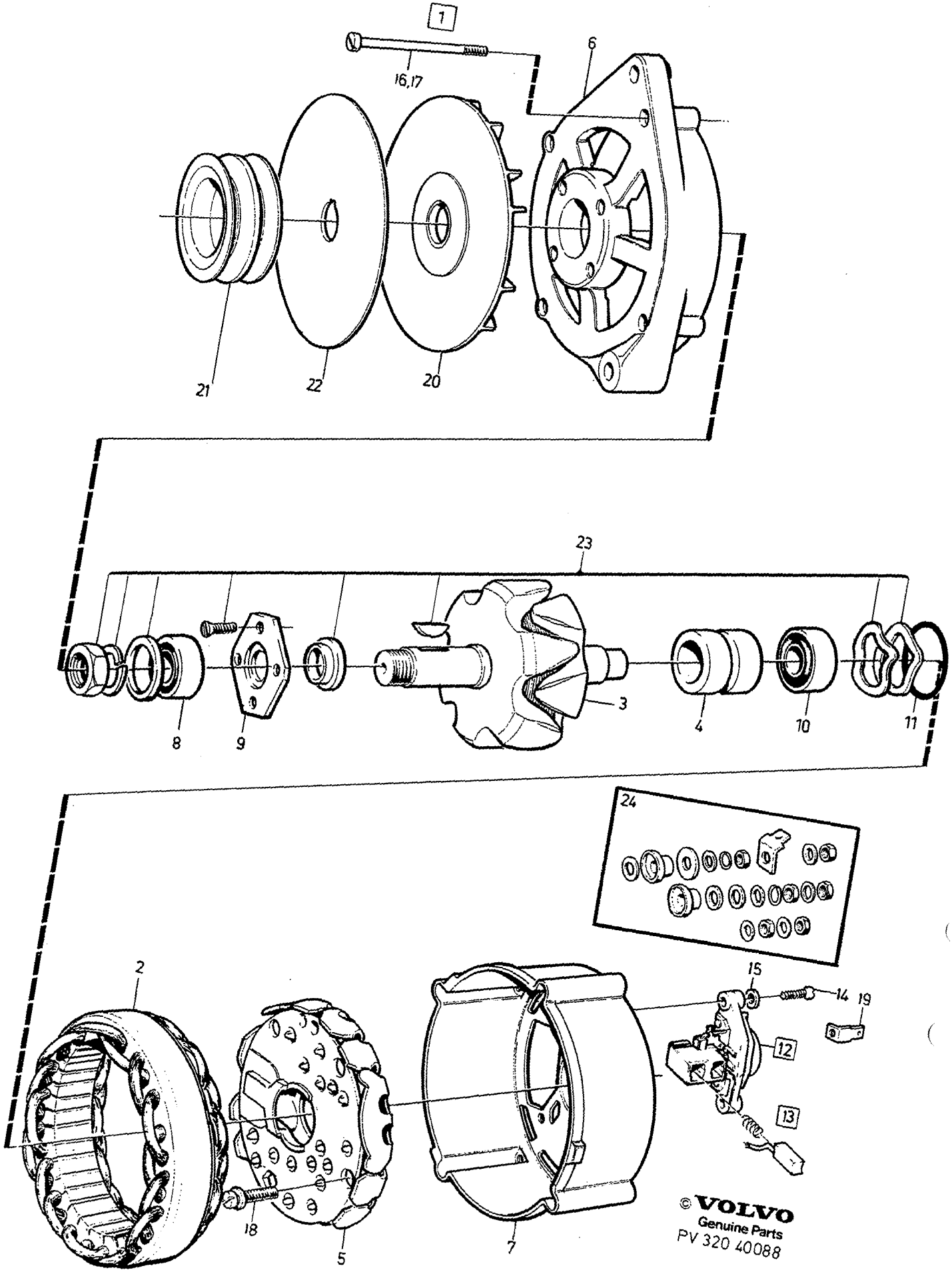

© VOLVO
Genuine Parts
PV 320 40088

A	1362798	ALTERNATOR GENERATOR	Group Grupp 32
B			
C			Page Sida 383
D			
E			

Fig	Part No. Artikel nr	Quantity / Antal A	B	C	D	E	P S	Description	Benämning	Notes Anmärkning	S R
1	*(1362798)*	1	-	-	-	-	SP	Alternator	Generator	70A	3
2	1259564-1	1	-	-	-	-		• Stator	• Stator		3
3	1363467-0	1	-	-	-	-		• Rotor	• Rotor	(1324965)	3
4	1259559-1	1	-	-	-	-		• • Slip ring	• • Släpring		2
5	1259562-5	1	-	-	-	-		• Diode plate	• Diodplatta		2
6	1259557-5	1	-	-	-	-		• Bearing shield front	• Lagersköld främre		2
7		1	-	-	-	-	NS	• Bearing shield rear	• Lagersköld bakre		
8	1363469-6	1	-	-	-	-		• Ball bearing front	• Kullager främre		2
9	1698179-7	1	-	-	-	-		• Retainer	• Hållare	(243287)	3
10	1363468-8	1	-	-	-	-		• Ball bearing rear	• Kullager bakre		2
11	*1259563*	1	-	-	-	-	OP	• O-ring	• O-ring		2
12	3523710-6	1	-	-	-	-		• Voltage regulator	• Spänningsregulator	(1348322)	2
13	1362710-4	1	-	-	-	-		• • Carbon brush set	• • Elborstsats		2
14	956066-5	3	-	-	-	-		• Screw	• Skruv		2
15	941904-5	3	-	-	-	-		• Spring washer	• Fjäderbricka		2
16	1347606-4	3	-	-	-	-		• Screw	• Skruv		2
17	3523052-3	1	-	-	-	-		• Screw	• Skruv	(1347607)	2
18	3523050-7	2	-	-	-	-		• Screw	• Skruv	(1323069)	2
19	942888-9	1	-	-	-	-		• Tab	• Flatstift		2
20	1324963-6	1	-	-	-	-		• Fan	• Fläkt		2
21	1363148-6	1	-	-	-	-		• Pulley	• Remskiva		2
22	1323353-1	1	-	-	-	-		• Disc	• Skiva		2
23	273503-3	1	-	-	-	-		• Repair kit	• Reparationssats		2
24	1259571-6	1	-	-	-	-		• Repair kit	• Reparationssats		2

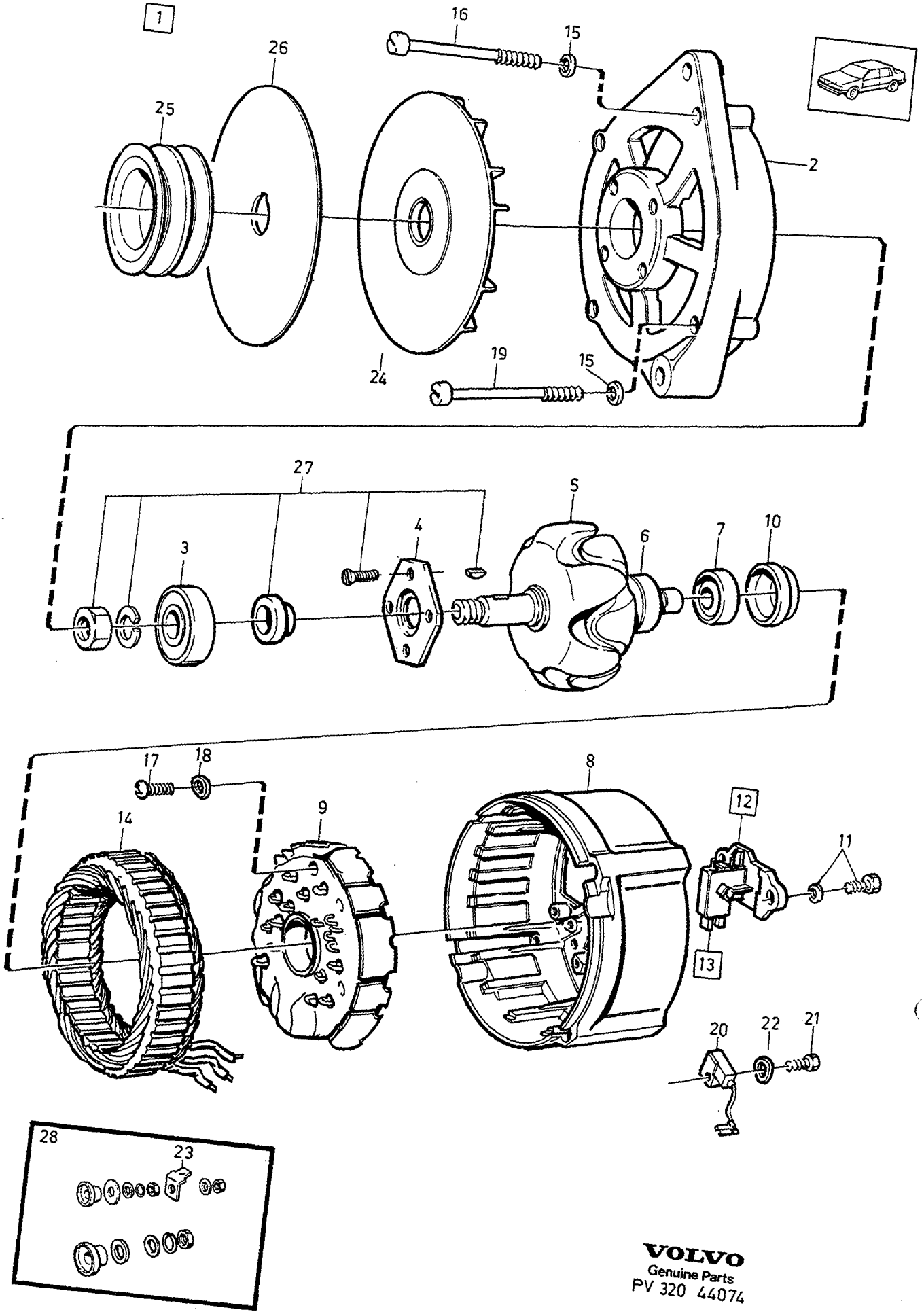

VOLVO
Genuine Parts
PV 320 44074

A	1363511
B	1363494
C	
D	
E	

ALTERNATOR GENERATOR

Group / Grupp 32

Page / Sida 385

Fig	Part No. Artikel nr	Quantity / Antal A	B	C	D	E	PS	Description	Benämning	Notes Anmärkning	SR
1	1363511-5	1	-	-	-	-		Alternator	Generator	80A	3
	1363494-4	-	1	-	-	-		Alternator	Generator	80A	3
2	1398648-4	1	1	-	-	-		•Bearing shield front	•Lagersköld främre		3
3	1363469-6	1	1	-	-	-		•Ball bearing front	•Kullager främre		2
4	1398636-9	1	-	-	-	-		•Cover plate	•Täckplatta		2
	1698179-7	-	1	-	-	-		•Retainer	•Hållare		3
5	1398649-2	1	1	-	-	-		•Rotor	•Rotor		3
6	1259559-1	1	1	-	-	-		•Slip ring	•Släpring		2
7	3523048-1	1	1	-	-	-		•Ball bearing rear	•Kullager bakre	(1363743)	2
8	1398650-0	1	1	-	-	-		•Bearing shield rear	•Lagersköld bakre		3
9	1398651-8	1	-	-	-	-		•Diode bridge	•Diodbrygga		2
	3515707-2	-	1	-	-	-		•Diode bridge	•Diodbrygga		2
10	3523049-9	1	1	-	-	-		•Ring	•Ring	(1363740)	3
11	3523050-7	2	2	-	-	-		•Screw	•Skruv	(1323069)	2
12	3523710-6	1	1	-	-	-		•Voltage regulator	•Spänningsregulator	(1348322)	2
13	1362710-4	1	1	-	-	-		•Carbon brush set	•Elborstsats		2
14	1398652-6	1	1	-	-	-		•Stator	•Stator		3
15		4	4	-	-	-	NS	•Washer	•Bricka		
16	1347606-4	3	-	-	-	-		•Screw	•Skruv		2
	3523051-5	-	2	-	-	-		•Screw	•Skruv		2
17	956066-5	6	-	-	-	-		•Screw	•Skruv		2
	1698188-8	-	6	-	-	-		•Screw	•Skruv		2
18	941904-5	6	-	-	-	-		•Spring washer	•Fjäderbricka		2
19	3523052-3	1	-	-	-	-		•Screw	•Skruv	(1347607)	2
	3523052-3	-	2	-	-	-		•Screw	•Skruv		2
20	1219852-9	1	1	-	-	-		•Capacitor	•Kondensator		1
21	1697033-7	1	1	-	-	-		•Screw	•Skruv		2
22	941905-2	1	-	-	-	-		•Spring washer	•Fjäderbricka		2
23	942888-9	1	1	-	-	-		•Tab	•Flatstift		2
24	1324963-6	1	1	-	-	-		•Fan	•Fläkt		2
25	1363148-6	1	-	-	-	-		•Pulley	•Remskiva		2
	1363470-4	-	1	-	-	-		•Pulley	•Remskiva		2
26	1323353-1	1	1	-	-	-		•Disc	•Skiva		2
27	273503-3	1	1	-	-	-		•Repair kit	•Reparationssats		2
28	1398645-0	1	1	-	-	-		•Repair kit	•Reparationssats		2

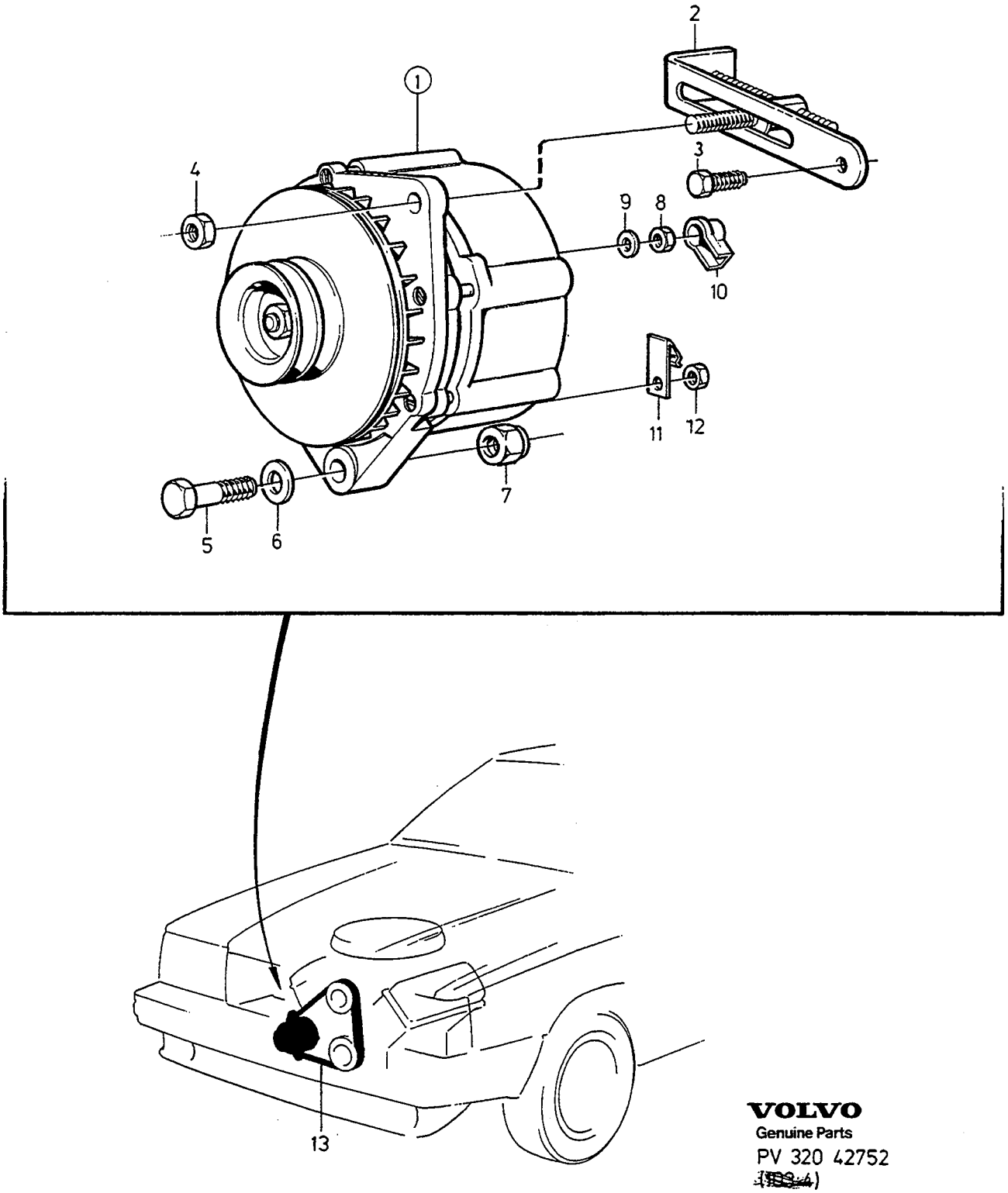

VOLVO
Genuine Parts
PV 320 42752
(1964)

A
B
C
D
E

ALTERNATOR
WITH MOUNTING PARTS

GENERATOR
MED UPPHÄNGNINGSDETALJER

Group
Grupp
32

Page
Sida
387

B280E,B280F

Fig	Part No. Artikel nr	Quantity / Antal A	B	C	D	E	PS	Description	Benämning	Notes Anmärkning	SR
1	*(1324956)*	1	-	-	-	-	SP	Alternator	Generator	90A	3
								SEE 32•389	SEE 32•389	REPL 1PCS 1363512-3	
	5002730-9	1	-	-	-	-	EU	Dynamo	Generator		2
	(1363512)	1	-	-	-	-	SP	Alternator	Generator	100A	3
								SEE 32•391	SEE 32•391	REPL 1PCS 1363510-7	
	5003642-5	1	-	-	-	-	EU	Alternator, exch	Generator, bytes		2
	1363510-7	1	-	-	-	-		Alternator	Generator	100A	3
								SEE 32•391	SEE 32•391		
2	1274971-9	1	-	-	-	-		Tensioning arm	Spännarm		3
3	965215-7	1	-	-	-	-		Flange screw	Flänsskruv	1)	2
	945444-8	1	-	-	-	-		Flange screw	Flänsskruv	2)	2
4	945408-3	1	-	-	-	-		Flange nut	Flänsmutter		2
5	970962-7	1	-	-	-	-		Screw	Skruv	M10x120mm, (955332)	2
	973096-1	1	-	-	-	-		Flange screw	Flänsskruv	M10x130mm, (968845)	2
6	192495-0	1	-	-	-	-		Washer	Bricka		2
7	971098-9	1	-	-	-	-		Flange lock nut	Flänslåsmutter	(949279)	2
8	955781-0	1	-	-	-	-		Nut	Mutter		2
9	960140-2	1	-	-	-	-		Washer	Bricka	(960139)	2
10	1234326-5	1	-	-	-	-		Protecting casing	Skyddskåpa		2
11	269729-0	1	-	-	-	-		Clamp	Klamma		2
12	955780-2	1	-	-	-	-		Nut	Mutter		2
13	968936-5	1	-	-	-	-		V-belt set	Kilremsats		1

1) CH -6499.
2) CH 6793-

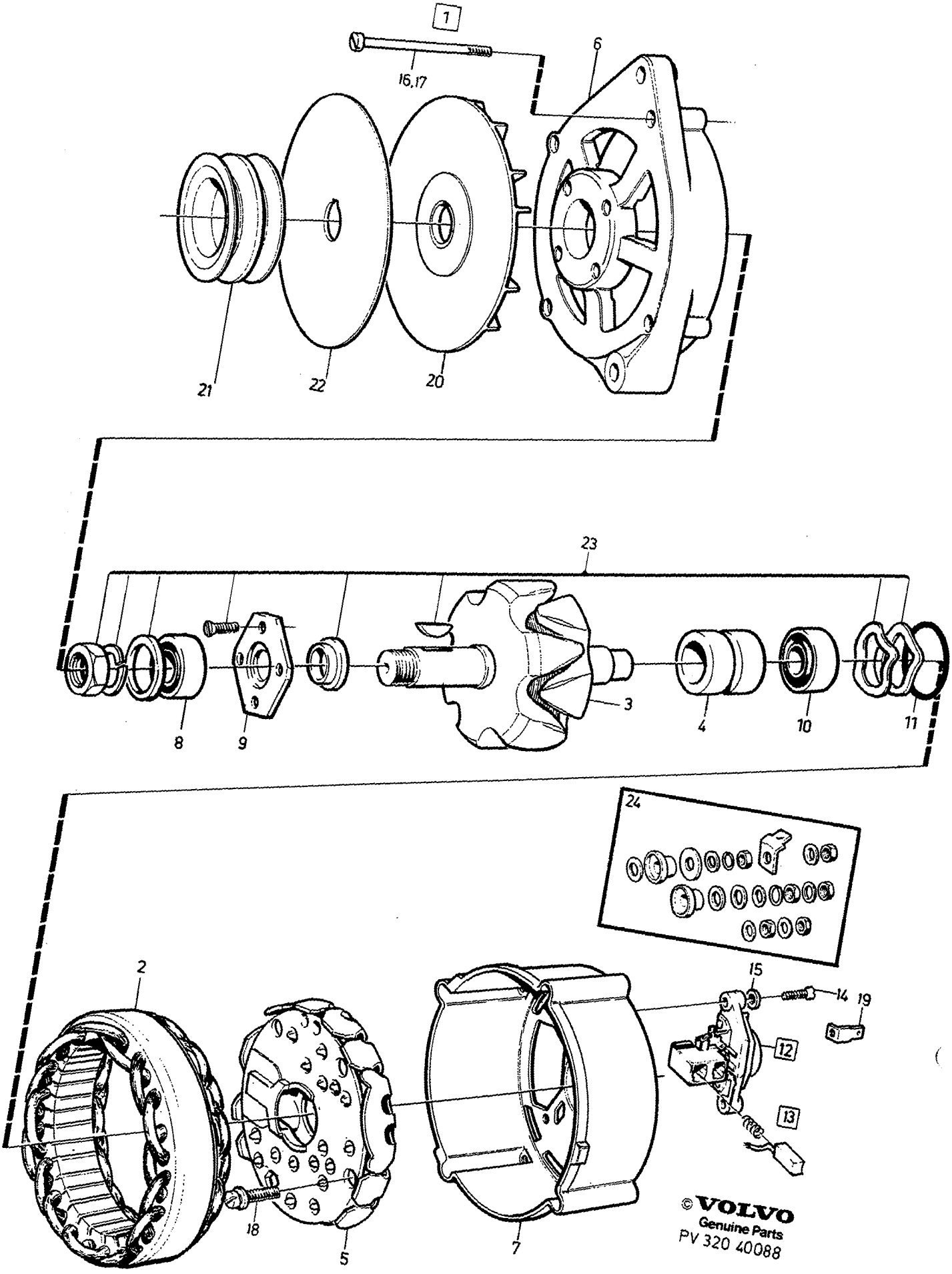

© VOLVO
Genuine Parts
PV 320 40088

A	1324956	ALTERNATOR GENERATOR	Group Grupp 32
B			
C			Page Sida 389
D			
E			

Fig	Part No. Artikel nr	Quantity / Antal A	B	C	D	E	P S	Description	Benämning	Notes Anmärkning	S R
1	*(1324956)*	1	-	-	-	-	SP	Alternator	Generator		3
2	1398244-2	1	-	-	-	-		• Stator	• Stator	(1324960)	3
3	1324958-6	1	-	-	-	-		• Rotor	• Rotor		3
4	1259559-1	1	-	-	-	-		• • Slip ring	• • Släpring		2
5	1324959-4	1	-	-	-	-		• Diode plate	• Diodplatta		2
6	1323465-3	1	-	-	-	-		• Bearing shield front	• Lagersköld främre		2
7		1	-	-	-	-	NS	• Bearing shield rear	• Lagersköld bakre		
8	*(1323328)*	1	-	-	-	-	SP	• Ball bearing front	• Kullager främre		2
9	1698179-7	1	-	-	-	-		• Retainer	• Hållare	(243287)	3
10	1363468-8	1	-	-	-	-		• Ball bearing rear	• Kullager bakre	(1323330)	2
11		1	-	-	-	-	NS	• O-ring	• O-ring		
12	3523710-6	1	-	-	-	-		• Voltage regulator	• Spänningsregulator	(1348322)	2
13	1362710-4	1	-	-	-	-		• Carbon brush set	• Elborstsats		2
14	956066-5	2	-	-	-	-		• Screw	• Skruv		2
15	941904-5	2	-	-	-	-		• Spring washer	• Fjäderbricka		2
16	1324961-0	2	-	-	-	-		• Screw	• Skruv		2
17	3523499-6	2	-	-	-	-		• Screw	• Skruv	(1324962)	2
18	3523050-7	2	-	-	-	-		• Screw	• Skruv	(1323069)	2
19	942888-9	1	-	-	-	-		• Tab	• Flatstift		2
20	1324963-6	1	-	-	-	-		• Fan	• Fläkt		2
21	1347540-5	1	-	-	-	-		• Pulley	• Remskiva		2
22	1323353-1	1	-	-	-	-		• Disc	• Skiva		2
23	273503-3	1	-	-	-	-		• Repair kit	• Reparationssats		2
24	1259571-6	1	-	-	-	-		• Repair kit	• Reparationssats		2

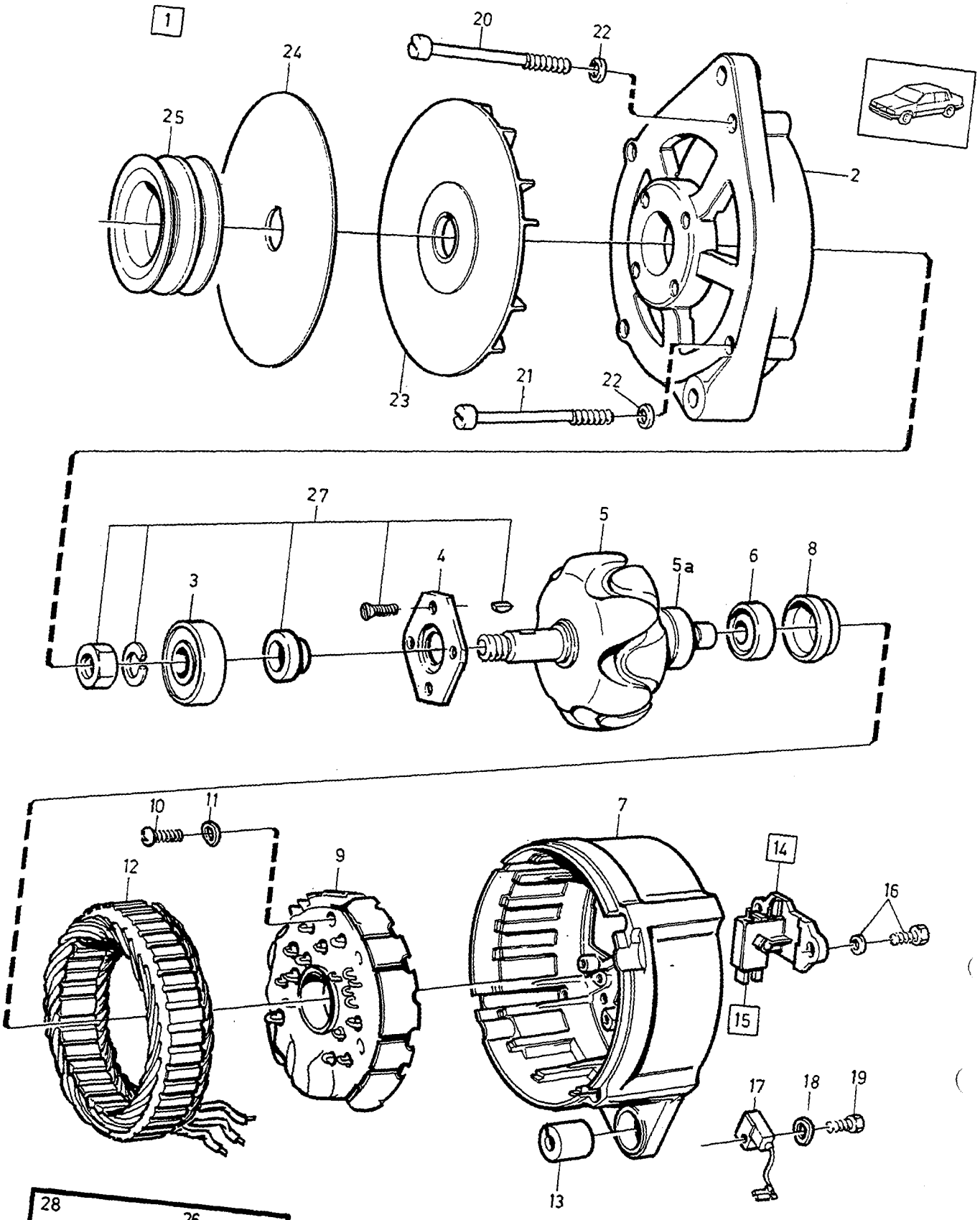

VOLVO
Genuine Parts
PV 320 44073

A	1363512
B	1363510
C	
D	
E	

ALTERNATOR GENERATOR

Group / Grupp 32

Page / Sida 391

Fig	Part No. / Artikel nr	Quantity / Antal A	B	C	D	E	PS	Description	Benämning	Notes / Anmärkning	SR
1	*(1363512)*	1	-	-	-	-	SP	Alternator	Generator		3
	1363510-7	-	1	-	-	-		Alternator	Generator		3
2	1398646-8	1	1	-	-	-		• Bearing shield front	• Lagersköld främre		3
3	1363469-6	1	1	-	-	-		• Ball bearing front	• Kullager främre		2
4	1398636-9	1	1	-	-	-		• Cover plate	• Täckplatta		2
5	1398637-7	1	1	-	-	-		• Rotor	• Rotor		3
5a	1398638-5	1	1	-	-	-		• Slip ring	• Släpring		3
6	3523048-1	1	1	-	-	-		• Ball bearing rear	• Kullager bakre	(1363743)	2
7	1398647-6	1	1	-	-	-		• Bearing shield rear	• Lagersköld bakre		3
8	3523049-9	1	1	-	-	-		• Ring	• Ring	(1363740)	3
9	1398640-1	1	1	-	-	-		• Diode bridge	• Diodbrygga		2
10	956066-5	6	6	-	-	-		• Screw	• Skruv		2
11	941904-5	6	6	-	-	-		• Spring washer	• Fjäderbricka		2
12	1398641-9	1	1	-	-	-		• Stator	• Stator		3
13	1398656-7	1	1	-	-	-		• Bushing	• Bussning		3
14	3523710-6	1	-	-	-	-		• Voltage regulator	• Spänningsregulator	(1348322)	2
	3523710-6	-	1	-	-	-		• Voltage regulator	• Spänningsregulator	(1324617)	2
15	1362710-4	1	1	-	-	-		• • Carbon brush set	• • Elborstsats		2
16	3523050-7	2	2	-	-	-		• Screw	• Skruv	(1323069)	2
17	1219852-9	1	1	-	-	-		• Capacitor	• Kondensator		1
18	941905-2	1	1	-	-	-		• Spring washer	• Fjäderbricka		2
19	1697033-7	1	1	-	-	-		• Screw	• Skruv		2
20	1398846-4	2	2	-	-	-		• Screw	• Skruv	(1398642) LG 112 mm	3
21	1398853-0	2	2	-	-	-		• Screw	• Skruv	(1398643) LG 100 mm	3
22		4	4	-	-	-	NS	• Washer	• Bricka		
23	1324963-6	1	1	-	-	-		• Fan	• Fläkt		2
24	1323353-1	1	1	-	-	-		• Disc	• Skiva		2
25	1347540-5	1	1	-	-	-		• Pulley	• Remskiva		2
26	942888-9	1	1	-	-	-		• Tab	• Flatstift		2
27	273503-3	1	1	-	-	-		• Repair kit	• Reparationssats		2
28	1398645-0	1	1	-	-	-		• Repair kit	• Reparationssats		2

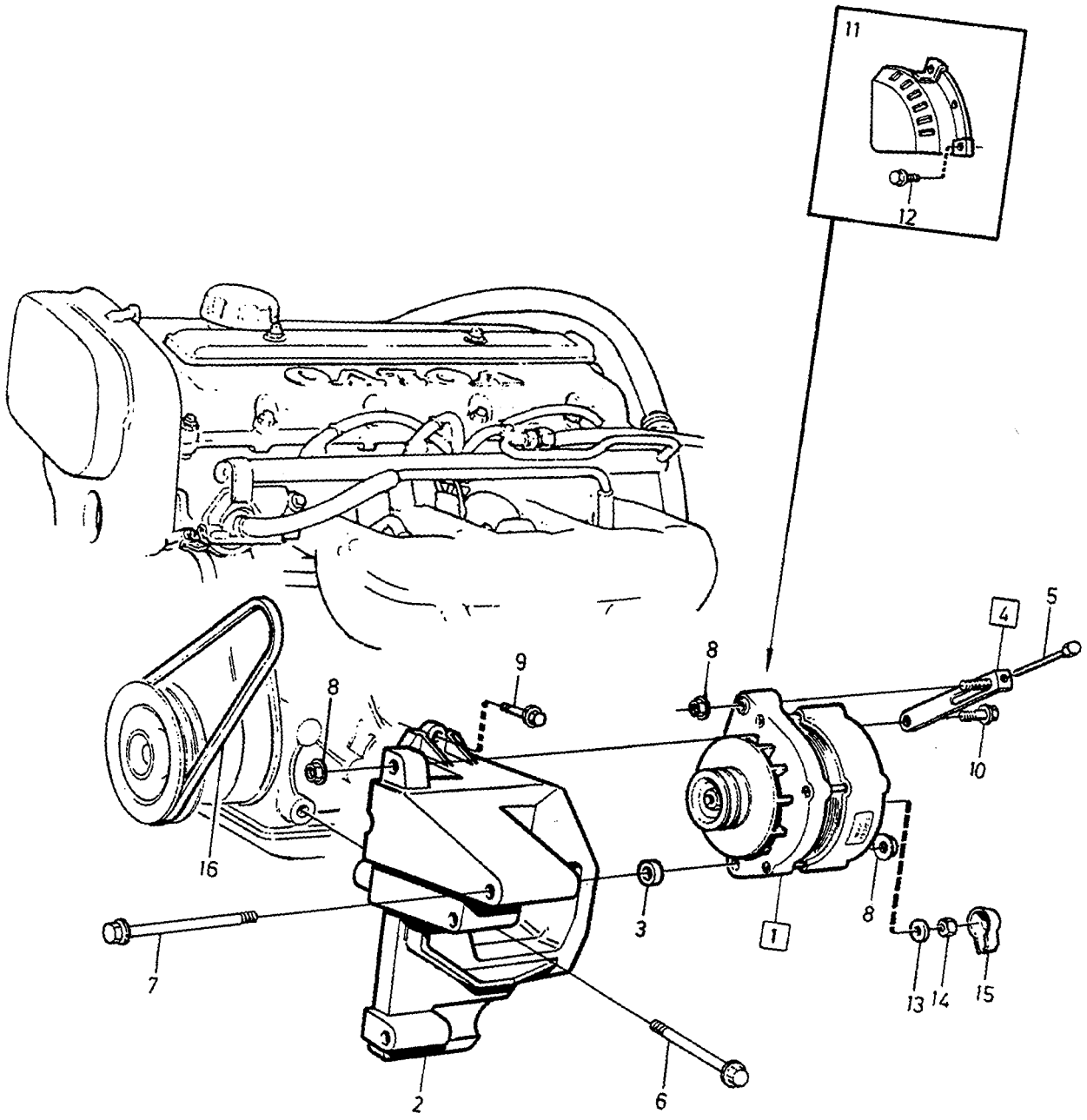
11
12
4
5
9
8
8
10
16
3
1
8
7
13
14
15
2
6

A
B
C
D
E

ALTERNATOR WITH MOUNTING PARTS GENERATOR MED UPPHÄNGNINGSDETALJER

Group Grupp 32

Page Sida 393

B204GT

Fig	Part No. Artikel nr	Quantity / Antal A	B	C	D	E	PS	Description	Benämning	Notes Anmärkning	SR
1	3523044-0	1	-	-	-	-		Alternator	Generator	90A	3
		-	-	-	-	-		•SEE 32•395	•SEE 32•395		
	5003717-5	1	-	-	-	-	EU	Alternator, exch	Generator, bytes		3
2	3531011-9	1	-	-	-	-		Bracket	Konsol		3
3	3517931-6	1	-	-	-	-		Spacer washer	Distansbricka		3
4	1378954-0	1	-	-	-	-		Tensioning arm complete	Spännarm komplett		3
5	1336962-4	1	-	-	-	-		•Screw	•Skruv		3
6	965188-6	2	-	-	-	-		Flange screw	Flänsskruv	M10x70mm	2
7	968893-8	1	-	-	-	-		Flange screw	Flänsskruv	(955311)	2
8	948645-7	3	-	-	-	-		Flange lock nut	Flänslåsmutter	M8mm	2
9	965186-0	1	-	-	-	-		Flange screw	Flänsskruv	M10x50mm	2
10	946470-2	1	-	-	-	-		Flange screw	Flänsskruv	M8x35mm	2
11	3523670-2	1	-	-	-	-		Fan protector	Fläktskydd		2
12	945414-1	3	-	-	-	-		Flange screw	Flänsskruv	M6x14mm	2
13	960140-2	1	-	-	-	-		Washer	Bricka	(960139)	2
14	955781-0	1	-	-	-	-		Nut	Mutter	M6mm	2
15	1234326-5	1	-	-	-	-		Protecting casing	Skyddskåpa		2
16	969474-6	1	-	-	-	-		V-belt	Kilrem		1

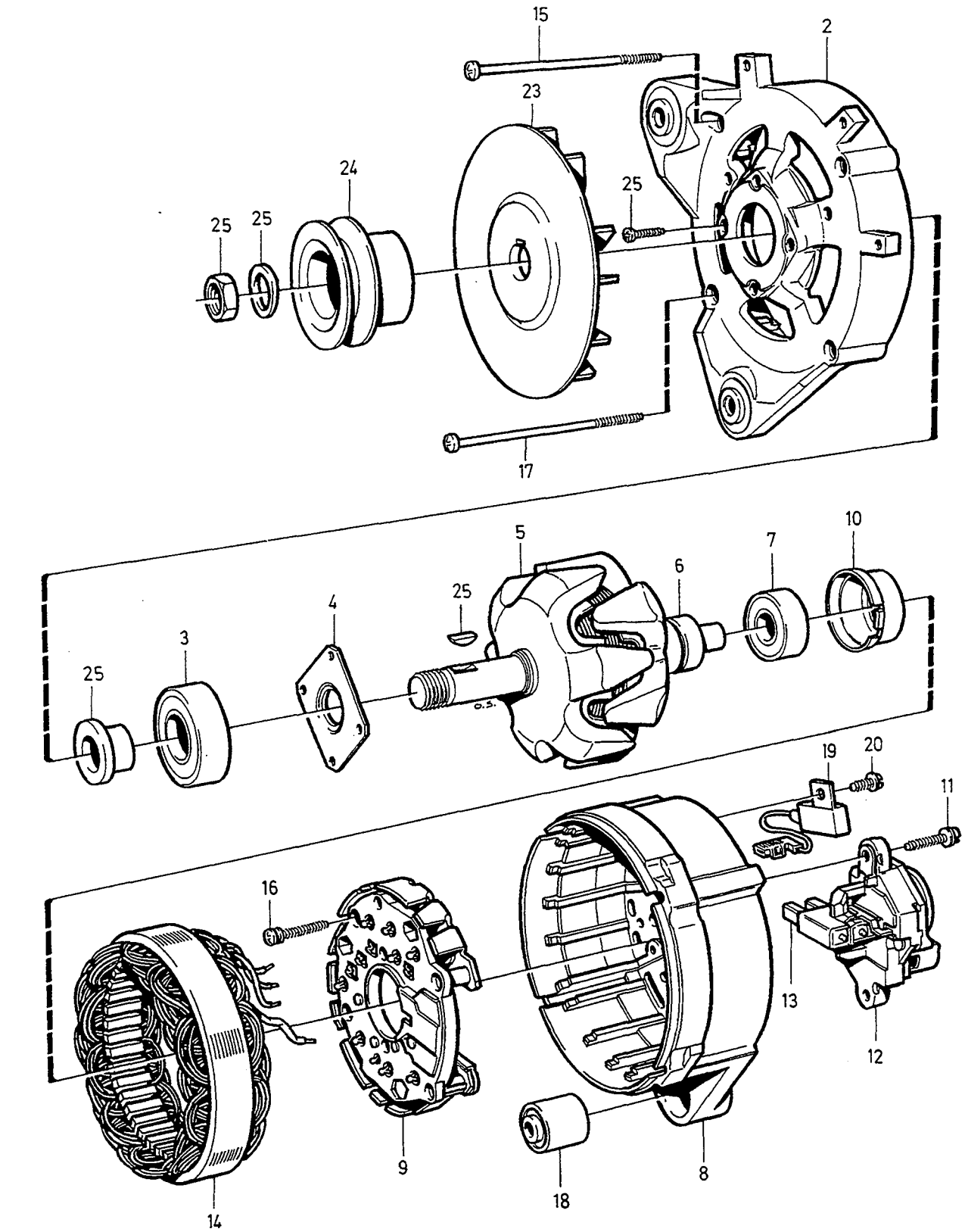



VOLVO
Genuine Parts
PV 320 54019

A	3523044
B	
C	
D	
E	

ALTERNATOR GENERATOR

Group / Grupp 32

Page / Sida 395

Fig	Part No. Artikel nr	Quantity / Antal A	B	C	D	E	PS	Description	Benämning	Notes Anmärkning	SR
1	3523044-0	1	-	-	-	-		Alternator	Generator		3
2	3523047-3	1	-	-	-	-		• Bearing shield front	• Lagersköld främre		3
3	1363469-6	1	-	-	-	-		• Ball bearing front	• Kullager främre		2
4	1698179-7	1	-	-	-	-		• Retainer	• Hållare		3
5	3523762-7	1	-	-	-	-		• Rotor	• Rotor		3
6	1259559-1	1	-	-	-	-		• Slip ring	• Släpring		2
7	3523048-1	1	-	-	-	-		• Ball bearing rear	• Kullager bakre	(1363743)	2
8	3515709-8	1	-	-	-	-		• Bearing shield rear	• Lagersköld bakre		3
9	1398651-8	1	-	-	-	-		• Diode bridge	• Diodbrygga		2
10	3523049-9	1	-	-	-	-		• Ring	• Ring		3
11	3523050-7	2	-	-	-	-		• Screw	• Skruv		2
12	3523710-6	1	-	-	-	-		• Voltage regulator	• Spänningsregulator	(1324617)	2
13	1362710-4	1	-	-	-	-		• Carbon brush set	• Elborstsats		2
14	1398244-2	1	-	-	-	-		• Stator	• Stator		3
15	3523051-5	3	-	-	-	-		• Screw	• Skruv		2
16	1698188-8	6	-	-	-	-		• Screw	• Skruv		2
17	3523052-3	1	-	-	-	-		• Screw	• Skruv		2
18	3523053-1	1	-	-	-	-		• Rubber bushing	• Gummibussning		2
19	1219852-9	1	-	-	-	-		• Capacitor	• Kondensator		1
20	1697033-7	1	-	-	-	-		• Screw	• Skruv		2
21	942888-9	1	-	-	-	-		• Tab	• Flatstift		2
22	1398645-0	1	-	-	-	-		• Repair kit	• Reparationssats		2
23	1324620-2	1	-	-	-	-		• Fan	• Fläkt		2
24	3523763-5	1	-	-	-	-		• Pulley	• Remskiva		2
25	273503-3	1	-	-	-	-		• Repair kit	• Reparationssats		2

1



2



3



©VOLVO
Genuine Parts

A	1362684
B	1362798, 1324956
C	1363510, -511, -512
D	1363494
E	3523044

ALTERNATOR REPAIR KITS GENERATOR REPARATIONSSATS

Group / Grupp 32

Page / Sida 397

Fig	Part No. / Artikel nr	Quantity / Antal A	B	C	D	E	P S	Description	Benämning	Notes / Anmärkning	S R
1	1259571-6	-	1	-	-	-		Repair kit	Reparationssats		2
	1398645-0	-	-	1	1	1		Repair kit	Reparationssats		2
2	273503-3	1	1	1	1	1		Repair kit	Reparationssats		2
3	1362710-4	1	1	1	1	1		Carbon brush set	Elborstsats		2

STARTER MOTOR / STARTMOTOR

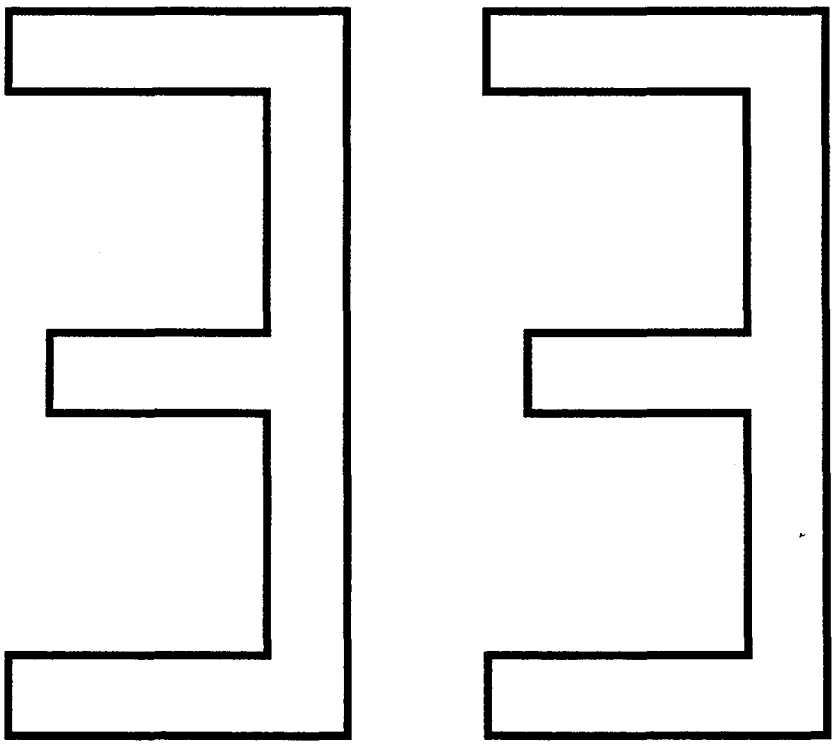

A
B
C
D
E

SUB GROUP
STARTER MOTOR

UNDERGRUPP
STARTMOTOR

Group
Grupp
33

Page
Sida
399

Fig	Part No. Artikel nr	Quantity / Antal A	B	C	D	E	PS	Description	Benämning	Notes Anmärkning	SR
		-	-	-	-	-		Starter motor with mounting parts	Startmotor med upphängningsdetaljer	SEE 33•401	
		-	-	-	-	-		Starter motor B200ET	Startmotor B200ET	SEE 33•403 1)	
		-	-	-	-	-		Starter motor B280E, B280F	Startmotor B280E, B280F	SEE 33•409 1)	
		-	-	-	-	-		Starter motor B280F	Startmotor B280F	SEE 33•411 2)	
		-	-	-	-	-		Starter motor D24TIC	Startmotor D24TIC	SEE 33•413 HITACHI	
		-	-	-	-	-		Starter motor ..... D24TIC, ALTER 1	Startmotor ..... D24TIC, ALTER 1	SEE 33•415 BOSCH	
		-	-	-	-	-		Starter motor ..... D24TIC, ALTER 2	Startmotor ..... D24TIC, ALTER 2	SEE 33•417 BOSCH	
		-	-	-	-	-		Starter motor B204GT	Startmotor B204GT	SEE 33•419	
		-	-	-	-	-		Starter motor repair kits	Startmotor reparationssats	SEE 33•421	

1) CH -6499.
2) CH 6793-

4 CYL.

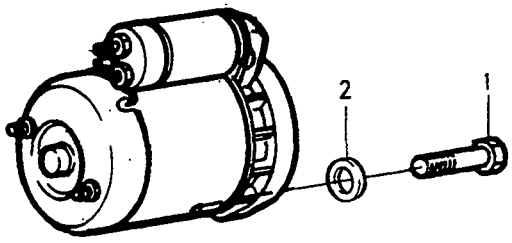

6 CYL.

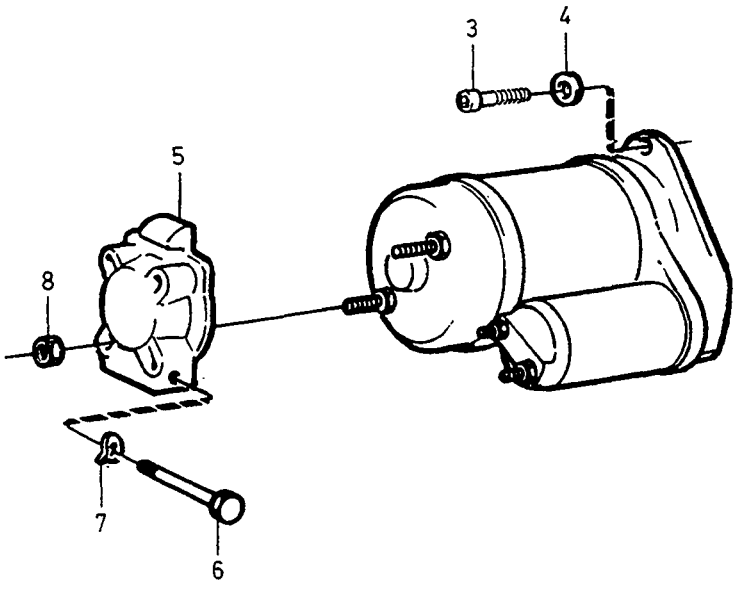

DSL.



A	1) B200ET
B	1) B280E, B280F
C	2) B280F
D	D24TIC
E	B204GT

STARTER MOTOR WITH MOUNTING PARTS — STARTMOTOR MED UPPHÄNGNINGSDETALJER

Group / Grupp: 33

Page / Sida: 401

Fig	Part No. / Artikel nr	Quantity / Antal A	B	C	D	E	PS	Description	Benämning	Notes / Anmärkning	SR
1	970982-5	2	-	-	-	2		Screw	Skruv	(955352), M12x100mm	2
2	940280-1	2	-	-	-	2		Spring washer	Fjäderbricka		2
3	941761-9	-	2	2	-	-		Screw	Skruv	M8x40mm	2
4	941907-8	-	2	2	-	-		Spring washer	Fjäderbricka		2
5	1269770-2	-	1	-	-	-		Bracket	Konsol		4
6	946927-1	-	1	-	-	-		Screw	Skruv	M7x80mm	2
	946518-8	-	1	-	-	-		Screw	Skruv	M7x40mm	2
7	946599-8	-	2	-	-	-		Spring washer	Fjäderbricka		2
8	945407-5	-	2	-	-	-		Flange nut	Flänsmutter		2
9	970982-5	-	-	-	1	-		Screw	Skruv	(955352), M12x100mm	2
	970981-7	-	-	-	1	-		Screw	Skruv	(955351), M12x90mm	2
10	940280-1	-	-	-	2	-		Spring washer	Fjäderbricka		2
11	971072-4	-	-	-	2	-		Nut	Mutter	(955784)	2

1) CH -6499.
2) CH 6793-

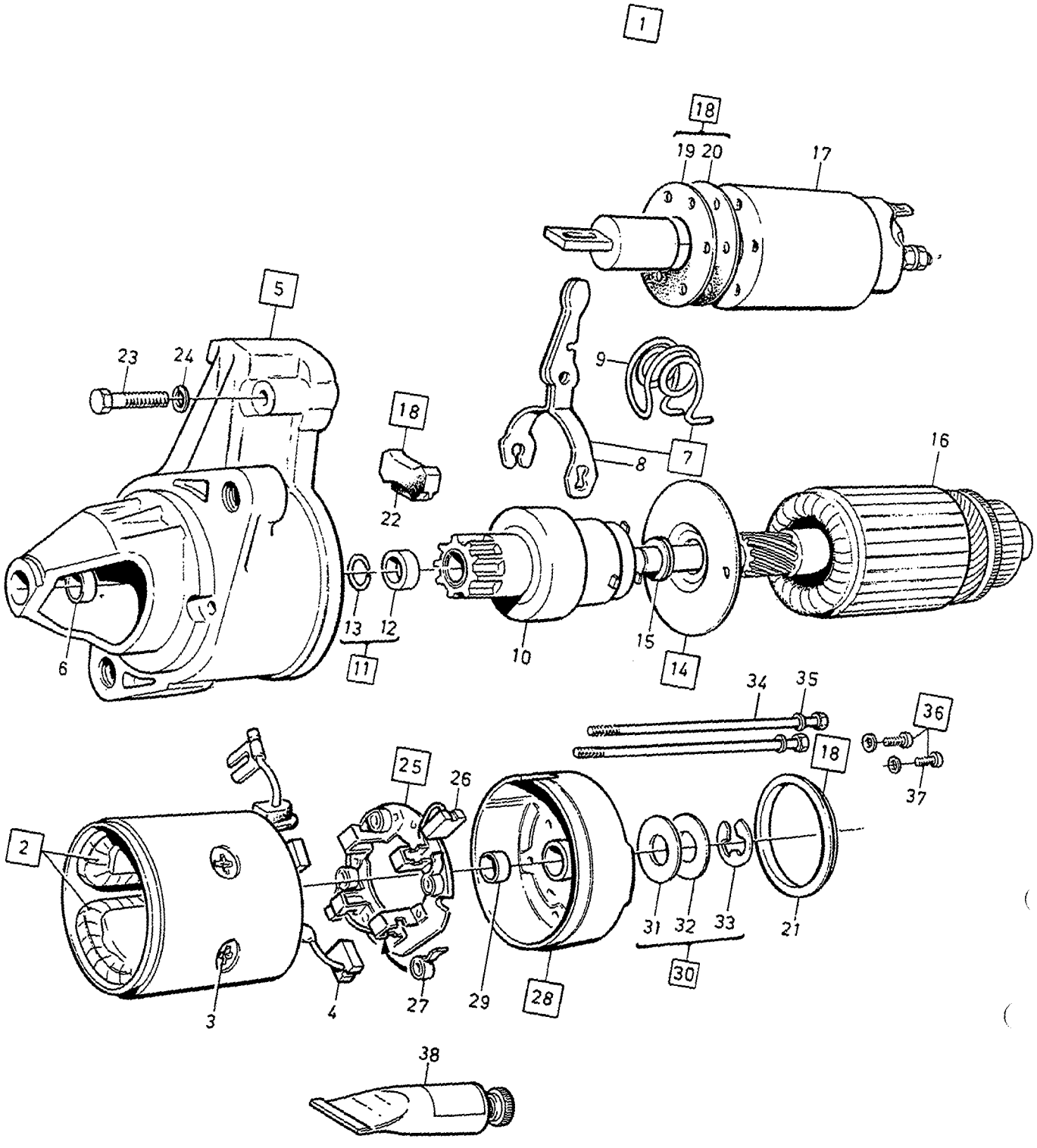

VOLVO PARTS
PV.330.39918

A		STARTER MOTOR	STARTMOTOR	Group Grupp 33
B				
C				
D				Page Sida 403
E		1) B200ET		

Fig	Part No. Artikel nr	Quantity / Antal A	B	C	D	E	P S	Description	Benämning	Notes Anmärkning	S R
1	*(1357373)*	1	-	-	-	-	SP	Starter motor	Startmotor	1,4KW HITACHI	3
										REPL 1PCS 1346707-1	
	(5002046)	1	-	-	-	-	SP	Starter motor	Startmotor	(5001599)	2
	(1346707)	1	-	-	-	-	SP	Starter motor	Startmotor	1,1KW BOSCH	3
								SEE 33•405	SEE 33•405	REPL 1PCS 1357199-7	
	(1357199)	1	-	-	-	-	SP	Starter motor	Startmotor	1,4KW BOSCH	3
								SEE 33•407	SEE 33•407	REPL 1PCS 3523301-4	
2	1306606-3	1	-	-	-	-		•Field winding	•Fältlindning		4
3	1276453-6	4	-	-	-	-		••Screw	••Skruv		3
4	1276454-4	2	-	-	-	-		••Carbon brush +	••Elborste +		1
5	1306607-1	1	-	-	-	-		•Drive shaft bearing	•Drivaxellager		3
6		1	-	-	-	-	KN	••Bushing	••Bussning		
7	1357628-5	1	-	-	-	-		•Engagement lever complete	•Kopplingsarm komplett		3
8		1	-	-	-	-	KN	••Arm	••Arm		
9		1	-	-	-	-	KN	••Spring	••Fjäder		
10	1276460-1	1	-	-	-	-		•Starter pinion	•Startmotordrev		3
11	1276451-0	1	-	-	-	-		•Retaining ring	•Spårring		3
								Kit	Sats		
12		1	-	-	-	-	KN	••Stop ring	••Anslagsring		
13		1	-	-	-	-	KN	••Lock ring	••Låsring		
14	1276469-2	1	-	-	-	-		•Bearing race	•Lagerring		3
15		1	-	-	-	-	KN	••Bushing	••Bussning		
16	1276449-4	1	-	-	-	-		•Rotor	•Rotor		3
17	1306608-9	1	-	-	-	-		•Actuator solenoid	•Manövermagnet		3
18	1276463-5	1	-	-	-	-		•Sealing kit	•Tätningssats		3
19		1	-	-	-	-	KN	••Gasket	••Packning	THK 0,8mm	
20		1	-	-	-	-	KN	••Gasket	••Packning	THK 0,5mm	
21		1	-	-	-	-	KN	••Gasket	••Packning		
22		1	-	-	-	-	KN	•Protecting casing	•Skyddskåpa		
23	1276467-6	2	-	-	-	-		•Screw	•Skruv		3
24		2	-	-	-	-	NS	•Spring washer	•Fjäderbricka		
25	1276457-7	1	-	-	-	-		•Brush retainer plate	•Borsthållarplatta		3
26	1276458-5	2	-	-	-	-		••Carbon brush -	••Elborste -		1
27	1276459-3	4	-	-	-	-		••Brush spring	••Borstfjäder		2
28	1276455-1	1	-	-	-	-		•Bearing shield	•Lagersköld		3
29		1	-	-	-	-	KN	••Bushing	••Bussning		
30	1276450-2	1	-	-	-	-		•Adjusting washer kit	•Justerbricksats		3
31		1	-	-	-	-	KN	••Washer	••Bricka	THK 2,0mm	
32		2	-	-	-	-	KN	••Washer	••Bricka	THK 0,3mm	
33		1	-	-	-	-	KN	••Retaining ring	••Spårring		
34	1276466-8	2	-	-	-	-		•Screw	•Skruv		3
35		2	-	-	-	-	NS	•Spring washer	•Fjäderbricka		
36		1	-	-	-	-	NS	•Screw kit	•Skruvsats		
								Brush retainer plate	Borsthållarplatta		
37		2	-	-	-	-	KN	••Screw	••Skruv	M4 0,7x12mm	
38	1161326-2	1	-	-	-	-		Grease	Fett	(1161133)	6

1) CH -6499.

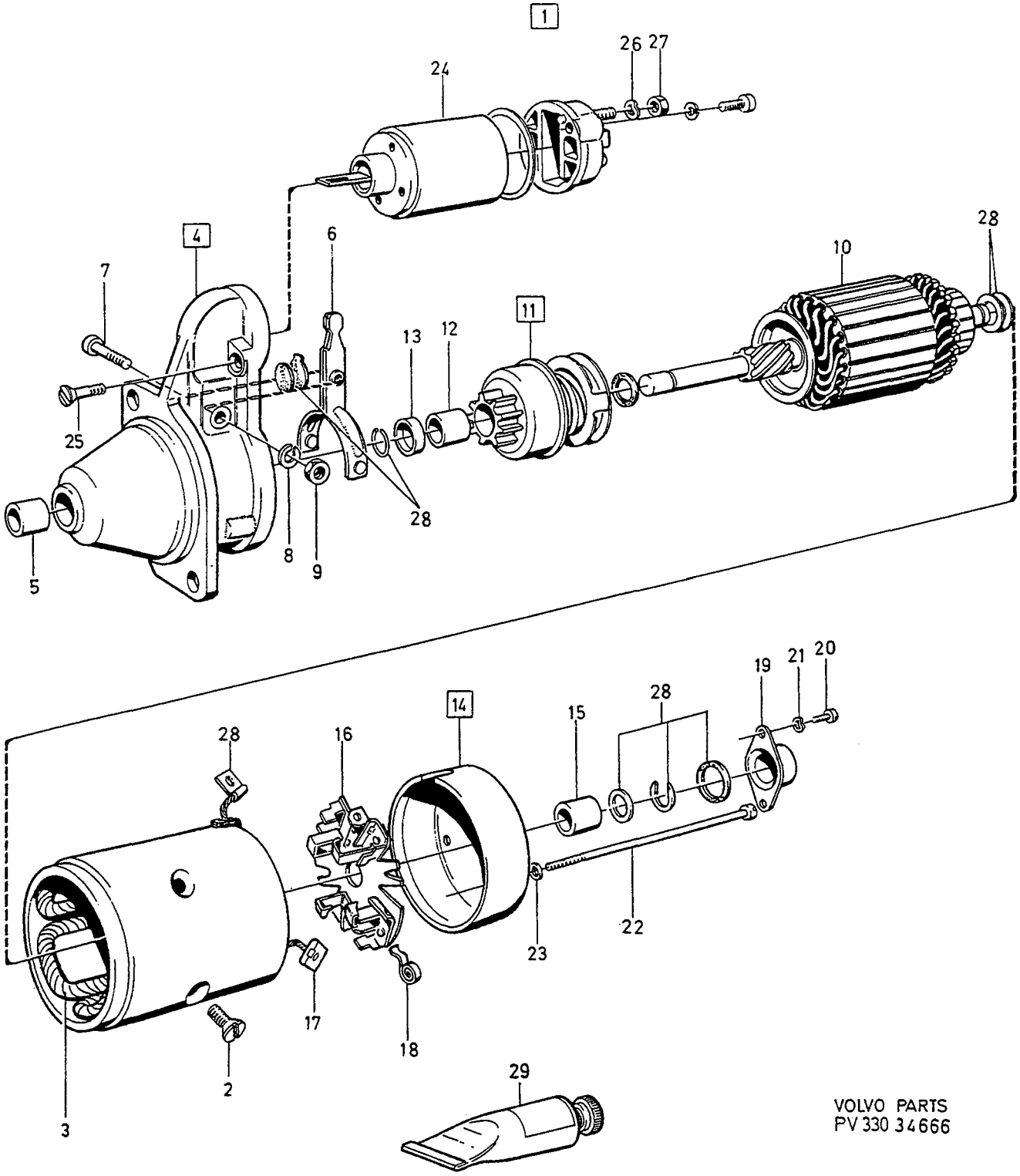

VOLVO PARTS
PV 330 34666

A
B
C
D
E

STARTER MOTOR — STARTMOTOR

Group / Grupp: 33

Page / Sida: 405

1)

Fig	Part No. Artikel nr	Quantity / Antal A	B	C	D	E	PS	Description	Benämning	Notes Anmärkning	SR
1	*(1346707)*	1	-	-	-	-	SP	Starter motor	Startmotor	1,1 kW	3
										REPL 1PCS 1357199-7.	
	(1357199)	1	-	-	-	-	SP	Starter motor	Startmotor	SEE 33•407	3
	(5002046)	1	-	-	-	-	SP	Starter motor	Startmotor	MAN.TRANS	2
	5003617-7	1	-	-	-	-	EU	Starter motor	Startmotor	AUTO.TRANS	2
2	1367373-6	4	-	-	-	-		•Screw	•Skruv		3
3	243906-5	1	-	-	-	-		•Field winding	•Fältlindning		4
4	1357334-0	1	-	-	-	-		•Drive shaft bearing	•Drivaxellager		3
5	238813-0	1	-	-	-	-		••Bushing	••Bussning		3
6	833727-1	1	-	-	-	-		•Engagement lever	•Kopplingsarm		3
7	241674-1	1	-	-	-	-		•Screw	•Skruv		3
8	955919-6	1	-	-	-	-		•Spring washer	•Fjäderbricka		2
9	955781-0	1	-	-	-	-		•Nut	•Mutter		2
10	243908-1	1	-	-	-	-		•Rotor	•Rotor		3
11	1367374-4	1	-	-	-	-		•Starter pinion	•Startmotordrev		3
12	1367375-1	2	-	-	-	-		••Bushing	••Bussning		3
13	238819-7	1	-	-	-	-		•Stop ring	•Anslagsring		3
14	240601-5	1	-	-	-	-		•Bearing shield	•Lagersköld		3
15	240602-3	1	-	-	-	-		••Bushing	••Bussning		3
16	1367377-7	1	-	-	-	-		•Brush retainer	•Borsthållare		3
17	844367-3	1	-	-	-	-		•Carbon brush set	•Elborstsats		2
18	1367379-3	4	-	-	-	-		•Brush spring	•Borstfjäder		3
19		1	-	-	-	-	NS	•Cover	•Kåpa		
20	956059-0	2	-	-	-	-		•Screw	•Skruv		2
21	955945-1	2	-	-	-	-		•Lock washer	•Låsbricka		2
22	1367380-1	2	-	-	-	-		•Screw	•Skruv		3
23		2	-	-	-	-	NS	•Washer	•Bricka		
24	1357333-2	1	-	-	-	-		•Actuator solenoid	•Manövermagnet		3
25	1357335-7	1	-	-	-	-		•Screw	•Skruv		3
26	955921-2	1	-	-	-	-		•Spring washer	•Fjäderbricka		2
27	244110-3	1	-	-	-	-		•Nut	•Mutter		4
28	1363548-7	1	-	-	-	-		•Repair kit	•Reparationssats		3
29	1161326-2	1	-	-	-	-		Grease	Fett	(1161133)	6

1) CH -6499.

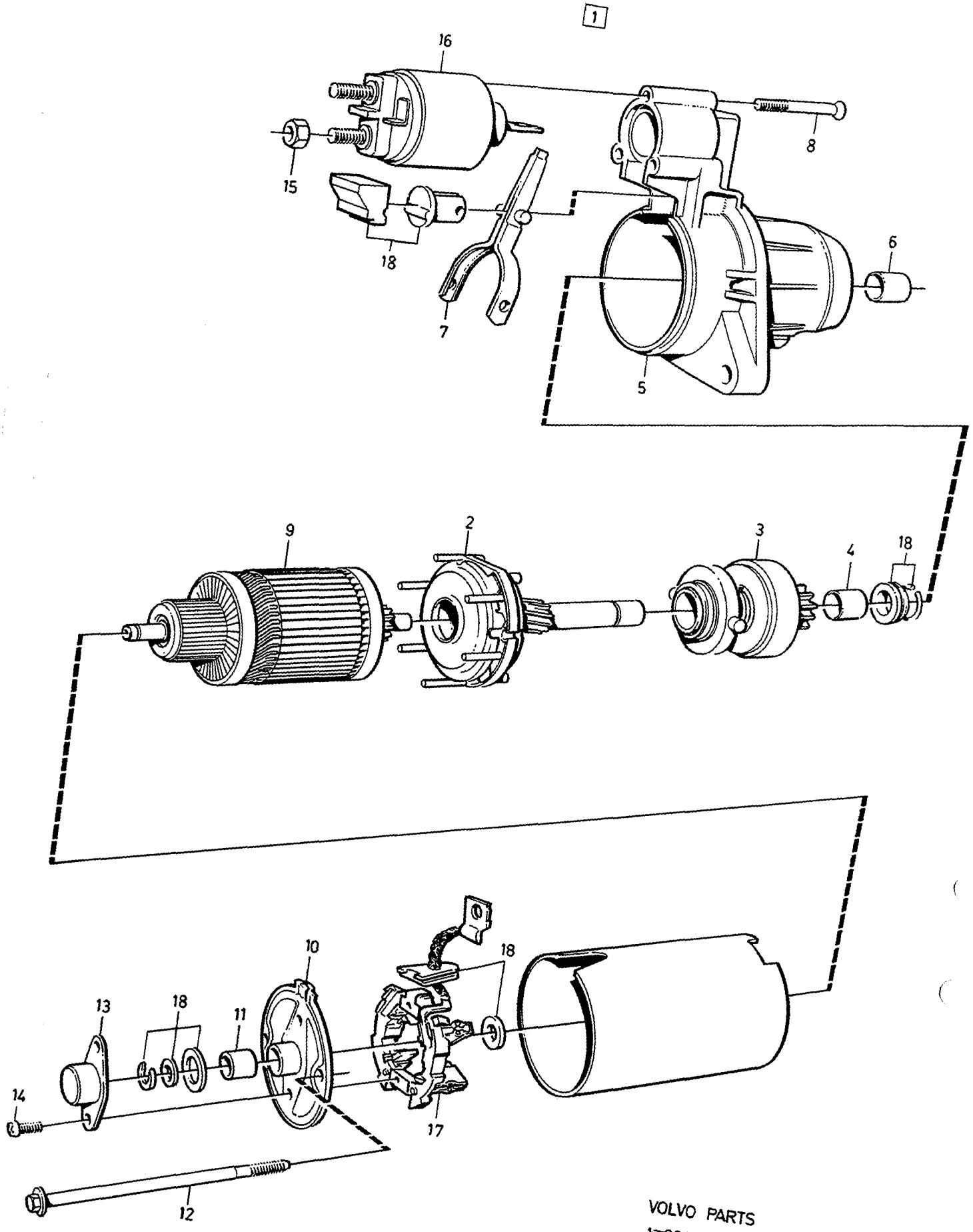

VOLVO PARTS

~~1 030~~ 39253

A	1357199
B	3523301
C	
D	
E	

STARTER MOTOR — STARTMOTOR

Group / Grupp: 33

Page / Sida: 407

1)

Fig	Part No. / Artikel nr	Quantity / Antal A	B	C	D	E	PS	Description	Benämning	Notes / Anmärkning	SR
1	*(1357199)*	1	-	-	-	-	SP	Starter motor	Startmotor	1,4kW	3
										REPL 1PCS 3523301-4.	
	5003564-1	1	-	-	-	-	EU	Starter motor	Startmotor		2
	3523301-4	-	1	-	-	-		Starter motor	Startmotor	1,4kW	3
2	1363533-9	1	-	-	-	-		• Planetary gear	• Planetväxel		3
	3523667-8	-	1	-	-	-		• Planetary gear	• Planetväxel		3
3	1363534-7	1	1	-	-	-		• Starter pinion	• Startmotordrev		3
4	1367375-1	2	2	-	-	-		• Bushing	• Bussning		3
5	1363535-4	1	1	-	-	-		• Housing	• Hus		5
6	1363536-2	1	1	-	-	-		• Bushing	• Bussning		5
7	1363537-0	1	1	-	-	-		• Engagement lever	• Kopplingsarm		3
8	1363538-8	3	3	-	-	-		• Screw	• Skruv		5
9	3523571-2	1	1	-	-	-		• Rotor	• Rotor	(1363539)	3
10	1363540-4	1	1	-	-	-		• Bearing shield	• Lagersköld		5
11	1363541-2	1	1	-	-	-		• Bushing	• Bussning		5
12	1363542-0	2	2	-	-	-		• Screw	• Skruv		3
13	1363543-8	1	1	-	-	-		• Cover	• Kåpa		5
14	1363544-6	2	2	-	-	-		• Screw	• Skruv		3
15	1363545-3	1	1	-	-	-		• Nut	• Mutter		2
16	1363546-1	1	1	-	-	-		• Actuator solenoid	• Manövermagnet		3
17	1363547-9	1	1	-	-	-		• Brush retainer	• Borsthållare		5
18	1363548-7	1	1	-	-	-		• Repair kit	• Reparationssats		3

1) CH -6499.

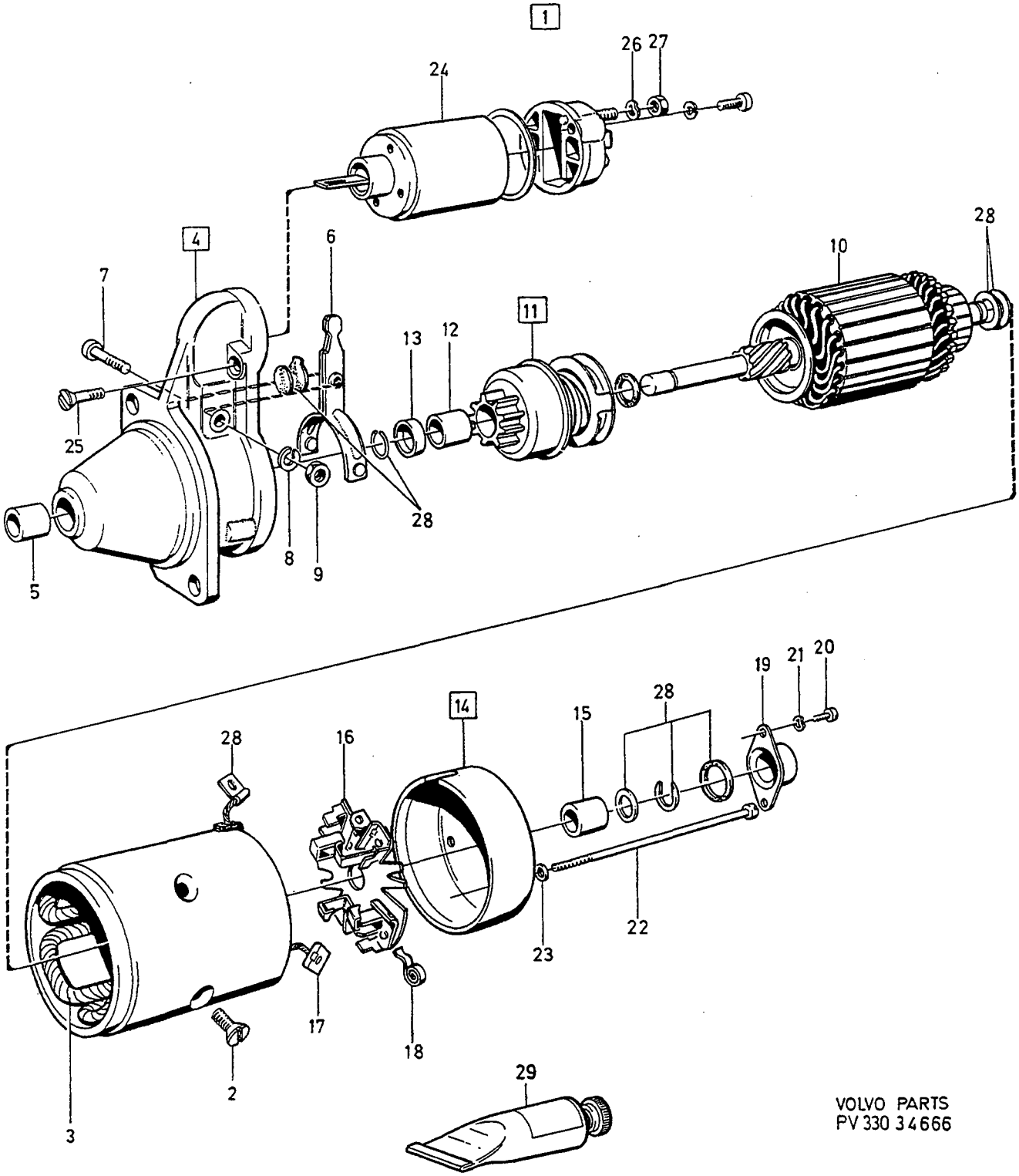

VOLVO PARTS
PV 330 34666

A
B
C
D
E

STARTER MOTOR — STARTMOTOR

Group / Grupp: 33

Page / Sida: 409

1) B280E, B280F

Fig	Part No. / Artikel nr	Quantity / Antal A	B	C	D	E	PS	Description	Benämning	Notes / Anmärkning	SR
1	*(464316)*	1	-	-	-	-	SP	Starter motor	Startmotor	REPL 1PCS 1398702-9.	3
	5001600-5	1	-	-	-	-	EU	Starter motor	Startmotor		2
	(1398702)	1	-	-	-	-	SP	Starter motor	Startmotor	SEE 33•411	3
2	243905-7	4	-	-	-	-		•Screw	•Skruv		3
3	243906-5	1	-	-	-	-		•Field winding	•Fältlindning		4
4	243969-3	1	-	-	-	-		•Drive shaft bearing	•Drivaxellager		3
5	238813-0	1	-	-	-	-		••Bushing	••Bussning		3
6	833727-1	1	-	-	-	-		•Engagement lever	•Kopplingsarm		3
7	241674-1	1	-	-	-	-		•Screw	•Skruv		3
8	955919-6	1	-	-	-	-		•Spring washer	•Fjäderbricka		2
9	955781-0	1	-	-	-	-		•Nut	•Mutter		2
10	243908-1	1	-	-	-	-		•Rotor	•Rotor		3
11	1266673-1	1	-	-	-	-		•Starter pinion	•Startmotordrev		3
12	240620-5	2	-	-	-	-		••Bushing	••Bussning		3
13	238819-7	1	-	-	-	-		•Stop ring	•Anslagsring		3
14	240601-5	1	-	-	-	-		•Bearing shield	•Lagersköld		3
15	240602-3	1	-	-	-	-		••Bushing	••Bussning		3
16	240603-1	1	-	-	-	-		•Brush retainer	•Borsthållare		3
17	243910-7	1	-	-	-	-		•Carbon brush set	•Elborstsats		1
18	243911-5	4	-	-	-	-		•Brush spring	•Borstfjäder		3
19		1	-	-	-	-	NS	•Cover	•Kåpa		
20	956059-0	2	-	-	-	-		•Screw	•Skruv		2
21	955945-1	2	-	-	-	-		•Lock washer	•Låsbricka	(239340)	2
22	243970-1	2	-	-	-	-		•Screw	•Skruv		3
23		2	-	-	-	-	NS	•Washer	•Bricka		
24	244184-8	1	-	-	-	-		•Actuator solenoid	•Manövermagnet		3
25	833736-2	2	-	-	-	-		•Screw	•Skruv		3
26	955921-2	1	-	-	-	-		•Spring washer	•Fjäderbricka		2
27	968862-3	1	-	-	-	-		•Flange nut	•Flänsmutter	(955782)	8
28	241300-3	1	-	-	-	-		Repair kit	Reparationssats		3
29	1161326-2	1	-	-	-	-		Grease	Fett	(1161133)	6

1) CH -6499.

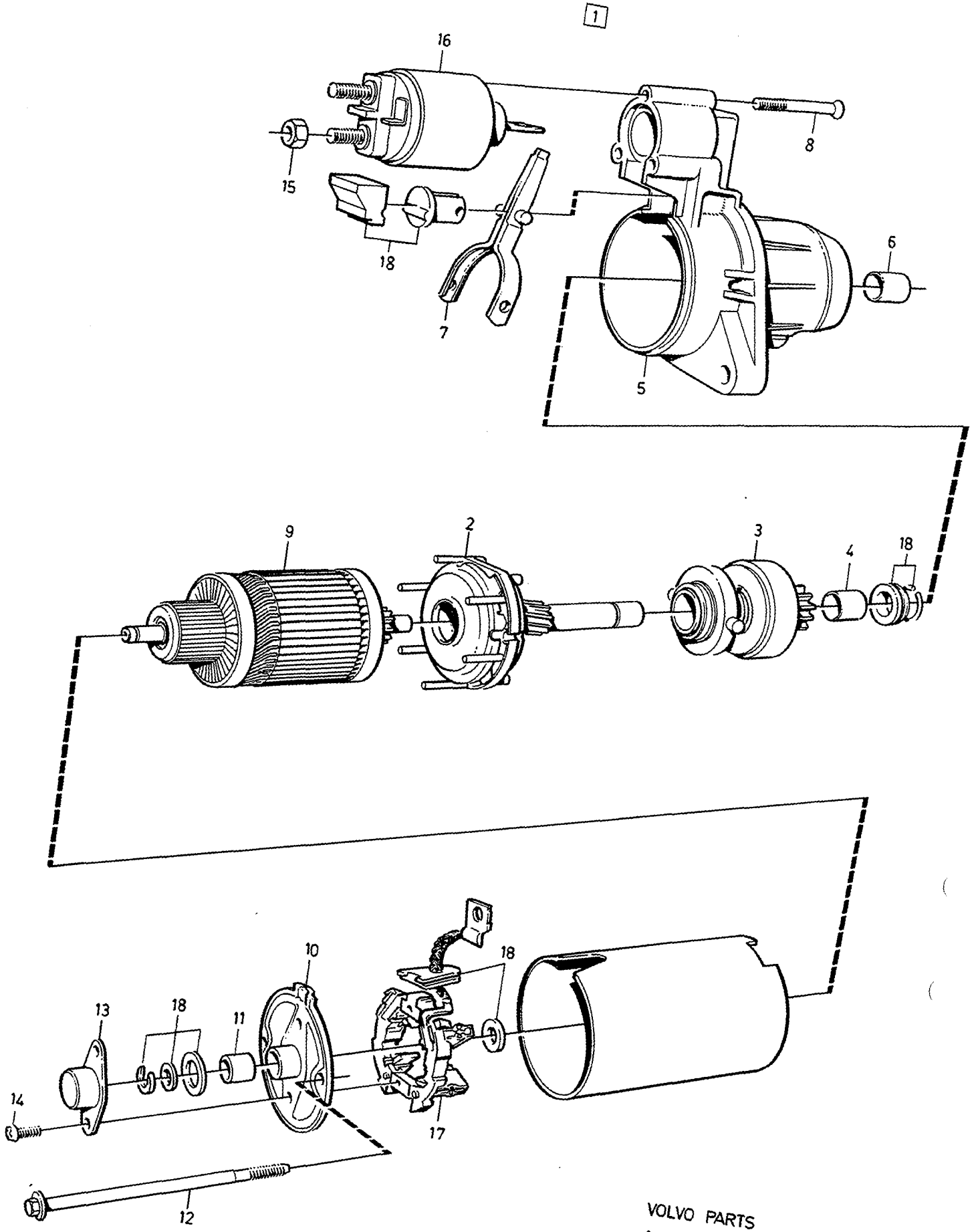

VOLVO PARTS

~~1 030~~ 39253

A	1398702
B	3523302
C	
D	
E	

STARTER MOTOR — STARTMOTOR

Group / Grupp: 33

Page / Sida: 411

1) B280F

Fig	Part No. / Artikel nr	Quantity / Antal A	B	C	D	E	PS	Description	Benämning	Notes / Anmärkning	SR
1	*(1398702)*	1	-	-	-	-	SP	Starter motor	Startmotor	REPL 1PCS 3523302-2.	3
	5003692-0	1	-	-	-	-	EU	Starter motor, exch	Startmotor, bytes		3
	3523302-2	-	1	-	-	-		Starter motor	Startmotor	1,4kW	3
2	1363533-9	1	-	-	-	-		•Planetary gear	•Planetväxel		3
	3523667-8	1	1	-	-	-		•Planetary gear	•Planetväxel		3
3	1363534-7	1	1	-	-	-		•Starter pinion	•Startmotordrev		3
4	1367375-1	1	2	-	-	-		•Bushing	•Bussning		3
5	3515839-3	1	1	-	-	-		•Housing	•Hus		5
6	1363536-2	1	-	-	-	-		•Bushing	•Bussning		5
	238813-0	-	1	-	-	-		•Bushing	•Bussning		3
7	1363537-0	1	1	-	-	-		•Engagement lever	•Kopplingsarm		3
8	1363538-8	3	3	-	-	-		•Screw	•Skruv		5
9	3523571-2	1	1	-	-	-		•Rotor	•Rotor	(1363539)	3
10	1363540-4	1	1	-	-	-		•Bearing shield	•Lagersköld		5
11	1363541-2	1	1	-	-	-		•Bushing	•Bussning		5
12	1363542-0	2	2	-	-	-		•Screw	•Skruv	(3515840)	3
13	1363543-8	1	1	-	-	-		•Cover	•Kåpa		5
14	1363544-6	2	2	-	-	-		•Screw	•Skruv		3
15	1363545-3	1	1	-	-	-		•Nut	•Mutter		2
16	1363546-1	1	-	-	-	-		•Actuator solenoid	•Manövermagnet		3
	3523572-0	-	1	-	-	-		•Actuator solenoid	•Manövermagnet		3
17	1363547-9	1	1	-	-	-		•Brush retainer	•Borsthållare		5
18	1363548-7	1	1	-	-	-		•Repair kit	•Reparationssats		3

1) CH 6793-

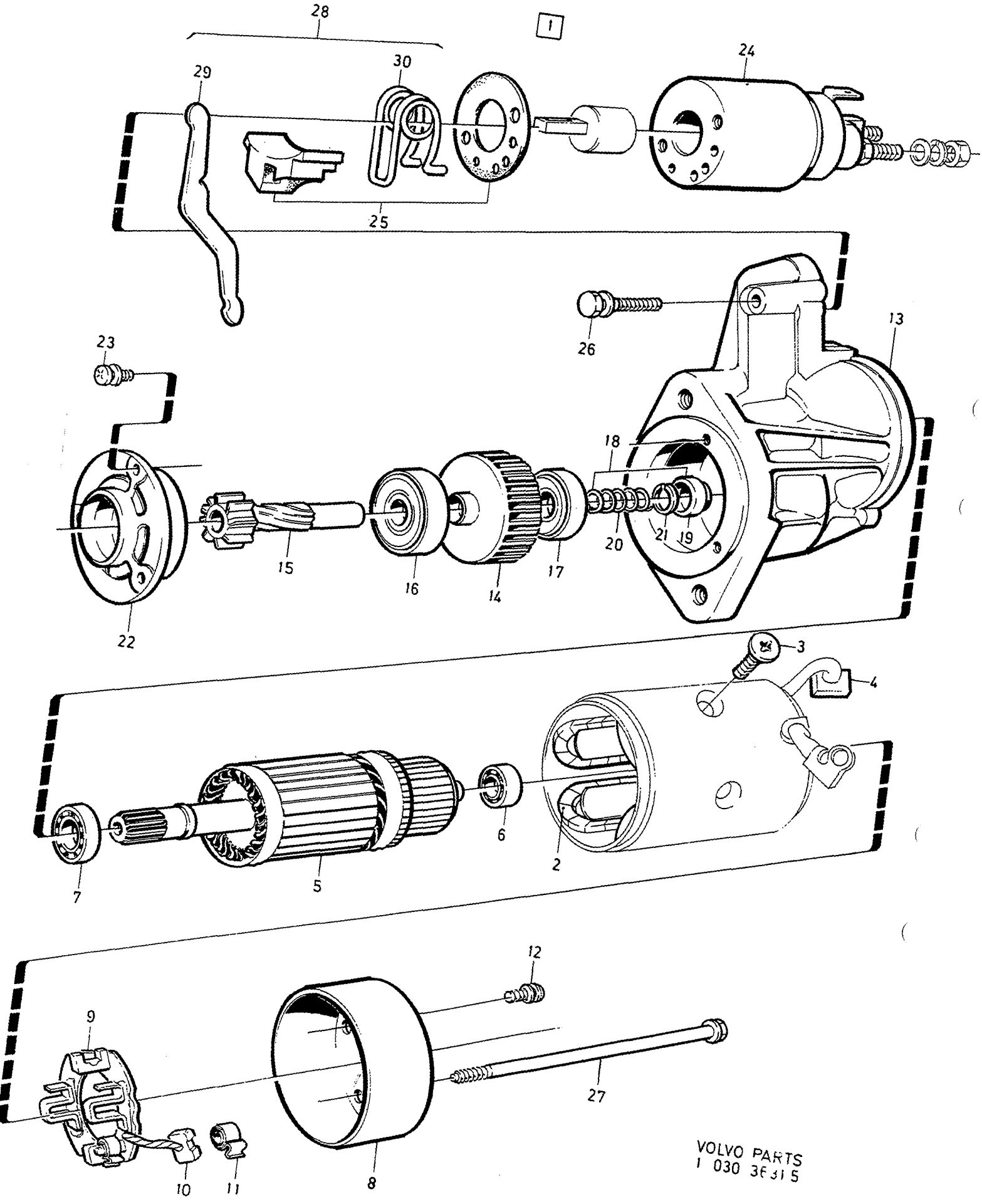

VOLVO PARTS
1 030 3F 31 5

A	HITACHI	STARTER MOTOR STARTMOTOR	Group Grupp 33
B			
C			Page Sida 413
D			
E		D24TIC	

Fig	Part No. Artikel nr	Quantity / Antal A	B	C	D	E	P S	Description	Benämning	Notes Anmärkning	S R
1	*(1328391)*	1	-	-	-	-	SP	Starter motor	Startmotor	2,0kW REPL 1PCS 1328392-4	3
	5003003-0	-	-	-	-	-	EU	Starter motor	Startmotor		2
	1328392-4	-	-	-	-	-		Starter motor	Startmotor	SEE 33•415	3
2	1367087-2	1	-	-	-	-		•Field winding	•Fältlindning		4
3	1367088-0	4	-	-	-	-		•Screw	•Skruv		3
4	1367089-8	2	-	-	-	-		•Carbon brush +	•Elborste +		1
5	1398997-5	1	-	-	-	-		•Rotor	•Rotor		3
6	1367085-6	1	-	-	-	-		•Ball bearing	•Kullager		3
7	1367086-4	1	-	-	-	-		•Ball bearing	•Kullager		3
8	1367091-4	1	-	-	-	-		•Bearing shield	•Lagersköld		3
9	1398998-3	1	-	-	-	-		•Brush retainer plate	•Borsthållarplatta		3
10	1367090-6	2	-	-	-	-		•Carbon brush -	•Elborste -		1
11	1367093-0	4	-	-	-	-		•Brush spring	•Borstfjäder		3
12		2	-	-	-	-	NS	•Screw	•Skruv	M4x10mm	
13	1367099-7	1	-	-	-	-		•Drive shaft bearing	•Drivaxellager		3
14	1367094-8	1	-	-	-	-		•Starter pinion	•Startmotordrev		3
15	1367095-5	1	-	-	-	-		•Axle shaft	•Drivaxel		4
16	1367096-3	1	-	-	-	-		•Ball bearing	•Kullager		3
17	1367097-1	1	-	-	-	-		•Ball bearing	•Kullager		3
18	1367098-9	1	-	-	-	-		•Circlip kit	•Låsringsats		3
19		1	-	-	-	-	KN	••Stop	••Stopp		
20		1	-	-	-	-	KN	••Spring	••Fjäder		
21		1	-	-	-	-	KN	••Clip	••Clips		
22	1367104-5	1	-	-	-	-		•Bearing carrier	•Lagerhållare		3
23		3	-	-	-	-	NS	•Screw	•Skruv	M4x12mm	
24	1367101-1	1	-	-	-	-		•Actuator solenoid	•Manövermagnet		3
25	1367102-9	1	-	-	-	-		•Gasket kit	•Packningsats		3
26	1367105-2	2	-	-	-	-		•Screw	•Skruv		3
27	1367103-7	2	-	-	-	-		•Screw	•Skruv		3
28	1367100-3	1	-	-	-	-		•Engagement lever kit	•Kopplingsarmsats		3
29		1	-	-	-	-	KN	••Engagement lever	••Kopplingsarm		
30		1	-	-	-	-	KN	••Spring	••Fjäder		

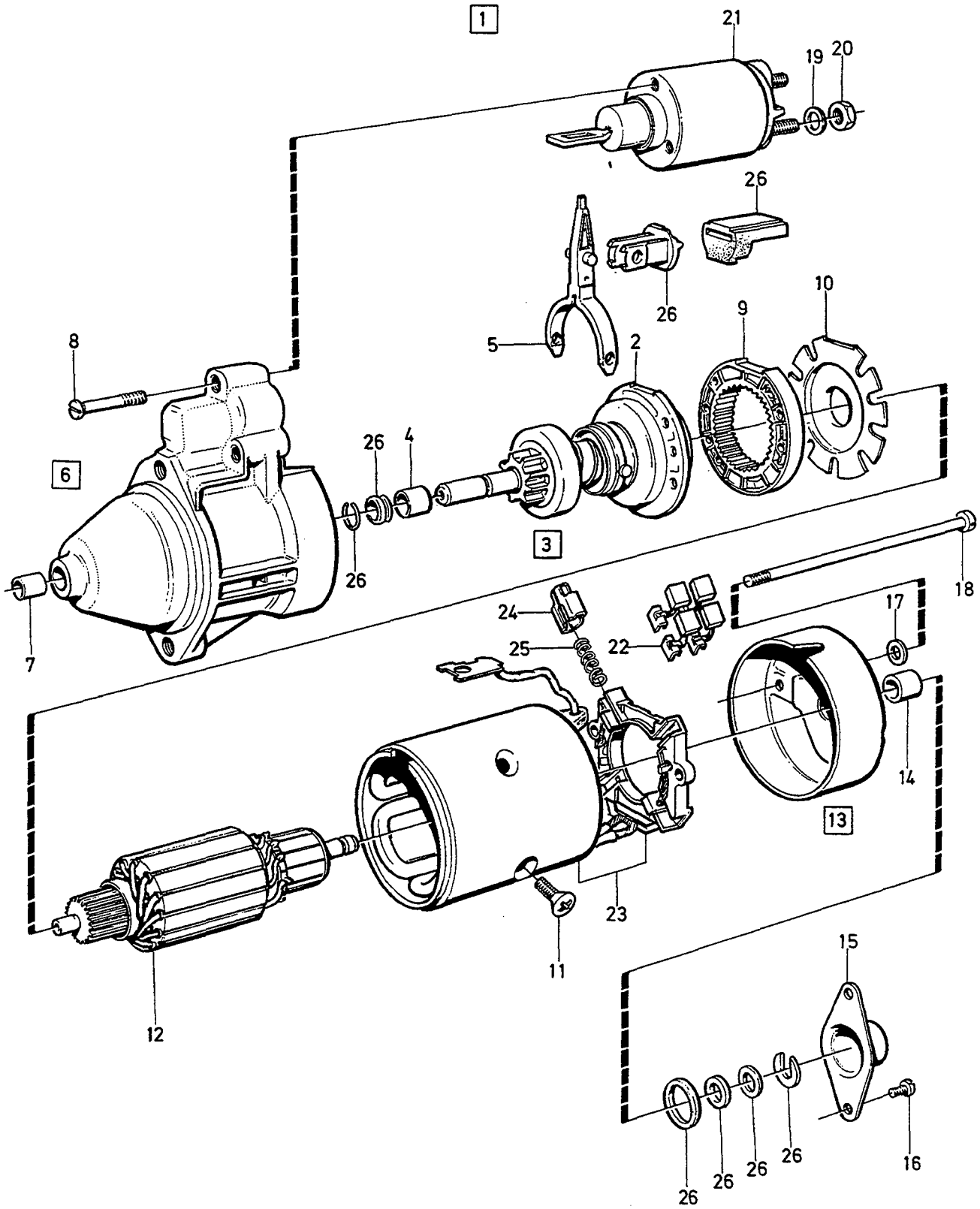

VOLVO
Genuine Parts
PV 330 44769

A	BOSCH	STARTER MOTOR STARTMOTOR	Group Grupp 33
B			
C			Page Sida 415
D			
E		D24TIC, ALTER 1	

Fig	Part No. Artikel nr	Quantity / Antal A	B	C	D	E	PS	Description	Benämning	Notes Anmärkning	SR
1	1328392-4	1	-	-	-	-		Starter motor	Startmotor	2,2kW	3
	5003708-4	1	-	-	-	-	EU	Starter motor, exch	Startmotor, bytes		3
2	1367415-5	1	-	-	-	-		•Planet gear	•Planethjul		3
3	1367414-8	1	-	-	-	-		•Freewheel	•Frihjul		3
4	1367375-1	2	-	-	-	-		••Bushing	••Bussning		3
5	1367416-3	1	-	-	-	-		•Engagement lever	•Kopplingsarm		3
6	1367417-1	1	-	-	-	-		•Bearing shield	•Lagersköld		5
7	3515041-6	1	-	-	-	-		••Bearing	••Lager		3
8	1357335-7	3	-	-	-	-		•Screw	•Skruv		3
9	1367418-9	1	-	-	-	-		•Crown wheel	•Kronhjul		4
10	1367419-7	1	-	-	-	-		•Cover washer	•Täckbricka		4
11	847984-2	4	-	-	-	-		•Screw	•Skruv		5
12	1367421-3	1	-	-	-	-		•Rotor	•Rotor		3
13	1367422-1	1	-	-	-	-		•Bearing shield	•Lagersköld		5
14	1367423-9	1	-	-	-	-		••Bearing bushing	••Lagerbussning		3
15		1	-	-	-	-	NS	•Cover	•Kåpa		
16	3515040-8	2	-	-	-	-		•Screw	•Skruv		3
17		2	-	-	-	-	NS	•Washer	•Bricka		
18		2	-	-	-	-	NS	•Screw	•Skruv		
19	941907-8	1	-	-	-	-		•Spring washer	•Fjäderbricka		2
20	244110-3	1	-	-	-	-		•Nut	•Mutter		4
21	1367425-4	1	-	-	-	-		•Actuator solenoid	•Manövermagnet		3
22	3515039-0	1	-	-	-	-		•Carbon brush set	•Elborstsats		2
23	3515023-4	1	-	-	-	-		•Field winding complete	•Fältlindning komplett		4
24	1367428-8	4	-	-	-	-		••Brush retainer	••Borsthållare		3
25	3515022-6	4	-	-	-	-		••Compression spring	••Tryckfjäder		3
26	1367427-0	1	-	-	-	-		•Repair kit Rotor	•Reparationssats Rotor		3

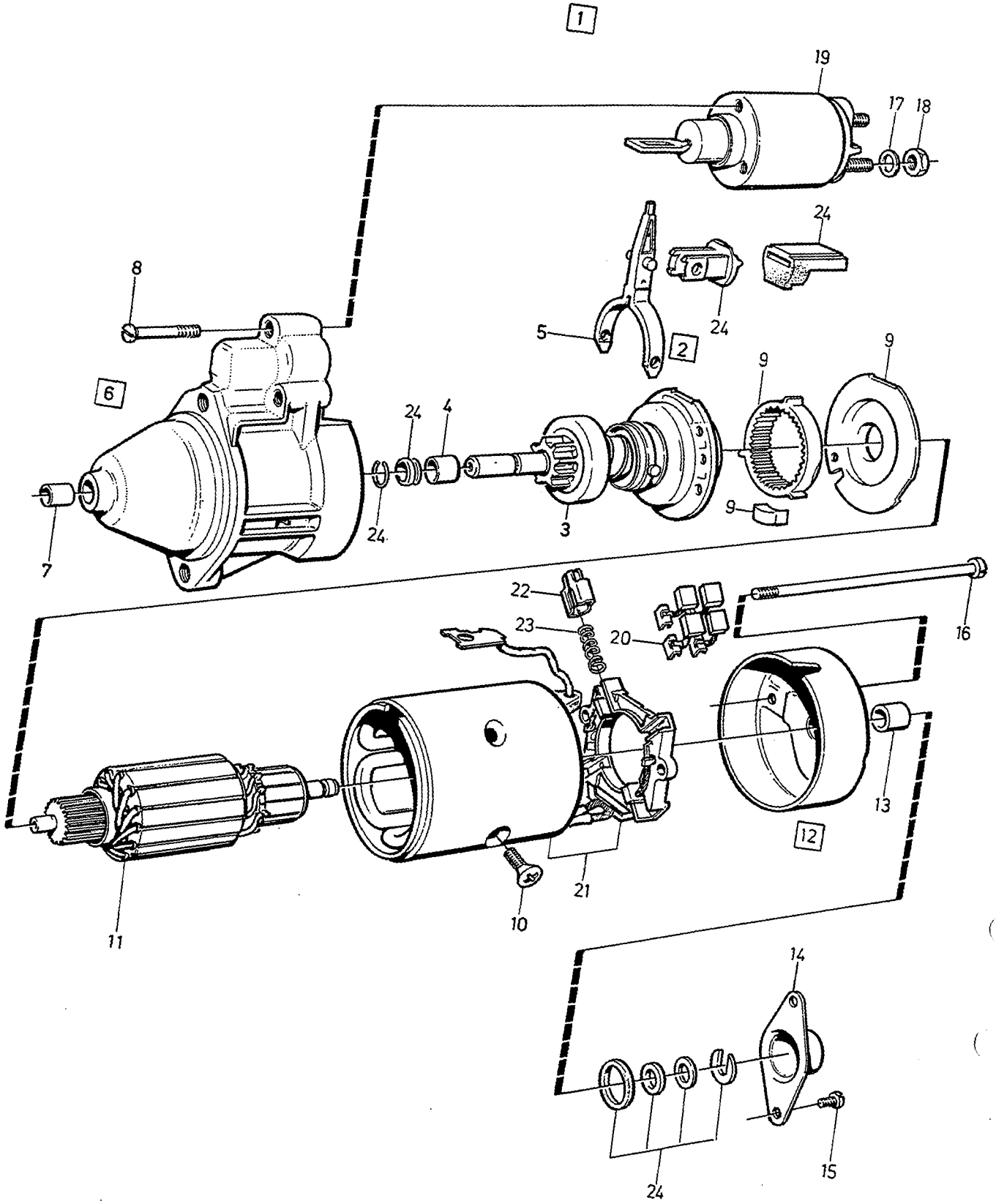

VOLVO
Genuine Parts
PV 330 55631

A	BOSCH
B	
C	
D	
E	

STARTER MOTOR — STARTMOTOR

Group / Grupp: 33

Page / Sida: 417

D24TIC, ALTER 2

	Fig	Part No. Artikel nr	Quantity / Antal A	B	C	D	E	P S	Description	Benämning	Notes Anmärkning	S R
☆	1	3544627-7	1	-	-	-	-		Starter motor	Startmotor	2,2kW	3
☆	2	3544635-0	1	-	-	-	-		• Repair kit Planetary gear	• Reparationssats Planetväxel		3
	3	1367414-8	1	-	-	-	-		• • Freewheel	• • Frihjul		3
	4	1367375-1	2	-	-	-	-		• • Bushing	• • Bussning		3
	5	1367416-3	1	-	-	-	-		• Engagement lever	• Kopplingsarm		3
☆	6	3544628-5	1	-	-	-	-		• Bearing shield front	• Lagersköld främre		5
	7	238813-0	1	-	-	-	-		• • Bushing	• • Bussning		3
☆	8	3544629-3	3	-	-	-	-		• Screw	• Skruv		5
☆	9	3544634-3	1	-	-	-	-		• Repair kit Crown wheel	• Reparationssats Kronhjul		3
	10	3544630-1	4	-	-	-	-		• Screw	• Skruv		3
	11	1367421-3	1	-	-	-	-		• Rotor	• Rotor		3
	12	1367422-1	1	-	-	-	-		• Bearing shield rear	• Lagersköld bakre		5
	13	1367423-9	1	-	-	-	-		• • Bearing bushing	• • Lagerbussning		3
	14	240606-4	1	-	-	-	-		• Cover	• Kåpa		3
	15	3544631-9	2	-	-	-	-		• Screw	• Skruv		3
	16	3544632-7	2	-	-	-	-		• Screw	• Skruv		3
	17	941907-8	1	-	-	-	-		• Spring washer	• Fjäderbricka		2
	18	244110-3	1	-	-	-	-		• Nut	• Mutter		4
☆	19	3544633-5	1	-	-	-	-		• Actuator solenoid	• Manövermagnet		3
	20	3515039-0	1	-	-	-	-		• Carbon brush set	• Elborstsats		2
	21	3515023-4	1	-	-	-	-		• Field winding complete	• Fältlindning komplett		4
	22	1367428-8	4	-	-	-	-		• • Brush retainer	• • Borsthållare		3
	23	3515022-6	4	-	-	-	-		• • Compression spring	• • Tryckfjäder		3
	24	1367427-0	1	-	-	-	-		• Repair kit Rotor	• Reparationssats Rotor		3

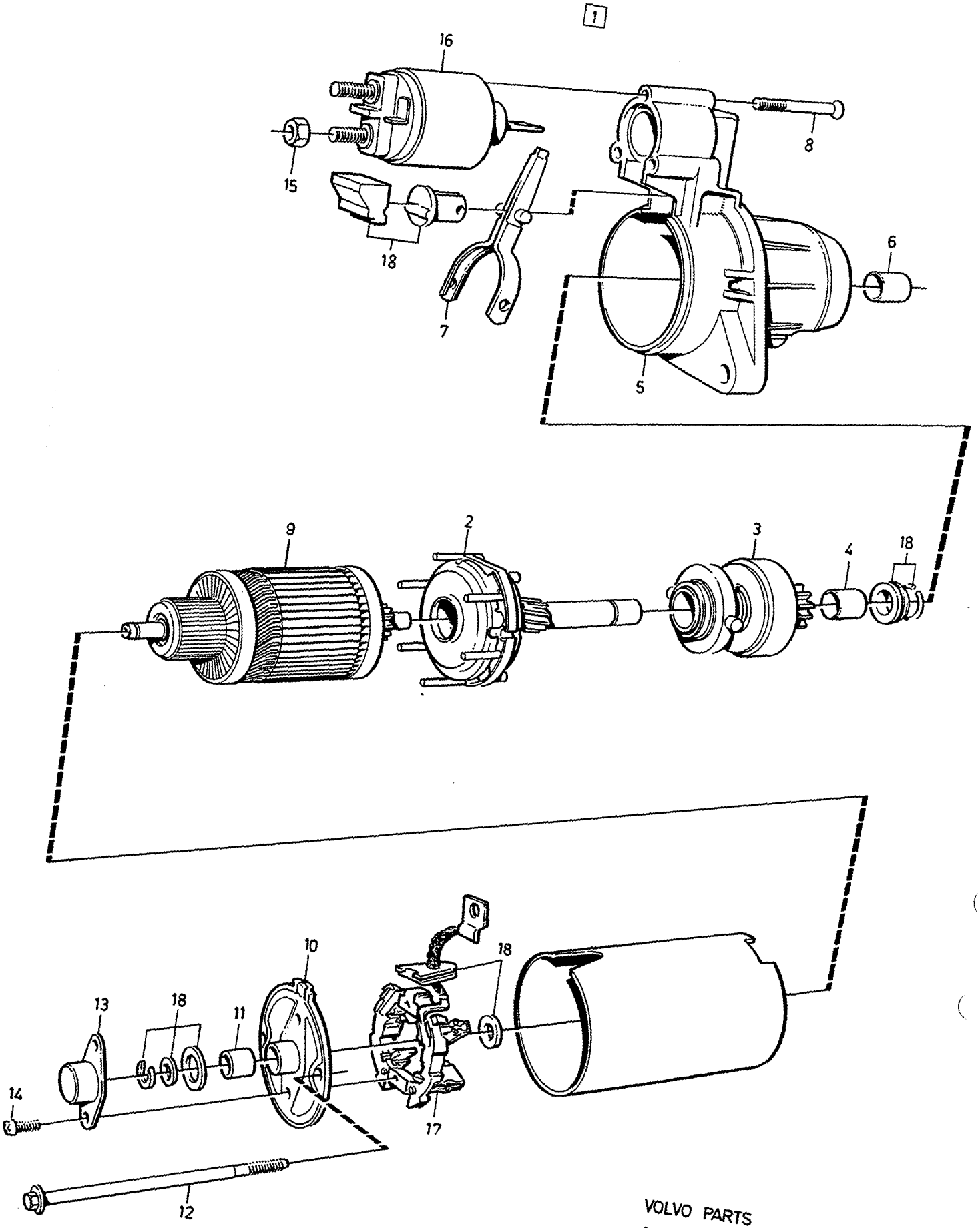

VOLVO PARTS
~~1-030~~ 39253

A
B
C
D
E

STARTER MOTOR — STARTMOTOR

Group / Grupp: 33

Page / Sida: 419

B204GT

Fig	Part No. Artikel nr	Quantity / Antal A	B	C	D	E	PS	Description	Benämning	Notes Anmärkning	SR
1	3523301-4	1	-	-	-	-		Starter motor	Startmotor	1,4kW	3
2	3523667-8	1	-	-	-	-		• Planetary gear	• Planetväxel		3
3	1363534-7	1	-	-	-	-		• Starter pinion	• Startmotordrev		3
4	1367375-1	2	-	-	-	-		• Bushing	• Bussning		3
5	1363535-4	1	-	-	-	-		• Housing	• Hus		5
6	1363536-2	1	-	-	-	-		• Bushing	• Bussning		5
7	1363537-0	1	-	-	-	-		• Engagement lever	• Kopplingsarm		3
8	1363538-8	3	-	-	-	-		• Screw	• Skruv		5
9	3523571-2	1	-	-	-	-		• Rotor	• Rotor		3
10	1363540-4	1	-	-	-	-		• Bearing shield	• Lagersköld		5
11	1363541-2	1	-	-	-	-		• Bushing	• Bussning		5
12	1363542-0	2	-	-	-	-		• Screw	• Skruv		3
13	1363543-8	1	-	-	-	-		• Cover	• Kåpa		5
14	1363544-6	2	-	-	-	-		• Screw	• Skruv		3
15	1363545-3	1	-	-	-	-		• Nut	• Mutter		2
16	1363546-1	1	-	-	-	-		• Actuator solenoid	• Manövermagnet		3
17	1363547-9	1	-	-	-	-		• Brush retainer	• Borsthållare		5
18	1363548-7	1	-	-	-	-		• Repair kit	• Reparationssats		3

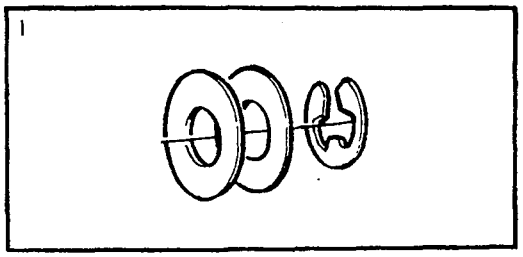
1

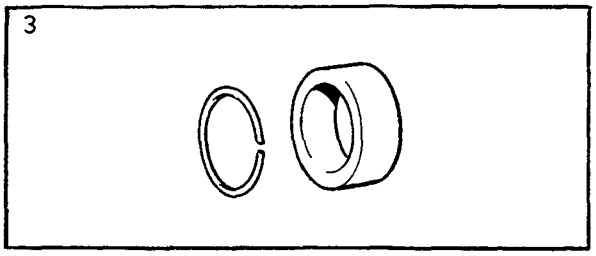
3

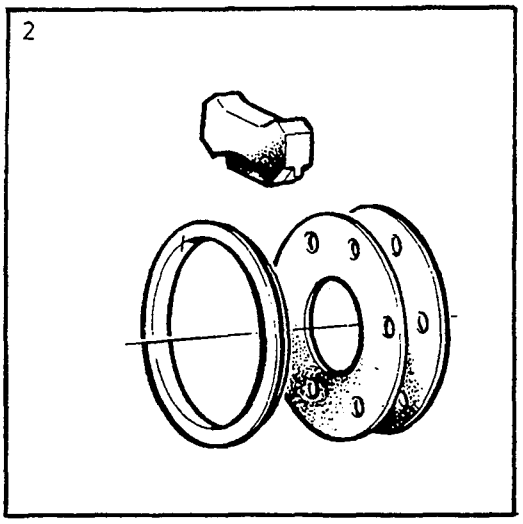
2

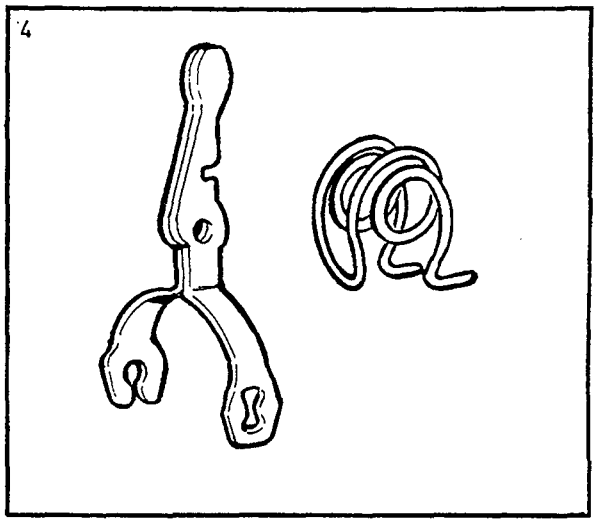
4


5


6

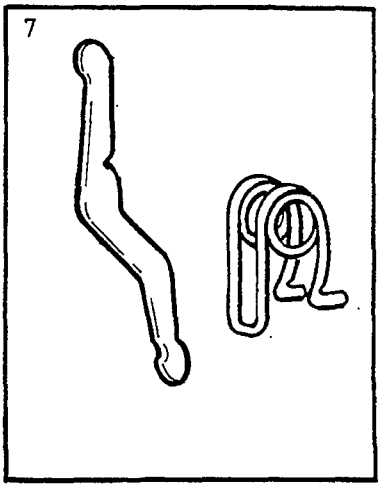
7

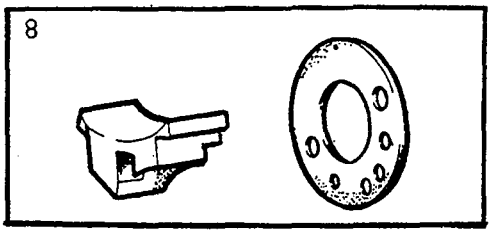
8

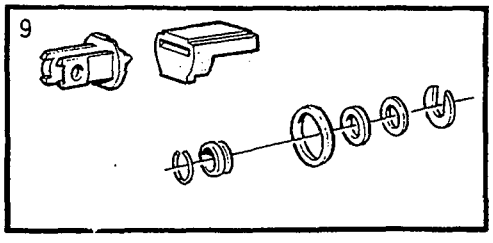
9

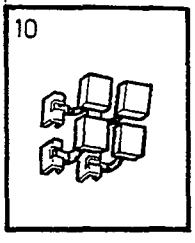
10

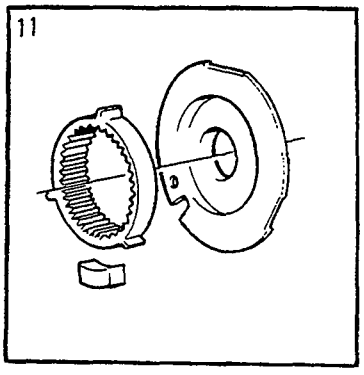
11

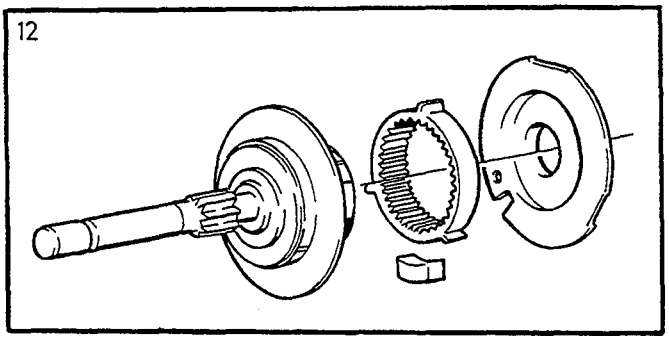
12

A	1357373
B	1346707, 1357199, 1398702
C	464316
D	1328391, 1328392, 3544627
E	3523301, 3523302

STARTER MOTOR REPAIR KITS — STARTMOTOR REPARATIONSSATS

Group / Grupp: 33
Page / Sida: 421

Fig	Part No. / Artikel nr	Quantity / Antal A	B	C	D	E	PS	Description	Benämning	Notes / Anmärkning	SR
1	1276450-2	1	-	-	-	-		Adjusting washer kit	Justerbricksats		3
2	1276463-5	1	-	-	-	-		Sealing kit	Tätningssats		3
3	1276451-0	1	-	-	-	-		Retaining ring Set	Spårring Sats		3
4	1357628-5	1	-	-	-	-		Engagement lever	Kopplingsarm		3
5	1363548-7	-	1	-	-	1		Repair kit	Reparationssats		3
	241300-3	-	-	1	-	-		Repair kit	Reparationssats		3
6	1367098-9	-	-	-	1	-		Circlip kit	Låsringsats	FOR 1328391	3
7	1367100-3	-	-	-	1	-		Engagement lever kit	Kopplingsarmsats	FOR 1328391	3
8	1367102-9	-	-	-	1	-		Gasket kit	Packningsats	FOR 1328391	3
9	1367427-0	-	-	-	1	-		Repair kit Rotor	Reparationssats Rotor	FOR 1328392, 3544627	3
10	3515039-0	-	-	-	1	-		Carbon brush set	Elborstsats	FOR 1328392, 3544627	2
☆ 11	3544634-3	-	-	-	1	-		Repair kit Crown wheel	Reparationssats Kronhjul	FOR 3544627	3
☆ 12	3544635-0	-	-	-	1	-		Repair kit Planetary gear	Reparationssats Planetväxel	FOR 3544627	3

LIGHTING / BELYSNING

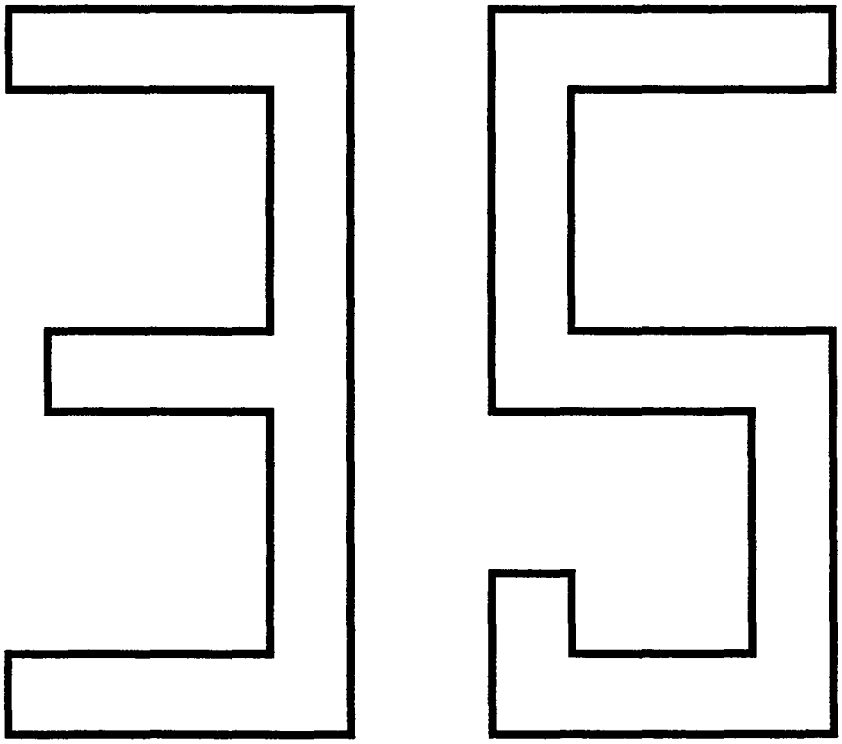

A
B
C
D
E

SUB GROUP
LIGHTING

UNDERGRUPP
BELYSNING

Group
Grupp
35

Page
Sida
423

Fig	Part No. Artikel nr	Quantity / Antal A	B	C	D	E	PS	Description	Benämning	Notes Anmärkning	SR
		-	-	-	-	-		Headlamps	Strålkastare	1) SEE 35•425	
		-	-	-	-	-		Headlamps	Strålkastare	2) SEE 35•429	
		-	-	-	-	-		Turn indicators	Blinkers	1) SEE 35•431	
		-	-	-	-	-		Turn indicators	Blinkers	2) SEE 35•433	
		-	-	-	-	-		Lighting Rear	Belysning Bakre	SEE 35•435	
		-	-	-	-	-		Interior light	Innerbelysning	SEE 35•437	
		-	-	-	-	-		Foglamp spotlight	Dimljus fjärrljus	SEE 35•439	
		-	-	-	-	-		Brake light extra	Bromsljus extra	SEE 35•441	
		-	-	-	-	-		Bulb kit	Glödlampsats	SEE 35•443	

1) CH -6499.
2) CH 6793-

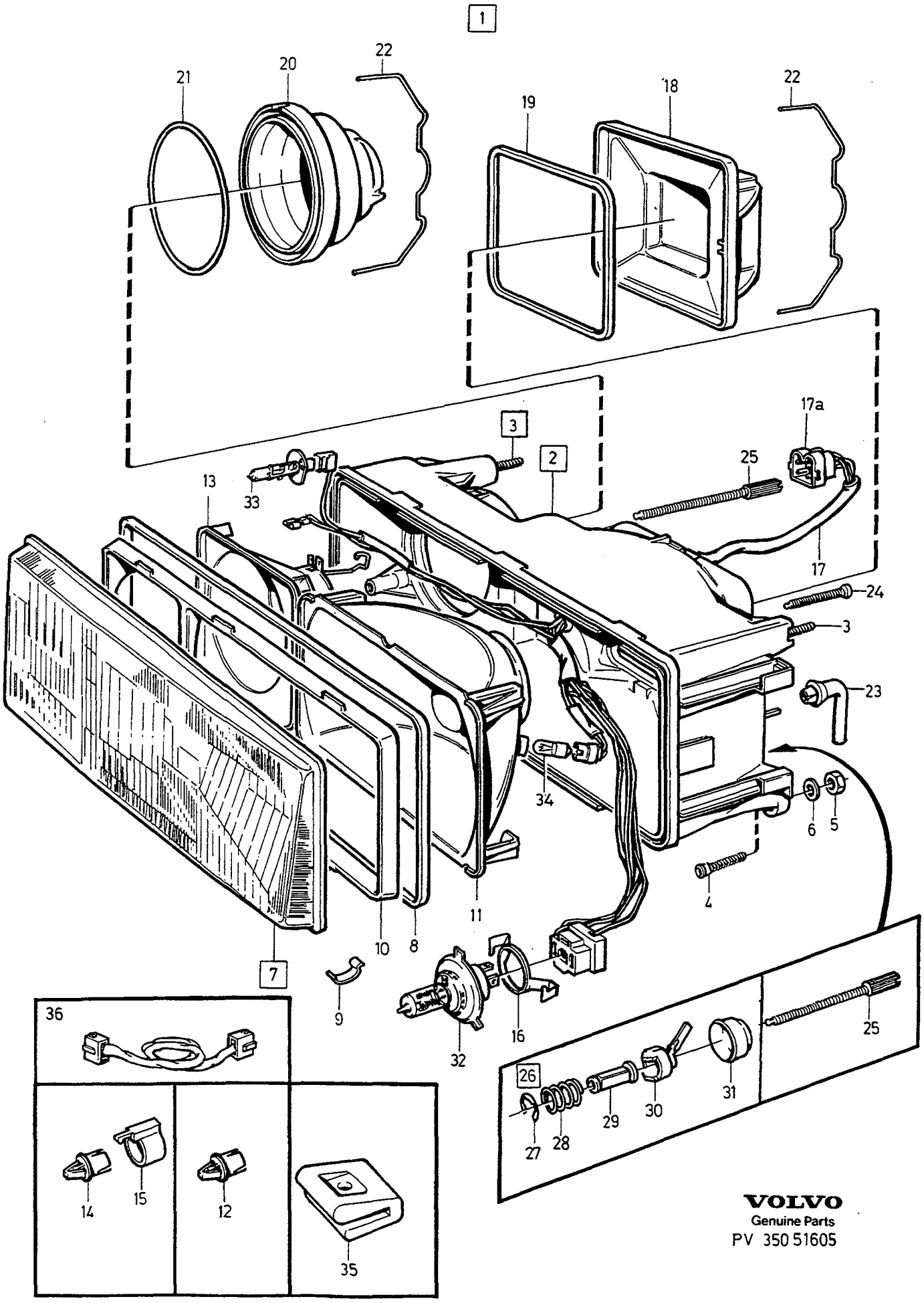

VOLVO
Genuine Parts
PV 350 51605

A	EXC (F), (J)
B	(F)
C	(J)
D	
E	

HEADLAMPS — STRÅLKASTARE

Group / Grupp 35

Page / Sida 425

1)

Fig	Part No. / Artikel nr	Quantity / Antal A	B	C	D	E	PS	Description	Benämning	Notes / Anmärkning	SR
1	*(1384424)*	1	-	-	-	-	SP	Headlamp, l.h. complete	Strålkastare, v komplett	REPL 1PCS 1374598-9, 1PCS 3406418-8.	2
	1374598-9	-	-	-	-	-		Headlamp, l.h.	Strålkastare, v	SEE 35•429	2
	(1384425)	1	-	-	-	-	SP	Headlamp, r.h. complete	Strålkastare, h komplett	REPL 1PCS 1374599-7, 1PCS 3406418-8.	2
	1374599-7	-	-	-	-	-		Headlamp, r.h.	Strålkastare, h	SEE 35•429	2
	1396225-3	-	1	-	-	-		Headlamp, l.h. complete	Strålkastare, v komplett	REPL 1PCS 1374602-9, 1PCS 3406418-8.	2
	1374602-9	-	-	-	-	-		Headlamp, l.h.	Strålkastare, v	SEE 35•429	2
	1396226-1	-	1	-	-	-		Headlamp, r.h. complete	Strålkastare, h komplett	REPL 1PCS 1374603-7, 1PCS 3406418-8.	2
	1374603-7	-	-	-	-	-		Headlamp, r.h.	Strålkastare, h	SEE 35•429	2
	(3510704)	-	-	1	-	-	SP	Headlamp, l.h. complete	Strålkastare, v komplett	REPL 1PCS 1374633-4, 1PCS 3406418-8.	2
	1374633-4	-	-	-	-	-		Headlamp, l.h.	Strålkastare, v	SEE 35•429	2
	(3510705)	-	-	1	-	-	SP	Headlamp, r.h. complete	Strålkastare, h komplett	REPL 1PCS 1374634-2, 1PCS 3406418-8.	2
	1374634-2	-	-	-	-	-		Headlamp, r.h.	Strålkastare, h	SEE 35•429	2
2		1	1	1	-	-	NS	•Housing, l.h. complete	•Hus, v komplett		
		1	1	1	-	-	NS	•Housing, r.h. complete	•Hus, h komplett		
3	3406417-0	1	1	1	-	-		•Mounting kit Headlamp	•Monteringssats Strålkastare		3
		2	2	2	-	-	NS	••Screw	••Skruv		
4		2	2	2	-	-	NS	••Screw	••Skruv		
5		2	2	2	-	-	NS	••Nut	••Mutter		
6		2	2	2	-	-	NS	••Washer	••Bricka		
7	3510108-8	1	1	-	-	-		•Lens, l.h. complete	•Glas, v komplett		3
	3510892-7	-	-	1	-	-		•Lens, l.h. complete	•Glas, v komplett		3
	3510109-6	1	1	-	-	-		•Lens, r.h. complete	•Glas, h komplett		3
	3510893-5	-	-	1	-	-		•Lens, r.h. complete	•Glas, h komplett		3
8	3510005-6	1	1	1	-	-		••Seal	••Tätning		2
9	1396281-6	7	7	7	-	-		••Clip	••Clips		2
10	3510219-3	1	1	1	-	-		•Frame, l.h	•Sarg, v		2
	3510220-1	1	1	1	-	-		•Frame, r.h	•Sarg, h		2
11	1396415-0	1	1	1	-	-		•Reflector, l.h.	•Reflektor, v	H4	2
	1396427-5	1	1	1	-	-		•Reflector, r.h.	•Reflektor, h	H4	2
12	1396416-8	3	3	3	-	-		••Retainer	••Hållare		2
13	1396417-6	1	-	1	-	-		•Reflector	•Reflektor	H1	2
	1396438-2	-	1	-	-	-		•Reflector	•Reflektor	H1	2
14	1396416-8	3	3	3	-	-		••Retainer	••Hållare		2
15	1396418-4	2	2	2	-	-		••Anchorage	••Fäste		2
16	1376436-0	1	1	1	-	-		•Attaching ring	•Fästring	H4	2
17	1396419-2	1	1	1	-	-		•Cable harness	•Ledningsmatta		5
17a	1307053-7	1	1	1	-	-		••Pin housing	••Stiftisolator		2
18	1376425-3	1	1	1	-	-		•Cover	•Lock	H4	2
19	1376428-7	1	1	1	-	-		•Seal	•Tätning	H4	2
20	1376426-1	1	1	1	-	-		•Cover	•Lock	H1	2
21	1376427-9	1	1	1	-	-		••Seal	••Tätning	H1	2
22	1376424-6	2	2	2	-	-		•Clip	•Clips		2
23	3510001-5	1	1	1	-	-		•Ventilation hose	•Ventilationsslang		2
24	1396421-8	2	2	2	-	-		•Screw	•Skruv		2
25	1396420-0	4	4	4	-	-		•Adjusting screw	•Ställskruv		1
26	3510699-6	1	1	1	-	-		•Light switch Set	•Ljusomkopplare Sats		3
27		1	1	1	-	-	NS	••Lock ring	••Låsring		
28		1	1	1	-	-	NS	••Spring	••Fjäder		
29		1	1	1	-	-	NS	••Retainer	••Hållare		
30		1	1	1	-	-	NS	••Switch	••Omkopplare		
31		1	1	1	-	-	NS	••Seal	••Tätning		
32	963187-0	1	-	1	-	-		•Bulb	•Glödlampa	H4 60/55W	1

1) CH -6499.

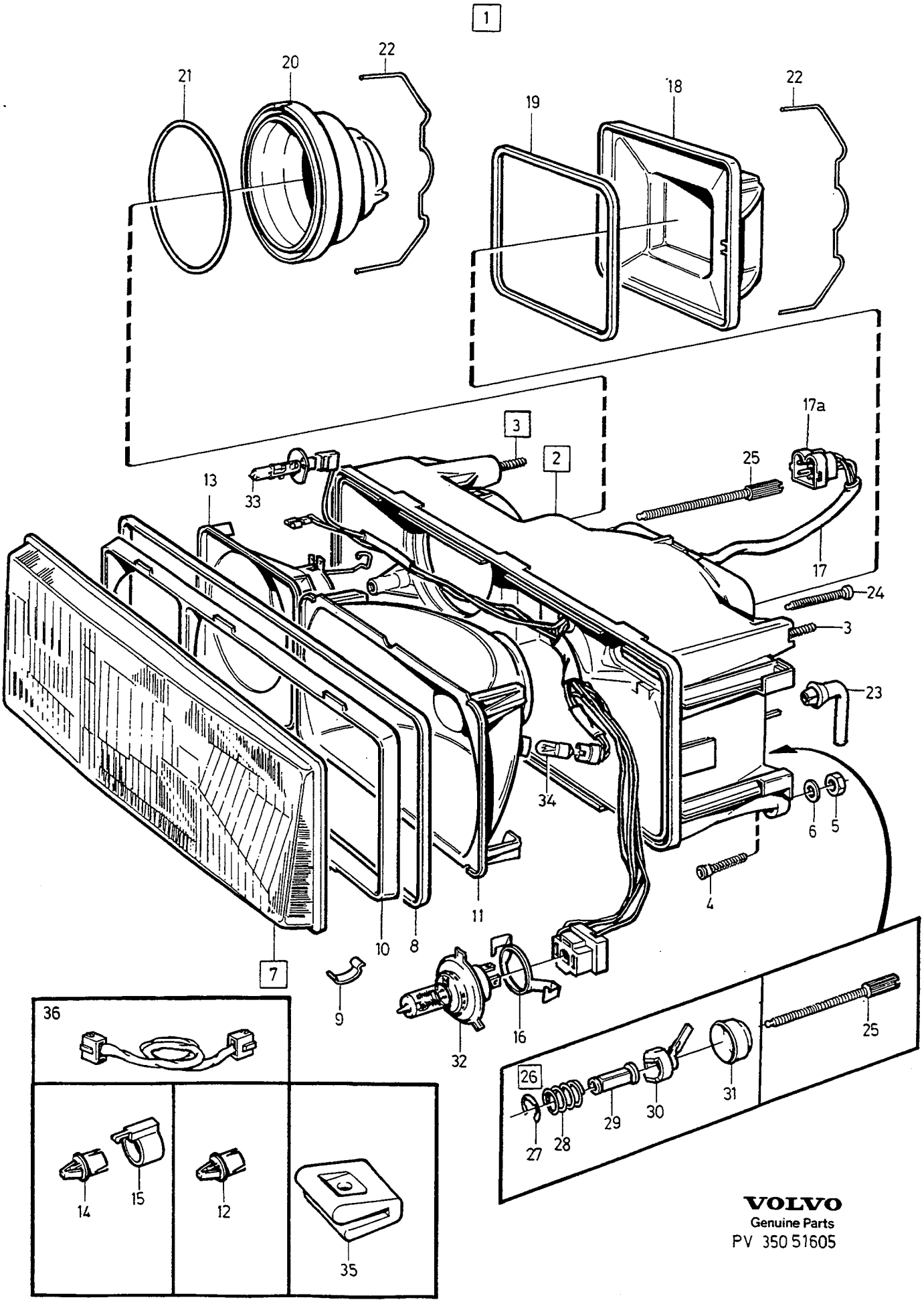

VOLVO
Genuine Parts
PV 350 51605

A	EXC (F), (J)	HEADLAMPS STRÅLKASTARE	Group Grupp 35
B	(F)		
C	(J)		Page Sida 427
D			
E		1)	

Fig	Part No. Artikel nr	Quantity / Antal A	B	C	D	E	PS	Description	Benämning	Notes Anmärkning	SR
	963370-2	-	1	-	-	-		• Bulb	• Glödlampa	H4 60/55W	1
33	942775-8	1	1	1	-	-		• Bulb	• Glödlampa	H1 55W	1
34	192451-3	1	1	1	-	-		• Bulb	• Glödlampa	4W	1
35	1396105-7	2	2	2	-	-		Spacer	Distans		3
36	3406418-8	1	1	1	-	-		Cable harness	Ledningsmatta		5

1) CH -6499.

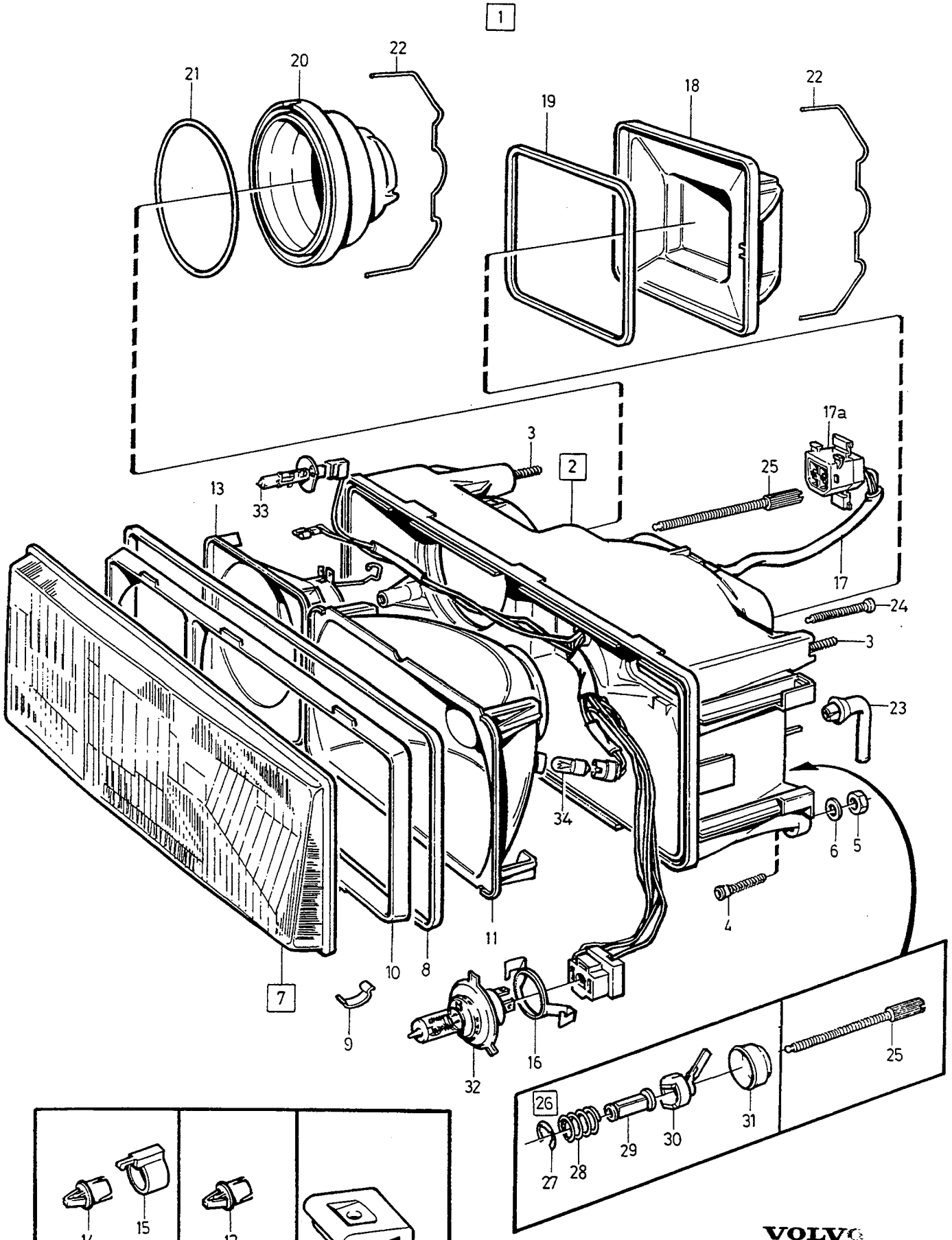

VOLVO
Genuine Parts
PV 350 49716

A	EXC (F), (J)
B	(F)
C	(J)
D	
E	

HEADLAMPS — STRÅLKASTARE

Group / Grupp 35

Page / Sida 429

1)

Fig	Part No. / Artikel nr	Quantity / Antal A	B	C	D	E	PS	Description	Benämning	Notes / Anmärkning	SR
1	1374598-9	1	-	-	-	-		Headlamp, l.h. complete	Strålkastare, v komplett		2
	1374599-7	1	-	-	-	-		Headlamp, r.h. complete	Strålkastare, h komplett		2
	1374602-9	-	1	-	-	-		Headlamp, l.h. complete	Strålkastare, v komplett		2
	1374603-7	-	1	-	-	-		Headlamp, r.h. complete	Strålkastare, h komplett		2
	1374633-4	-	-	1	-	-		Headlamp, l.h. complete	Strålkastare, v komplett		2
	1374634-2	-	-	1	-	-		Headlamp, r.h. complete	Strålkastare, h komplett		2
2		1	1	1	-	-	NS	•Housing, l.h. complete	•Hus, v komplett		
		1	1	1	-	-	NS	•Housing, r.h. complete	•Hus, h komplett		
3	1396412-7	2	2	2	-	-		••Stud	••Pinnskruv	(1396408)	2
4	3510061-9	2	2	2	-	-		••Screw	••Skruv		2
5	1396413-5	2	2	2	-	-		••Nut	••Mutter		2
6	1396414-3	2	2	2	-	-		••Washer	••Bricka		2
7	3510108-8	1	1	-	-	-		•Lens, l.h. complete	•Glas, v komplett		3
	3510892-7	-	-	1	-	-		•Lens, l.h. complete	•Glas, v komplett		3
	3510109-6	1	1	-	-	-		•Lens, r.h. complete	•Glas, h komplett		3
	3510893-5	-	-	1	-	-		•Lens, r.h. complete	•Glas, h komplett		3
8	3510005-6	1	1	1	-	-		••Seal	••Tätning		2
9	1396281-6	7	7	7	-	-		••Clip	••Clips		2
10	3510219-3	1	1	1	-	-		•Frame, l.h	•Sarg, v		2
	3510220-1	1	1	1	-	-		•Frame, r.h	•Sarg, h		2
11	1396415-0	1	1	1	-	-		•Reflector, l.h.	•Reflektor, v	H4	2
	1396427-5	1	1	1	-	-		•Reflector, r.h.	•Reflektor, h	H4	2
12	1396416-8	3	3	3	-	-		••Retainer	••Hållare		2
13	1396417-6	1	-	1	-	-		•Reflector	•Reflektor	H1	2
	1396438-2	-	1	-	-	-		•Reflector	•Reflektor	H1	2
14	1396416-8	3	3	3	-	-		••Retainer	••Hållare		2
15	1396418-4	2	2	2	-	-		••Anchorage	••Fäste		2
16	1376436-0	1	1	1	-	-		•Attaching ring	•Fästring	H4	2
17		1	1	1	-	-	NS	•Cable harness	•Ledningsmatta		
17a	1259831-4	1	1	1	-	-		••Pin housing	••Stiftisolator	4-POLE	2
18	1376425-3	1	1	1	-	-		•Cover	•Lock	H4	2
19	1376428-7	1	1	1	-	-		•Seal	•Tätning	H4	2
20	1376426-1	1	1	1	-	-		•Cover	•Lock	H1	2
21	1376427-9	1	1	1	-	-		••Seal	••Tätning	H1	2
22	1376424-6	2	2	2	-	-		•Clip	•Clips		2
23	3510001-5	1	1	1	-	-		•Ventilation hose	•Ventilationsslang		2
24	1396421-8	2	2	2	-	-		•Screw	•Skruv		2
25	1396420-0	4	4	4	-	-		•Adjusting screw	•Ställskruv		1
26	3510699-6	1	1	1	-	-		•Light switch Set	•Ljusomkopplare Sats		3
27		1	1	1	-	-	NS	••Lock ring	••Låsring		
28		1	1	1	-	-	NS	••Spring	••Fjäder		
29		1	1	1	-	-	NS	••Retainer	••Hållare		
30		1	1	1	-	-	NS	••Switch	••Omkopplare		
31		1	1	1	-	-	NS	••Seal	••Tätning		
32	963187-0	1	-	1	-	-		•Bulb	•Glödlampa	H4 60/55W	1
	963370-2	-	1	-	-	-		•Bulb	•Glödlampa	H4 60/55W	1
33	942775-8	1	1	1	-	-		•Bulb	•Glödlampa	H1 55W	1
34	192451-3	1	1	1	-	-		•Bulb	•Glödlampa	4W	1
35	1396105-7	2	2	2	-	-		Spacer	Distans		3

1) CH 6793-

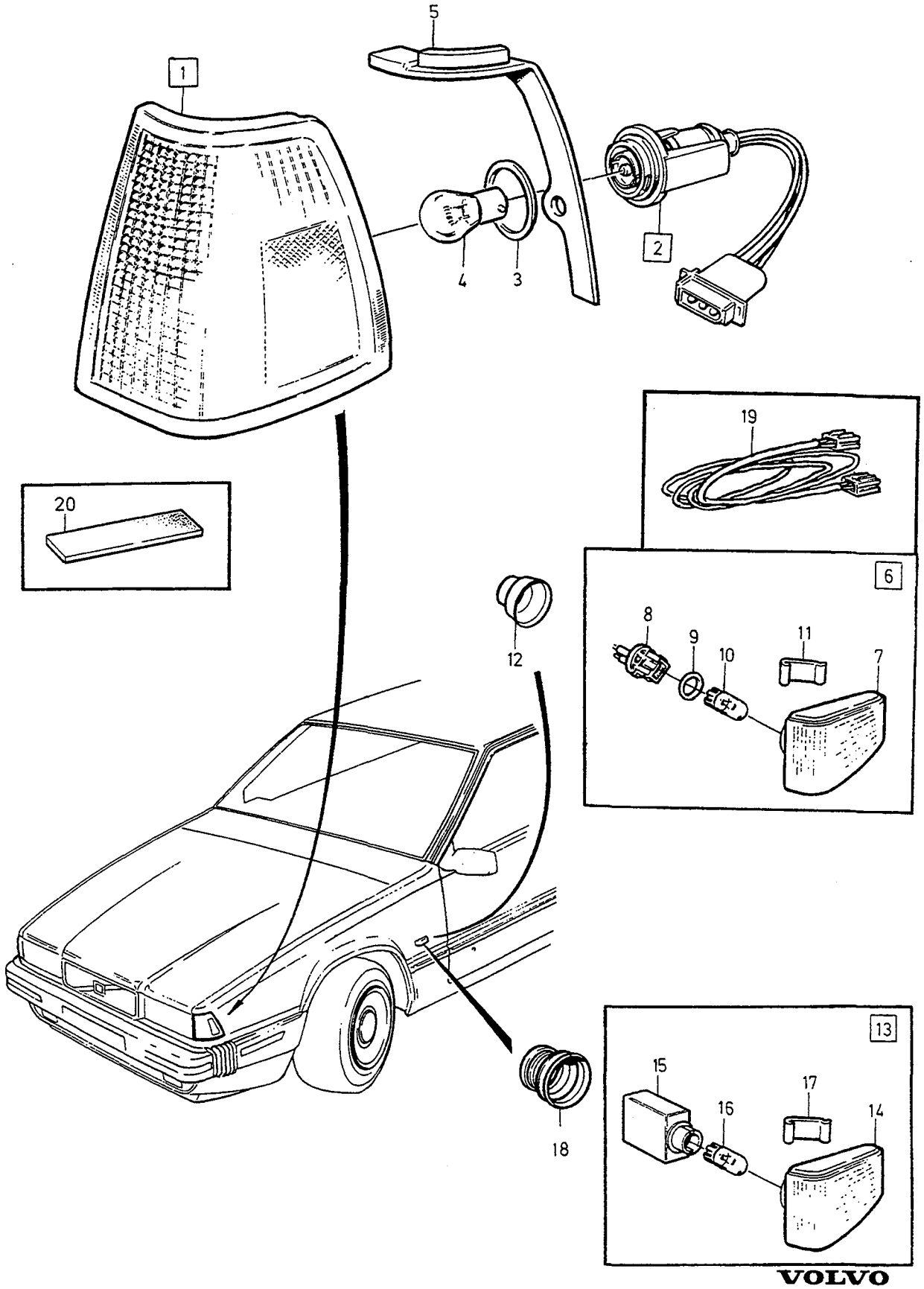

VOLVO
Genuine Parts
PV 350 51607

A
B
C
D
E

TURN INDICATORS BLINKERS

Group Grupp 35

Page Sida 431

1)

Fig	Part No. Artikel nr	Quantity / Antal A	B	C	D	E	PS	Description	Benämning	Notes Anmärkning	SR
1	*(1341320)*	1	-	-	-	-	SP	Direction indicator, l.h. ..... complete	Blinklykta, v ..... komplett	REPL 1PCS 1374606-0, 1PCS 3406419-6.	2
	1374606-0	-	-	-	-	-		Direction indicator, l.h.	Blinklykta, v	SEE 35•433	2
	(1341321)	1	-	-	-	-	SP	Direction indicator, r.h. ..... complete	Blinklykta, h ..... komplett	REPL 1PCS 1374607-8, 1PCS 3406419-6.	2
	1374607-8	-	-	-	-	-		Direction indicator, r.h.	Blinklykta, h	SEE 35•433	2
2	1376439-4	1	-	-	-	-		•Bulb socket with cable	•Lamphållare med kabel		2
3	1376440-2	1	-	-	-	-		••Seal	••Tätning		2
4	965826-1	1	-	-	-	-		•Bulb	•Glödlampa	21W	1
5	1341498-2	1	-	-	-	-		Seal, l.h.	Tätning, v		2
	1341499-0	1	-	-	-	-		Seal, r.h.	Tätning, h		2
6	1312839-2	2	-	-	-	-		Direction indicator complete ...	Blinklykta komplett	-1987	2
7		1	-	-	-	-	NS	•Lamp body	•Lamphus		
8		1	-	-	-	-	NS	•Bulb socket	•Lamphållare		
9	1369304-9	1	-	-	-	-		•Seal	•Tätning		3
10	949671-2	1	-	-	-	-		•Bulb	•Glödlampa	5W	1
11	1372321-8	1	-	-	-	-		•Spring	•Fjäder		3
12	686355-9	2	-	-	-	-		Rubber bushing	Gummibussning	-1987	5
13	1372255-8	2	-	-	-	-		Direction indicator complete ...	Blinklykta komplett	1988-	2
14		1	-	-	-	-	NS	•Lamp body	•Lamphus		
15	*1392580*	1	-	-	-	-	OP	•Bulb socket	•Lamphållare		3
16	949671-2	1	-	-	-	-		•Bulb	•Glödlampa	5W	1
17	1372321-8	1	-	-	-	-		•Spring	•Fjäder		3
18	3518007-4	2	-	-	-	-		Rubber bushing	Gummibussning	1988-	4
19	3406419-6	1	-	-	-	-		Cable harness	Ledningsmatta		5
20	3510476-9	2	-	-	-	-		Seal	Tätning	LG 160x10x3 mm CH 5034-	3

1) CH -6499.

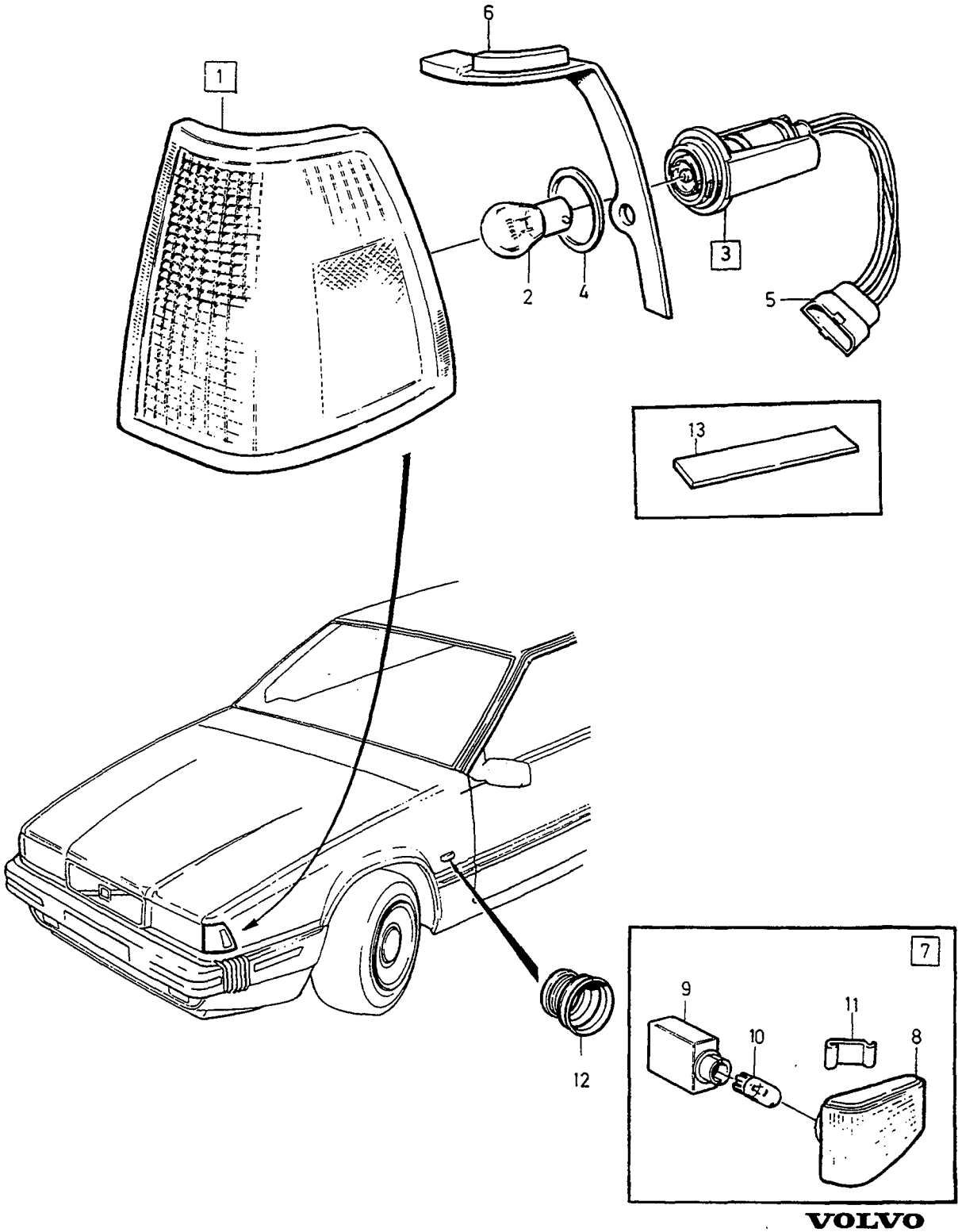

VOLVO
Genuine Parts
PV 350 50 419

A
B
C
D
E

TURN INDICATORS BLINKERS

Group Grupp 35

Page Sida 433

1)

Fig	Part No. Artikel nr	Quantity / Antal A	B	C	D	E	P S	Description	Benämning	Notes Anmärkning	S R
1	1374606-0	1	-	-	-	-		Direction indicator, l.h. complete	Blinklykta, v komplett		2
	1374607-8	1	-	-	-	-		Direction indicator, r.h. complete	Blinklykta, h komplett		2
2	965826-1	1	-	-	-	-		•Bulb	•Glödlampa	21W	1
3	1374800-9	1	-	-	-	-		•Bulb socket	•Lamphållare		2
4	1376440-2	1	-	-	-	-		••Seal	••Tätning		2
5	1307049-5	1	-	-	-	-		••Pin housing	••Stiftisolator	2-POLE	2
6	1341498-2	1	-	-	-	-		Seal, l.h.	Tätning, v		2
	1341499-0	1	-	-	-	-		Seal, r.h.	Tätning, h		2
7	1372255-8	2	-	-	-	-		Direction indicator chrome	Blinklykta krom		2
	(3518583)	2	-	-	-	-	SP	Direction indicator black	Blinklykta svart	-1989 REPL 1PCS 3534528-9	2
	(3534528)	2	-	-	-	-	SP	Direction indicator black	Blinklykta svart	-1990 REPL 1PCS 3534567-7	2
	3534567-7	2	-	-	-	-		Direction indicator black	Blinklykta svart	1991-	2
8		1	-	-	-	-	NS	•Lamp body	•Lamphus		
9	*1392580*	1	-	-	-	-	OP	•Bulb socket	•Lamphållare		3
10	949671-2	1	-	-	-	-		•Bulb	•Glödlampa	5W	1
11	1372321-8	1	-	-	-	-		•Spring	•Fjäder	-1990	3
12	3518007-4	2	-	-	-	-		Rubber bushing	Gummibussning		4
13	3510476-9	2	-	-	-	-		Seal	Tätning	LG 160x10x3 mm	3

1) CH 6793-

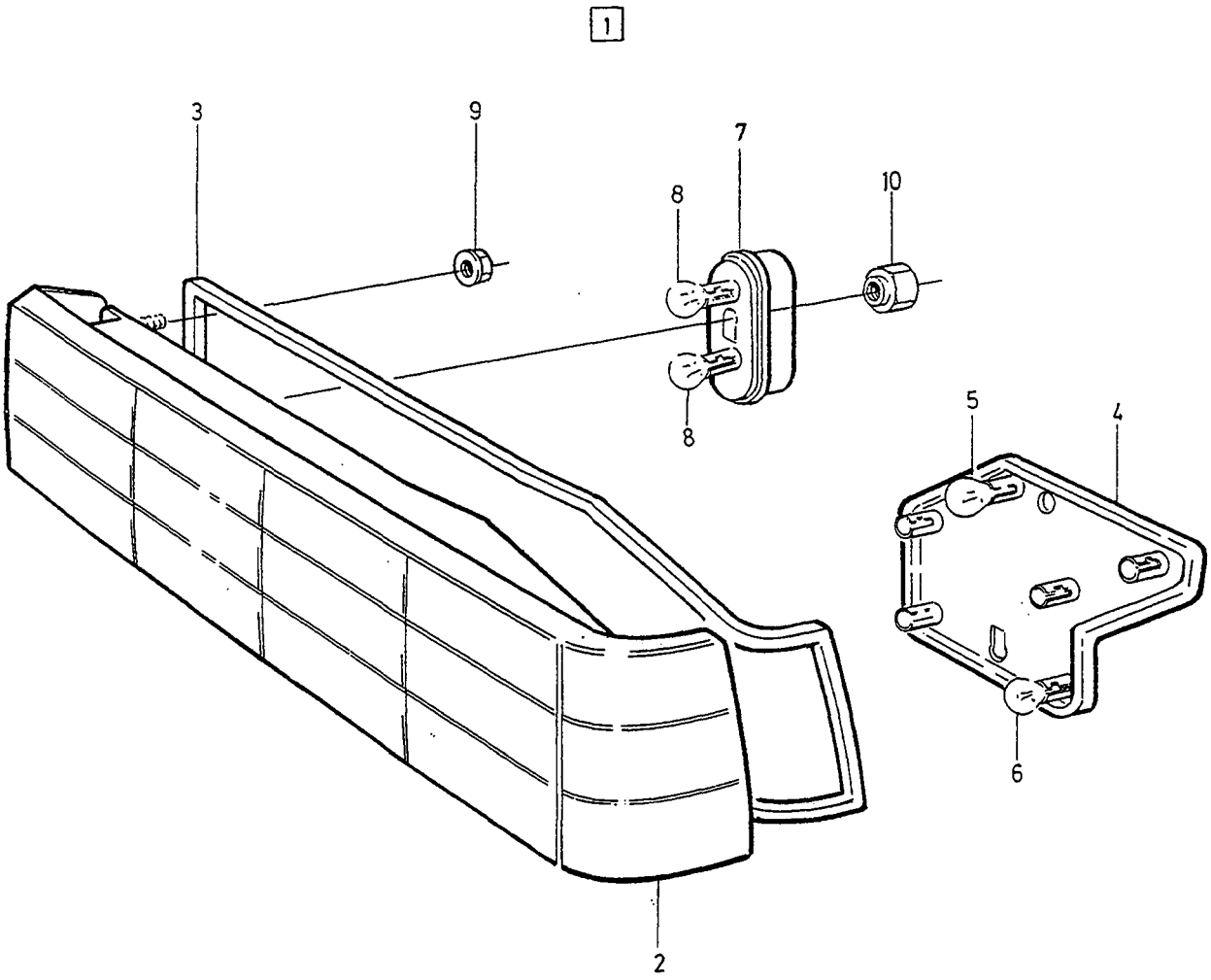

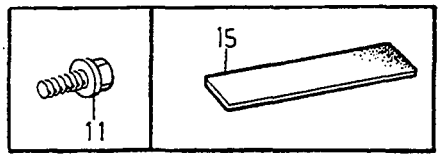



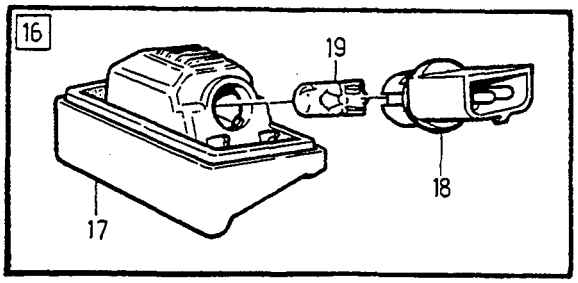

VOLVO
Genuine Parts
PV 350 58716

A
B
C
D
E

REAR LAMPS — BAKRE BELYSNING

Group / Grupp 35

Page / Sida 435

Fig	Part No. / Artikel nr	Quantity / Antal A	B	C	D	E	PS	Description	Benämning	Notes / Anmärkning	SR
1	1374619-3	1	-	-	-	-		Tail lamp, l.h. complete	Baklykta, v komplett	(1341352)	2
	1374620-1	1	-	-	-	-		Tail lamp, r.h. complete	Baklykta, h komplett	(1341353)	2
2		1	-	-	-	-	NS	• Housing, l.h.	• Hus, v		
		1	-	-	-	-	NS	• Housing, r.h.	• Hus, h		
3	1374623-5	1	-	-	-	-		• Seal, l.h.	• Tätning, v	(1376411)	2
	1374624-3	1	-	-	-	-		• Seal, r.h.	• Tätning, h	(1376412)	2
4	1376406-3	1	-	-	-	-		• Bulb socket, l.h.	• Lamphållare, v		2
	1376407-1	1	-	-	-	-		• Bulb socket, r.h.	• Lamphållare, h		2
5	965826-1	3	-	-	-	-		• Bulb	• Glödlampa	21W	1
6	965828-7	2	-	-	-	-		• Bulb	• Glödlampa	5W	1
7	1376409-7	1	-	-	-	-		• Bulb socket	• Lamphållare	(1376416)	2
8	965826-1	2	-	-	-	-		• Bulb	• Glödlampa	21W	1
9	1325690-4	10	-	-	-	-		Flange nut	Flänsmutter		3
10	1376408-9	6	-	-	-	-		Nut	Mutter		2
☆ 11	975561-2	2	-	-	-	-		Flange screw	Flänsskruv	(973475)	1
12	3518672-5	2	-	-	-	-		Number plate lamp complete .	Nummerplåtlampa komplett	-1990	2
13	192451-3	1	-	-	-	-		• Bulb	• Glödlampa	4W	1
14		1	-	-	-	-	NS	• Lens	• Lyktglas		
15	3510476-9	2	-	-	-	-		Seal	Tätning	LG 60x10x3 mm CH 5034-	3
16	3534261-7	1	-	-	-	-		Number plate lamp complete .	Nummerplåtlampa komplett	1991- , L.H.	2
	3534521-4	1	-	-	-	-		Number plate lamp complete .	Nummerplåtlampa komplett	1991- , R.H.	2
17		1	-	-	-	-	NS	• Lamp	• Lykta		
18	*3534263*	1	-	-	-	-	OP	• Bulb socket	• Lamphållare		3
19	949671-2	1	-	-	-	-		• Bulb	• Glödlampa	5W	1

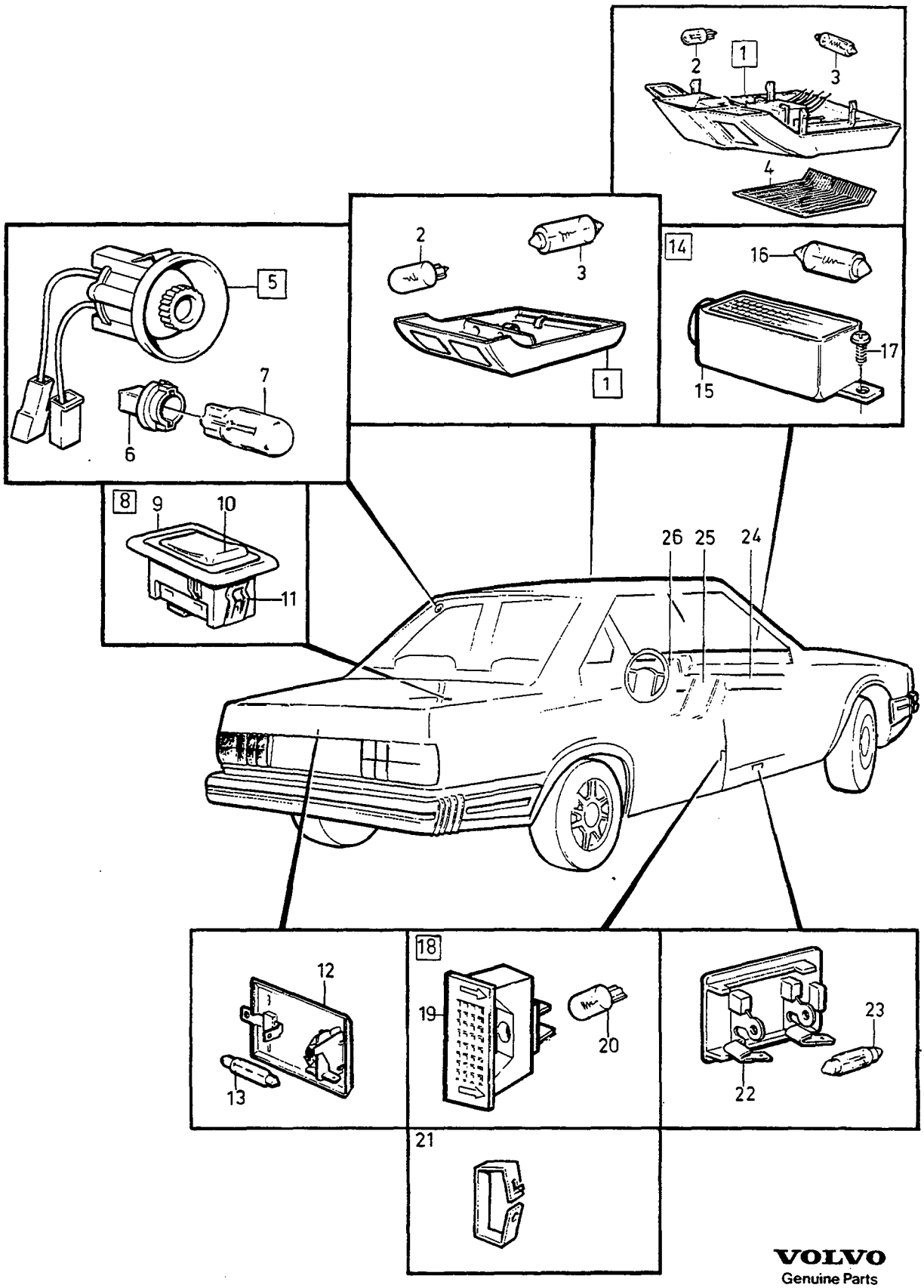

VOLVO
Genuine Parts
PV 350 46394

A
B
C
D
E

INTERIOR LIGHT — INNERBELYSNING

Group / Grupp 35

Page / Sida 437

Fig	Part No. / Artikel nr	Quantity / Antal A	B	C	D	E	PS	Description	Benämning	Notes / Anmärkning	SR
1	1342399-1	1	-	-	-	-		Interior lamp Reading lamp	Innerlampa Läslampa	-1987	3
	1369975-6	1	-	-	-	-		Interior lamp Reading lamp	Innerlampa Läslampa	1988-	3
2	949671-2	2	-	-	-	-		•Bulb	•Glödlampa	5W	1
3	182039-8	1	-	-	-	-		•Bulb	•Glödlampa	10W	1
4	3518215-3	1	-	-	-	-		•Lens	•Lins	1988-	2
5	1356462-0	2	-	-	-	-		Interior lamp rear	Innerlampa bakre		3
6		1	-	-	-	-	NS	•Bulb socket	•Lamphållare		
7	949671-2	1	-	-	-	-		•Bulb	•Glödlampa	5W	1
8		2	-	-	-	-	NS	Switch complete Reading lamp rear	Strömställare komplett Läslampa bakre		
9	1363721-0	1	-	-	-	-		•Frame	•Ram	(1347062)	4
10	1347064-6	1	-	-	-	-		•Switch	•Strömställare		2
11	1324263-1	2	-	-	-	-		•Clip	•Clips		2
12	1307919-9	1	-	-	-	-		Boot lamp	Bagagerumslampa		3
13	182039-8	1	-	-	-	-		Bulb	Glödlampa	10W	1
14	1392417-0	1	-	-	-	-		Engine compartment lamp complete	Motorrumslampa komplett	-1990. (1369805)	3
15		1	-	-	-	-	NS	•Housing	•Hus		
16	182039-8	1	-	-	-	-		•Bulb	•Glödlampa	10W	1
17	972426-1	1	-	-	-	-		Screw "Torx"	Skruv "Torx"	(966733)	2
18	1393937-6	2	-	-	-	-		Warning lamp complete Door	Varningslampa komplett Dörr	(1358144)	3
19	3518249-2	1	-	-	-	-		•Lens	•Lins		3
20	942571-1	1	-	-	-	-		•Bulb	•Glödlampa	3W	1
21	1396017-4	2	-	-	-	-		Retainer Warning lamp doors	Hållare Varningslampa dörrar		3
22	1376404-8	2	-	-	-	-		Courtesy lamp	Instegslampa		3
23	965831-1	1	-	-	-	-		•Bulb	•Glödlampa	5W	1
24		-	-	-	-	-		Lamp Glove compartment	Lampa Handskfack	SEE 88•1001	
25		-	-	-	-	-		Lamp Heater control	Lampa Värmereglage	SEE 88•1001	
26		-	-	-	-	-		Lamp Instrument	Lampa Instrument	SEE 38•529	

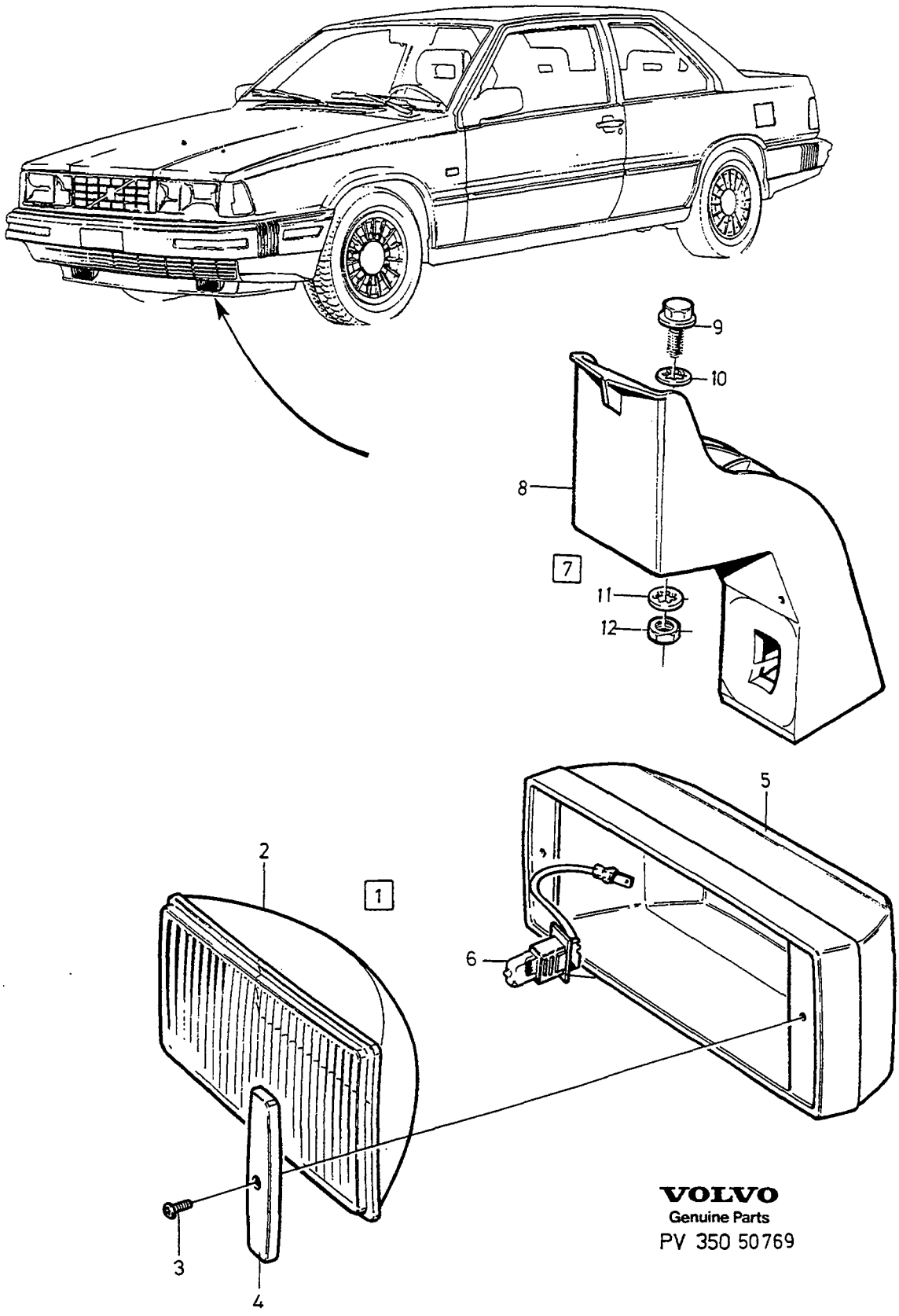

VOLVO
Genuine Parts
PV 350 50769

A	EXC (F)
B	(F)
C	
D	
E	

FOGLAMP SPOTLIGHT — DIMLJUS FJÄRRLJUS

Group / Grupp: 35

Page / Sida: 439

Fig	Part No. / Artikel nr	Quantity / Antal A	B	C	D	E	PS	Description	Benämning	Notes / Anmärkning	SR
1	1369335-3	2	-	-	-	-		Front fog lamp white	Dimstrålkastare vit		3
	1369338-7	-	2	-	-	-		Front fog lamp yellow	Dimstrålkastare gul		3
2	1369336-1	2	-	-	-	-		Lamp insert white	Strålkastarinsats vit		2
	1369339-5	-	2	-	-	-		Lamp insert yellow	Strålkastarinsats gul		2
3		2	2	-	-	-	NS	• Screw	• Skruv		
4		2	2	-	-	-	NS	• Retainer	• Hållare		
5		1	1	-	-	-	NS	• Housing	• Hus		
6	944265-8	2	2	-	-	-		Bulb	Glödlampa	H3, 55W	1
7		2	2	-	-	-	NS	Bracket	Konsol		
								Set	Sats		
8	1321998-5	1	1	-	-	-		• Bracket	• Konsol		3
9	946173-2	2	2	-	-	-		• Flange screw	• Flänsskruv		2
10	960141-0	2	2	-	-	-		• Washer	• Bricka		2
11	947757-1	2	2	-	-	-		• Washer	• Bricka		2
12	968862-3	2	2	-	-	-		• Flange nut	• Flänsmutter	(955782)	8

[1]

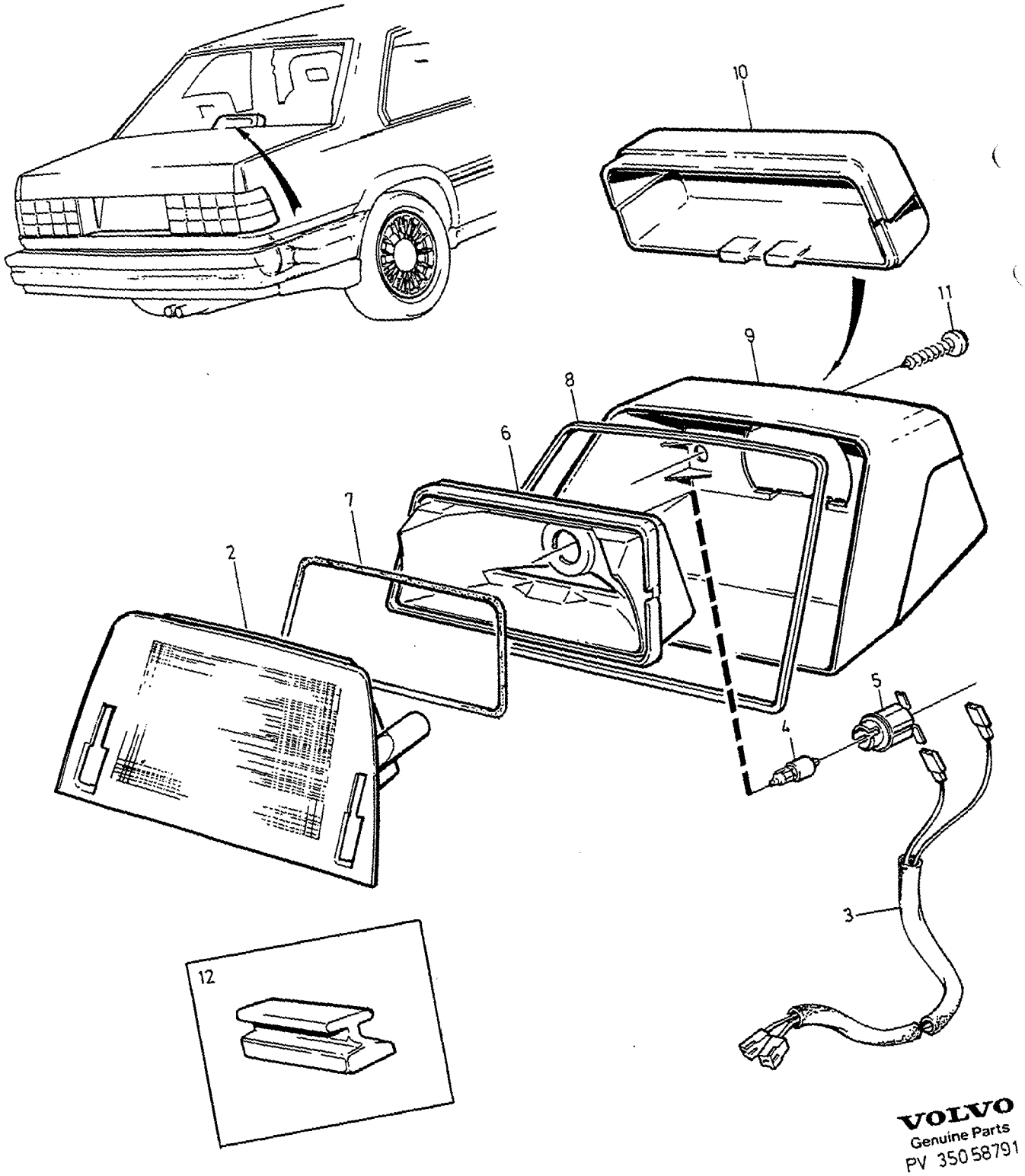

VOLVO
Genuine Parts
PV 35058791

A	-1987
B	1988
C	1989
D	1990
E	1991-

BRAKE LIGHT EXTRA / BROMSLJUS EXTRA

Group / Grupp 35

Page / Sida 441

Fig	Part No. / Artikel nr	Quantity / Antal A	B	C	D	E	PS	Description	Benämning	Notes / Anmärkning	SR
1		1	1	1	1	1	NS	Lamp complete	Lykta komplett		
2	*(3510036)*	1	-	-	-	-	SP	•Lens	•Lins	1) 2)	3
	3510253-2	-	1	1	1	1		•Lens	•Lins		3
3		1	1	1	1	1	NS	•Cable harness	•Ledningsmatta		
4	968113-1	1	-	-	-	-		•Bulb	•Glödlampa	20 W	1
	965826-1	-	1	1	1	1		•Bulb	•Glödlampa	21 W	1
5	*(1384274)*	1	-	-	-	-	SP	•Bulb socket	•Lamphållare	1) 2)	3
	3510248-2	-	1	1	1	1		•Bulb socket	•Lamphållare		3
6	*(3510033)*	1	-	-	-	-	SP	•Reflector	•Reflektor	1) 2)	3
	3510252-4	-	1	1	1	1		•Reflector	•Reflektor		3
7	3510034-6	1	1	1	1	1		•Seal	•Tätning		3
8	1374548-4	1	1	1	1	1		•Seal	•Tätning	(3510889)	3
9	3510030-4	1	1	1	1	-		•Housing grey	•Hus grå		3
	3510031-2	1	1	1	-	-		•Housing blue	•Hus blå		3
	3406555-7	-	-	-	1	1		•Housing dark grey	•Hus mörkgrå		3
	3510032-0	1	1	1	1	1		•Housing beige	•Hus beige		3
10	3510249-0	1	1	1	1	-		•Cover grey	•Kåpa grå	(1384271)	3
	3510250-8	1	1	1	-	-		•Cover blue	•Kåpa blå	(1384272)	3
	3406556-5	-	-	-	1	1		•Cover dark grey	•Kåpa mörkgrå		3
	3510251-6	1	1	1	1	1		•Cover beige	•Kåpa beige	(1384273)	3
11	1396405-1	1	1	1	1	1		•Screw	•Skruv		3
12		2	2	2	2	2		Rail	Skena	SEE 84•911	

1) REPL 1PCS 3510248-2, 1PCS 3510252-4, 1PCS 3510253-2.
2) Replacement applies to all pre -1987 models. / Ersättningen gäller för alla modeller -1987.





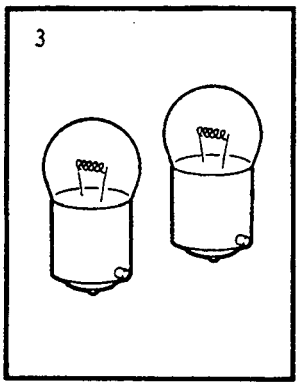



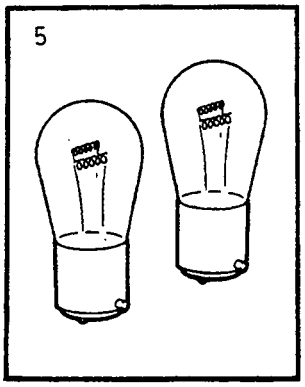

©VOLVO
Genuine Parts
PV350 45489

A
B
C
D
E

BULB KIT GLÖDLAMPSATS

Group / Grupp 35

Page / Sida 443

Fig	Part No. / Artikel nr	Quantity / Antal A	B	C	D	E	PS	Description	Benämning	Notes / Anmärkning	SR
1	270928-5	X	-	-	-	-		Bulb kit	Glödlampsats		1
	11433-0	1	-	-	-	-		• Fuse	• Säkring	8A	1
	192451-3	1	-	-	-	-		• Bulb	• Glödlampa	4W	1
	942545-5	1	-	-	-	-		• Fuse	• Säkring	5A	1
	942785-7	1	-	-	-	-		• Fuse	• Säkring	16A	1
	943905-0	1	-	-	-	-		• Fuse	• Säkring	25A	1
	963187-0	1	-	-	-	-		• Bulb	• Glödlampa	H4, 60/55W	1
	965826-1	1	-	-	-	-		• Bulb	• Glödlampa	21W	1
	965828-7	1	-	-	-	-		• Bulb	• Glödlampa	5W	1
	965831-1	1	-	-	-	-		• Bulb	• Glödlampa	5W	1
	966335-2	1	-	-	-	-		• Bulb	• Glödlampa	21/5W	1
	969160-1	1	-	-	-	-		• Blade fuse	• Bladsäkring	5A	1
	969161-9	1	-	-	-	-		• Blade fuse	• Bladsäkring	10A	1
	969162-7	1	-	-	-	-		• Blade fuse	• Bladsäkring	15A	1
	969163-5	1	-	-	-	-		• Blade fuse	• Bladsäkring	25A	1
	969164-3	1	-	-	-	-		• Blade fuse	• Bladsäkring	30A	1
	270145-6	X	-	-	-	-		Bulb kit	Glödlampsats	(F)	1
	11433-0	2	-	-	-	-		• Fuse	• Säkring	8A	1
	963370-2	1	-	-	-	-		• Bulb yellow	• Glödlampa gul	H4 60/55W	1
	965826-1	2	-	-	-	-		• Bulb	• Glödlampa	21W	1
	965828-7	1	-	-	-	-		• Bulb	• Glödlampa	5W	1
	965831-1	1	-	-	-	-		• Bulb	• Glödlampa	5W	1
	966335-2	1	-	-	-	-		• Bulb	• Glödlampa	21/5W	1
	969162-7	1	-	-	-	-		• Blade fuse	• Bladsäkring	(966329), 15A	1
2	270927-7	X	-	-	-	-		Fuse kit	Säkringsats		1
	969160-1	2	-	-	-	-		• Blade fuse	• Bladsäkring	5A	1
	969161-9	3	-	-	-	-		• Blade fuse	• Bladsäkring	10A	1
	969162-7	3	-	-	-	-		• Blade fuse	• Bladsäkring	15A	1
	969163-5	2	-	-	-	-		• Blade fuse	• Bladsäkring	25A	1
	969164-3	1	-	-	-	-		• Blade fuse	• Bladsäkring	30A	1
3	273555-3	X	-	-	-	-		Bulb kit	Glödlampsats		1
	965828-7	2	-	-	-	-		• Bulb	• Glödlampa	BA 15s 5 W	1
4	273556-1	X	-	-	-	-		Bulb kit	Glödlampsats		1
	965826-1	2	-	-	-	-		• Bulb	• Glödlampa	BA 15s 21 W	1
5	273557-9	X	-	-	-	-		Bulb kit	Glödlampsats		1
	964212-5	2	-	-	-	-		• Bulb	• Glödlampa	BAY 15d 32/3 CP	1

OTHER ELECTRICAL EQUIPMENT / ÖVRIG ELEKTRISK UTRUSTNING

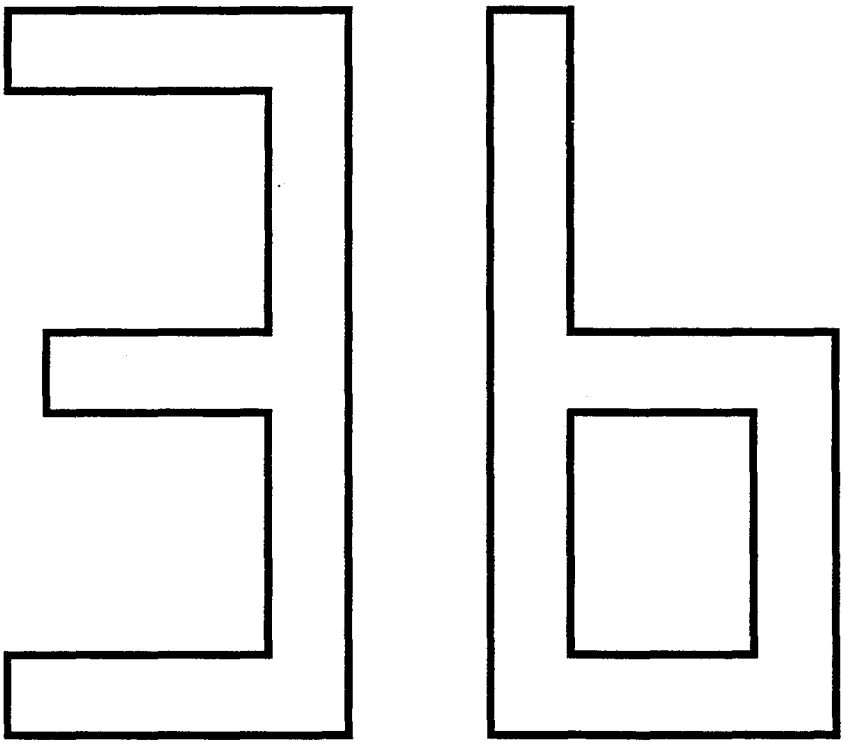

A
B
C
D
E

SUB GROUP
OTHER ELECTRICAL EQUIPMENT

UNDERGRUPP
ÖVRIG ELEKTRISK UTRUSTNING

Group
Grupp
36

Page
Sida
445

Fig	Part No. Artikel nr	Quantity / Antal A	B	C	D	E	PS	Description	Benämning	Notes Anmärkning	SR
		-	-	-	-	-		Signal equipment	Signalutrustning	SEE 36 • 447	
		-	-	-	-	-		Windscreen wipers	Vindrutetorkare	SEE 36 • 449	
		-	-	-	-	-		Windscreen washers	Vindrutespolare	SEE 36 • 455	
		-	-	-	-	-		Headlamp wipers headlamp washers	Strålkastartorkare strålkastarspolare	SEE 36 • 457	
		-	-	-	-	-		Column and starter lock switches central locking	Ratt och startlås strömställare centrallås	SEE 36 • 459	
		-	-	-	-	-		Switch turn indicators, main and dipped beams, wiper/washer .	Omkopplare blinkers, hel och halvljus, torkare-spolare	SEE 36 • 461	
		-	-	-	-	-		Switches	Strömställare	SEE 36 • 463	
		-	-	-	-	-		Burglar alarm ..... (J)	Tjuvlarm ..... (J)	SEE 36 • 467	

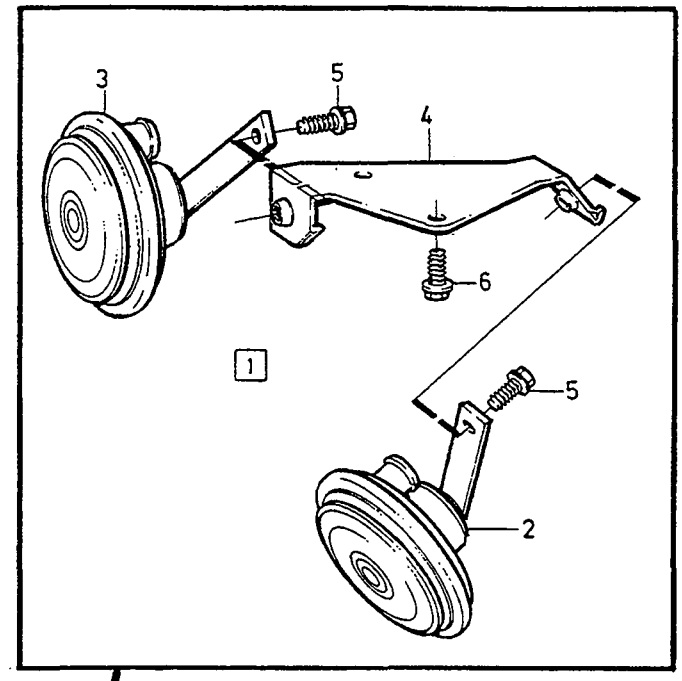

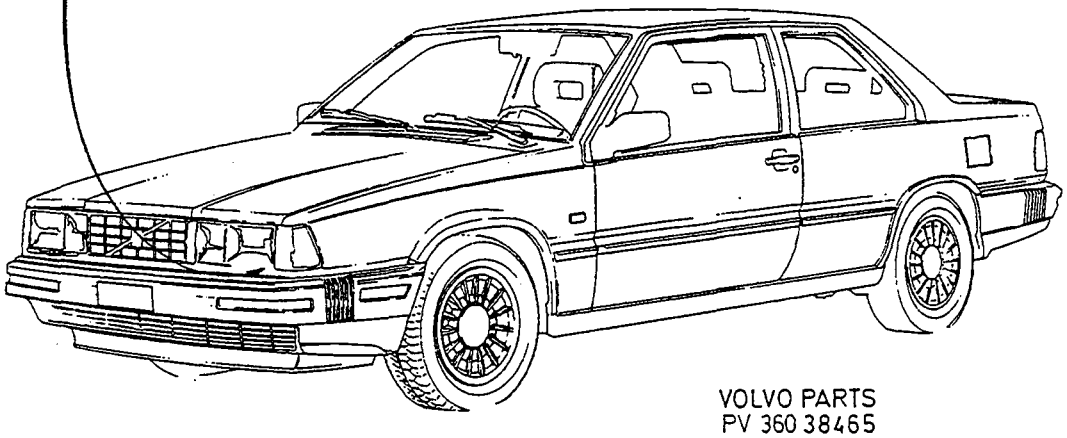

VOLVO PARTS
PV 360 38465

A
B
C
D
E

SIGNAL EQUIPMENT SIGNALUTRUSTNING

Group / Grupp 36

Page / Sida 447

Fig	Part No. Artikel nr	Quantity / Antal A	B	C	D	E	PS	Description	Benämning	Notes Anmärkning	SR
1		-	-	-	-	-		Signal equipment	Signalutrustning		
2	1369275-1	1	-	-	-	-		• Horn 335HZ	• Signalhorn 335HZ		3
3	1369276-9	1	-	-	-	-		• Horn 420HZ	• Signalhorn 420HZ		3
4	1325029-5	1	-	-	-	-		• Bracket	• Konsol		3
5	944926-5	2	-	-	-	-		• Flange screw	• Flänsskruv		2
6	947647-4	2	-	-	-	-		Screw	Skruv		2
		-	-	-	-	-		Steering wheel	Ratt	SEE 64•805	



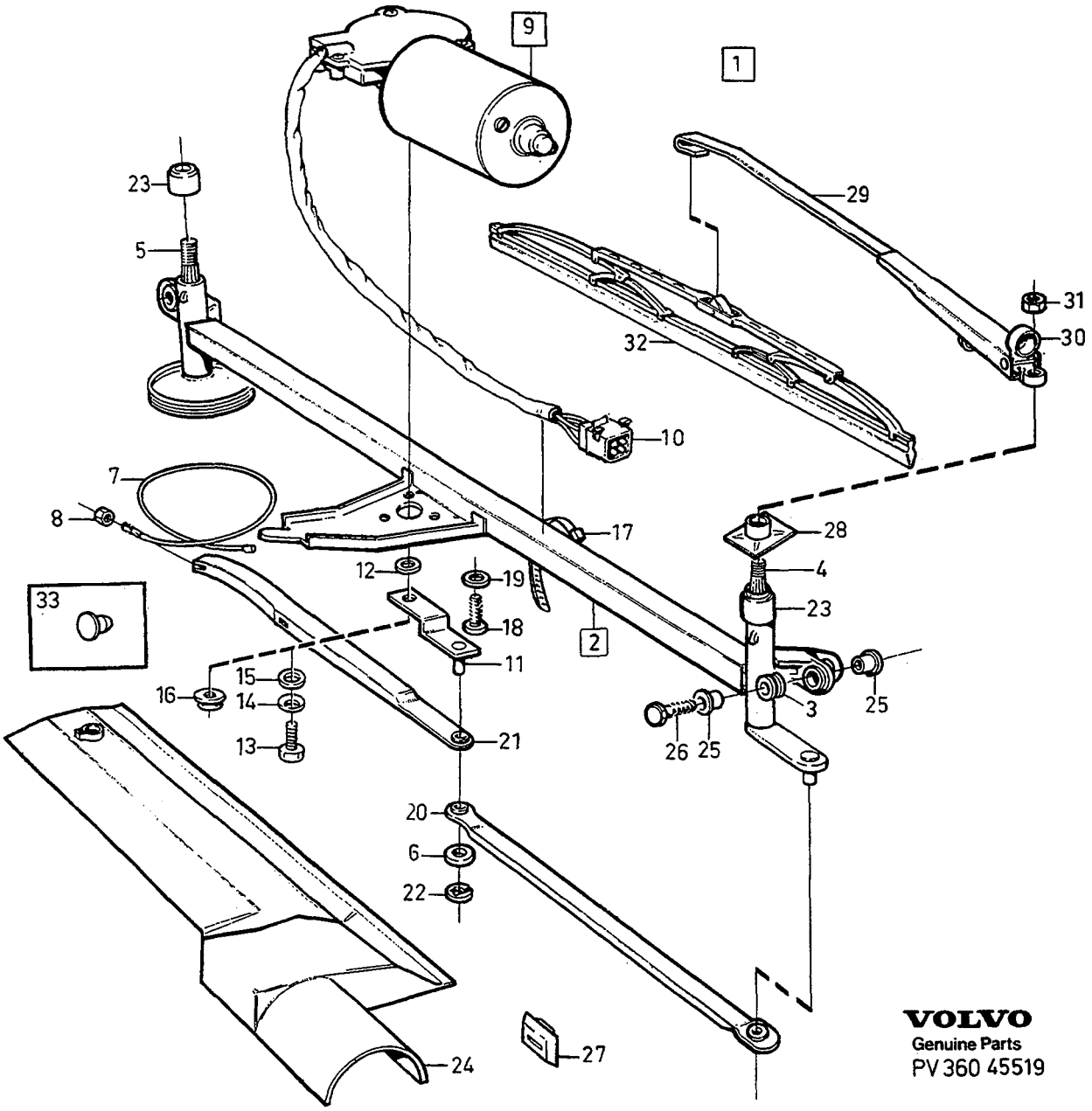

VOLVO
Genuine Parts
PV 360 45519

A	ELEKTROLUX
B	SWF
C	
D	
E	

WINDSCREEN WIPERS — VINDRUTETORKARE

Group / Grupp: 36

Page / Sida: 449

Fig	Part No. / Artikel nr	Quantity / Antal A	B	C	D	E	PS	Description	Benämning	Notes / Anmärkning	SR
1		1	1	-	-	-	NS	Windscreen wiper complete ...	Vindrutetorkare komplett		
2	*(1358478)*	1	-	-	-	-	SP	• Transmission ..... Bearing	• Transmission ..... Lager	REPL 1PCS 3518131-2.	4
	3518131-2	1	-	-	-	-		Transmission	Transmission	SEE 36 • 451	4
	(1369105)	-	1	-	-	-	SP	• Transmission ..... Bearing	• Transmission ..... Lager	REPL 1PCS 3518119-7.	4
	3518119-7	-	1	-	-	-		Transmission	Transmission	SEE 36 • 453	4
3	1358181-4	2	2	-	-	-		• • Bushing	• • Bussning		3
4		1	1	-	-	-	NS	• • Shaft, l.h.	• • Axel, v		
5		1	1	-	-	-	NS	• • Shaft, r.h.	• • Axel, h		
6	687791-4	1	1	-	-	-		• Washer	• Bricka		3
7	687784-9	1	-	-	-	-		• Cable	• Lina		3
	1369111-8	-	1	-	-	-		• Cable	• Lina		3
8	963104-5	1	1	-	-	-		• Lock nut	• Låsmutter		2
9	*(1321989)*	1	-	-	-	-	SP	• Motor	• Motor	REPL 1PCS 3518133-8.	2
	3518133-8	1	-	-	-	-		Motor	Motor	SEE 36 • 451	2
	(1342858)	-	1	-	-	-	SP	• Motor	• Motor	REPL 1PCS 3518120-5.	2
	3518120-5	-	1	-	-	-		Motor	Motor	SEE 36 • 453	2
10	1259831-4	1	1	-	-	-		• • Pin housing	• • Stiftisolator		2
11	1258148-4	1	-	-	-	-		• Crank arm	• Vevarm		4
	1369107-6	-	1	-	-	-		• Crank arm	• Vevarm		4
12	944637-8	1	1	-	-	-		• Sealing ring	• Tätningsring		2
13	955269-6	1	-	-	-	-		• Screw	• Skruv		2
14	961407-4	1	-	-	-	-		• Disc spring	• Tallriksfjäder		2
15	955892-5	1	-	-	-	-		• Washer	• Bricka		2
16	945408-3	-	1	-	-	-		• Flange nut	• Flänsmutter		2
17	948211-8	1	1	-	-	-		• Strip clamp	• Bandklamma		2
18	955269-6	3	-	-	-	-		• Screw	• Skruv		2
	956092-1	-	3	-	-	-		• Screw	• Skruv		2
19	955892-5	3	3	-	-	-		• Washer	• Bricka		2
20	1258149-2	1	-	-	-	-		• Link arm	• Länkarm		3
	1369109-2	-	1	-	-	-		• Link arm	• Länkarm		3
21	1258150-0	1	-	-	-	-		• Companion flange	• Medbringare		3
	1369110-0	-	1	-	-	-		• Companion flange	• Medbringare		3
22	966237-0	1	-	-	-	-		• E-circlip	• Spårryttare		2
23	1304975-4	2	2	-	-	-		• Cover	• Kåpa		3
24	1342099-7	1	-	-	-	-		Mudflap	Stänkskydd		4
	1342880-0	-	1	-	-	-		Mudflap	Stänkskydd		4
25	1392060-8	4	4	-	-	-		Spacer sleeve	Distanshylsa		3
26	945444-8	2	2	-	-	-		Flange screw	Flänsskruv	(967573)	2
27	1342289-4	1	1	-	-	-		Support	Stöd		3
28	1396436-6	1	1	-	-	-		Seal	Tätning	L.H	3
	1341510-4	1	1	-	-	-		Seal	Tätning	R.H	3
29	3538316-5	2	2	-	-	-		Wiper arm	Torkararm	(1392931). BOSCH	2
☆ 30	3538351-2	1	1	-	-	-		• Cover	• Täckkåpa	BOSCH	3
☆	1392918-7	2	2	-	-	-		Cover	Täckkåpa	TRICO	3
31	968862-3	2	2	-	-	-		Flange nut	Flänsmutter	(955782)	8
32	1392518-5	2	2	-	-	-		Wiper blade	Torkarblad	BOSCH	1
	1392920-3	2	2	-	-	-		Wiper blade	Torkarblad	TRICO	1
33	94081-7	1	1	-	-	-		Plug	Plugg		3

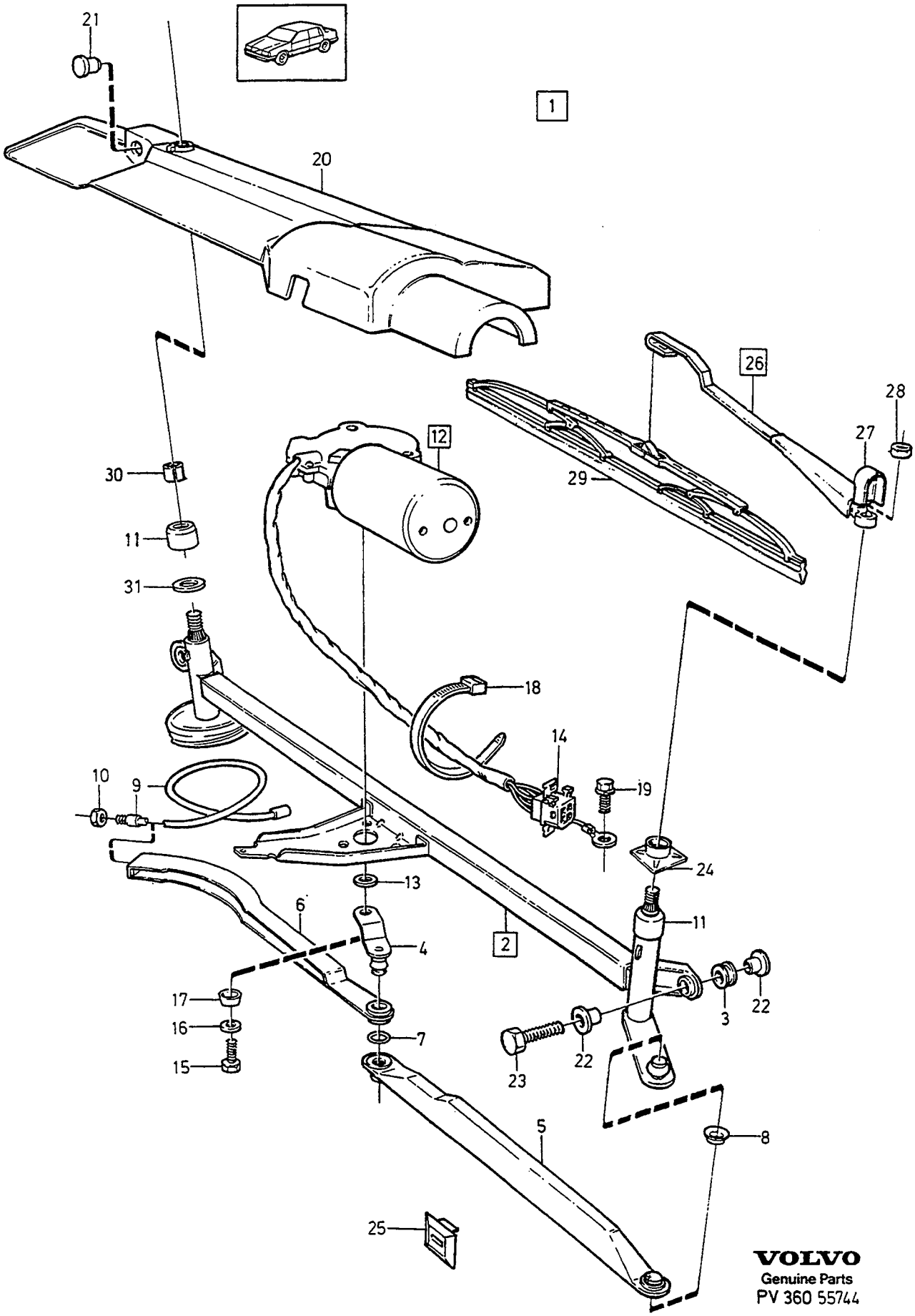

VOLVO
Genuine Parts
PV 360 55744

A
B
C
D
E

WINDSCREEN WIPERS — VINDRUTETORKARE

Group / Grupp 36

Page / Sida 451

ELEKTROLUX

Fig	Part No. Artikel nr	Quantity / Antal A	B	C	D	E	PS	Description	Benämning	Notes Anmärkning	SR
1		1	-	-	-	-	NS	Windscreen wiper complete ...	Vindrutetorkare komplett		
2	3518131-2	1	-	-	-	-		• Transmission ..... Bearing	• Transmission ..... Lager		4
3	1358181-4	2	-	-	-	-		•• Bushing	•• Bussning		3
4	3518148-6	1	-	-	-	-		•• Crank arm	•• Vevarm		4
5	3518145-2	1	-	-	-	-		•• Link arm	•• Länkarm		4
6	3518146-0	1	-	-	-	-		•• Companion flange	•• Medbringare		4
7	3518268-2	1	-	-	-	-		•• O-ring	•• O-ring		3
8	3518269-0	1	-	-	-	-		•• Seal	•• Tätning		3
9	687784-9	1	-	-	-	-		•• Cable	•• Lina		3
10	963104-5	1	-	-	-	-		•• Lock nut	•• Låsmutter		2
11	1304975-4	2	-	-	-	-		•• Cover	•• Kåpa		3
12	3518133-8	1	-	-	-	-		• Motor	• Motor		2
13	944637-8	1	-	-	-	-		•• Sealing ring	•• Tätningsring		2
14	1259831-4	1	-	-	-	-		•• Pin housing	•• Stiftisolator		2
15	955269-6	4	-	-	-	-		• Screw	• Skruv		2
16	955892-5	4	-	-	-	-		• Washer	• Bricka		2
17	961407-4	1	-	-	-	-		• Disc spring	• Tallriksfjäder		2
18	948211-8	1	-	-	-	-		• Strip clamp	• Bandklamma		2
☆ 19	975561-2	1	-	-	-	-		Flange screw	Flänsskruv	(973475)	1
20	1342099-7	1	-	-	-	-		Mudflap	Stänkskydd		4
21	94081-7	1	-	-	-	-		Plug	Plugg		3
22	1392060-8	4	-	-	-	-		Spacer sleeve	Distanshylsa		3
23	945444-8	2	-	-	-	-		Flange screw	Flänsskruv	(967573)	2
24	1396436-6	2	-	-	-	-		Seal	Tätning	L.H.	3
	1341510-4	1	-	-	-	-		Seal	Tätning	R.H.	3
25	1342289-4	1	-	-	-	-		Support	Stöd		3
☆ 26	3538316-5	2	-	-	-	-		Wiper arm	Torkararm	(1392931). BOSCH	2
☆ 27	3538351-2	1	-	-	-	-		• Cover	• Täckkåpa	BOSCH	3
☆	1392918-7	2	-	-	-	-		Cover	Täckkåpa	TRICO	3
28	968862-3	2	-	-	-	-		Flange nut	Flänsmutter	(955782)	8
29	1392518-5	2	-	-	-	-		Wiper blade	Torkarblad	BOSCH	1
	1392920-3	2	-	-	-	-		Wiper blade	Torkarblad	TRICO	1
30	3407212-4	1	-	-	-	-		Bushing	Bussning	1991-	3
☆ 31	3518997-6	1	-	-	-	-		Seal	Tätning	1991-	3

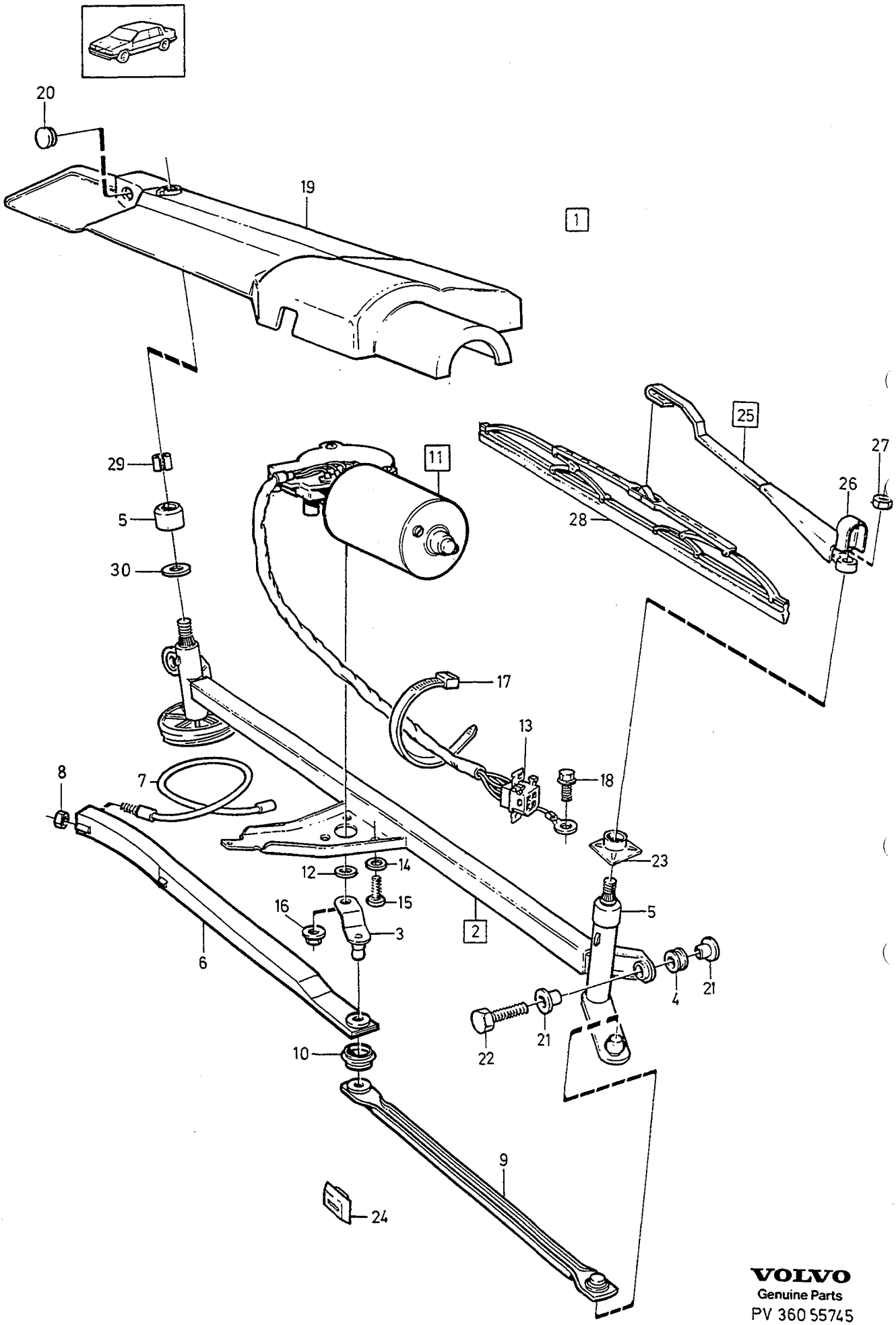

VOLVO
Genuine Parts
PV 360 55745

A
B
C
D
E

WINDSCREEN WIPERS — VINDRUTETORKARE

Group / Grupp 36

Page / Sida 453

SWF

Fig	Part No. / Artikel nr	Quantity / Antal A	B	C	D	E	PS	Description	Benämning	Notes / Anmärkning	SR
1		1	-	-	-	-	NS	Windscreen wiper complete ...	Vindrutetorkare komplett		
2	3518119-7	1	-	-	-	-		•Transmission ..... Bearing	•Transmission ..... Lager		4
3	1369107-6	1	-	-	-	-		••Crank arm	••Vevarm		4
4	1358181-4	2	-	-	-	-		••Bushing	••Bussning		3
5	1304975-4	2	-	-	-	-		••Cover	••Kåpa		3
6	1369110-0	1	-	-	-	-		••Companion flange	••Medbringare		3
7	1369111-8	1	-	-	-	-		••Cable	••Lina		3
8	963104-5	1	-	-	-	-		••Lock nut	••Låsmutter		2
9	3518187-4	1	-	-	-	-		••Link arm	••Länkarm		3
10	3518188-2	1	-	-	-	-		••Sealing bellows	••Tätningsbälg		3
11	3518120-5	1	-	-	-	-		•Motor	•Motor		2
12	1369106-8	1	-	-	-	-		••Seal	••Tätning		4
13	1259831-4	1	-	-	-	-		••Pin housing	••Stiftisolator		2
14	955892-5	3	-	-	-	-		•Washer	•Bricka	-1990	2
15	955269-6	3	-	-	-	-		•Screw	•Skruv	-1990	2
	965175-3	3	-	-	-	-		•Flange screw	•Flänsskruv	1991-	2
16	945408-3	1	-	-	-	-		•Flange nut	•Flänsmutter		2
17	948211-8	1	-	-	-	-		•Strip clamp	•Bandklamma		2
18	967552-1	1	-	-	-	-		Flange screw	Flänsskruv	-1990	1
☆	975561-2	1	-	-	-	-		Flange screw	Flänsskruv	(973475)	1
19	1342880-0	1	-	-	-	-		Mudflap	Stänkskydd		4
20	94081-7	1	-	-	-	-		Plug	Plugg		3
21	1392060-8	4	-	-	-	-		Spacer sleeve	Distanshylsa		3
22	945444-8	2	-	-	-	-		Flange screw	Flänsskruv	(967573)	2
23	1396436-6	1	-	-	-	-		Seal	Tätning	L.H.	3
	1341510-4	1	-	-	-	-		Seal	Tätning	R.H.	3
24	1342289-4	1	-	-	-	-		Support	Stöd		3
☆ 25	3538316-5	2	-	-	-	-		Wiper arm	Torkararm	(1392931). BOSCH	2
☆ 26	3538351-2	1	-	-	-	-		•Cover	•Täckkåpa	BOSCH	3
☆	1392918-7	2	-	-	-	-		Cover	Täckkåpa	TRICO	3
27	968862-3	2	-	-	-	-		Flange nut	Flänsmutter	(955782)	8
28	1392518-5	2	-	-	-	-		Wiper blade	Torkarblad	BOSCH	1
	1392920-3	2	-	-	-	-		Wiper blade	Torkarblad	TRICO	1
29	3407212-4	1	-	-	-	-		Bushing	Bussning	1991-	3
☆ 30	3518997-6	1	-	-	-	-		Seal	Tätning	1991-	3

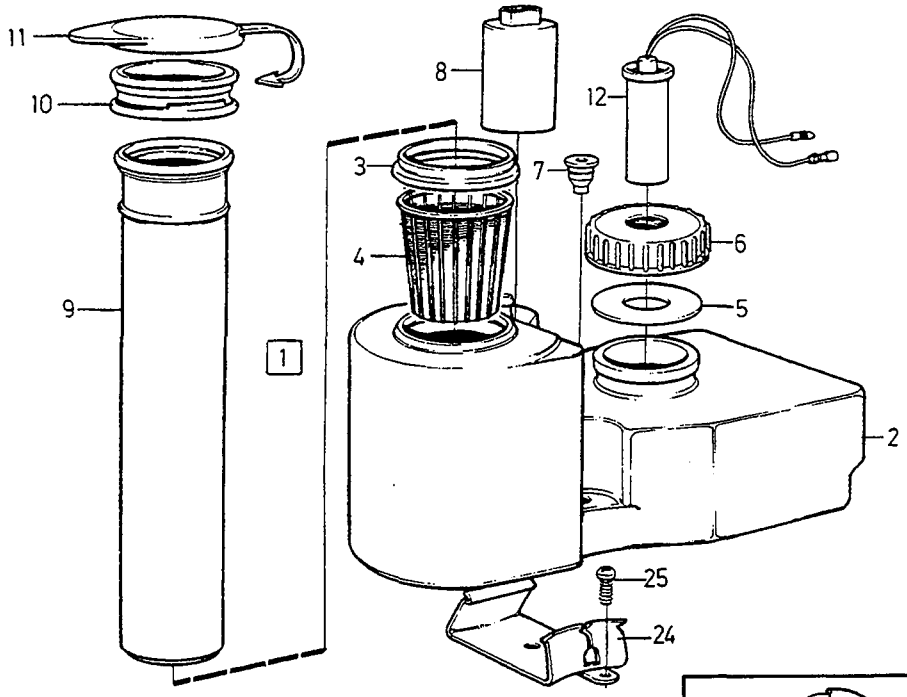

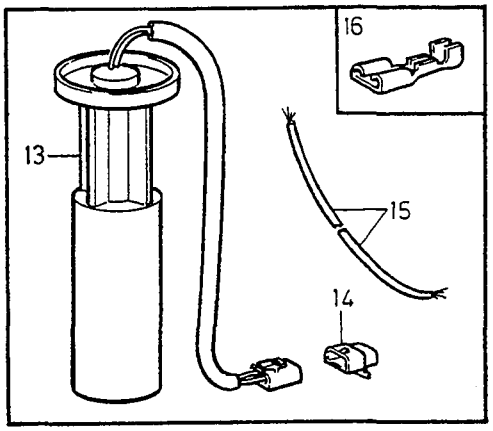

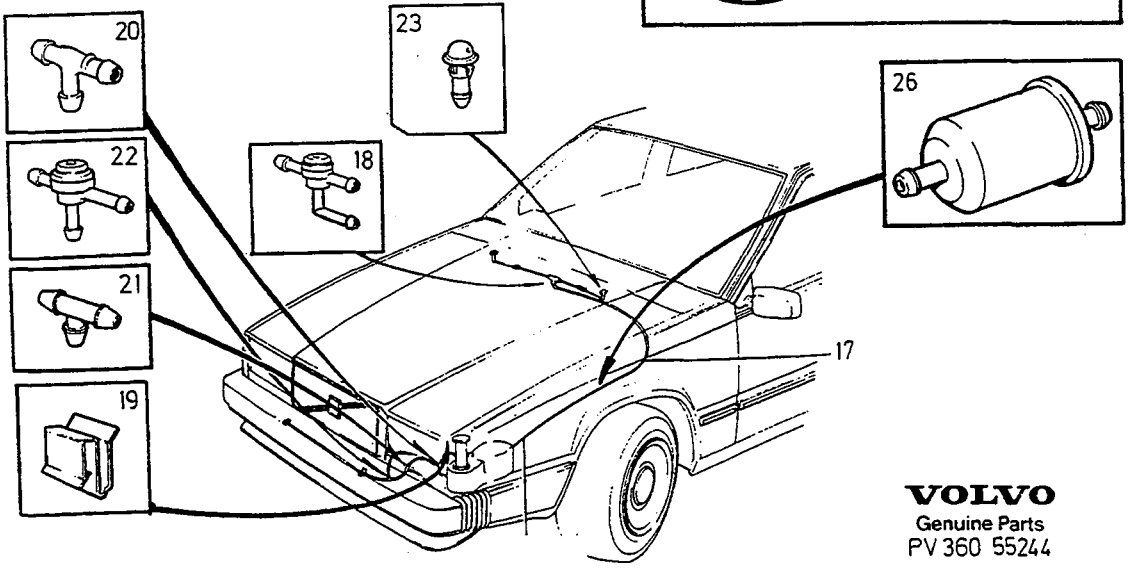

VOLVO
Genuine Parts
PV 360 55244

A
B
C
D
E

WINDSCREEN WASHERS VINDRUTESPOLARE

Group Grupp 36

Page Sida 455

Fig	Part No. Artikel nr	Quantity / Antal A	B	C	D	E	PS	Description	Benämning	Notes Anmärkning	SR
1		1	-	-	-	-	NS	Windscreen washer	Vindrutespolare		
2	1342958-4	1	-	-	-	-		• Water reservoir	• Vattenbehållare	4,2l	3
	1342543-4	1	-	-	-	-		• Water reservoir	• Vattenbehållare	3,2l	3
3	1392854-4	1	-	-	-	-		• • Gaiter	• • Manschett		3
4	1325678-9	1	-	-	-	-		• • Filter	• • Filter	ALTER 1	2
☆	3538565-7	1	-	-	-	-		• • Filter	• • Filter	ALTER 2	2
5	1342537-6	1	-	-	-	-		• • Seal	• • Tätning	ALTER 1	3
☆	3534305-2	1	-	-	-	-		• • Seal	• • Tätning	ALTER 2	3
6	1342536-8	1	-	-	-	-		• • Cover	• • Lock	ALTER 1	3
☆	3534304-5	1	-	-	-	-		• • Cover	• • Lock	ALTER 2	3
7	1369175-3	1	-	-	-	-		• Seal	• Tätning	(1342544)	3
8	1258016-3	1	-	-	-	-		• Pump	• Pump		2
9	1342538-4	1	-	-	-	-		• Filler pipe	• Påfyllningsrör		3
10	1259825-6	1	-	-	-	-		• Sleeve	• Muff		3
11	3518883-8	1	-	-	-	-		• Cover	• Lock	(1358013)	3
12	*(1392866)*	1	-	-	-	-	SP	• Level warner	• Nivåvarnare	REPL 1PCS 1369839-4, 1PCS 1307049-5, 1PCS 1323247-5, 1PCS 949210-9.	3
13	1369839-4	1	-	-	-	-		• Level warner	• Nivåvarnare	ALTER 1	3
☆	3526960-4	1	-	-	-	-		• Level warner	• Nivåvarnare	ALTER 2	3
14	1307049-5	1	-	-	-	-		• Pin housing	• Stiftisolator		2
15	1323247-5	1	-	-	-	-		• Electric cable	• Elledning		2
16	949210-9	1	-	-	-	-		• Cable terminal	• Ledningssko		1
17	949931-0	X	-	-	-	-		• Rubber hose by the meter ...	• Gummislang metervara	4,0x2,0mm	2
	943722-9	X	-	-	-	-		• Rubber hose by the meter ...	• Gummislang metervara	2,5x1,25mm	2
	1336649-7	X	-	-	-	-		• Hose by the meter	• Slang metervara	(192034) 5,2x2,5mm	2
18	1392074-9	1	-	-	-	-		• Delivery valve	• Tryckventil	(1342555)	2
19	191404-3	1	-	-	-	-		• Clamp	• Klamma	-1989 L.H. 6CYL	2
	191404-3	1	-	-	-	-		• Clamp	• Klamma	-1989 R.H. 4CYL, DSL	2
20	1342553-3	1	-	-	-	-		• Air vent valve	• Avluftningsventil		2
21	1304930-9	1	-	-	-	-		• T-pipe	• T-rör		3
22	1342554-1	1	-	-	-	-		• Delivery valve	• Tryckventil		2
23	1342865-1	2	-	-	-	-		• Washer jet	• Spolarmunstycke		2
	1325676-3	2	-	-	-	-		• Washer jet	• Spolarmunstycke	1)	2
24	1369349-4	1	-	-	-	-		• Bracket	• Konsol	(1358047) 4,2l	3
	1369348-6	1	-	-	-	-		• Bracket	• Konsol	3,2l	3
25	969473-8	2	-	-	-	-		• Screw	• Skruv	(955137)	2
26	3538564-0	1	-	-	-	-		• Filter	• Filter		1

1) Service alternative. / Service-alternativ.

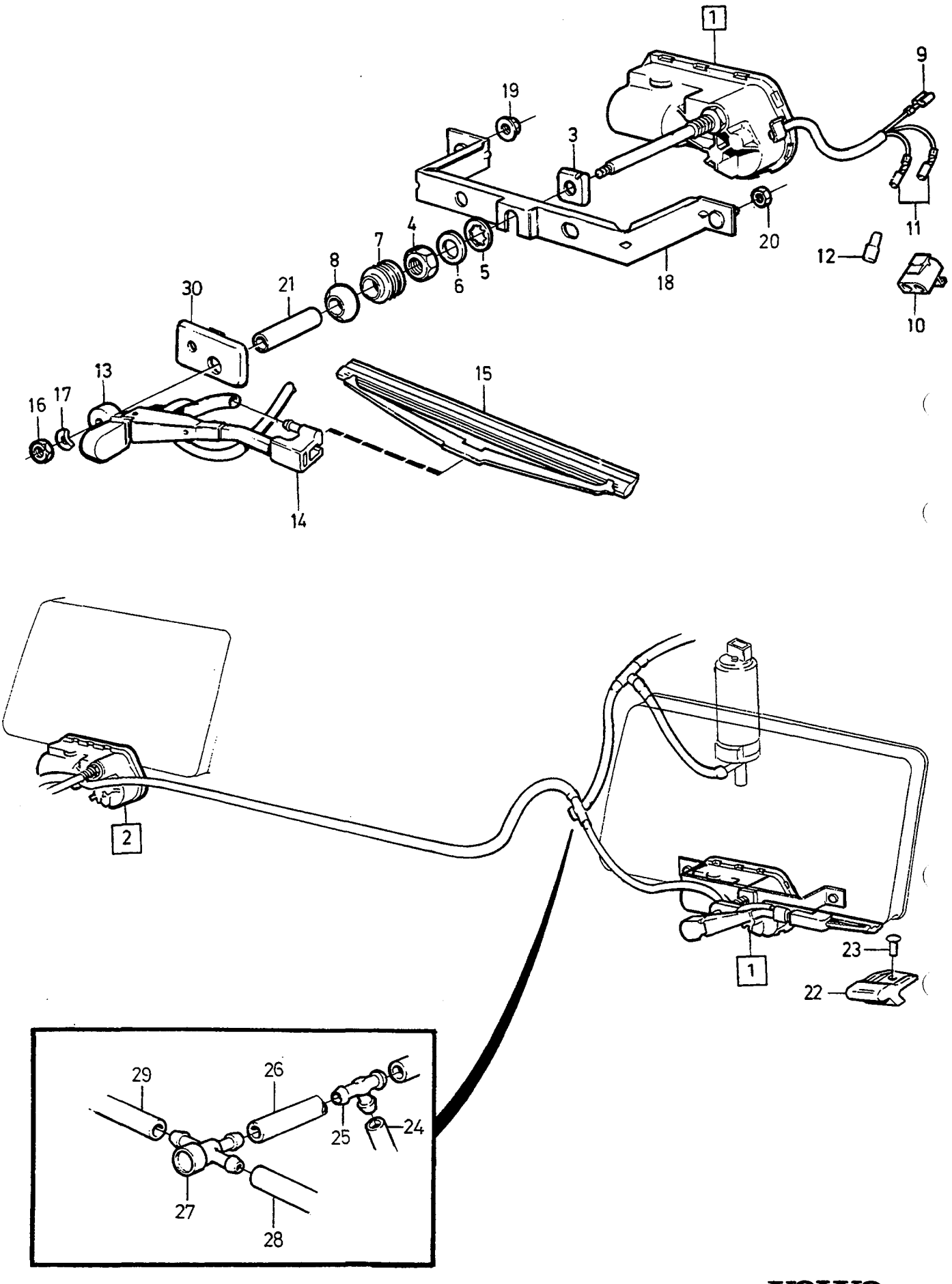

©VOLVO
Genuine Parts

A
B
C
D
E

HEADLAMP WIPERS HEADLAMP WASHERS — STRÅLKASTARTORKARE STRÅLKASTARSPOLARE

Group / Grupp 36

Page / Sida 457

Fig	Part No. / Artikel nr	Quantity / Antal A	B	C	D	E	P S	Description	Benämning	Notes / Anmärkning	S R
1	1307893-6	1	-	-	-	-		Wiper motor, l.h. complete .... without interfer. suppr.	Torkarmotor, v komplett ..... utan avstörning		2
	3518314-4	1	-	-	-	-		Wiper motor, l.h. complete .... with interfer. suppr.	Torkarmotor, v komplett ..... med avstörning		3
2	1307894-4	1	-	-	-	-		Wiper motor, r.h. complete ... without interfer. suppr.	Torkarmotor, h komplett ..... utan avstörning		2
	3518315-1	1	-	-	-	-		Wiper motor, r.h. complete ... with interfer. suppr.	Torkarmotor, h komplett ..... med avstörning		3
3		1	-	-	-	-	NS	• Guide washer	• Styrbricka		
4	973267-8	2	-	-	-	-		• Nut	• Mutter	(946874)	2
5	940109-2	1	-	-	-	-		• Lock washer	• Låsbricka		2
6	955895-8	1	-	-	-	-		• Washer	• Bricka		2
7	1255439-0	1	-	-	-	-		• Sleeve	• Muff		2
8	1246342-8	1	-	-	-	-		• Seal	• Tätning		2
9	949210-9	1	-	-	-	-		• Cable terminal	• Ledningssko		1
10	1307048-7	1	-	-	-	-		• Socket housing	• Hylsisolator		2
11	949002-0	2	-	-	-	-		• Cable terminal	• Ledningssko		1
12	1598753-0	2	-	-	-	-		• Socket housing	• Hylsisolator		2
13	1341525-2	1	-	-	-	-		Wiper arm, l.h.	Torkararm, v		2
	1341526-0	1	-	-	-	-		Wiper arm, r.h.	Torkararm, h		2
14	3518091-8	1	-	-	-	-		Washer jet, l.h.	Spolarmunstycke, v		3
	3518092-6	1	-	-	-	-		Washer jet, r.h.	Spolarmunstycke, h		3
15	1369326-2	2	-	-	-	-		Wiper blade	Torkarblad	(1325545)	2
16	955780-2	2	-	-	-	-		Nut	Mutter		2
17	941905-2	2	-	-	-	-		Spring washer	Fjäderbricka		2
18	1341415-6	1	-	-	-	-		Bracket, l.h.	Konsol, v		3
	1341416-4	1	-	-	-	-		Bracket, r.h.	Konsol, h		3
19	945407-5	2	-	-	-	-		Flange nut	Flänsmutter	ALTER 1	2
	968761-7	2	-	-	-	-		Nut	Mutter	ALTER 2	2
20	949874-2	2	-	-	-	-		Flange lock nut	Flänslåsmutter		2
21	190198-2	X	-	-	-	-		Plastic hose	Plastslang	LG 355mm	2
22	1341508-8	1	-	-	-	-		Stop, l.h.	Anslag, v		2
	1341509-6	1	-	-	-	-		Stop, r.h.	Anslag, h		2
23		2	-	-	-	-	NS	Rivet	Nit		
24	949931-0	X	-	-	-	-		Rubber hose	Gummislang	LG 130mm	2
25	1304930-9	1	-	-	-	-		T-pipe	T-rör		3
26	949931-0	X	-	-	-	-		Rubber hose	Gummislang	LG 130mm	2
27	1342554-1	1	-	-	-	-		Delivery valve	Tryckventil		2
28	943722-9	X	-	-	-	-		Rubber hose	Gummislang	LG 130mm	2
29	943722-9	X	-	-	-	-		Rubber hose	Gummislang	LG 1200mm	2
30	3510883-6	1	-	-	-	-		Cover, l.h.	Kåpa, v	H.L. WIPER	2
	3510884-4	1	-	-	-	-		Cover, r.h.	Kåpa, h	H.L. WIPER	2
	3510878-6	2	-	-	-	-		Cover	Kåpa	W/O H.L WIPER	2

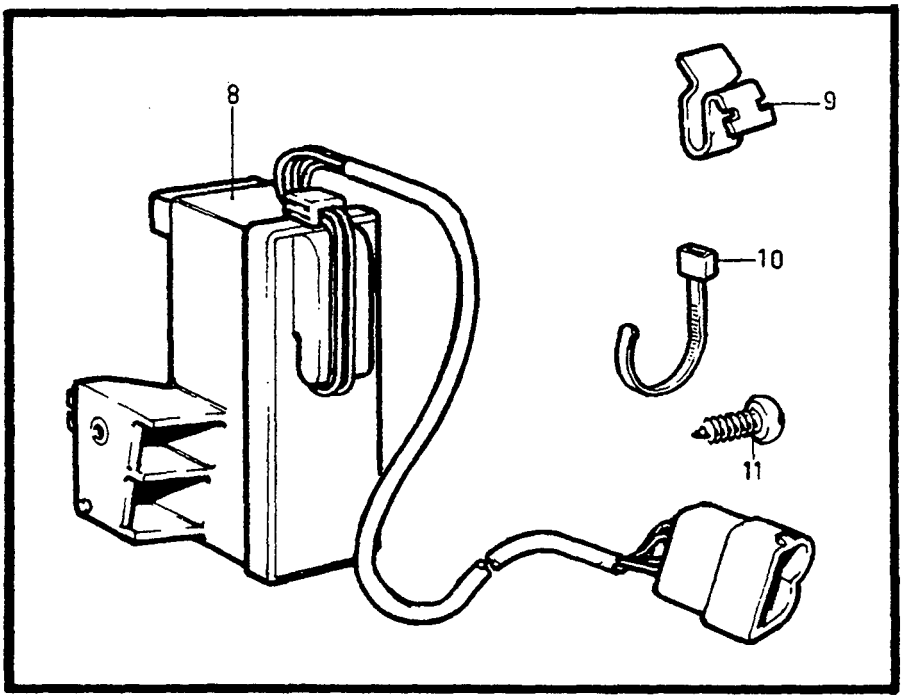

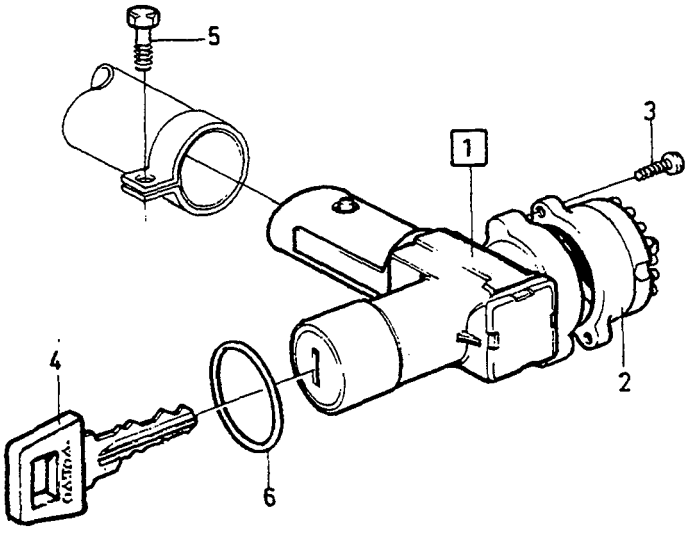



VOLVO
Genuine Parts
PV 360 45626

A
B
C
D
E

COLUMN AND STARTER LOCK SWITCHES CENTRAL LOCKING — RATT OCH STARTLÅS STRÖMSTÄLLARE CENTRALLÅS

Group / Grupp 36

Page / Sida 459

Fig	Part No. / Artikel nr	Quantity / Antal A	B	C	D	E	PS	Description	Benämning	Notes / Anmärkning	SR
1		1	-	-	-	-	NS	Column and starter lock	Ratt och startlås		
2	1324628-5	1	-	-	-	-		• Starter switch	• Startkontakt		2
3	956060-8	2	-	-	-	-		• Screw	• Skruv		2
4	1320306-2	X	-	-	-	-		Key blank pass key	Nyckelämne huvudnyckel		2
	1316957-8	X	-	-	-	-		Key blank door and ignition key	Nyckelämne dörr och tändningsnyckel		2
								Key	Nyckel		
5	1205814-5	1	-	-	-	-		Screw	Skruv		3
6	1273467-9	1	-	-	-	-		Sealing ring	Tätningsring		3
7		-	-	-	-	-		Lock units	Låssatser	SEE 83 • 895	
	3526030-6	1	-	-	-	-		Lock kit	Låssats	SEE 83 • 895	2
		1	-	-	-	-		• Column lock	• Rattlås		
		1	-	-	-	-		• Lock cylinder	• Låscylinder		
		-	-	-	-	-		Door, l.h.	Dörr, v		
		1	-	-	-	-		• Lock cylinder	• Låscylinder		
		-	-	-	-	-		Door, r.h.	Dörr, h		
	1334720-8	2	-	-	-	-		• Clip	• Clips		3
		2	-	-	-	-		• Pass key	• Huvudnyckel		
	3526031-4	1	-	-	-	-		Lock kit	Låssats	SEE 83 • 895	2
		1	-	-	-	-		• Column lock without ignition switch	• Rattlås utan startlås		
		2	-	-	-	-		• Pass key	• Huvudnyckel		
		1	-	-	-	-	KN	• Lock cylinder Glove compartment	• Låscylinder Handskfack		
		1	-	-	-	-	KN	• Lock cylinder Boot lid	• Låscylinder Baklucka		
		1	-	-	-	-	KN	• Column lock	• Rattlås		
		-	-	-	-	-	KN	• Lock cylinder	• Låscylinder		
		-	-	-	-	-		Door, l.h.	Dörr, v		
		-	-	-	-	-	KN	• Lock cylinder	• Låscylinder		
		-	-	-	-	-		Door, r.h.	Dörr, h		
	1334720-8	2	-	-	-	-		• Clip	• Clips		3
		2	-	-	-	-		• Pass key door and ignition key	• Huvudnyckel dörr och tändningsnyckel		
8	1348130-4	1	-	-	-	-		Switch central locking	Strömställare centrallås	-1987.	2
	1363578-4	1	-	-	-	-		Switch central locking	Strömställare centrallås	1)	2
		-	-	-	-	-		Motor with switches central locking	Motor med strömställare centrallås	2) SEE 83 • 883	
9	943220-4	4	-	-	-	-		Clip	Clips	1)	3
10	948211-8	1	-	-	-	-		Strip clamp	Bandklamma	1)	2
11	191542-0	1	-	-	-	-		Screw	Skruv	1)	2

1) CH -6499.
2) CH 6793-

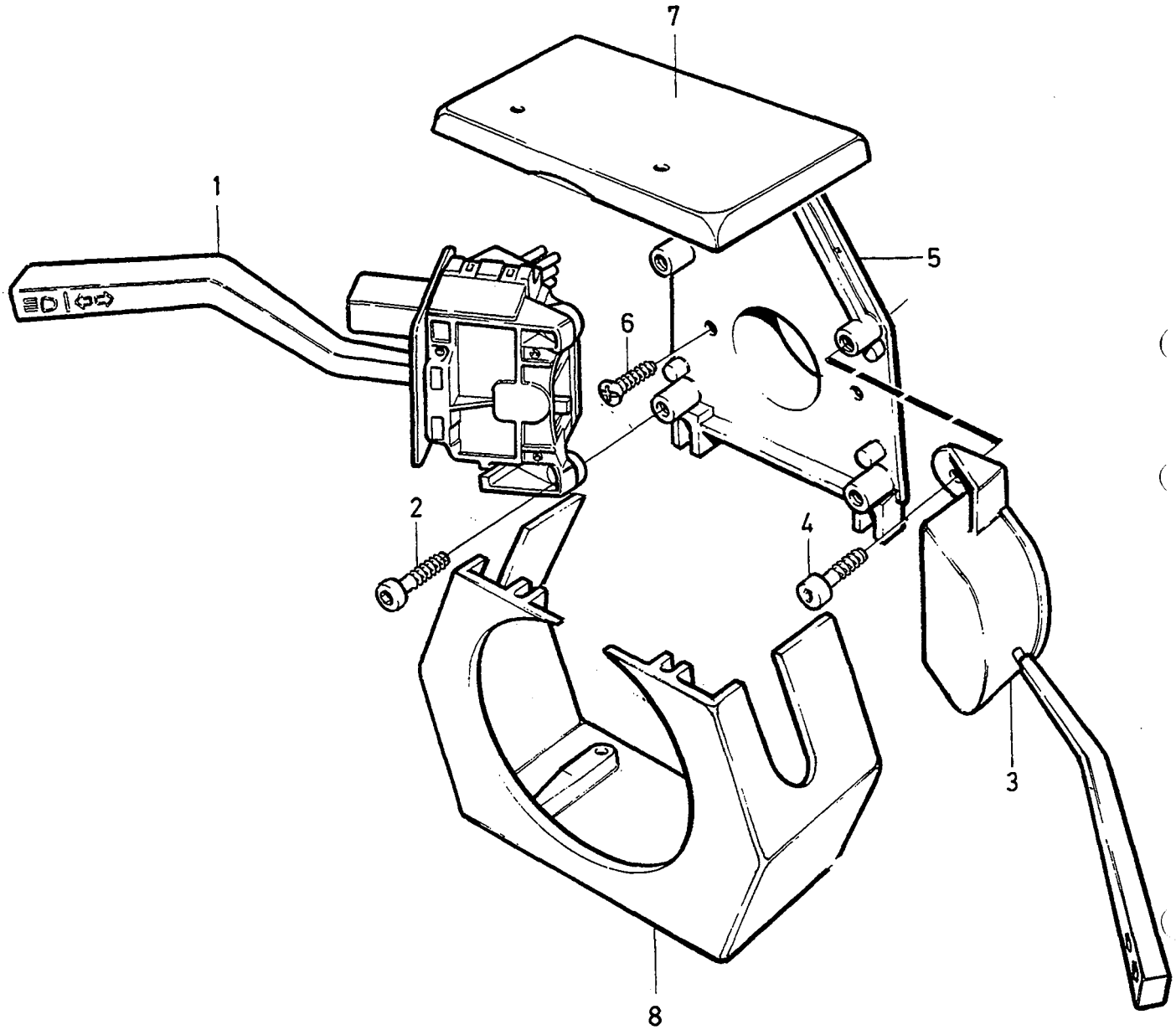

VOLVO PARTS
1 030 37684
(104:2)

A
B
C
D
E

SWITCH TURN INDICATORS, MAIN AND DIPPED BEAMS, WIPER/WASHER
OMKOPPLARE BLINKERS, HEL OCH HALVLJUS, TORKARE-SPOLARE

Group / Grupp 36
Page / Sida 461

	Fig	Part No. / Artikel nr	Quantity / Antal A	B	C	D	E	PS	Description	Benämning	Notes / Anmärkning	SR
	1	3515811-2	1	-	-	-	-		Direction ind. switch	Körvisaromkopplare	1) 2)	2
☆		3544883-6	1	-	-	-	-		Direction ind. switch	Körvisaromkopplare	3) 2)	2
	2	956078-0	2	-	-	-	-		Screw	Skruv		2
	3	1363015-7	1	-	-	-	-		Wiper-washer switch ..... Windscreen wiper	Torkar-spolaromkopplare ..... Vindrutetorkare	(1258266)	2
	4	956078-0	2	-	-	-	-		Screw	Skruv		2
	5	1387542-2	1	-	-	-	-		Anchorage	Fäste		3
	6	956078-0	2	-	-	-	-		Screw	Skruv		2
	7		-	-	-	-	-		Cover upper ..... Instrument panel Upper section	Kåpa övre ..... Instrumentpanel Överdel	SEE 88•1001	
	8		-	-	-	-	-		Cover lower ..... Instrument panel Upper section	Kåpa undre ..... Instrumentpanel Överdel	SEE 88•1001	

1) Without cruise control switch. / Utan kontakt för konstantfarthållare.
2) With switch for hazard flashers. / Med kontakt för varningsblinkers.
3) With cruise control switch. / Med kontakt för konstantfarthållare.

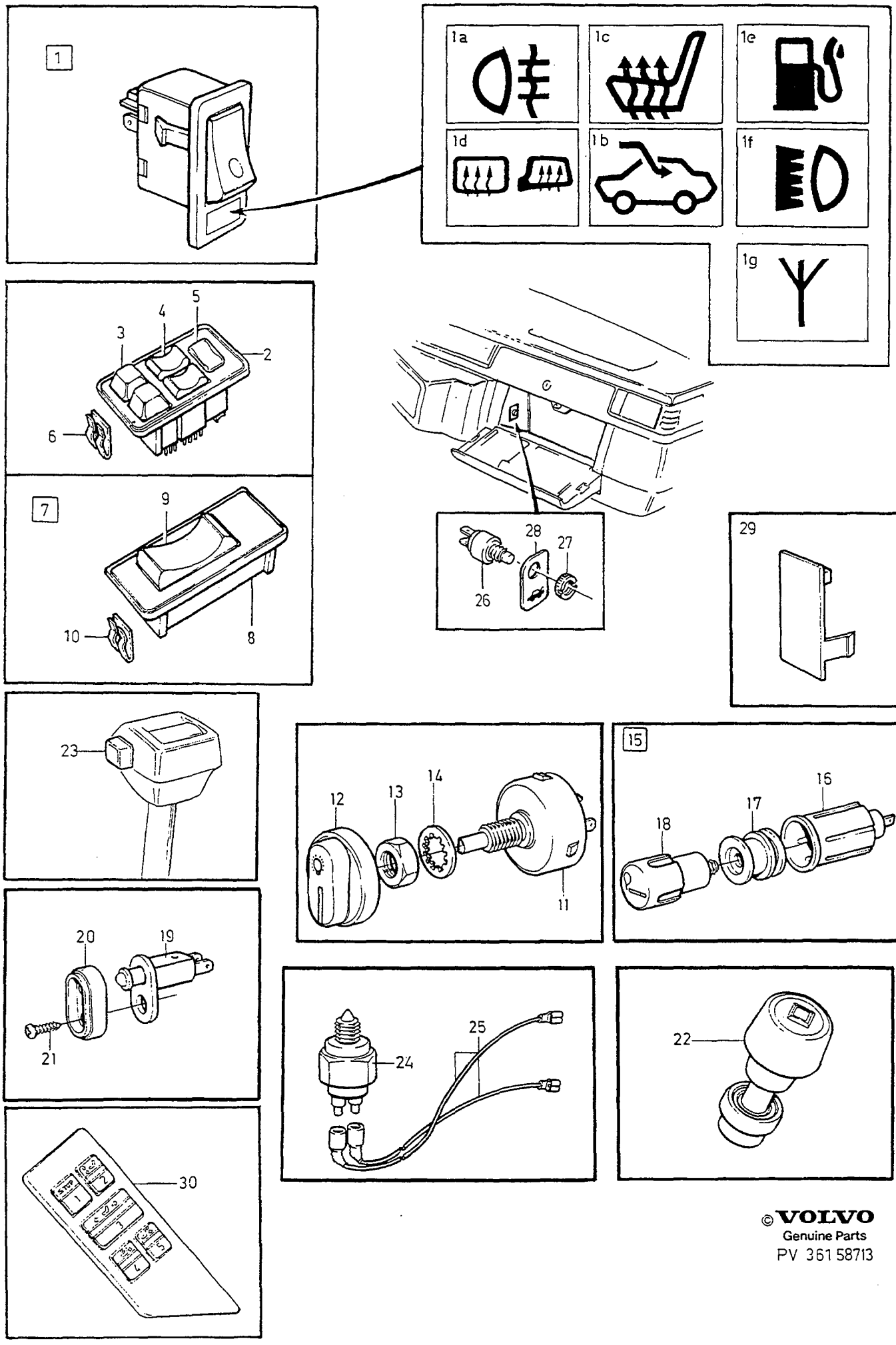

© VOLVO
Genuine Parts
PV 361 58713

A
B
C
D
E

SWITCHES — STRÖMSTÄLLARE

Group / Grupp 36

Page / Sida 463

Fig	Part No. / Artikel nr	Quantity / Antal A	B	C	D	E	PS	Description	Benämning	Notes / Anmärkning	SR
1		-	-	-	-	-		Switch	Strömställare		
1a	1324009-8	1	-	-	-	-		• Switch Rear fog lamp	• Strömställare Dimbaklykta		2
1b	1362880-5	1	-	-	-	-		• Switch Roof hatch	• Strömställare Taklucka		2
☆ 1c	3544184-9	1	-	-	-	-		• Switch 2-way Passenger seat	• Strömställare 2-läges Passagerarstol	(1336396)	2
☆	3544183-1	1	-	-	-	-		• Switch 2-way Drivers seat	• Strömställare 2-läges Förarstol	(1363394)	2
1d	1363796-2	1	-	-	-	-		• Switch Rear window Rear view mirror with timer relay	• Strömställare Bakruta Backspegel med tidrelä		2
1e	1384026-9	1	-	-	-	-		Switch Tank hatch	Strömställare Tanklucka		2
1f	1324010-6	1	-	-	-	-		Switch auxiliary light	Strömställare extraljus		2
1g	1308317-5	1	-	-	-	-		Switch Antenna	Strömställare Antenn		3
		-	-	-	-	-		Switch complete	Strömställare komplett		
2	1376475-8	1	-	-	-	-		• Frame	• Ram		4
3	1347065-3	2	-	-	-	-		• Switch Rear view mirror	• Strömställare Backspegel		2
4	1347063-8	2	-	-	-	-		• Switch power windows drivers door	• Strömställare elektrisk fönsterhiss förardörr	-1987	2
	1362546-2	2	-	-	-	-		• Switch power windows drivers door	• Strömställare elektrisk fönsterhiss förardörr	1988-	2
5	3510468-6	1	-	-	-	-		• Cap	• Lock	1)	3
	1347063-8	1	-	-	-	-		• Switch central locking	• Strömställare centrallås	2)	2
6	1324263-1	2	-	-	-	-		• Clip	• Clips		2
7	1347061-2	1	-	-	-	-		Switch power windows passangers door	Strömställare elektrisk fönsterhiss passagerardörr		3
8	1363721-0	1	-	-	-	-		• Frame	• Ram	(1347062)	4
9	1347063-8	1	-	-	-	-		• Switch	• Strömställare		2
10	1324263-1	2	-	-	-	-		• Clip	• Clips		2
11	1362699-9	1	-	-	-	-		Light switch	Ljusomkopplare	(1362698) EXC (S), (DK), (N)	2
	1362697-3	1	-	-	-	-		Light switch	Ljusomkopplare	-1989 (S), (N), (DK)	2
	3515974-8	1	-	-	-	-		Light switch	Ljusomkopplare	1990- (S), (N), (DK)	2
12	1363810-1	1	-	-	-	-		Knob	Knopp	(1323376)	3
13	1212859-1	1	-	-	-	-		Nut	Mutter		2
14	940109-2	1	-	-	-	-		Lock washer	Låsbricka		2
15		1	-	-	-	-		Cigarette lighter	Cigarettändare		
16	1212593-6	1	-	-	-	-		• Sleeve	• Hylsa		3
17	662108-0	1	-	-	-	-		• Glow filament	• Glödkropp		1
18	1258269-8	1	-	-	-	-		• Knob	• Knopp		3
19	1362769-0	2	-	-	-	-		Door switch	Dörrkontakt		2
20	1235064-1	2	-	-	-	-		Cover	Kåpa		3
21	969278-1	2	-	-	-	-		Screw "Torx"	Skruv "Torx"	(955138)	2
22		-	-	-	-	-		Switch Overdrive	Strömställare Överväxel	MAN.TRANS SEE 43 • 609	
23		-	-	-	-	-		Switch Overdrive	Strömställare Överväxel	AUTO.TRANS SEE 43 • 669	
24		-	-	-	-	-		Switch back-up lamp	Strömställare backljus	SEE 43 • 599	
25		-	-	-	-	-		Cable harness back-up lamp	Ledningsmatta backljus	SEE 37 • 485	
26	1258958-6	1	-	-	-	-		Contact	Kontakt		3
27	1258960-2	1	-	-	-	-		Nut	Mutter		2

1) CH -6499.
2) CH 6793-

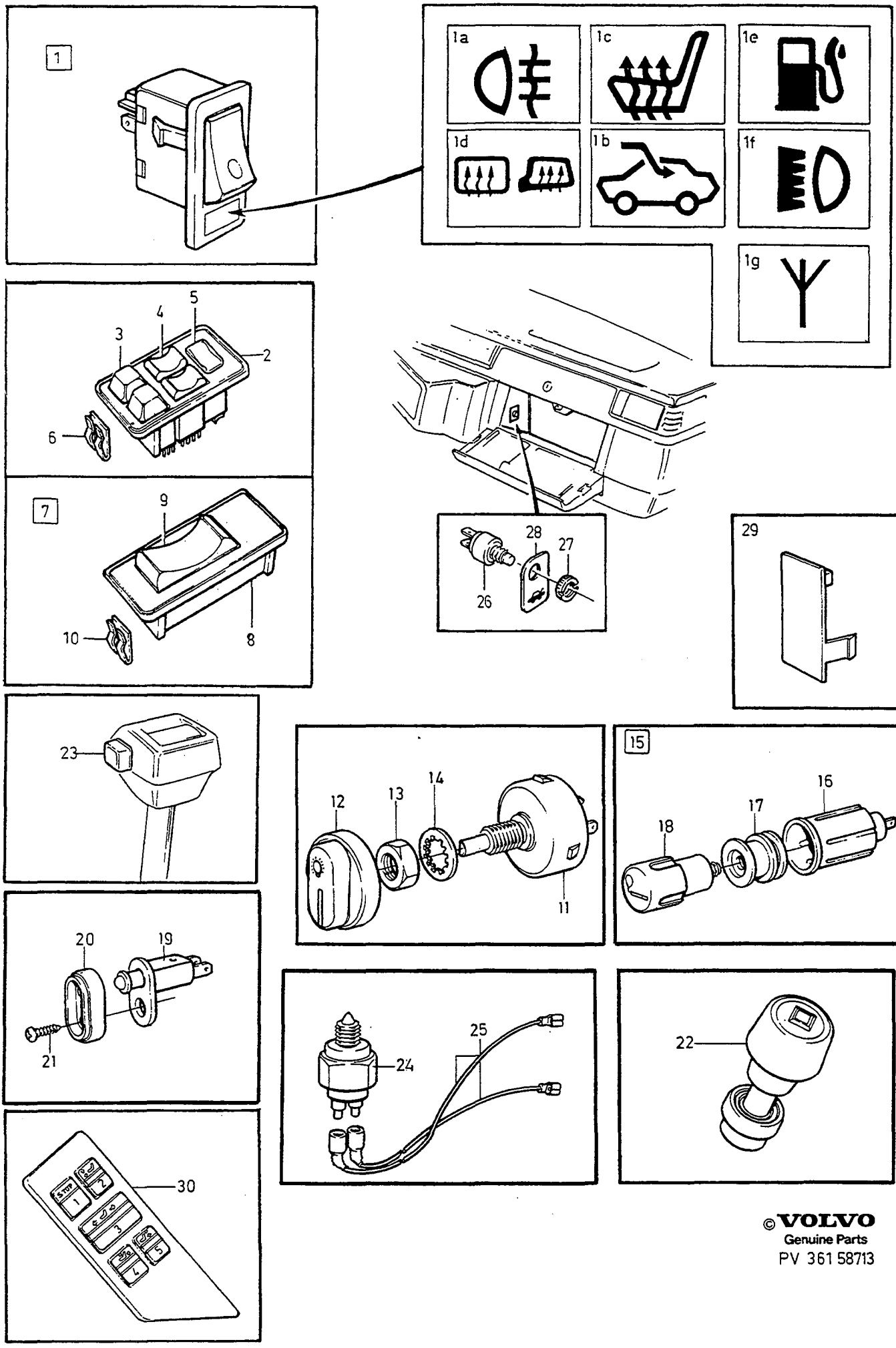

©VOLVO
Genuine Parts
PV 361 58713

A
B
C
D
E

SWITCHES STRÖMSTÄLLARE

Group / Grupp 36

Page / Sida 465

Fig	Part No. Artikel nr	Quantity / Antal A	B	C	D	E	PS	Description	Benämning	Notes Anmärkning	SR
28	1258902-4	1	-	-	-	-		Label	Etikett		3
29	1258821-6	1	-	-	-	-		Cover washer	Täckbricka	3) -1989	4
30		-	-	-	-	-		Control unit power seats	Manöverenhet motordrivna stolar	SEE 85•921	

3) Without rear fog lamp. / Utan dimbakljus.

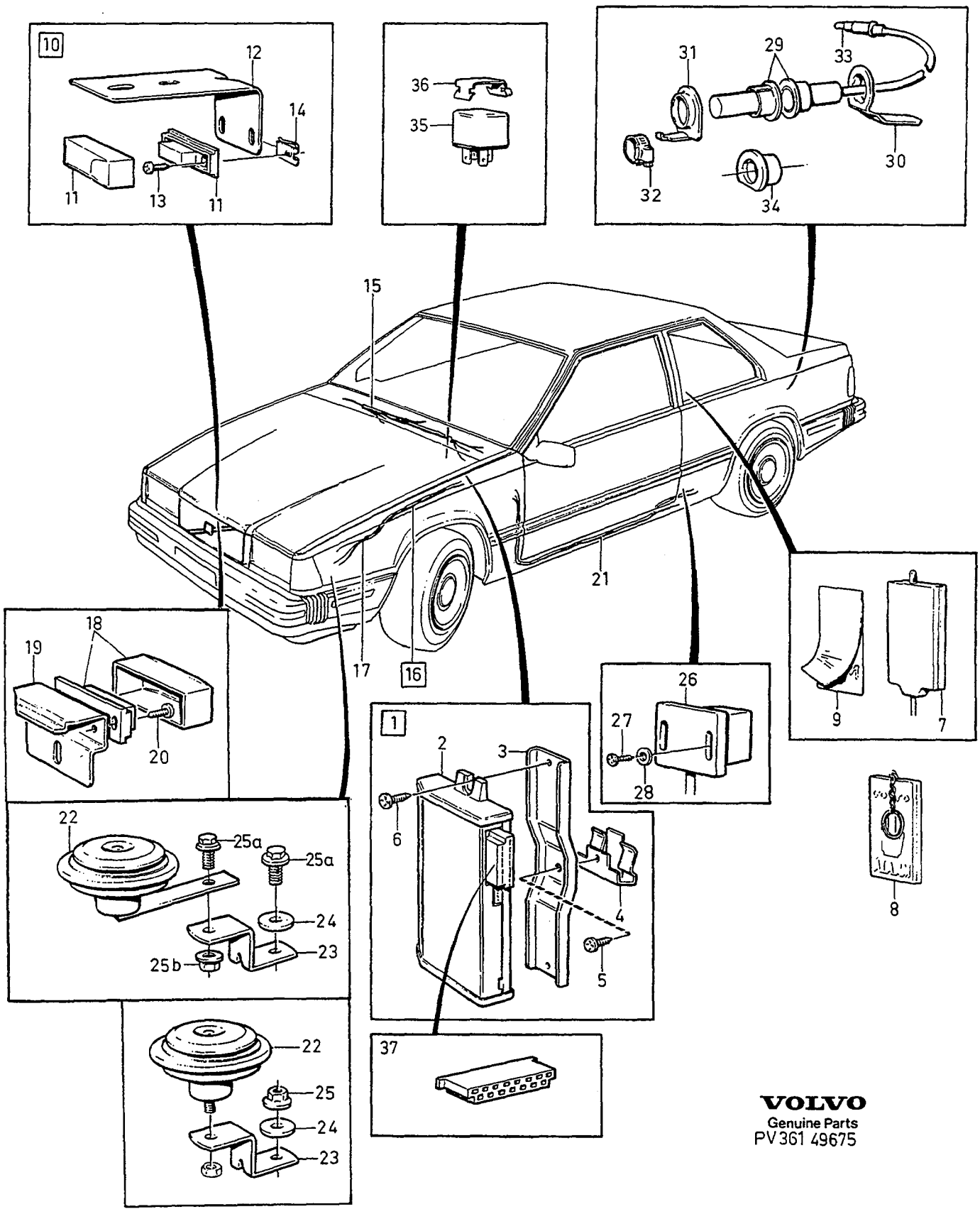

VOLVO
Genuine Parts
PV 361 49675

A
B
C
D
E

BURGLAR ALARM TJUVLARM

Group Grupp 36

Page Sida 467

(J)

Fig	Part No. Artikel nr	Quantity / Antal A	B	C	D	E	P S	Description	Benämning	Notes Anmärkning	S R
1		1	-	-	-	-	NS	Control unit complete	Styrenhet komplett		
2	3506921-0	1	-	-	-	-		•Control unit	•Styrenhet		3
3	1374777-9	1	-	-	-	-		•Bracket	•Konsol	(3510206)	4
4	683701-7	1	-	-	-	-		••Clamp	••Klamma		4
5	955126-8	1	-	-	-	-		••Screw	••Skruv		2
6	955119-3	2	-	-	-	-		•Screw	•Skruv		2
7	1394721-3	1	-	-	-	-		Lock complete	Lås komplett		3
8	1343415-4	2	-	-	-	-		•Key	•Nyckel		6
9		2	-	-	-	-	NS	Decal	Dekal		
10		1	-	-	-	-	NS	Contact complete	Kontakt komplett		
11	3513144-0	1	-	-	-	-		•Contact	•Kontakt		3
12	3510225-0	1	-	-	-	-		•Bracket	•Konsol		4
13	955119-3	2	-	-	-	-		•Screw	•Skruv		2
14	191276-5	2	-	-	-	-		•Spring nut	•Fjädermutter		2
15		1	-	-	-	-		Cable harness Dashboard	Ledningsmatta Instrumentbräda	SEE 37•479	
16		1	-	-	-	-	NS	Cable harness complete	Ledningsmatta komplett		
17	3515116-6	1	-	-	-	-		•Cable harness Wheel housing	•Ledningsmatta Hjulhus	-1987	5
	3515117-4	1	-	-	-	-		•Cable harness, l.h. Wheel housing	•Ledningsmatta, v Hjulhus	1988-	5
18	3506926-9	1	-	-	-	-		••Contact	••Kontakt		3
19	3510224-3	1	-	-	-	-		•Bracket	•Konsol		4
20	955119-3	2	-	-	-	-		•Screw	•Skruv		2
21		1	-	-	-	-		Cable harness Bottom rail	Ledningsmatta Bottensvällare	SEE 37•481	
22	1369276-9	1	-	-	-	-		Horn 420HZ	Signalhorn 420HZ		3
23	1272037-1	1	-	-	-	-		Bracket	Konsol		4
24	960141-0	1	-	-	-	-		Washer	Bricka		2
25	945408-3	1	-	-	-	-		Flange nut	Flänsmutter	1)	2
25a	946440-5	1	-	-	-	-		Flange screw	Flänsskruv	2)	2
25b	945408-3	1	-	-	-	-		Flange nut	Flänsmutter	2)	2
26	3506925-1	2	-	-	-	-		Detector	Detektor		3
27	965168-8	4	-	-	-	-		Screw	Skruv		2
28	940120-9	4	-	-	-	-		Washer	Bricka		2
29	3506924-4	1	-	-	-	-		Contact	Kontakt		3
30	3510226-8	1	-	-	-	-		Bracket	Konsol		5
31	3510228-4	1	-	-	-	-		Bracket	Konsol		5
32	975275-9	1	-	-	-	-		Hose clamp	Slangklamma	(943471)	2
33	1608765-2	1	-	-	-	-		Tab housing	Stiftisolator		2
34	1378869-0	1	-	-	-	-		Rubber bushing	Gummibussning	(3510993)	2
35	1504952-1	1	-	-	-	-		Relay	Relä		1
36	1277898-1	1	-	-	-	-		Clip	Clips		2
37	1323989-2	1	-	-	-	-		Receptacle housing Control unit	Hylsisolator Styrenhet		2

1) CH -6499.
2) CH 6793-

WIRING AND FUSES / LEDNINGAR OCH SÄKRINGAR

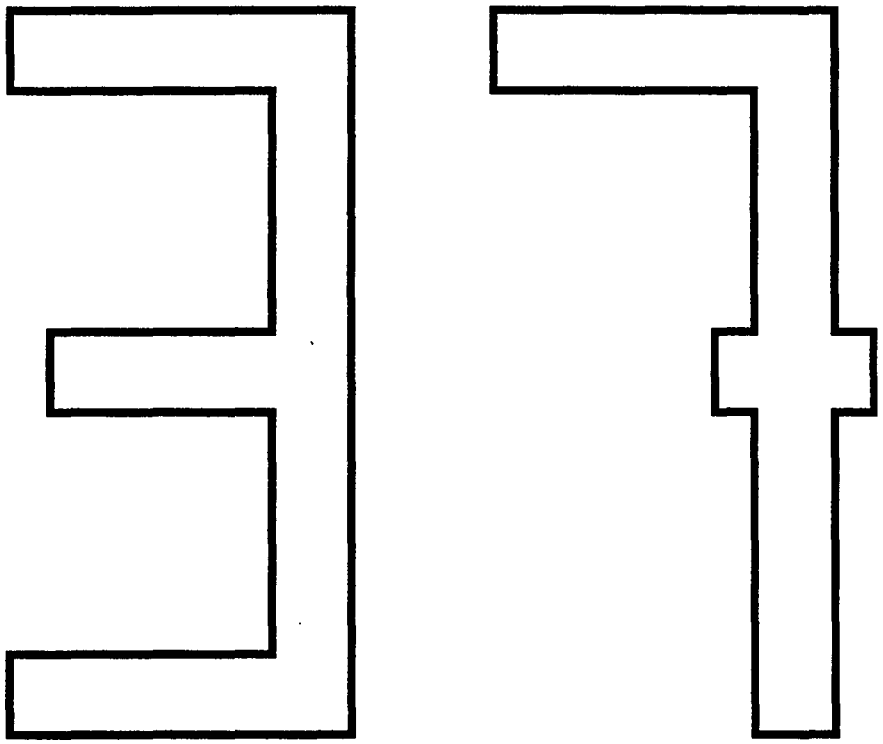

A
B
C
D
E

SUB GROUP
WIRING AND FUSES

UNDERGRUPP
LEDNINGAR OCH SÄKRINGAR

Group
Grupp
37

Page
Sida
469

Fig	Part No. Artikel nr	Quantity / Antal A	B	C	D	E	PS	Description	Benämning	Notes Anmärkning	SR
		-	-	-	-	-		Cable harness engine compartment B200ET	Ledningsmatta motorrum B200ET	SEE 37•471 1)	
		-	-	-	-	-		Cable harness engine compartment B204GT	Ledningsmatta motorrum B204GT	SEE 37•475	
		-	-	-	-	-		Cable harness engine compartment B280E, B280F	Ledningsmatta motorrum B280E, B280F	SEE 37•473	
		-	-	-	-	-		Cable harness engine compartment D24TIC	Ledningsmatta motorrum D24TIC	SEE 37•477	
		-	-	-	-	-		Cable harness dashboard	Ledningsmatta instrumentbräda	SEE 37•479	
		-	-	-	-	-		Cable harness bottom rail cabin	Ledningsmatta bottensvällare kupe	SEE 37•481	
		-	-	-	-	-		Cable harness gearbox-tunnel	Ledningsmatta växellåda-tunnel	SEE 37•485	
		-	-	-	-	-		Cable harness ..... ABS	Ledningsmatta ..... ABS	SEE 37•487	
		-	-	-	-	-		Insulators tab	Isolatorer flatstift	SEE 37•489	
		-	-	-	-	-		Insulators pin	Isolatorer rundstift	SEE 37•491	
		-	-	-	-	-		Contacts	Kontaktdon	SEE 37•493	
		-	-	-	-	-		Contacts Insulators	Kontaktdon Isolatorer	SEE 37•495	
		-	-	-	-	-		Contacts	Kontaktdon	SEE 37•497	
		-	-	-	-	-		Contacts	Kontaktdon	SEE 37•501	
		-	-	-	-	-		Contacts 1991-	Kontaktdon 1991-	SEE 37•503	
		-	-	-	-	-		Insulator sleeve, holder, rubber bushings, clamps screws nuts, washers	Isolatorhöljen, hållare, gummibussningar, klammor, skruvar, muttrar, brickor	SEE 37•505	
		-	-	-	-	-		Cables, cable terminals, sleeves, seals	Ledningar, lednings- skor, hylsor, tätningar	SEE 37•511	
		-	-	-	-	-		Contacts ..... COMBU	Kontaktdon ..... COMBU	SEE 37•515	
		-	-	-	-	-		Electrical distribution centre ...	Elcentral	SEE 37•517	
		-	-	-	-	-		Other relays	Övriga reläer	SEE 37•521	

1) CH -6499.

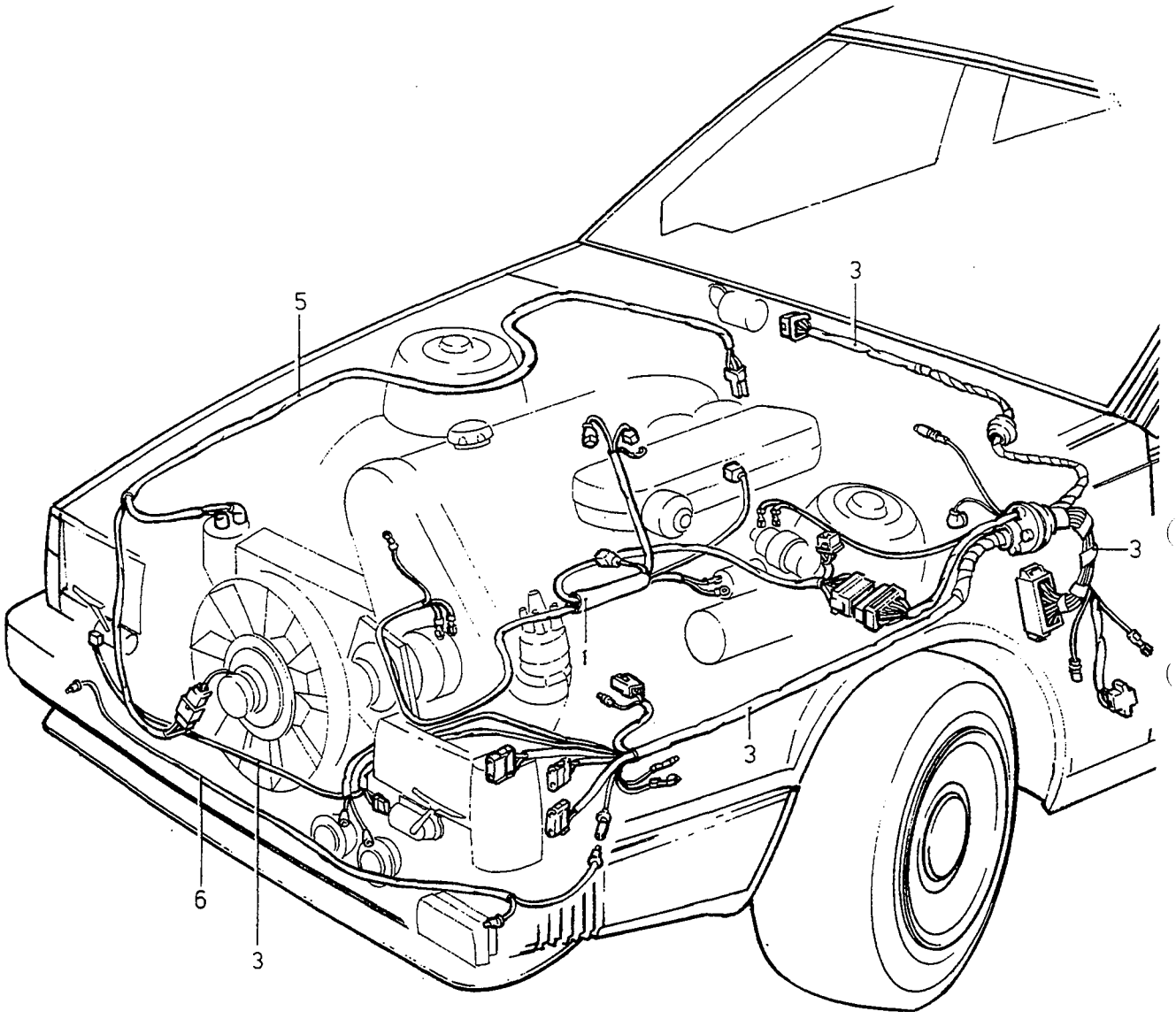

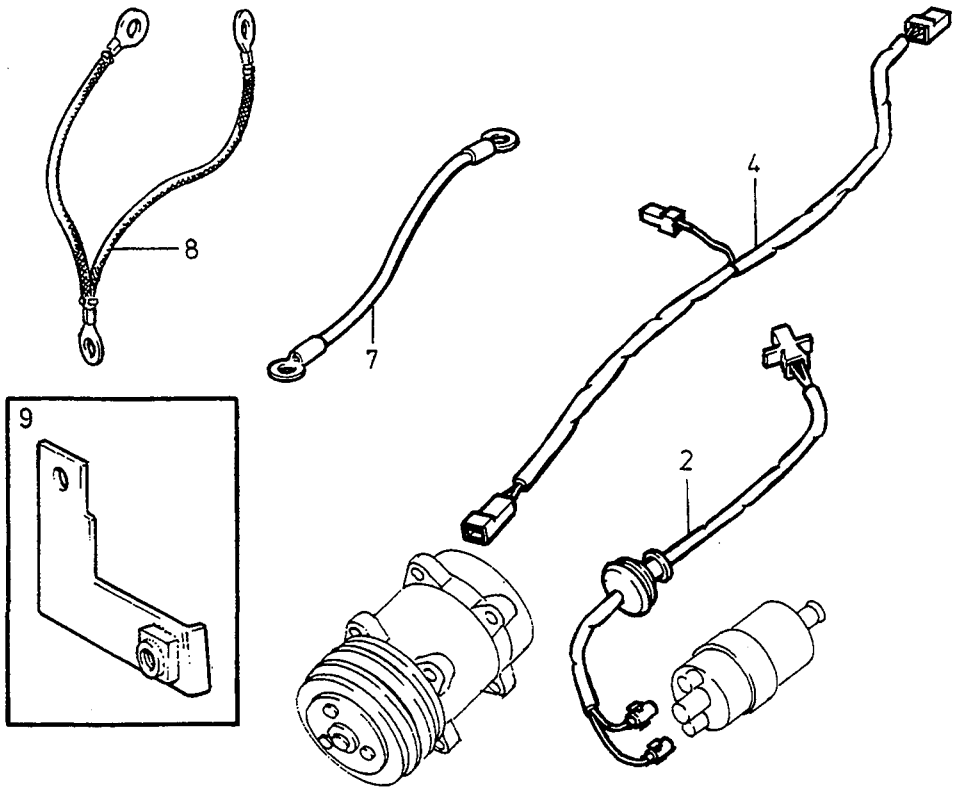

© VOLVO
Genuine Parts
PV 370 45595

A
B
C
D
E

CABLE HARNESS ENGINE COMPARTMENT LEDNINGSMATTA MOTORRUM

Group Grupp 37

Page Sida 471

B200ET

Fig	Part No. Artikel nr	Quantity / Antal A	B	C	D	E	PS	Description	Benämning	Notes Anmärkning	SR
1	1398831-6	1	-	-	-	-		Cable harness ..... Engine	Ledningsmatta ..... Motor		5
2	3515598-5	1	-	-	-	-		Cable harness ..... Fuel pump	Ledningsmatta ..... Bränslepump	-1987	5
	3523750-2	1	-	-	-	-		Cable harness ..... Fuel pump	Ledningsmatta ..... Bränslepump	(1363293), 1988-	5
3	1396373-1	1	-	-	-	-		Cable harness, l.h. ..... Wheel housing	Ledningsmatta, v ..... Hjulhus	-1987	5
	3515666-0	1	-	-	-	-		Cable harness, l.h. ..... Wheel housing	Ledningsmatta, v ..... Hjulhus	1988-	5
	3510477-7	1	-	-	-	-		Cable harness, r.h. ..... Wheel housing	Ledningsmatta, h ..... Hjulhus	1988-	5
	1396109-9	1	-	-	-	-		Cable harness, r.h. ..... Wheel housing	Ledningsmatta, h ..... Hjulhus	-1987	5
4	3515582-9	1	-	-	-	-		Cable harness ..... Compressor Receiver drier	Ledningsmatta ..... Kompressor Torkare		5
5	1396244-4	1	-	-	-	-		Cable harness ..... Radiator fan	Ledningsmatta ..... Kylarfläkt	-1987	5
		1	-	-	-	-	NS	Cable harness ..... Radiator fan	Ledningsmatta ..... Kylarfläkt	1988-	
6	1363482-9	1	-	-	-	-		Cable harness ..... auxiliary light	Ledningsmatta ..... extraljus		5
7	1348043-9	1	-	-	-	-		Earth cable ..... Compressor Motor	Stomledning ..... Kompressor Motor		3
8	3531818-7	1	-	-	-	-		Earth cable	Stomledning	(3501059)	3
9	3515024-2	1	-	-	-	-		Bracket ..... Stay to induction manifold	Konsol ..... Stag till insugningsrör		3

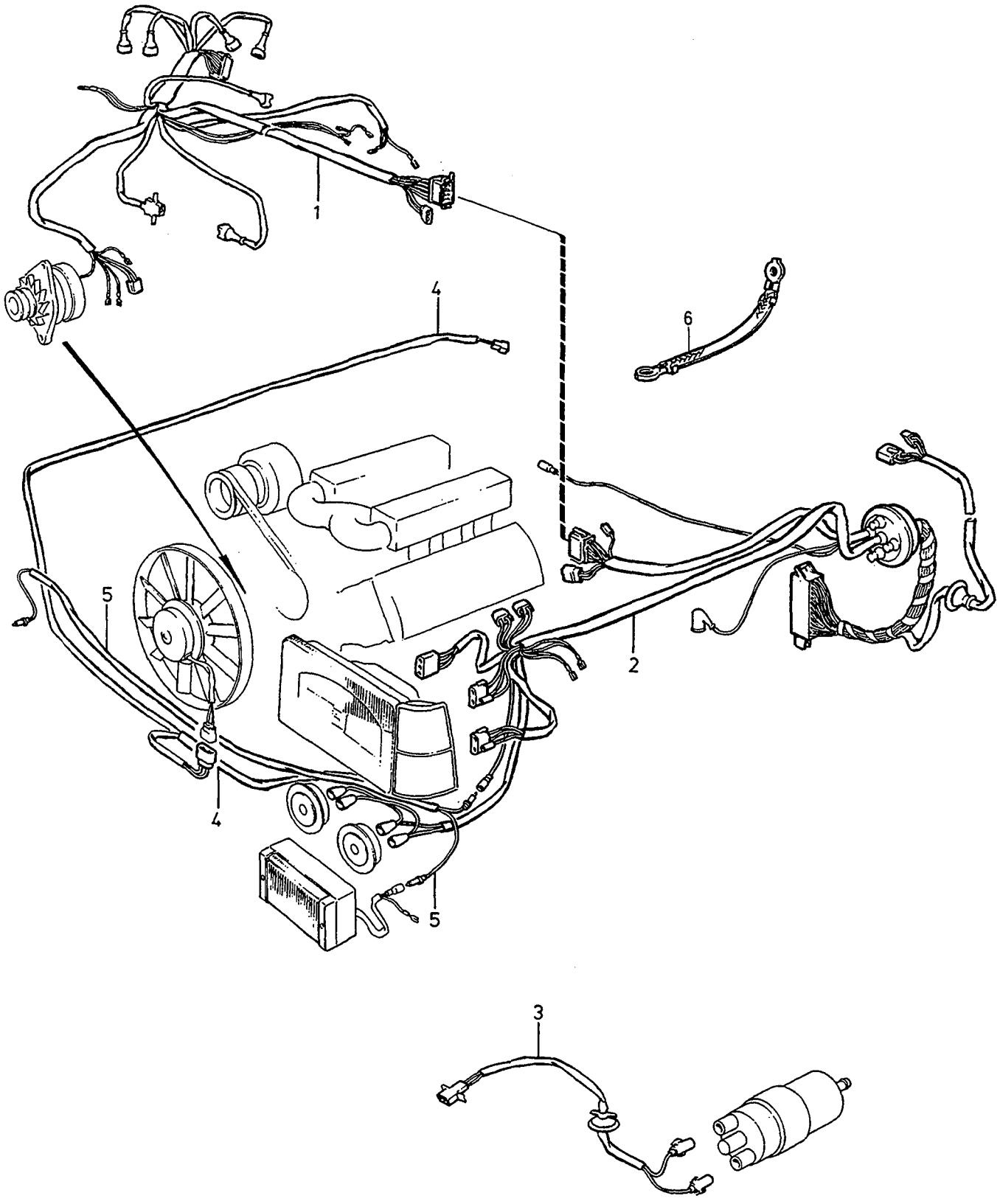

VOLVO
Genuine Parts
PV 370 49733

A
B
C
D
E

CABLE HARNESS ENGINE COMPARTMENT LEDNINGSMATTA MOTORRUM

Group Grupp 37

Page Sida 473

B280E, B280F

Fig	Part No. Artikel nr	Quantity / Antal A	B	C	D	E	PS	Description	Benämning	Notes Anmärkning	SR
1	1363123-9	1	-	-	-	-		Cable harness ..... Engine	Ledningsmatta ..... Motor		5
2	1396094-3	1	-	-	-	-		Cable harness, l.h. ..... Wheel housing	Ledningsmatta, v ..... Hjulhus	-1987	5
	3515675-1	1	-	-	-	-		Cable harness, l.h. ..... Wheel housing	Ledningsmatta, v ..... Hjulhus	1)	5
	3515778-3	1	-	-	-	-		Cable harness, l.h. ..... Wheel housing	Ledningsmatta, v ..... Hjulhus	2) -1990. (3515827)	5
	3544101-3	1	-	-	-	-		Cable harness, l.h. ..... Wheel housing	Ledningsmatta, v ..... Hjulhus	1991-	5
	1396099-2	1	-	-	-	-		Cable harness, r.h. ..... Wheel housing	Ledningsmatta, h ..... Hjulhus	-1987 B280F	5
	1396095-0	1	-	-	-	-		Cable harness, r.h. ..... Wheel housing	Ledningsmatta, h ..... Hjulhus	-1987 B280E	5
	3515117-4	1	-	-	-	-		Cable harness, l.h. ..... Wheel housing	Ledningsmatta, v ..... Hjulhus	1) (J)	5
	3515676-9	1	-	-	-	-		Cable harness, r.h. ..... Wheel housing	Ledningsmatta, h ..... Hjulhus	1)	5
	3515626-4	1	-	-	-	-		Cable harness, r.h. ..... Wheel housing	Ledningsmatta, h ..... Hjulhus	2) -1989	5
	1363623-8	1	-	-	-	-		Cable harness, r.h. ..... Wheel housing	Ledningsmatta, h ..... Hjulhus	1990-	5
3	3515598-5	1	-	-	-	-		Cable harness ..... Fuel pump	Ledningsmatta ..... Bränslepump	-1987	5
	3523750-2	1	-	-	-	-		Cable harness ..... Fuel pump	Ledningsmatta ..... Bränslepump	(1363293), 1988-1990	5
	3523750-2	1	-	-	-	-		Cable harness ..... Fuel pump	Ledningsmatta ..... Bränslepump	1991-	5
4	1396245-1	1	-	-	-	-		Cable harness ..... Radiator fan	Ledningsmatta ..... Kylarfläkt	-1987	5
		1	-	-	-	-	NS	Cable harness ..... Radiator fan	Ledningsmatta ..... Kylarfläkt	1988-	
5	1363482-9	1	-	-	-	-		Cable harness ..... auxiliary light	Ledningsmatta ..... extraljus		5
6	948620-0	2	-	-	-	-		Earth cable ..... Motor Body	Stomledning ..... Motor Kaross	LG 340mm	3

1) CH -6499.
2) CH 6793-

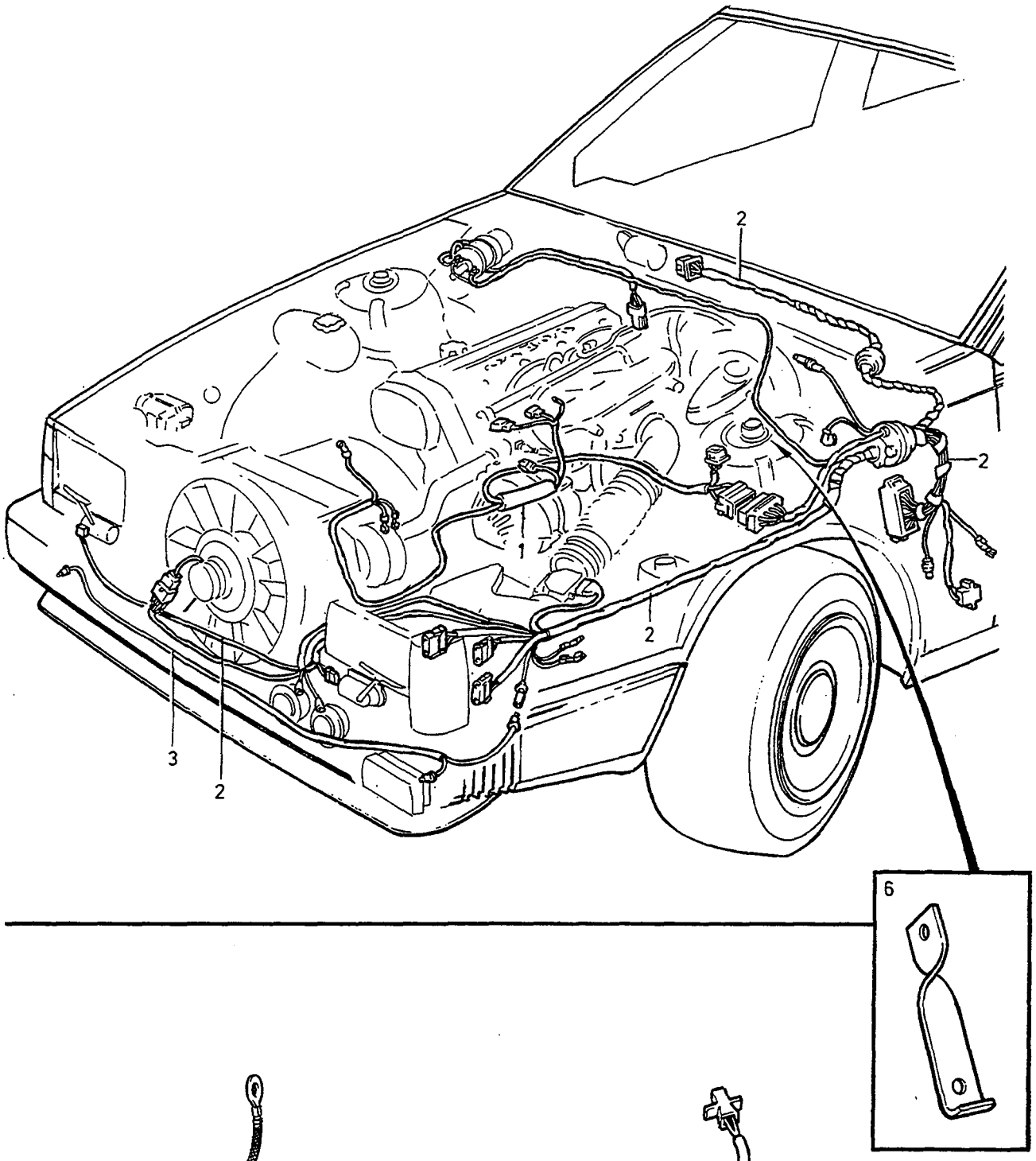

VOLVO
Genuine Parts
PV 370 54026

A
B
C
D
E

CABLE HARNESS ENGINE COMPARTMENT LEDNINGSMATTA MOTORRUM

Group Grupp 37

Page Sida 475

B204GT

Fig	Part No. Artikel nr	Quantity / Antal A	B	C	D	E	PS	Description	Benämning	Notes Anmärkning	SR
1	3515960-7	1	-	-	-	-		Cable harness ..... Motor	Ledningsmatta ..... Motor		5
2	3523845-0	1	-	-	-	-		Cable harness, l.h. ..... Wheel housing	Ledningsmatta, v ..... Hjulhus		5
	3523846-8	1	-	-	-	-		Cable harness, r.h. ..... Wheel housing	Ledningsmatta, h ..... Hjulhus		5
3	1363482-9	1	-	-	-	-		Cable harness auxiliary light ..	Ledningsmatta extraljus		5
4	3523750-2	1	-	-	-	-		Cable harness ..... Fuel pump	Ledningsmatta ..... Bränslepump	(1363293)	5
5	948916-2	1	-	-	-	-		Earth cable ..... Motor Body	Stomledning ..... Motor Kaross	LG 280mm	3
6	3544228-4	1	-	-	-	-		Bracket	Konsol		3

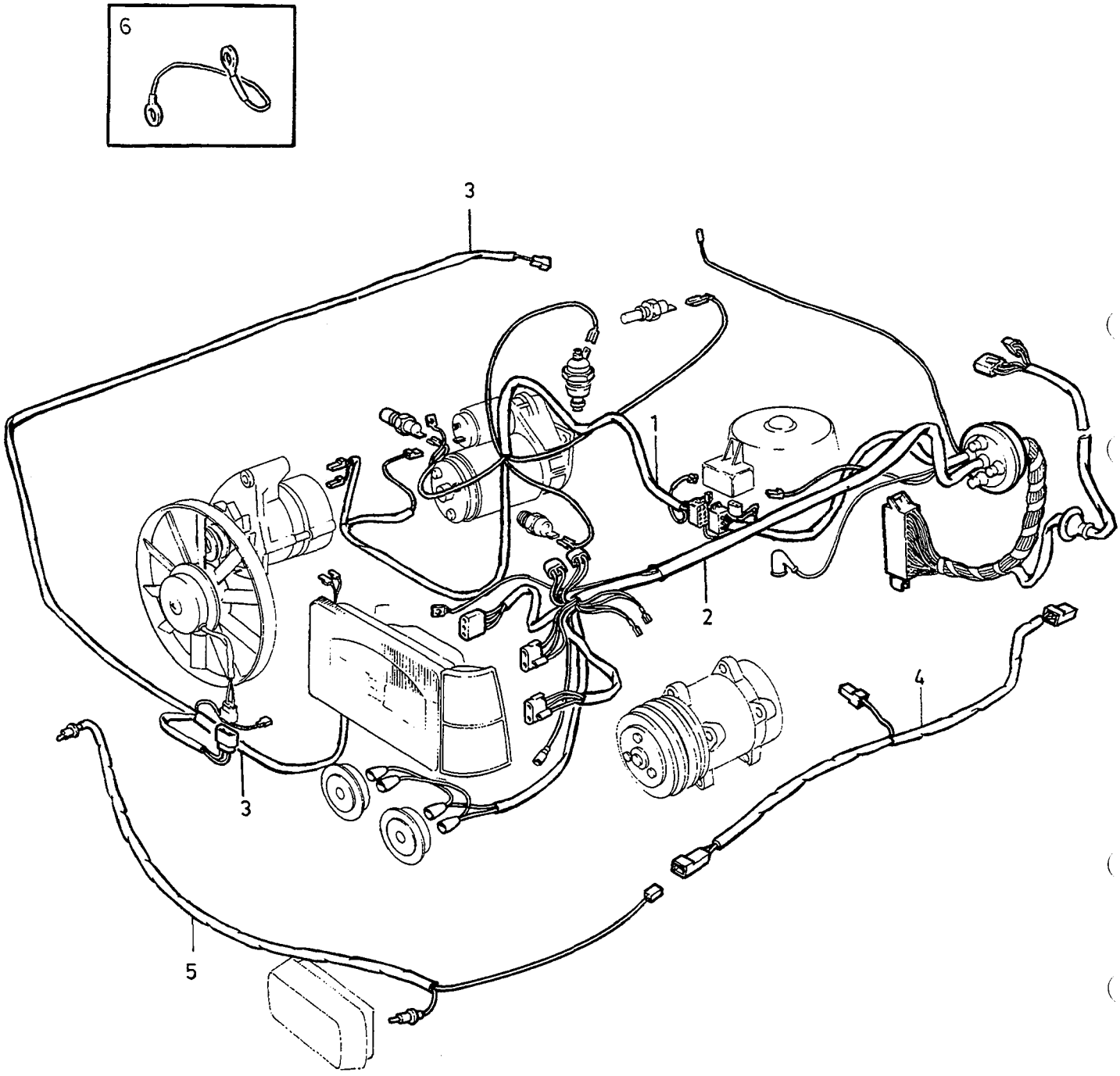

© VOLVO
Genuine Parts

A
B
C
D
E

CABLE HARNESS ENGINE COMPARTMENT LEDNINGSMATTA MOTORRUM

Group Grupp 37

Page Sida 477

D24TIC

Fig	Part No. Artikel nr	Quantity / Antal A	B	C	D	E	PS	Description	Benämning	Notes Anmärkning	SR
1	3515519-1	1	-	-	-	-		Cable harness ..... Motor	Ledningsmatta ..... Motor	-1986	5
	1398823-3	1	-	-	-	-		Cable harness ..... Engine	Ledningsmatta ..... Motor	1987	5
	3515886-4	1	-	-	-	-		Cable harness ..... Motor	Ledningsmatta ..... Motor	1)	5
	(3515743)	1	-	-	-	-	SP	Cable harness ..... Motor	Ledningsmatta ..... Motor	2) REPL 1PCS 3515886-4, 1PCS 3523258-6.	5
2	1356451-3	1	-	-	-	-		Cable harness, l.h. ..... Wheel housing	Ledningsmatta, v ..... Hjulhus	-1986	6
	1396371-5	1	-	-	-	-		Cable harness, l.h. ..... Wheel housing	Ledningsmatta, v ..... Hjulhus	1987	5
	3515668-6	1	-	-	-	-		Cable harness, l.h. ..... Wheel housing	Ledningsmatta, v ..... Hjulhus	1)	5
	3515622-3	1	-	-	-	-		Cable harness, l.h. ..... Wheel housing	Ledningsmatta, v ..... Hjulhus	2) -1989	5
	1363621-2	1	-	-	-	-		Cable harness, l.h. ..... Wheel housing	Ledningsmatta, v ..... Hjulhus	1990-	5
	1356457-0	1	-	-	-	-		Cable harness, r.h. ..... Wheel housing	Ledningsmatta, h ..... Hjulhus	-1986	6
	1396112-3	1	-	-	-	-		Cable harness, r.h. ..... Wheel housing	Ledningsmatta, h ..... Hjulhus	1987	5
	3510480-1	1	-	-	-	-		Cable harness, r.h. ..... Wheel housing	Ledningsmatta, h ..... Hjulhus	1)	5
	3515777-5	1	-	-	-	-		Cable harness, r.h. ..... Wheel housing	Ledningsmatta, h ..... Hjulhus	2) -1989	5
	3523715-5	1	-	-	-	-		Cable harness, r.h. ..... Wheel housing	Ledningsmatta, h ..... Hjulhus	1990-	5
3		1	-	-	-	-	NS	Cable harness ..... Radiator fan	Ledningsmatta ..... Kylarfläkt		
4	3515531-6	1	-	-	-	-		Cable harness compressor-rec.drier	Ledningsmatta kompressor-torkare	-1986	5
	1363168-4	1	-	-	-	-		Cable harness ..... Compressor Receiver drier	Ledningsmatta ..... Kompressor Torkare	1987-	5
5	1363482-9	1	-	-	-	-		Cable harness ..... auxiliary light	Ledningsmatta ..... extraljus	(1308758)	5
6	1215278-1	1	-	-	-	-		Earth cable alternator-earth	Stomledning generator-jord	ALTER 1	3
☆	3544341-5	1	-	-	-	-		Earth cable alternator-earth	Stomledning generator-jord	ALTER 2	3

1) CH -6499.
2) CH 6793-



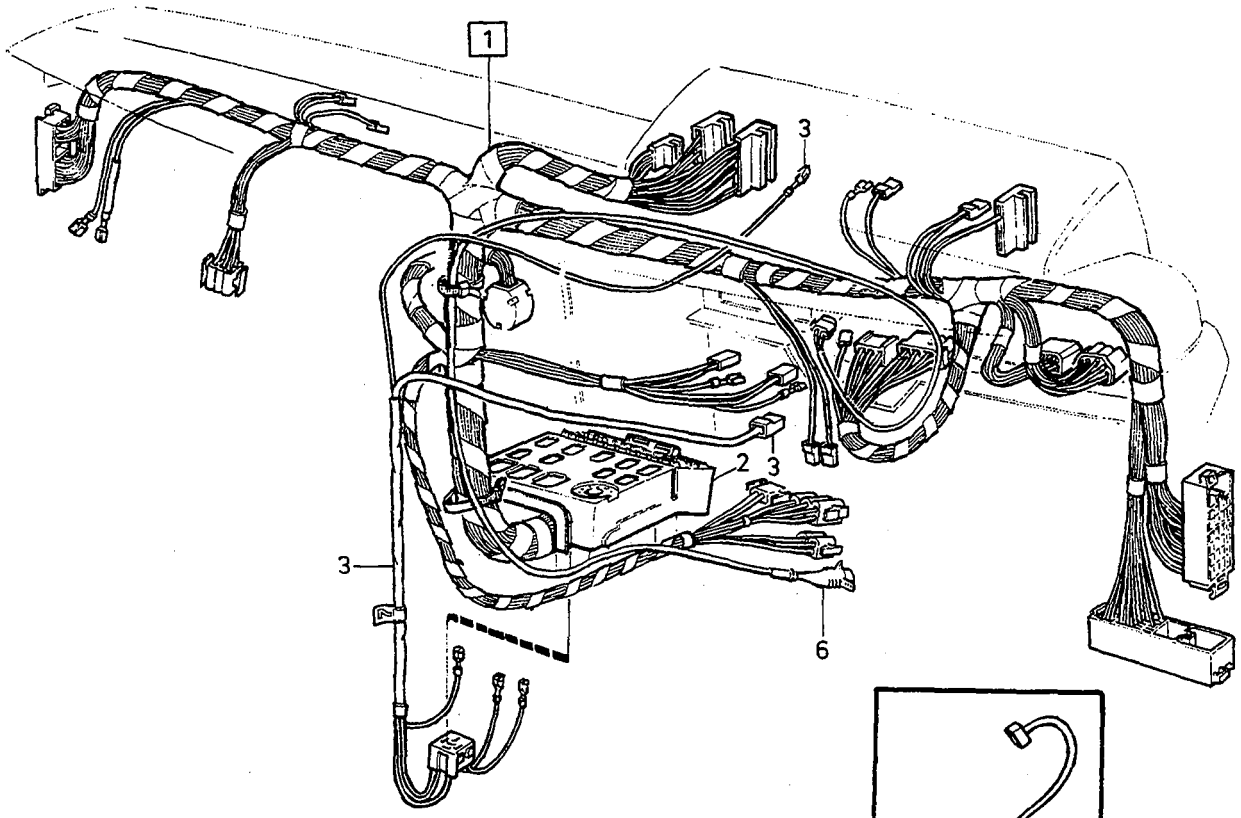

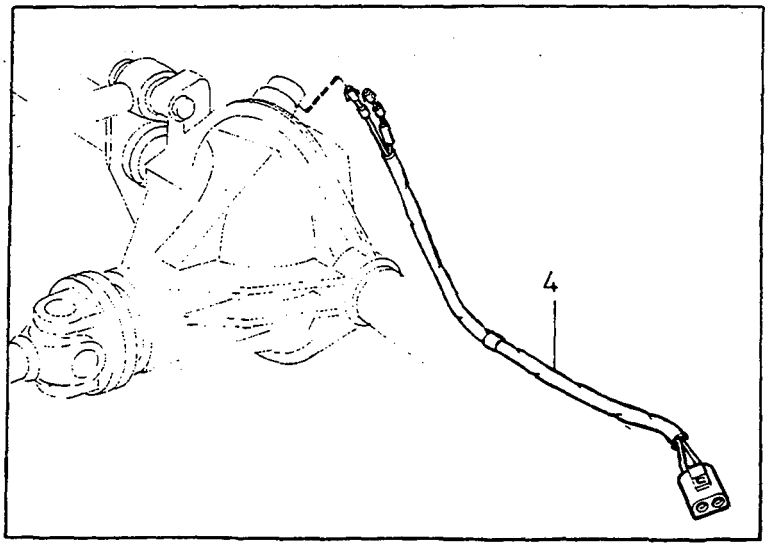

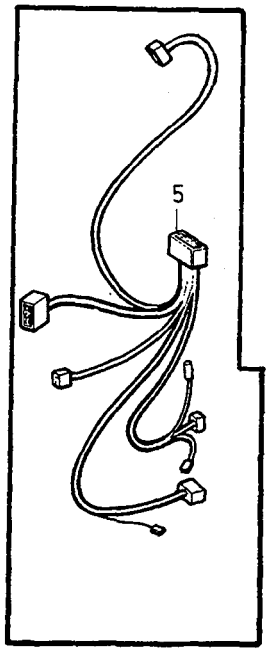

VOLVO
Genuine Parts
PV370 46627

A
B
C
D
E

CABLE HARNESS DASHBOARD — LEDNINGSMATTA INSTRUMENTBRÄDA

Group / Grupp 37

Page / Sida 479

Fig	Part No. Artikel nr	Quantity / Antal A	B	C	D	E	PS	Description	Benämning	Notes Anmärkning	SR
1	1396372-3	1	-	-	-	-		Cable harness ..... Dashboard	Ledningsmatta ..... Instrumentbräda	B200ET -1987	5
	3515665-2	1	-	-	-	-		Cable harness ..... Dashboard	Ledningsmatta ..... Instrumentbräda	1) B200ET	5
	1376391-7	1	-	-	-	-		Cable harness ..... Dashboard	Ledningsmatta ..... Instrumentbräda	D24TIC -1986	5
	1396370-7	1	-	-	-	-		Cable harness ..... Dashboard	Ledningsmatta ..... Instrumentbräda	D24TIC -1987	5
	3515667-8	1	-	-	-	-		Cable harness ..... Dashboard	Ledningsmatta ..... Instrumentbräda	1) D24TIC	5
	3515621-5	1	-	-	-	-		Cable harness ..... Dashboard	Ledningsmatta ..... Instrumentbräda	2) -1989 D24TIC	5
	3515969-8	1	-	-	-	-		Cable harness ..... Dashboard	Ledningsmatta ..... Instrumentbräda	1990- D24TIC	5
	1396091-9	1	-	-	-	-		Cable harness ..... Dashboard	Ledningsmatta ..... Instrumentbräda	B280E,B280F -1987	5
	3515669-4	1	-	-	-	-		Cable harness ..... Dashboard	Ledningsmatta ..... Instrumentbräda	1) B280E, B280F	5
	3515625-6	1	-	-	-	-		Cable harness ..... Dashboard	Ledningsmatta ..... Instrumentbräda	2) -1989 B280F EXC (J)	5
	3515968-0	1	-	-	-	-		Cable harness ..... Dashboard	Ledningsmatta ..... Instrumentbräda	1990- B280F EXC (J)	5
	3515671-0	1	-	-	-	-		Cable harness ..... Dashboard	Ledningsmatta ..... Instrumentbräda	1) B280F (J)	5
	3515623-1	1	-	-	-	-		Cable harness ..... Dashboard	Ledningsmatta ..... Instrumentbräda	2) -1989 B280F (J).	5
	3515967-2	1	-	-	-	-		Cable harness ..... Dashboard	Ledningsmatta ..... Instrumentbräda	-1990 B280F (J).	5
	3544095-7	1	-	-	-	-		Cable harness ..... Dashboard	Ledningsmatta ..... Instrumentbräda	1991- B280F (J).	5
	3523844-3	1	-	-	-	-		Cable harness ..... Dashboard	Ledningsmatta ..... Instrumentbräda	B204GT	5
	1363197-3	1	-	-	-	-		Cable harness ..... Dashboard doors Bottom rail	Ledningsmatta ..... Instrumentbräda dörrar Bottensvällare	-1987	5
	3515678-5	1	-	-	-	-		Cable harness ..... Dashboard doors	Ledningsmatta ..... Instrumentbräda dörrar	-1989 (3515674)	5
	1363625-3	1	-	-	-	-		Cable harness ..... Dashboard doors	Ledningsmatta ..... Instrumentbräda dörrar	1990-	5
2		1	-	-	-	-		Electrical distribut.unit	Elcentral	SEE 37 • 517	
3		1	-	-	-	-	NS	Cable harness ..... Dashboard auxiliary light	Ledningsmatta ..... Instrumentbräda extraljus		
4		1	-	-	-	-	NS	Cable harness ..... Speedometer rear axle	Ledningsmatta ..... Hastighetsmätare bakaxel	1) SEE 46 • 693	
		1	-	-	-	-		Cable harness ..... Speedometer rear axle	Ledningsmatta ..... Hastighetsmätare bakaxel	2) SEE 37 • 481	
5	1396340-0	1	-	-	-	-		Cable harness cruise control ..	Ledningsmatta konstantfarthållare	D24TIC, B200ET	5
	1396341-8	1	-	-	-	-		Cable harness cruise control ..	Ledningsmatta konstantfarthållare	D24TIC, B200ET	5
		-	-	-	-	-		pneumatic control	pneumatisk kontroll		
☆ 6	9130001-2	1	-	-	-	-		Ignition cable ..... " AIRBAG "	Tändledning ..... " AIRBAG "		5

1) CH -6499.
2) CH 6793-

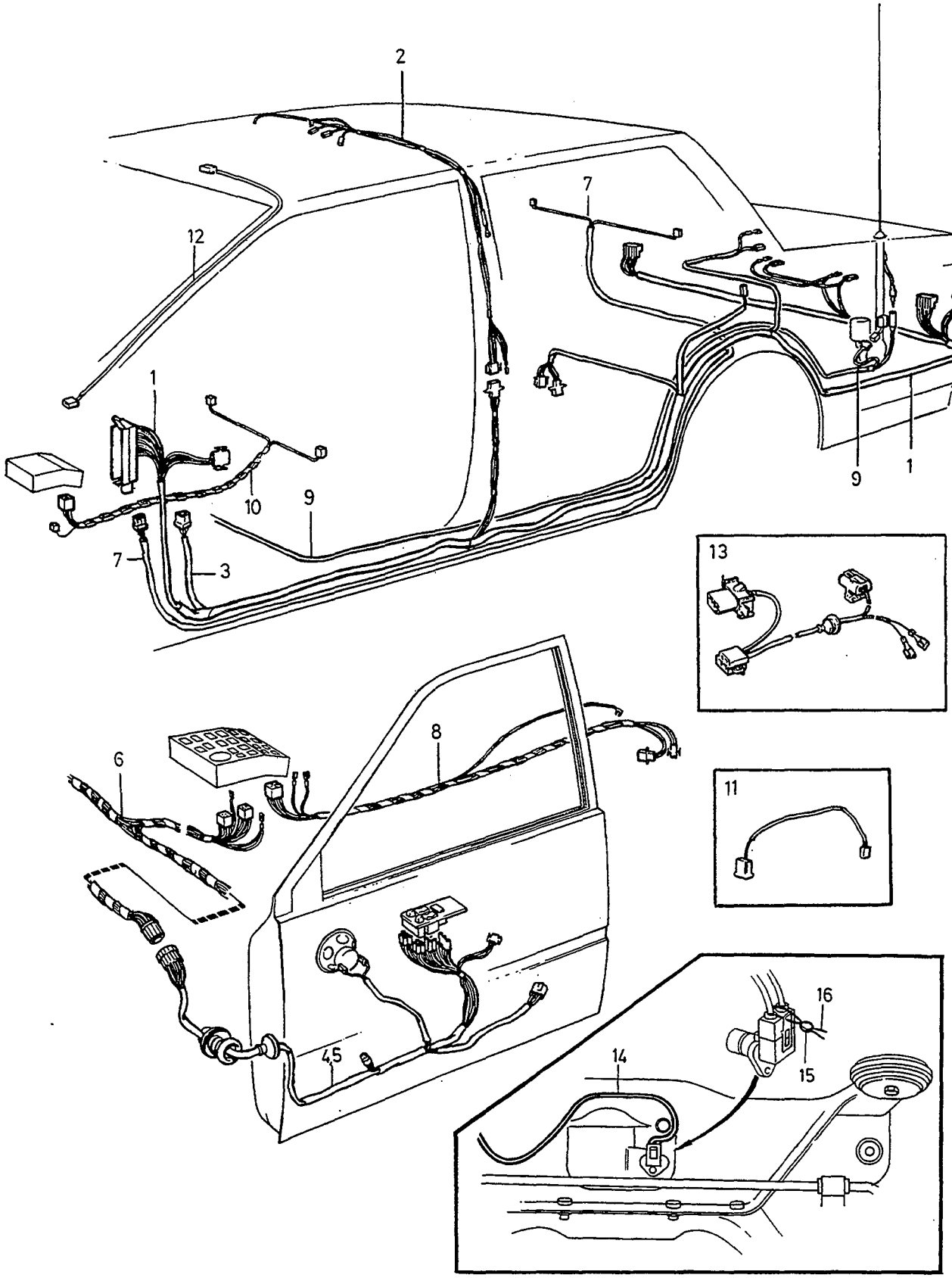

VOLVO
Genuine Parts
PV370 49730

A
B
C
D
E

CABLE HARNESS BOTTOM RAIL CABIN — LEDNINGSMATTA BOTTENSVÄLLARE KUPE

Group / Grupp 37

Page / Sida 481

Fig	Part No. / Artikel nr	Quantity / Antal A	B	C	D	E	PS	Description	Benämning	Notes / Anmärkning	SR
1	1356455-4	1	-	-	-	-		Cable harness ..... Bottom rail	Ledningsmatta ..... Bottensvällare	-1986	6
	1396103-2	1	-	-	-	-		Cable harness ..... Bottom rail	Ledningsmatta ..... Bottensvällare	1987	5
	3515670-2	1	-	-	-	-		Cable harness ..... Bottom rail	Ledningsmatta ..... Bottensvällare	1)	5
	3515673-6	1	-	-	-	-		Cable harness ..... Bottom rail	Ledningsmatta ..... Bottensvällare	1) (J)	5
	3515783-3	1	-	-	-	-		Cable harness ..... Bottom rail	Ledningsmatta ..... Bottensvällare	2) -1989	5
	1363627-9	1	-	-	-	-		Cable harness ..... Bottom rail	Ledningsmatta ..... Bottensvällare	-1990	5
	3544104-7	1	-	-	-	-		Cable harness ..... Bottom rail	Ledningsmatta ..... Bottensvällare	1991-	5
2		1	-	-	-	-	NS	Cable harness ..... Interior lamp	Ledningsmatta ..... Innerlampa		
3	1396119-8	1	-	-	-	-		Cable harness interior light	Ledningsmatta innerbelysning	-1987	5
	3544105-4	1	-	-	-	-		Cable harness interior light	Ledningsmatta innerbelysning	1991-	5
4	1356453-9	1	-	-	-	-		Cable harness drivers door	Ledningsmatta förardörr	-1987	6
	1362946-4	1	-	-	-	-		Cable harness drivers door	Ledningsmatta förardörr	1)	5
	3515679-3	1	-	-	-	-		Cable harness drivers door	Ledningsmatta förardörr	2)	5
5	1376054-1	1	-	-	-	-		Cable harness passangers door	Ledningsmatta passagerardörr	-1987	6
	1362947-2	1	-	-	-	-		Cable harness passangers door	Ledningsmatta passagerardörr	1)	5
	3515821-1	1	-	-	-	-		Cable harness passangers door	Ledningsmatta passagerardörr	2)	5
6	1362249-3	1	-	-	-	-		Cable harness dashboard-door	Ledningsmatta instrumentbräda-dörr	-1986	5
	1363197-3	1	-	-	-	-		Cable harness dashboard-door	Ledningsmatta instrumentbräda-dörr	1987-	5
7	1129469-1	1	-	-	-	-		Cable harness ..... Loudspeaker rear	Ledningsmatta ..... Högtalare bakre		3
8	1347374-9	1	-	-	-	-		Cable harness ..... Overdrive	Ledningsmatta ..... Överväxel	-1987 MAN.TRANS M46	5
	3523754-4	1	-	-	-	-		Cable harness ..... Overdrive	Ledningsmatta ..... Överväxel	1988- MAN.TRANS M46	5
9	1258180-7	1	-	-	-	-		Cable harness ..... Antenna	Ledningsmatta ..... Antenn	-1989 (1258178)	5
	3523625-6	1	-	-	-	-		Antenna cable without interfer. suppr.	Antennledning utan avstörning	1990-	5
☆	3544459-5	1	-	-	-	-		Antenna cable with interfer. suppr.	Antennledning med avstörning	1990-	5
10	1396404-4	1	-	-	-	-		Cable harness front seatbelt ...	Ledningsmatta säkerhetsbälte främre	-1987 W/O AIRBAG	6
	3510482-7	1	-	-	-	-		Cable harness front seatbelt ...	Ledningsmatta säkerhetsbälte främre	1988-1989 W/O AIRBAG	5
	3510142-7	1	-	-	-	-		Cable harness front seatbelt ... " AIRBAG "	Ledningsmatta säkerhetsbälte främre ..... " AIRBAG "	LG 1900mm	5
	3510143-5	1	-	-	-	-		Cable harness front seatbelt ... " AIRBAG "	Ledningsmatta säkerhetsbälte främre ..... " AIRBAG "	LG 2500mm	5
11	1323359-8	1	-	-	-	-		Cable harness cruise control ..	Ledningsmatta konstantfarthållare	MAN.TRANS	5
12	1307016-4	1	-	-	-	-		Cable harness ..... Roof hatch	Ledningsmatta ..... Taklucka	-1987	3
	3523190-1	1	-	-	-	-		Cable harness ..... Roof hatch	Ledningsmatta ..... Taklucka	(1363274)	6
	3523190-1	1	-	-	-	-		Cable harness ..... Roof hatch	Ledningsmatta ..... Taklucka	1991-	6
13	3515037-4	1	-	-	-	-		Cable harness door switch	Ledningsmatta dörrkontakt	R.H.	5

1) CH -6499.
2) CH 6793-

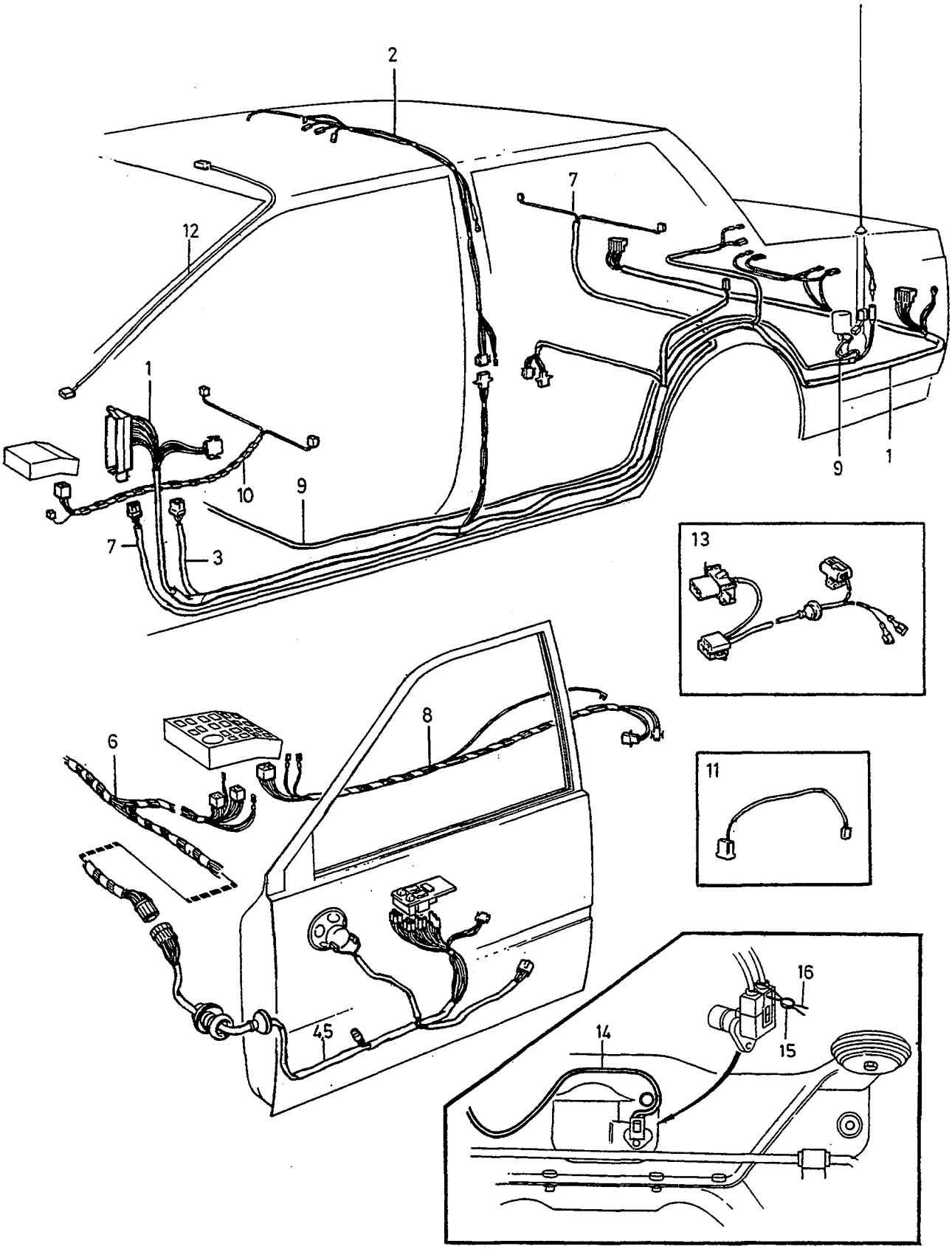

VOLVO
Genuine Parts
PV370 49730

A
B
C
D
E

CABLE HARNESS BOTTOM RAIL CABIN — LEDNINGSMATTA BOTTENSVÄLLARE KUPE

Group / Grupp 37

Page / Sida 483

	Fig	Part No. / Artikel nr	Quantity / Antal A	B	C	D	E	PS	Description	Benämning	Notes / Anmärkning	SR
☆	14	3544190-6	1	-	-	-	-		Cable harness ..... Speedometer rear axle	Ledningsmatta ..... Hastighetsmätare bakaxel	2) (1398985)	5
	15	9985962-1	1	-	-	-	-		Seal	Plomb		6
	16	9985963-9	X	-	-	-	-		Sealing wire	Plomberingstråd	LG 140mm	6

2) CH 6793-

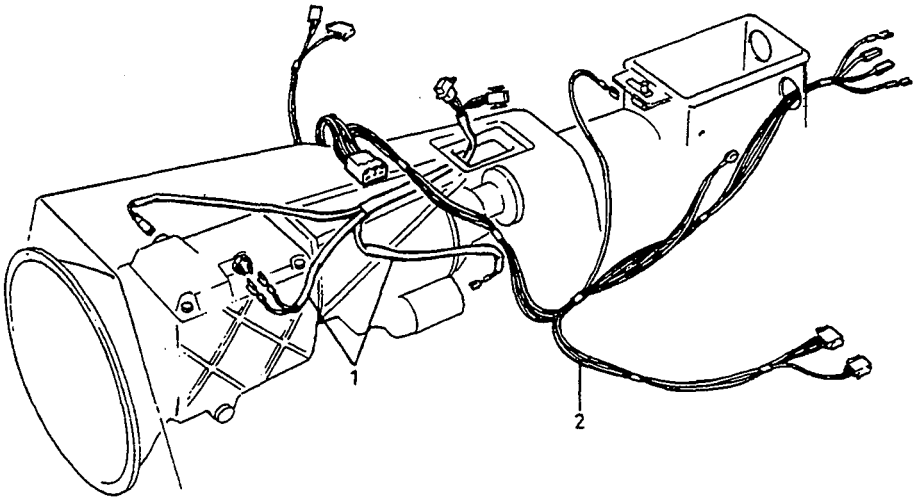
1
2

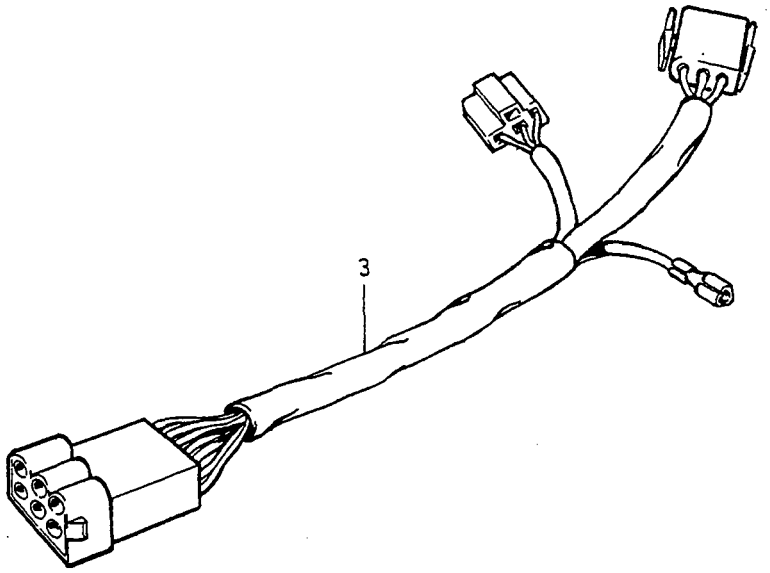
3

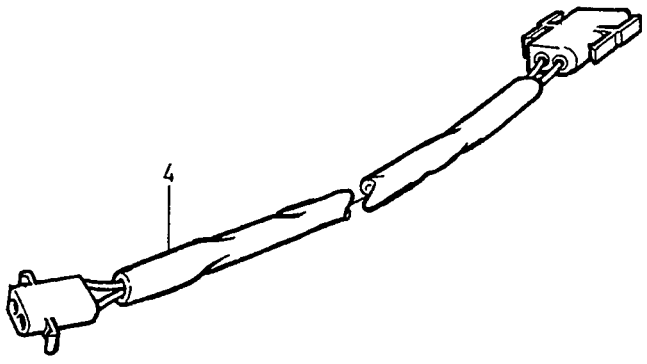
4

A
B
C
D
E

CABLE HARNESS GEARBOX-TUNNEL LEDNINGSMATTA VÄXELLÅDA-TUNNEL

Group / Grupp 37

Page / Sida 485

Fig	Part No. / Artikel nr	Quantity / Antal A	B	C	D	E	PS	Description	Benämning	Notes / Anmärkning	SR
1	1363707-9	1	-	-	-	-		Cable harness ..... Overdrive	Ledningsmatta ..... Överväxel	-1987 MAN.TRANS M46 (1362625)	5
	3523753-6	1	-	-	-	-		Cable harness ..... Overdrive	Ledningsmatta ..... Överväxel	1988- MAN.TRANS M46 (1362944)	5
2	1324481-9	1	-	-	-	-		Cable harness ..... Tunnel 2 heated seats	Ledningsmatta ..... Tunnel 2 uppvärmda stolar	-1987	5
	1363278-1	1	-	-	-	-		Cable harness ..... Tunnel 2 heated seats	Ledningsmatta ..... Tunnel 2 uppvärmda stolar	-1990	5
	3544273-0	1	-	-	-	-		Cable harness ..... Tunnel 2 heated seats	Ledningsmatta ..... Tunnel 2 uppvärmda stolar	1991-	5
	3510484-3	1	-	-	-	-		Cable harness power driver's seat	Ledningsmatta motordriven förarstol		5
3		1	-	-	-	-		Cable harness seat heating unit	Ledningsmatta stolsuppvärmning	SEE 85•921	
4		1	-	-	-	-		Cable harness power driver's seat	Ledningsmatta motordriven förarstol	SEE 85•925	

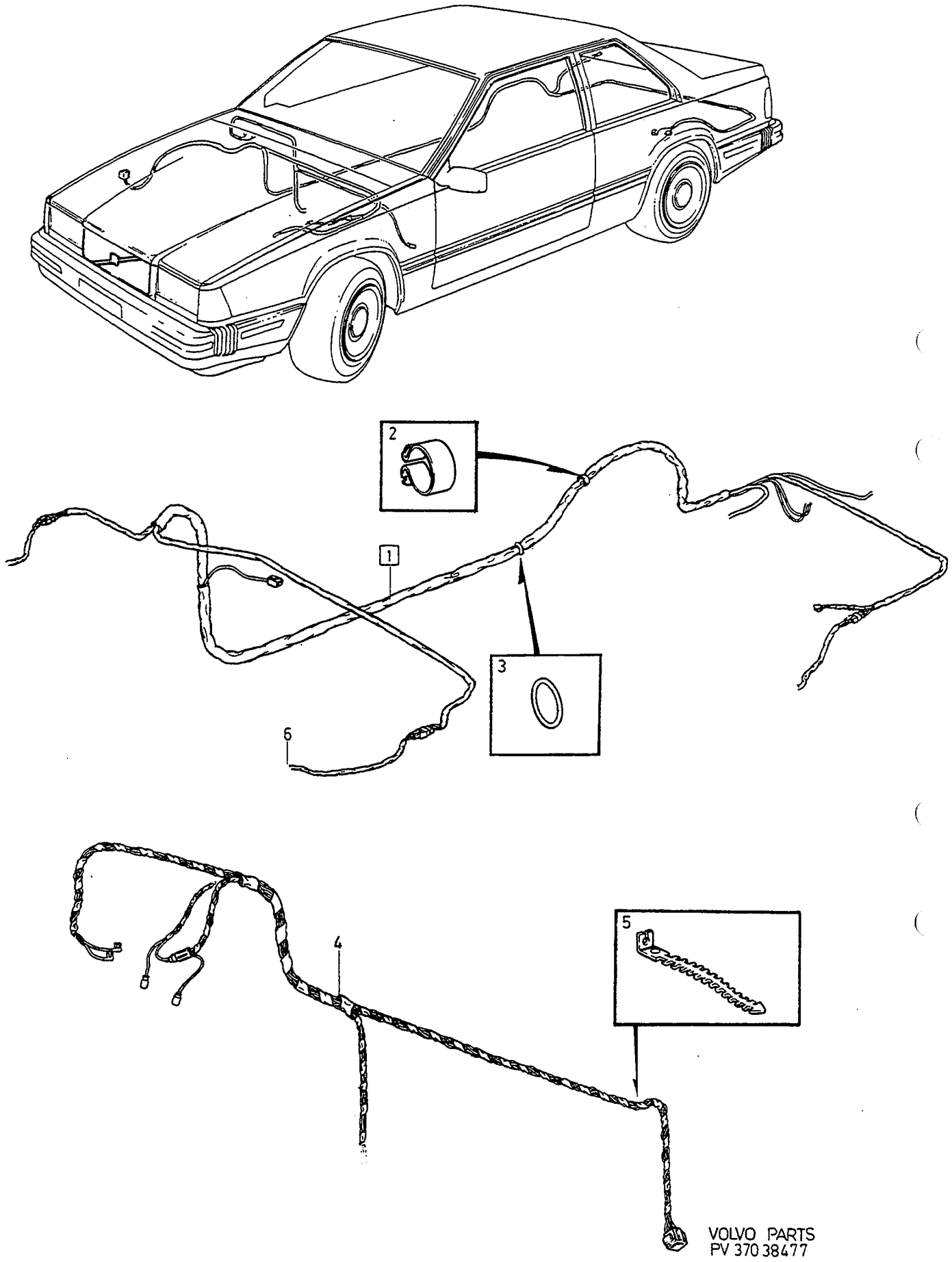

VOLVO PARTS
PV 370 38477

A		CABLE HARNESS	LEDNINGSMATTA	Group Grupp 37
B				
C				
D				Page Sida 487
E		ABS		

Fig	Part No. Artikel nr	Quantity / Antal A	B	C	D	E	PS	Description	Benämning	Notes Anmärkning	SR
1	1363799-6	1	-	-	-	-		Cable harness	Ledningsmatta	(1363703) -1987	5
2	1323157-6	2	-	-	-	-		Clip	Clips		2
3	949659-7	1	-	-	-	-		O-ring	O-ring		2
4	1324793-7	1	-	-	-	-		Cable harness	Ledningsmatta	-1986	5
								Dashboard	Instrumentbräda		
	1363523-0	1	-	-	-	-		Cable harness	Ledningsmatta	-1987	5
								Dashboard	Instrumentbräda		
5	969019-9	1	-	-	-	-		Strip clamp	Bandklamma	(968333)	2
6		2	-	-	-	-		Cable	Ledning	SEE 38•559	
								Sensor	Givare		

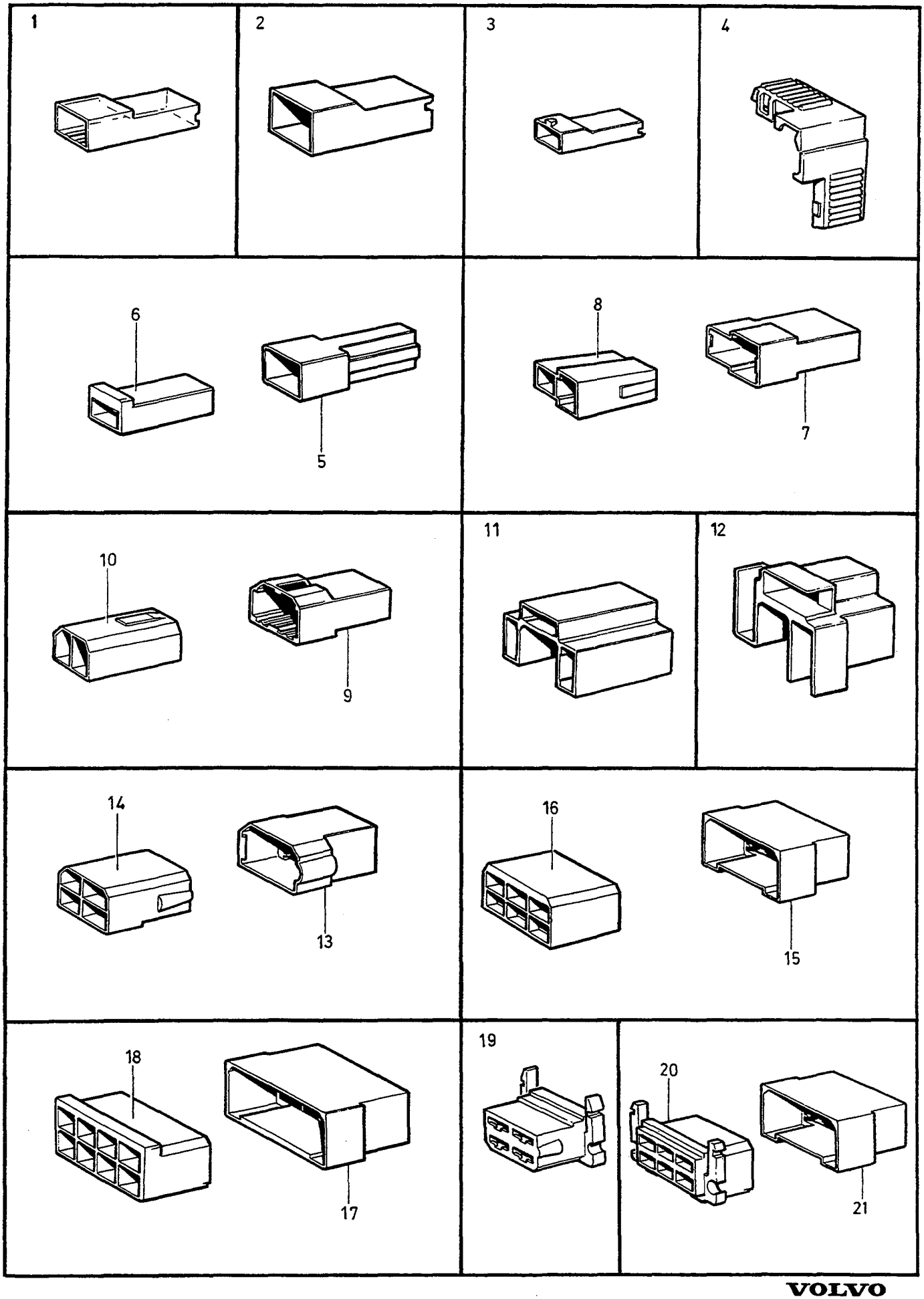

VOLVO
Genuine Parts
PV 371 53710

A		INSULATORS TAB	ISOLATORER FLATSTIFT	Group Grupp 37
B				
C				
D				Page Sida 489
E				

Fig	Part No. Artikel nr	Quantity / Antal A	B	C	D	E	PS	Description	Benämning	Notes Anmärkning	SR
1	949597-9	X	-	-	-	-		Receptacle housing	Hylsisolator	1-POLE	1
2	943511-6	X	-	-	-	-		Receptacle housing	Hylsisolator	1-POLE	4
3	947848-8	X	-	-	-	-		Receptacle housing	Hylsisolator	1-POLE	2
4	944221-1	X	-	-	-	-		Receptacle housing	Hylsisolator	1-POLE	3
5	964195-2	X	-	-	-	-		Tab housing	Stiftisolator	1-POLE	2
6	964196-0	X	-	-	-	-		Receptacle housing	Hylsisolator	1-POLE	2
7	964166-3	X	-	-	-	-		Tab housing	Stiftisolator	2-POLE	2
8	964167-1	X	-	-	-	-		Receptacle housing	Hylsisolator	2-POLE	5
9	1212856-7	X	-	-	-	-		Tab housing	Stiftisolator	2-POLE	2
10	1212857-5	X	-	-	-	-		Receptacle housing	Hylsisolator	2-POLE	2
11	958211-5	X	-	-	-	-		Receptacle housing black	Hylsisolator svart	3-POLE	2
12	945759-9	X	-	-	-	-		Receptacle housing	Hylsisolator	3-POLE	3
13	948855-2	X	-	-	-	-		Tab housing	Stiftisolator	4-POLE	3
14	948856-0	X	-	-	-	-		Receptacle housing	Hylsisolator	4-POLE	2
15	964197-8	X	-	-	-	-		Tab housing	Stiftisolator	6-POLE	2
16	964198-6	X	-	-	-	-		Receptacle housing	Hylsisolator	6-POLE	2
17	948857-8	X	-	-	-	-		Tab housing	Stiftisolator	8-POLE	3
18	944076-9	X	-	-	-	-		Receptacle housing	Hylsisolator	8-POLE	2
19	948305-8	X	-	-	-	-		Receptacle housing black	Hylsisolator svart	4-POLE	2
☆ 20	975303-9	X	-	-	-	-		Socket housing black	Hylsisolator svart	(958215)	2
21	964197-8	X	-	-	-	-		Tab housing uncoloured	Stiftisolator ofärgad	6-POLE	2

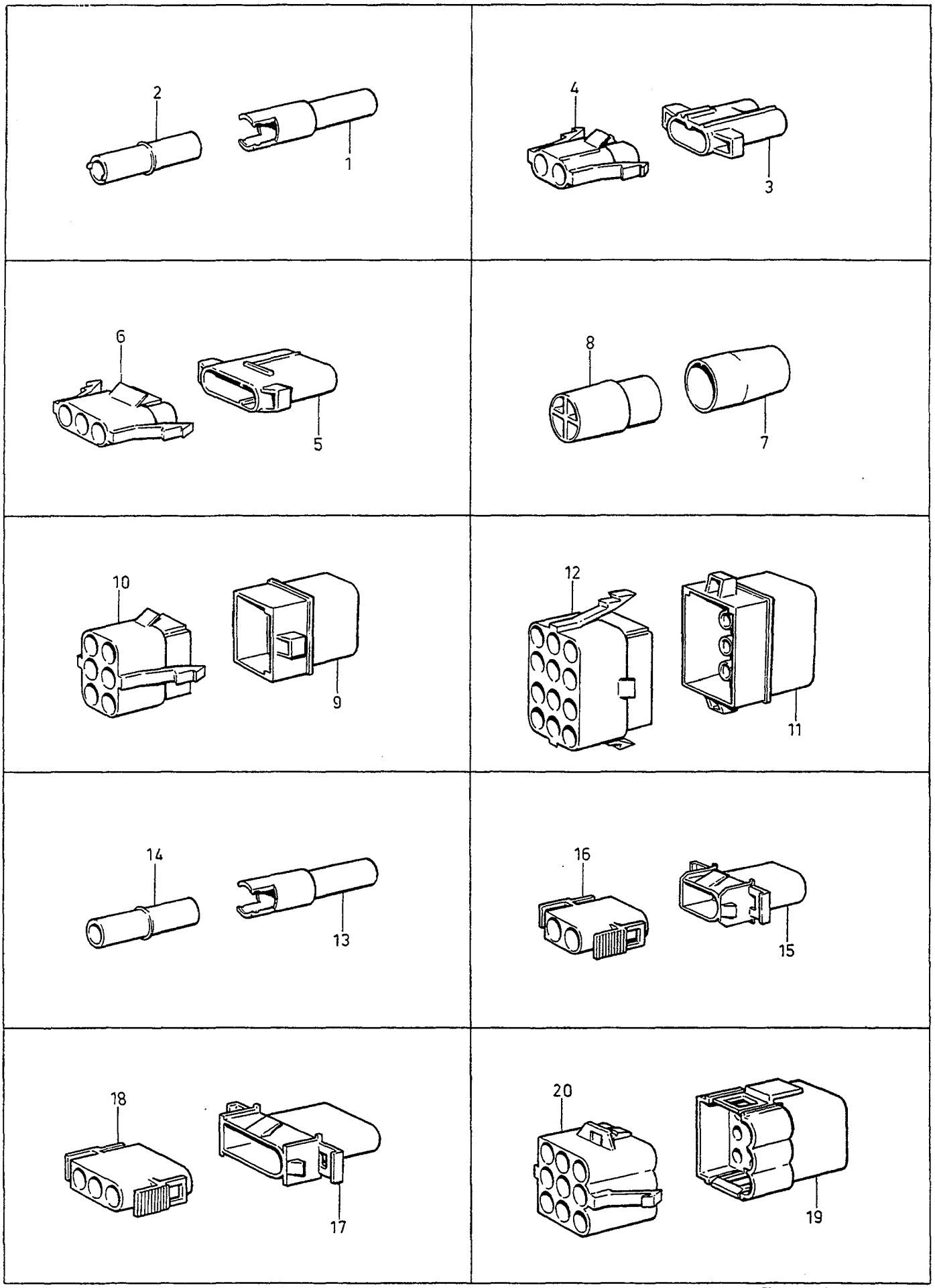

VOLVO
Genuine Parts
PV371 46926

A
B
C
D
E

INSULATORS
PIN

ISOLATORER
RUNDSTIFT

Group
Grupp
37

Page
Sida
491

Fig	Part No. Artikel nr	Quantity / Antal A	B	C	D	E	P S	Description	Benämning	Notes Anmärkning	S R
		-	-	-	-	-		Insulators pin	Isolatorer rundstift	O.DIA 2,1mm	
1	946076-7	X	-	-	-	-		Pin housing	Stiftisolator		3
2	946077-5	X	-	-	-	-		Socket housing	Hylsisolator		2
3	944223-7	X	-	-	-	-		Pin housing	Stiftisolator	2-POLE	3
4	944224-5	X	-	-	-	-		Socket housing	Hylsisolator	2-POLE	2
5	944225-2	X	-	-	-	-		Pin housing	Stiftisolator	3-POLE	3
6	944226-0	X	-	-	-	-		Socket housing	Hylsisolator	3-POLE	2
7	945828-2	X	-	-	-	-		Pin housing	Stiftisolator	4-POLE	3
8	945829-0	X	-	-	-	-		Socket housing	Hylsisolator	4-POLE	3
9	944227-8	X	-	-	-	-		Pin housing	Stiftisolator	6-POLE	3
10	944228-6	X	-	-	-	-		Socket housing	Hylsisolator	6-POLE	2
11	944229-4	X	-	-	-	-		Pin housing	Stiftisolator	12-POLE	3
12	944230-2	X	-	-	-	-		Socket housing	Hylsisolator	12-POLE	2
		-	-	-	-	-		Insulators pin	Isolatorer rundstift	O.DIA 3,5mm	
13	949583-9	X	-	-	-	-		Pin housing	Stiftisolator		3
14	949584-7	X	-	-	-	-		Socket housing	Hylsisolator		2
15	948995-6	X	-	-	-	-		Pin housing	Stiftisolator	2-POLE	3
16	948996-4	X	-	-	-	-		Socket housing	Hylsisolator	2-POLE	2
17	948297-7	X	-	-	-	-		Pin housing	Stiftisolator	3-POLE	3
18	948296-9	X	-	-	-	-		Socket housing	Hylsisolator	3-POLE	4
19	948295-1	X	-	-	-	-		Pin housing	Stiftisolator	9-POLE	3
20	948294-4	X	-	-	-	-		Socket housing	Hylsisolator	9-POLE	2

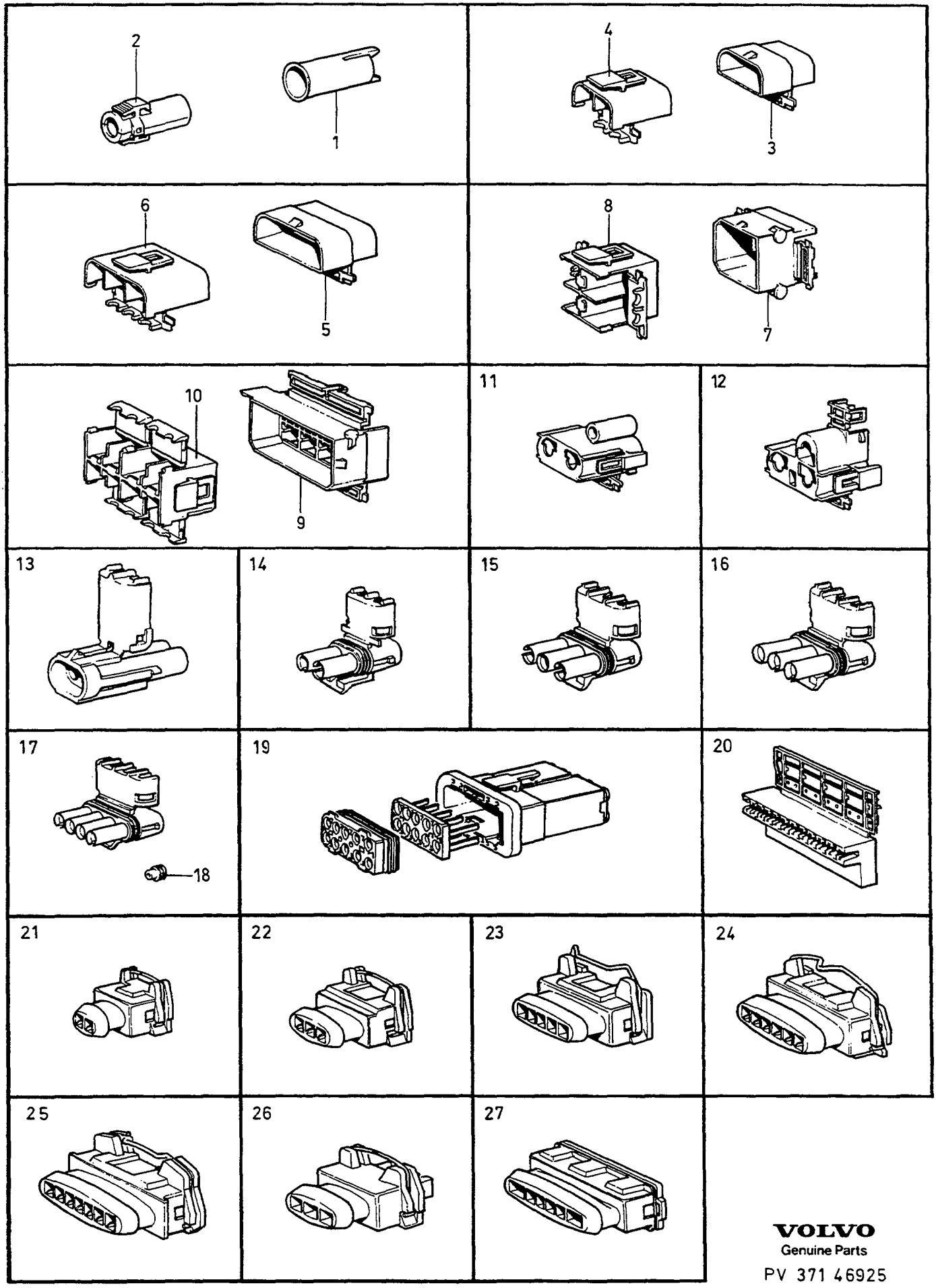

VOLVO
Genuine Parts
PV 371 46925

A
B
C
D
E

CONTACTS KONTAKTDON

Group / Grupp 37

Page / Sida 493

Fig	Part No. Artikel nr	Quantity / Antal A	B	C	D	E	PS	Description	Benämning	Notes Anmärkning	SR
1	1308436-3	X	-	-	-	-		Pin housing	Stiftisolator		2
2	1307035-4	X	-	-	-	-		Socket housing	Hylsisolator		2
3	1307049-5	X	-	-	-	-		Pin housing	Stiftisolator	2-POLE	2
4	1307048-7	X	-	-	-	-		Socket housing	Hylsisolator	2-POLE	2
☆ 5	3523442-6	X	-	-	-	-		Pin housing	Stiftisolator	(1259829), 3-POLE	2
6	1259828-0	X	-	-	-	-		Socket housing	Hylsisolator	3-POLE	2
7	1259831-4	X	-	-	-	-		Pin housing	Stiftisolator	4-POLE	2
8	1259830-6	X	-	-	-	-		Socket housing	Hylsisolator	4-POLE	4
9	966813-8	X	-	-	-	-		Pin housing	Stiftisolator	8-POLE	2
10	966812-0	X	-	-	-	-		Socket housing	Hylsisolator	8-POLE	2
11	1308028-8	X	-	-	-	-		Socket housing	Hylsisolator	1+2-POLE	2
12	1362640-3	X	-	-	-	-		Receptacle housing	Hylsisolator	3-POLE	3
13	1363046-2	X	-	-	-	-		Housing	Isolator		5
14	1348668-3	X	-	-	-	-		Tab housing	Stiftisolator		3
15	1363045-4	X	-	-	-	-		Housing	Isolator		3
16	1347892-0	X	-	-	-	-		Tab housing	Stiftisolator		3
17	967693-3	X	-	-	-	-		Tab housing	Stiftisolator		3
18	967695-8	X	-	-	-	-		Cable seal	Ledningstätning		3
19	1398082-6	X	-	-	-	-		Housing	Isolator		5
20	1307051-1	X	-	-	-	-		Insulator	Isolator	3-POLE	3
	967588-5	X	-	-	-	-		Insulator	Isolator	4-POLE	3
	1259826-4	X	-	-	-	-		Insulator	Isolator	7-POLE	3
	949543-3	X	-	-	-	-		Insulator	Isolator	8-POLE	2
	1307050-3	X	-	-	-	-		Insulator	Isolator	12-POLE	3
21	967712-1	X	-	-	-	-		Receptacle housing	Hylsisolator	2-POLE	3
22	967713-9	X	-	-	-	-		Receptacle housing	Hylsisolator	3-POLE	3
	969029-8	X	-	-	-	-		Receptacle housing	Hylsisolator	4-POLE	3
23	967714-7	X	-	-	-	-		Receptacle housing	Hylsisolator	5-POLE	3
24	967570-3	X	-	-	-	-		Receptacle housing	Hylsisolator	6-POLE	3
25	967715-4	X	-	-	-	-		Receptacle housing	Hylsisolator	7-POLE	3
26	1324582-4	X	-	-	-	-		Receptacle housing with steering	Hylsisolator med styrning	3-POLE	3
27	966664-5	X	-	-	-	-		Receptacle housing	Hylsisolator	4+2-POLE	3

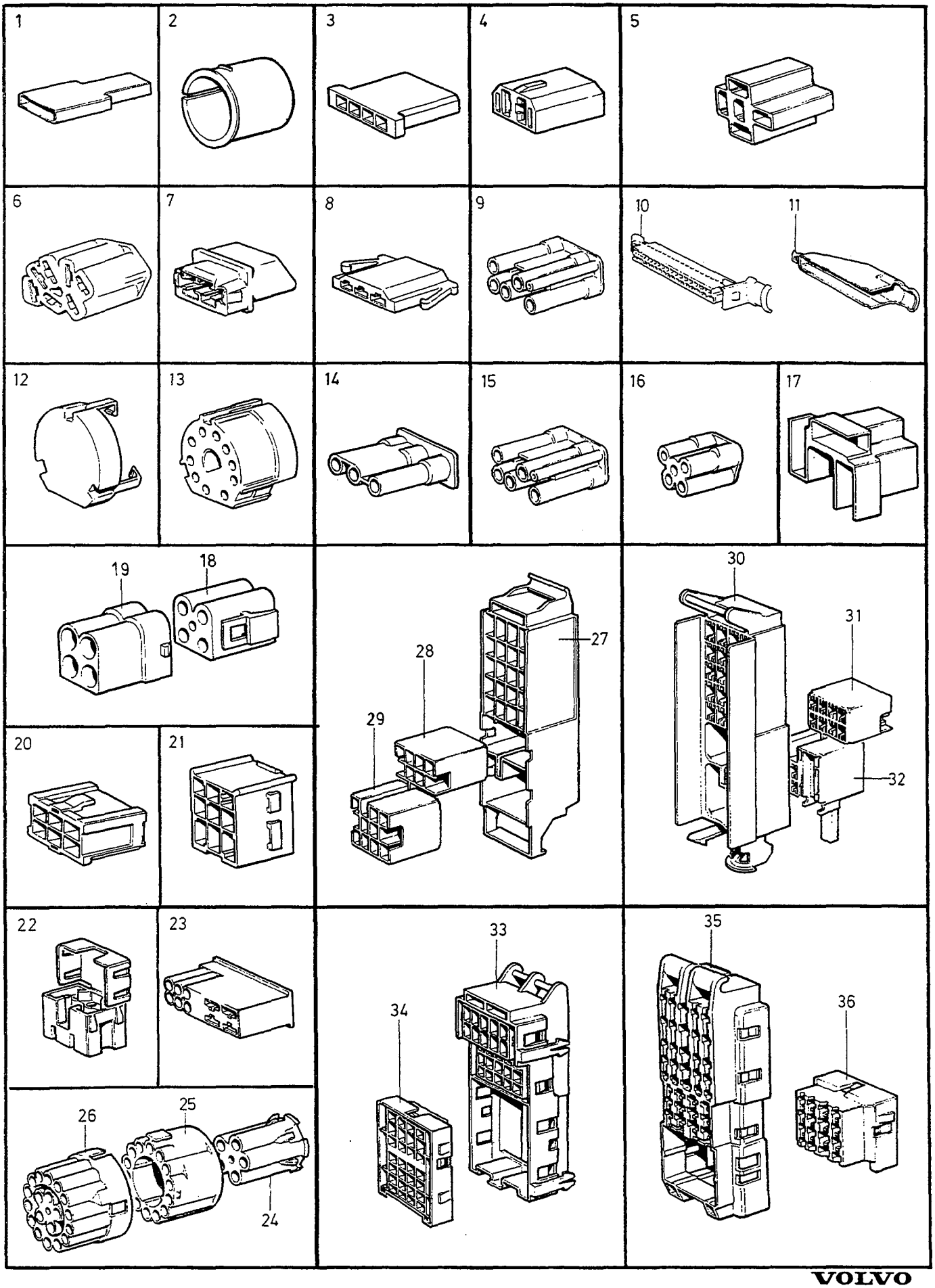

VOLVO
Genuine Parts
PV 371 51033

A
B
C
D
E

CONTACTS
INSULATORS

KONTAKTDON
ISOLATORER

Group
Grupp
37

Page
Sida
495

Fig	Part No. Artikel nr	Quantity / Antal					PS	Description	Benämning	Notes Anmärkning	SR
		A	B	C	D	E					
1	958297-4	X	-	-	-	-		Splice	Skarvhylsa		4
2	1243657-2	X	-	-	-	-		Housing	Isolator		2
3	943685-8	X	-	-	-	-		Receptacle housing	Hylsisolator	2-POLE	2
	943687-4	X	-	-	-	-		Receptacle housing	Hylsisolator	4-POLE	2
4	1324695-4	X	-	-	-	-		Receptacle housing	Hylsisolator	2-POLE	3
5	1214948-0	X	-	-	-	-		Socket housing	Hylsisolator	5-POLE	2
6	1307600-5	X	-	-	-	-		Socket housing	Hylsisolator	7-POLE	3
7	949316-4	X	-	-	-	-		Socket housing	Hylsisolator	6-POLE	2
8	945782-1	X	-	-	-	-		Socket housing	Hylsisolator		2
9	1259389-3	X	-	-	-	-		Socket housing	Hylsisolator	5-POLE	2
10	948912-1	X	-	-	-	-		Housing	Isolator		2
								LAMBDA SOND	LAMBDA SOND		
11	1347807-8	X	-	-	-	-		Protecting casing	Skyddskåpa		2
								LAMBDA SOND	LAMBDA SOND		
12	3523607-4	X	-	-	-	-		Cover	Lock	(1234568)	4
								Starter switch	Startlås		
13	3523606-6	X	-	-	-	-		Socket housing	Hylsisolator	(1212899), 10-POLE	2
								Starter switch	Startlås		
14	1259433-9	X	-	-	-	-		Socket housing	Hylsisolator	3-POLE	2
15	1259389-3	X	-	-	-	-		Socket housing	Hylsisolator		2
16	1308296-1	X	-	-	-	-		Receptacle housing	Hylsisolator	5-POLE	3
17	945759-9	X	-	-	-	-		Receptacle housing	Hylsisolator	3-POLE	3
18	1324339-9	X	-	-	-	-		Socket housing blue	Hylsisolator blå	4-POLE	2
	1307054-5	X	-	-	-	-		Socket housing	Hylsisolator	6-POLE	3
19	1307053-7	X	-	-	-	-		Pin housing	Stiftisolator	4-POLE	2
	1307055-2	X	-	-	-	-		Pin housing	Stiftisolator	6-POLE	3
20	1323801-9	X	-	-	-	-		Socket housing	Hylsisolator	6-POLE	2
								Electrical distribut.unit	Elcentral		
21	1307160-0	X	-	-	-	-		Socket housing	Hylsisolator	9-POLE	2
								Electrical distribut.unit	Elcentral		
22	1376387-5	X	-	-	-	-		Socket housing	Hylsisolator	5-POLE	5
23	1307058-6	X	-	-	-	-		Housing	Isolator	6+4-POLE	3
24	1307852-2	X	-	-	-	-		Receptacle housing	Hylsisolator	5-POLE	3
25	1307057-8	X	-	-	-	-		Receptacle housing	Hylsisolator	14-POLE	3
26	1307056-0	X	-	-	-	-		Pin housing	Stiftisolator	19-POLE	3
27	1323543-7	X	-	-	-	-		Receptacle housing	Hylsisolator	20+8+11-POLE	2
28	1259816-5	X	-	-	-	-		Receptacle housing	Hylsisolator	8-POLE	3
29	1259817-3	X	-	-	-	-		Socket housing	Hylsisolator	11-POLE	2
30	1323541-1	X	-	-	-	-		Tab housing	Stiftisolator	20+11+8-POLE	2
31	1259822-3	X	-	-	-	-		Pin housing	Stiftisolator	8-POLE	3
32	1259823-1	X	-	-	-	-		Pin housing	Stiftisolator	11-POLE	3
33	1362993-6	X	-	-	-	-		Tab housing	Stiftisolator	25-POLE	3
34	1362995-1	X	-	-	-	-		Tab housing	Stiftisolator	28-POLE	3
35	1362989-4	X	-	-	-	-		Receptacle housing	Hylsisolator	37-POLE	3
36	1362991-0	X	-	-	-	-		Receptacle housing	Hylsisolator	16-POLE	3

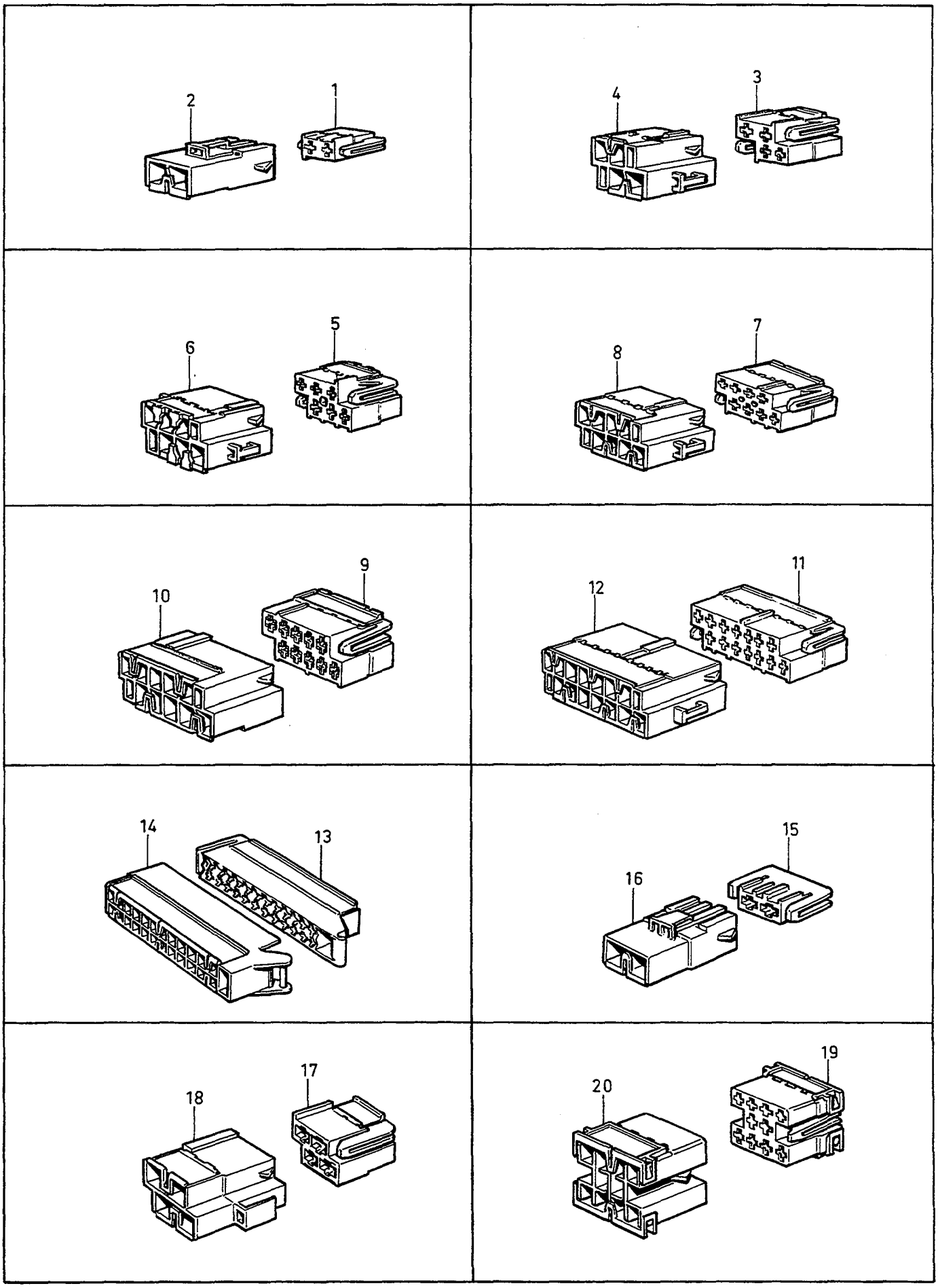

VOLVO
Genuine Parts
PV 371 45954

A
B
C
D
E

CONTACTS KONTAKTDON

Group Grupp 37

Page Sida 497

Fig	Part No. Artikel nr	Quantity / Antal A	B	C	D	E	PS	Description	Benämning	Notes Anmärkning	SR
1	968376-4	X	-	-	-	-		Receptacle housing ..... uncoloured	Hylsisolator ..... ofärgad	2-POLE	3
	968378-0	X	-	-	-	-		Receptacle housing ..... grey	Hylsisolator ..... grå	2-POLE	3
	968380-6	X	-	-	-	-		Receptacle housing ..... black	Hylsisolator ..... svart	2-POLE	3
	968382-2	X	-	-	-	-		Receptacle housing ..... yellow	Hylsisolator ..... gul	2-POLE	3
2	968377-2	X	-	-	-	-		Tab housing ..... uncoloured	Stiftisolator ..... ofärgad	2-POLE	3
	968379-8	X	-	-	-	-		Tab housing ..... grey	Stiftisolator ..... grå	2-POLE	3
	968381-4	X	-	-	-	-		Tab housing ..... black	Stiftisolator ..... svart	2-POLE	3
	968383-0	X	-	-	-	-		Tab housing ..... yellow	Stiftisolator ..... gul	2-POLE	3
3	968384-8	X	-	-	-	-		Receptacle housing ..... uncoloured	Hylsisolator ..... ofärgad	4-POLE	3
	968386-3	X	-	-	-	-		Receptacle housing ..... grey	Hylsisolator ..... grå	4-POLE	3
	968388-9	X	-	-	-	-		Receptacle housing ..... black	Hylsisolator ..... svart	4-POLE	3
	968390-5	X	-	-	-	-		Receptacle housing ..... yellow	Hylsisolator ..... gul	4-POLE	3
4	968385-5	X	-	-	-	-		Tab housing ..... uncoloured	Stiftisolator ..... ofärgad	4-POLE	3
	968387-1	X	-	-	-	-		Tab housing ..... grey	Stiftisolator ..... grå	4-POLE	3
	968389-7	X	-	-	-	-		Tab housing ..... black	Stiftisolator ..... svart	4-POLE	3
	968391-3	X	-	-	-	-		Tab housing ..... yellow	Stiftisolator ..... gul	4-POLE	3
5	968392-1	X	-	-	-	-		Receptacle housing ..... uncoloured	Hylsisolator ..... ofärgad	6-POLE	3
	968394-7	X	-	-	-	-		Receptacle housing ..... grey	Hylsisolator ..... grå	6-POLE	3
	968396-2	X	-	-	-	-		Receptacle housing ..... black	Hylsisolator ..... svart	6-POLE	3
	968398-8	X	-	-	-	-		Receptacle housing ..... yellow	Hylsisolator ..... gul	6-POLE	3
6	968393-9	X	-	-	-	-		Tab housing ..... uncoloured	Stiftisolator ..... ofärgad	6-POLE	3
	968395-4	X	-	-	-	-		Tab housing ..... grey	Stiftisolator ..... grå	6-POLE	3
	968397-0	X	-	-	-	-		Tab housing ..... black	Stiftisolator ..... svart	6-POLE	3
	968399-6	X	-	-	-	-		Tab housing ..... yellow	Stiftisolator ..... gul	6-POLE	3
7	968400-2	X	-	-	-	-		Receptacle housing ..... uncoloured	Hylsisolator ..... ofärgad	8-POLE	3
	968402-8	X	-	-	-	-		Receptacle housing ..... grey	Hylsisolator ..... grå	8-POLE	3
	968404-4	X	-	-	-	-		Receptacle housing ..... black	Hylsisolator ..... svart	8-POLE	3
8	968401-0	X	-	-	-	-		Tab housing ..... uncoloured	Stiftisolator ..... ofärgad	8-POLE	3
	968403-6	X	-	-	-	-		Tab housing ..... grey	Stiftisolator ..... grå	8-POLE	3
	968405-1	X	-	-	-	-		Tab housing ..... black	Stiftisolator ..... svart	8-POLE	3
9	968408-5	X	-	-	-	-		Receptacle housing ..... uncoloured	Hylsisolator ..... ofärgad	10-POLE	3

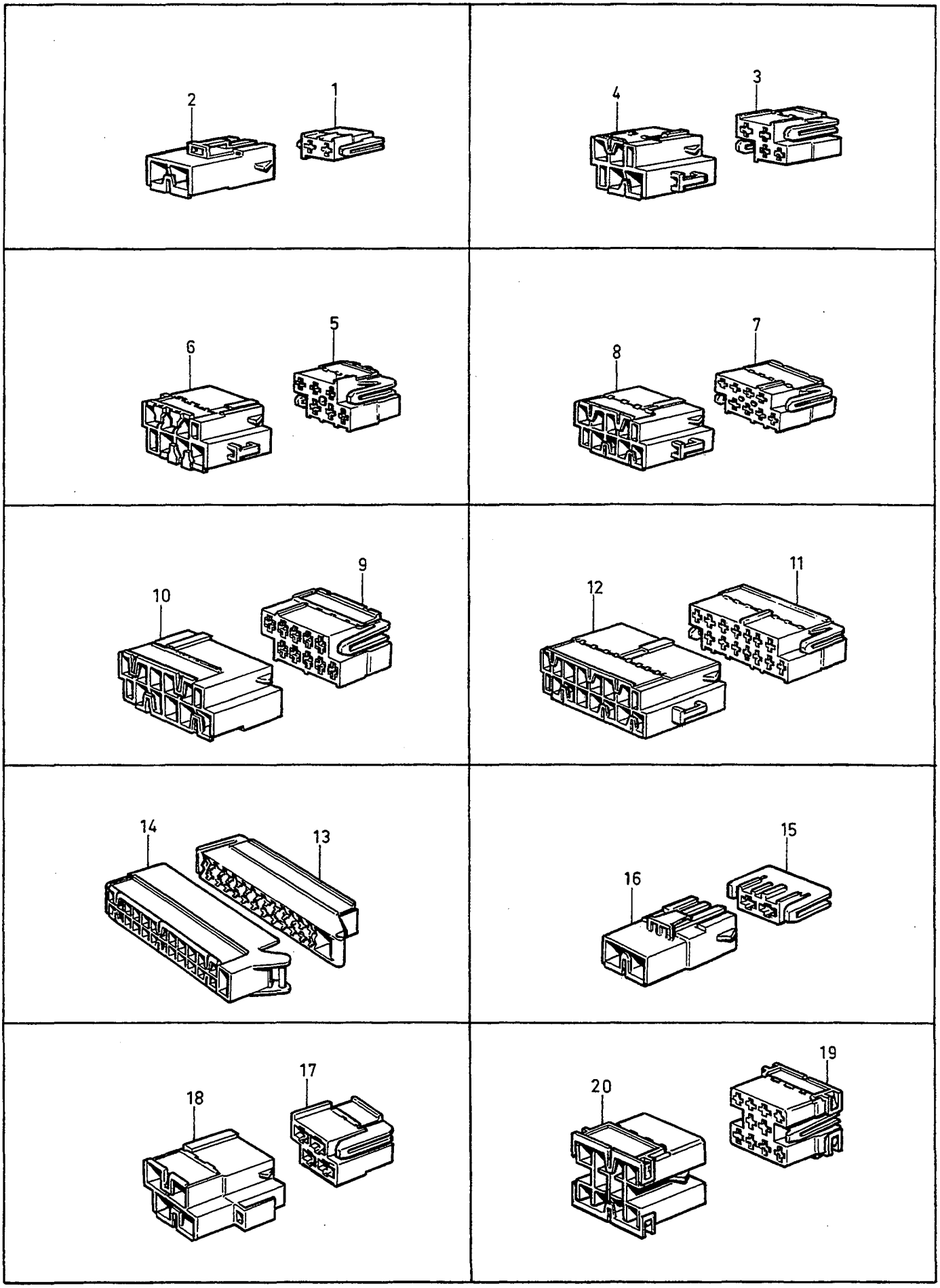

VOLVO
Genuine Parts
PV 371 45954

A
B
C
D
E

CONTACTS KONTAKTDON

Group Grupp 37

Page Sida 499

Fig	Part No. Artikel nr	Quantity / Antal A	B	C	D	E	PS	Description	Benämning	Notes Anmärkning	SR
10	968409-3	X	-	-	-	-		Tab housing ..... uncoloured	Stiftisolator ..... ofärgad	10-POLE	3
11	968410-1	X	-	-	-	-		Receptacle housing ..... black	Hylsisolator ..... svart	14-POLE	3
	974027-5	X	-	-	-	-		Socket housing ..... grey	Hylsisolator ..... grå	14-POLE	3
12	968411-9	X	-	-	-	-		Tab housing ..... black	Stiftisolator ..... svart	14-POLE	3
	974028-3	X	-	-	-	-		Pin housing ..... grey	Stiftisolator ..... grå	14-POLE	3
13	968412-7	X	-	-	-	-		Receptacle housing ..... uncoloured	Hylsisolator ..... ofärgad	24-POLE	3
14	968413-5	X	-	-	-	-		Tab housing ..... uncoloured	Stiftisolator ..... ofärgad	24-POLE	3
15	968584-3	X	-	-	-	-		Receptacle housing ..... uncoloured	Hylsisolator ..... ofärgad	2-POLE	3
	968482-0	X	-	-	-	-		Receptacle housing ..... black	Hylsisolator ..... svart	2-POLE	3
16	969008-2	X	-	-	-	-		Tab housing ..... uncoloured	Stiftisolator ..... ofärgad	2-POLE	3
	968483-8	X	-	-	-	-		Tab housing ..... black	Stiftisolator ..... svart	2-POLE	3
17	968515-7	X	-	-	-	-		Receptacle housing ..... grey	Hylsisolator ..... grå	4-POLE	3
	968484-6	X	-	-	-	-		Receptacle housing ..... black	Hylsisolator ..... svart	4-POLE	3
18	968516-5	X	-	-	-	-		Tab housing ..... grey	Stiftisolator ..... grå	4-POLE	3
	968485-3	X	-	-	-	-		Tab housing ..... black	Stiftisolator ..... svart	4-POLE	3
19	1363787-1	X	-	-	-	-		Receptacle housing ..... white	Hylsisolator ..... vit	10-POLE	3
20	1363788-9	X	-	-	-	-		Tab housing ..... white	Stiftisolator ..... vit	10-POLE	3

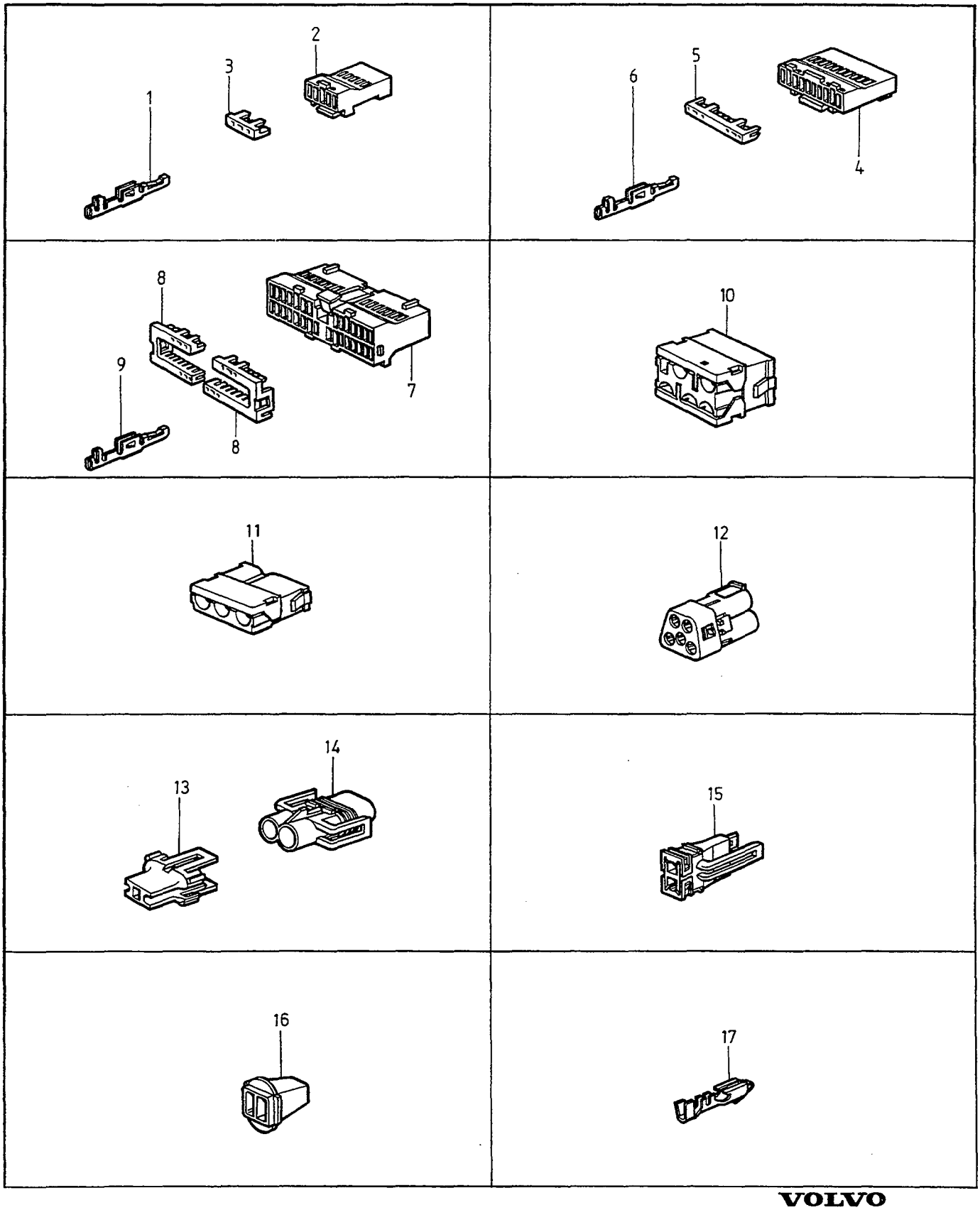
1
2
3
4
5
6
7
8
8
9
10
11
12
13
14
15
16
17

A
B
C
D
E

CONTACTS KONTAKTDON

Group Grupp 37

Page Sida 501

Fig	Part No. Artikel nr	Quantity / Antal A	B	C	D	E	PS	Description	Benämning	Notes Anmärkning	SR
1	968769-0	5	-	-	-	-		Cable terminal	Ledningssko		3
2	968770-8	X	-	-	-	-		Tab housing	Stiftisolator	5-POLE	3
3	968771-6	X	-	-	-	-		Housing retainer	Isolatorhållare	5-POLE	3
4	968772-4	X	-	-	-	-		Tab housing	Stiftisolator	10-POLE	3
5	968773-2	X	-	-	-	-		Housing retainer	Isolatorhållare	10-POLE	3
6	968769-0	10	-	-	-	-		Cable terminal	Ledningssko		3
7	968774-0	X	-	-	-	-		Tab housing	Stiftisolator	30-POLE	3
8	968775-7	X	-	-	-	-		Housing retainer	Isolatorhållare	30-POLE	3
	968776-5	X	-	-	-	-		Housing retainer	Isolatorhållare	30-POLE	3
9	968769-0	30	-	-	-	-		Cable terminal	Ledningssko		3
10	3523819-5	X	-	-	-	-		Socket housing power windows	Hylsisolator elektrisk fönsterhiss	(1363679)	3
11	1363530-5	X	-	-	-	-		Socket housing power windows Rear door	Hylsisolator elektrisk fönsterhiss Bakdörr		3
12	1363524-8	X	-	-	-	-		Socket housing elec. door mirror drivers door	Hylsisolator elbackspegel förardörr	5-POLE	3
	1363525-5	X	-	-	-	-		Socket housing elec. door mirror passangers door	Hylsisolator elbackspegel passagerardörr	5-POLE	3
13	1363965-3	X	-	-	-	-		Housing retainer	Isolatorhållare	2-POLE	3
14	1398143-6	X	-	-	-	-		Socket housing	Hylsisolator	2-POLE	3
15	1363009-0	X	-	-	-	-		Receptacle housing	Hylsisolator	2-POLE	3
16	1363747-5	X	-	-	-	-		Receptacle housing Overdrive	Hylsisolator Överväxel	2-POLE	3
17	1363964-6	X	-	-	-	-		Cable terminal	Ledningssko		3

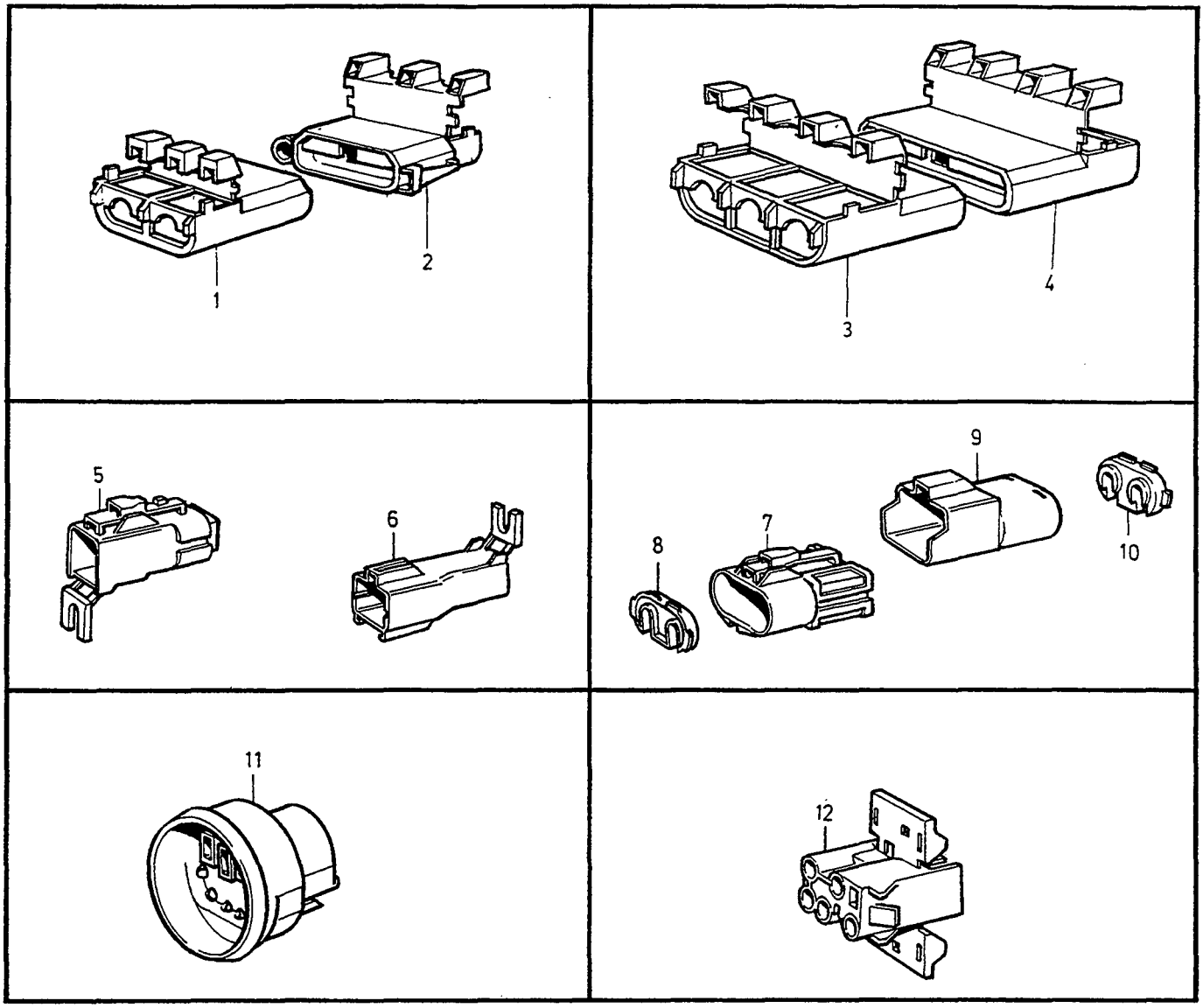
1
2
3
4
5
6
7
8
9
10
11
12

A
B
C
D
E

CONTACTS KONTAKTDON

Group Grupp 37

Page Sida 503

1991-

Fig	Part No. Artikel nr	Quantity / Antal					PS	Description	Benämning	Notes Anmärkning	SR
		A	B	C	D	E					
1	970751-4	X	-	-	-	-		Socket housing brown	Hylsisolator brun	2-POLE	2
	970755-5	X	-	-	-	-		Socket housing black	Hylsisolator svart	2-POLE	2
2	970752-2	X	-	-	-	-		Pin housing brown	Stiftisolator brun	2-POLE	2
	970756-3	X	-	-	-	-		Pin housing black	Stiftisolator svart	2-POLE	2
3	970759-7	X	-	-	-	-		Pin housing brown	Stiftisolator brun	3-POLE	2
	970763-9	X	-	-	-	-		Socket housing black	Hylsisolator svart	3-POLE	2
4	970760-5	X	-	-	-	-		Pin housing brown	Stiftisolator brun	3-POLE	2
	970764-7	X	-	-	-	-		Pin housing black	Stiftisolator svart	3-POLE	2
5	3523484-8	X	-	-	-	-		Socket housing grey	Hylsisolator grå	1-POLE	2
6	3523485-5	X	-	-	-	-		Pin housing grey	Stiftisolator grå	1-POLE	2
7	3523486-3	X	-	-	-	-		Socket housing grey	Hylsisolator grå	2-POLE	2
8	3523558-9	X	-	-	-	-		Housing retainer	Isolatorhållare		2
9	3523487-1	X	-	-	-	-		Pin housing grey	Stiftisolator grå	2-POLE	2
10	3523559-7	X	-	-	-	-		Housing retainer	Isolatorhållare		2
11	1363680-8	X	-	-	-	-		Receptacle housing black	Hylsisolator svart	3-POLE	3
12	3523819-5	X	-	-	-	-		Socket housing uncoloured	Hylsisolator ofärgad	5-POLE	3



VOLVO
Genuine Parts
PV 371 54966

A
B
C
D
E

INSULATOR SLEEVE, HOLDER, RUBBER BUSHINGS, CLAMPS SCREWS NUTS, WASHERS

ISOLATORHÖLJEN, HÅLLARE, GUMMIBUSSNINGAR, KLAMMOR, SKRUVAR, MUTTRAR, BRICKOR

Group / Grupp 37

Page / Sida 505

Fig	Part No. / Artikel nr	Quantity / Antal A	B	C	D	E	PS	Description	Benämning	Notes / Anmärkning	SR
1	1347480-4	X	-	-	-	-		Terminal block	Kopplingsplint		3
2	948911-3	X	-	-	-	-		Housing cover	Isolatorhölje		2
								LAMBDA SOND	LAMBDA SOND		
3	967340-1	X	-	-	-	-		Housing cover	Isolatorhölje	(946642), 2-POLE	4
4	967337-7	X	-	-	-	-		Housing cover	Isolatorhölje	(949913), 3-POLE	4
	967336-9	X	-	-	-	-		Housing cover	Isolatorhölje	4-POLE	4
	967334-4	X	-	-	-	-		Housing cover	Isolatorhölje	(949885), 6-POLE	4
	967333-6	X	-	-	-	-		Housing cover	Isolatorhölje	(949597), 7-POLE	4
5	947590-6	X	-	-	-	-		Housing cover	Isolatorhölje	6-POLE	2
	947594-8	X	-	-	-	-		Housing cover	Isolatorhölje	4+2-POLE	2
6	1324581-6	X	-	-	-	-		Housing cover	Isolatorhölje	I.DIA 5,0mm	4
6a	975285-8	X	-	-	-	-		Housing cover	Isolatorhölje	2-POLE, I.DIA 3,1mm	6
	969349-0	X	-	-	-	-		Housing cover	Isolatorhölje	2-POLE, I.DIA 6,8mm	3
	975286-6	X	-	-	-	-		Housing cover	Isolatorhölje	3-POLE, I.DIA 3,6mm	6
	975287-4	X	-	-	-	-		Housing cover	Isolatorhölje	3-POLE, I.DIA 7,5mm	6
	975288-2	X	-	-	-	-		Housing cover	Isolatorhölje	4-POLE	6
	975289-0	X	-	-	-	-		Housing cover	Isolatorhölje	5-POLE	6
	975290-8	X	-	-	-	-		Housing cover	Isolatorhölje	6-POLE	6
	975291-6	X	-	-	-	-		Housing cover	Isolatorhölje	7-POLE	6
7	346509-3	X	-	-	-	-		Plug	Plugg	A22, B16,5	1
8	1215315-1	X	-	-	-	-		Protecting bushing	Skyddsbussning	I.DIA 4x20mm	5
	1323161-8	X	-	-	-	-		Grommet	Genomföring	I.DIA 10x22mm	3
	1259853-8	X	-	-	-	-		Grommet	Genomföring	I.DIA 8,5x25mm	3
	1324186-4	X	-	-	-	-		Grommet	Genomföring	I.DIA 6,0x25mm	6
	1259854-6	X	-	-	-	-		Grommet	Genomföring	I.DIA 5x25mm	3
9	1307164-2	X	-	-	-	-		Rubber bushing	Gummibussning	(1215505)	3
10	1235463-5	X	-	-	-	-		Rubber bushing	Gummibussning		2
10a	943693-2	X	-	-	-	-		Protecting casing	Skyddskåpa	2-POLE	2
	943695-7	X	-	-	-	-		Protecting casing	Skyddskåpa	4-POLE	2
11	949659-7	X	-	-	-	-		O-ring	O-ring	I.DIA 34x3mm	2
	925255-2	X	-	-	-	-		O-ring	O-ring	I.DIA 64x3mm	2
12	948443-7	X	-	-	-	-		Hose	Slang	I.DIA 12mm	2
	948444-5	X	-	-	-	-		Protecting sleeve	Skyddshylsa	I.DIA 8,5mm	2
	1219815-6	X	-	-	-	-		Protecting hose	Skyddsslang	I.DIA 6mm	3
12a	1396207-1	X	-	-	-	-		Strip by the meter	List metervara		3
13	946251-6	X	-	-	-	-		Retainer	Hållare		4
14	1306511-5	X	-	-	-	-		Retainer	Hållare		2
15	1326152-4	X	-	-	-	-		Clip	Clips		3
	1363693-1	X	-	-	-	-		Clip	Clips		3
16	947687-0	X	-	-	-	-		Retainer	Hållare		2
16a	3547026-9	X	-	-	-	-		Retainer	Hållare		2
	3531472-3	X	-	-	-	-		Hose retainer	Slanghållare		2
17	1357759-8	X	-	-	-	-		Clamp	Klamma		3
18	1234966-8	X	-	-	-	-		Retainer	Hållare		4
19	966720-5	X	-	-	-	-		Strip clamp	Bandklamma	LG 208mm	2
	949668-8	X	-	-	-	-		Strip clamp	Bandklamma	LG 375mm	2
	949667-0	X	-	-	-	-		Clamp	Klamma	LG 380mm	2
	948211-8	X	-	-	-	-		Strip clamp	Bandklamma	LG 280mm	2
	1308749-9	X	-	-	-	-		Strip clamp	Bandklamma	LG 206mm	2
	949902-1	X	-	-	-	-		Strip clamp	Bandklamma	LG 700mm	4
	1347569-4	X	-	-	-	-		Strip clamp	Bandklamma	LG 112mm	3
20	969019-9	X	-	-	-	-		Strip clamp	Bandklamma	(968333), LG 200mm	2
21	969221-1	X	-	-	-	-		Strip clamp	Bandklamma	(968334), LG 165mm	2
21a	3515028-3	X	-	-	-	-		Strip clamp	Bandklamma	I.DIA 33+50mm (1332487)	2
22	1347770-8	X	-	-	-	-		Clamp	Klamma	I.DIA 9mm	3
23	*948394*	X	-	-	-	-	OP	Clamp	Klamma	I.DIA 20mm	2
24	192230-1	X	-	-	-	-		Clamp	Klamma	I.DIA 17,5mm	2
	1348003-3	X	-	-	-	-		Clamp	Klamma	I.DIA 15mm	3
	942621-4	X	-	-	-	-		Clamp	Klamma	I.DIA 25,4mm	2
25	952623-7	X	-	-	-	-		Clamp	Klamma	I.DIA 6,4mm	2
	952624-5	X	-	-	-	-		Clamp	Klamma	I.DIA 7,9mm	2



VOLVO
Genuine Parts
PV 371 54966

A
B
C
D
E

INSULATOR SLEEVE, HOLDER, RUBBER BUSHINGS, CLAMPS SCREWS NUTS, WASHERS

ISOLATORHÖLJEN, HÅLLARE, GUMMIBUSSNINGAR, KLAMMOR, SKRUVAR, MUTTRAR, BRICKOR

Group / Grupp 37

Page / Sida 507

Fig	Part No. / Artikel nr	Quantity / Antal A	B	C	D	E	PS	Description	Benämning	Notes / Anmärkning	SR
	952625-2	X	-	-	-	-		Clamp	Klamma	I.DIA 9,5mm	2
	952626-0	X	-	-	-	-		Clamp	Klamma	I.DIA 11mm	2
	945611-2	X	-	-	-	-		Clamp	Klamma	I.DIA 9,5mm	2
	942542-2	X	-	-	-	-		Clamp	Klamma	I.DIA 9,5mm	2
	949746-2	X	-	-	-	-		Clamp	Klamma	I.DIA 12,7mm	2
	190635-3	X	-	-	-	-		Clamp	Klamma	I.DIA 12mm	2
	952627-8	X	-	-	-	-		Clamp	Klamma	I.DIA 12,7mm	2
	952628-6	X	-	-	-	-		Clamp	Klamma	I.DIA 14,3mm	2
	952629-4	X	-	-	-	-		Clamp	Klamma	I.DIA 16mm	2
	942810-3	X	-	-	-	-		Clamp	Klamma	I.DIA 17,5mm	2
	1323827-4	X	-	-	-	-		Clamp	Klamma	I.DIA 16mm	2
	952630-2	X	-	-	-	-		Clamp	Klamma	I.DIA 17,5mm	2
	190208-9	X	-	-	-	-		Clamp	Klamma	I.DIA 11,5mm	2
	952631-0	X	-	-	-	-		Clamp	Klamma	I.DIA 19mm	2
	952632-8	X	-	-	-	-		Clamp	Klamma	I.DIA 20,5mm	2
	952633-6	X	-	-	-	-		Clamp	Klamma	I.DIA 22mm	2
	952634-4	X	-	-	-	-		Clamp	Klamma	I.DIA 23,8mm	2
	952635-1	X	-	-	-	-		Clamp	Klamma	I.DIA 25,4mm	2
	952641-9	X	-	-	-	-		Clamp	Klamma	I.DIA 34,9mm	2
26	947829-8	X	-	-	-	-		Clamp	Klamma	I.DIA 30mm	2
27	1308650-9	X	-	-	-	-		Clamp	Klamma	I.DIA 12,5mm	2
	1363074-4	X	-	-	-	-		Clamp	Klamma	I.DIA 16mm	2
28	947436-2	X	-	-	-	-		Clamp	Klamma	LG 80mm, THK 0,6mm	2
29	943797-1	X	-	-	-	-		Clamp	Klamma		2
	191404-3	X	-	-	-	-		Clamp	Klamma		2
30	943220-4	X	-	-	-	-		Clip	Clips		3
	1323159-2	X	-	-	-	-		Clip	Clips		6
31	1321956-3	X	-	-	-	-		Clamp	Klamma		2
32	1259710-0	X	-	-	-	-		Clip	Clips		2
	1393429-4	X	-	-	-	-		Clip	Clips		3
33	677478-0	X	-	-	-	-		Clip	Clips		3
34	943811-0	X	-	-	-	-		Retainer	Hållare		3
35	1323158-4	X	-	-	-	-		Clip	Clips		2
	1323157-6	X	-	-	-	-		Clip	Clips		2
36	1323155-0	X	-	-	-	-		Clip	Clips		2
37	1348696-4	X	-	-	-	-		Clamp	Klamma		3
38	1323636-9	X	-	-	-	-		Clip	Clips		2
39	1234532-8	X	-	-	-	-		Clamp	Klamma		2
39a	3523916-9	X	-	-	-	-		Clip	Clips	1990-	2
								Contacts	Kontaktdon		
40	944926-5	X	-	-	-	-		Flange screw	Flänsskruv	M8x14mm	2
	945970-2	X	-	-	-	-		Screw	Skruv	14x13mm	2
	946485-0	X	-	-	-	-		Screw	Skruv	14x16mm	2
	967552-1	X	-	-	-	-		Flange screw	Flänsskruv	M6x12mm	1
☆	975561-2	X	-	-	-	-		Flange screw	Flänsskruv	(973475)	1
	945358-0	X	-	-	-	-		Flange screw	Flänsskruv	M6x10mm	2
	946544-4	X	-	-	-	-		Flange screw	Flänsskruv	(968869), M6x16mm	2
	965175-3	X	-	-	-	-		Flange screw	Flänsskruv	M6x12mm	2
	965212-4	X	-	-	-	-		Flange screw	Flänsskruv	M6x35m	2
	946471-0	X	-	-	-	-		Flange screw	Flänsskruv	M10x16mm	2
	946514-7	X	-	-	-	-		Screw	Skruv	M7x16mm	2
	947107-9	X	-	-	-	-		Flange screw	Flänsskruv	M8x12mm	2
	946173-2	X	-	-	-	-		Flange screw	Flänsskruv	M8x20mm	2
	955269-6	X	-	-	-	-		Screw	Skruv	M6x12mm	2
	955271-2	X	-	-	-	-		Screw	Skruv	M6x16mm	2
	955275-3	X	-	-	-	-		Screw	Skruv	M6x30mm	2
	960862-1	X	-	-	-	-		Screw	Skruv	10x9,5mm	2
	960866-2	X	-	-	-	-		Screw	Skruv	5,5x13mm	2
	945970-2	X	-	-	-	-		Screw	Skruv	6,3x13mm	2
	968478-8	X	-	-	-	-		Flange screw	Flänsskruv	6,3x13mm	2
	190666-8	X	-	-	-	-		Screw	Skruv	12x13mm	2
41	955126-8	X	-	-	-	-		Screw	Skruv	4,2x9,5mm	2

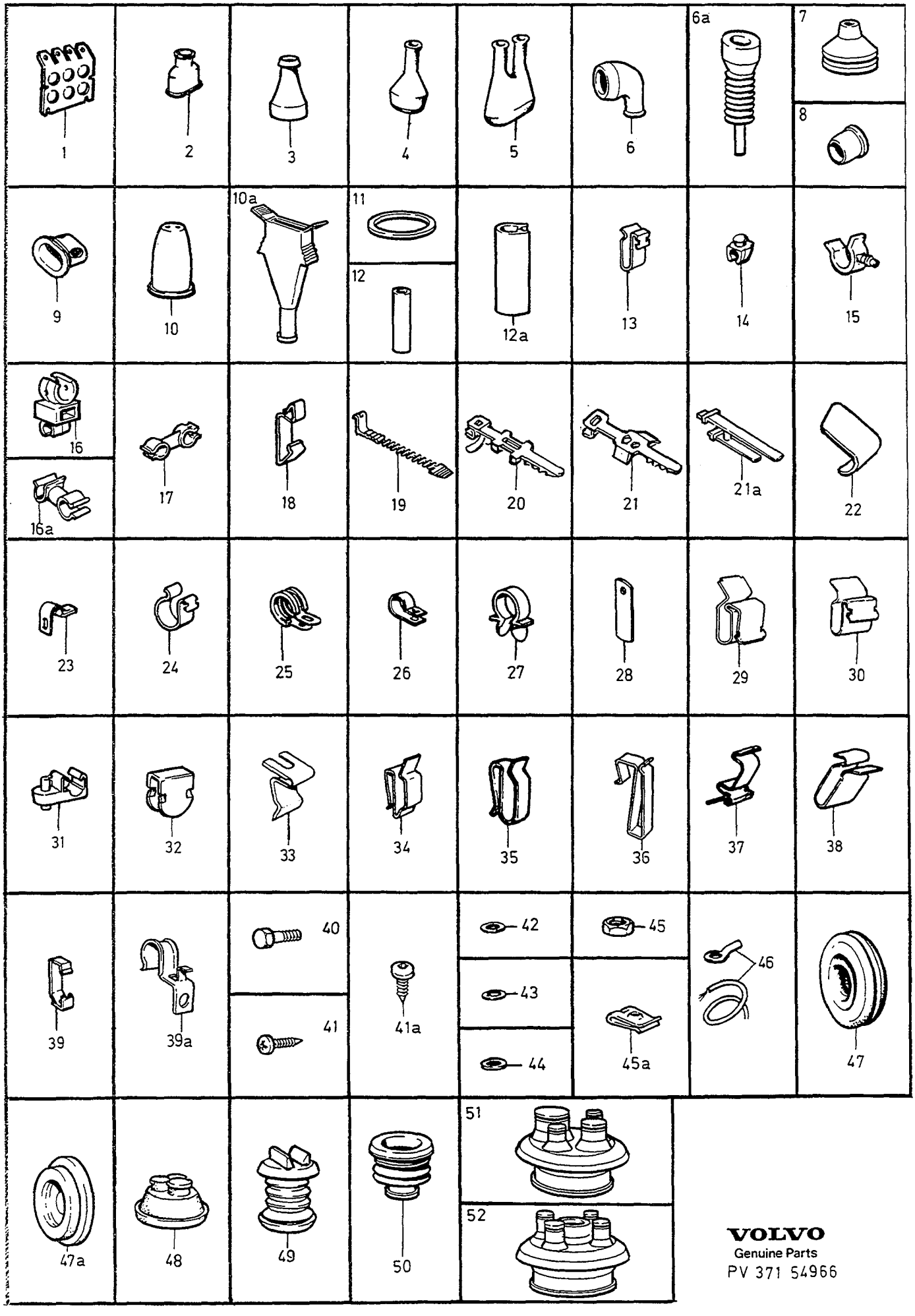

VOLVO
Genuine Parts
PV 371 54966

A
B
C
D
E

INSULATOR SLEEVE, HOLDER, RUBBER BUSHINGS, CLAMPS SCREWS NUTS, WASHERS

ISOLATORHÖLJEN, HÅLLARE, GUMMIBUSSNINGAR, KLAMMOR, SKRUVAR, MUTTRAR, BRICKOR

Group / Grupp 37

Page / Sida 509

Fig	Part No. / Artikel nr	Quantity / Antal A	B	C	D	E	PS	Description	Benämning	Notes / Anmärkning	SR
	956076-4	X	-	-	-	-		Screw	Skruv	M5x12mm	2
	958236-2	X	-	-	-	-		Screw	Skruv	5,5x13mm	2
	955244-9	X	-	-	-	-		Screw	Skruv	(955243)	2
41a		-	-	-	-	-		Screw "Torx"	Skruv "Torx"		
	969473-8	X	-	-	-	-		Screw	Skruv	(972078). 4,8x9,5mm	2
	969473-8	X	-	-	-	-		Screw	Skruv	(955137). 4,8x9,5mm	2
	969278-1	X	-	-	-	-		Screw	Skruv	(955138). 4,8x13mm	2
	969476-1	X	-	-	-	-		Screw	Skruv	(955141). 4,8x19mm	2
	969487-8	X	-	-	-	-		Screw	Skruv	(958244). 6,3x13mm	2
	972426-1	X	-	-	-	-		Screw	Skruv	(966733). M6x10mm	2
42	941908-6	X	-	-	-	-		Spring washer	Fjäderbricka	I.DIA 10,5mm	2
	941907-8	X	-	-	-	-		Spring washer	Fjäderbricka	I.DIA 8,4mm	2
	941905-2	X	-	-	-	-		Spring washer	Fjäderbricka	I.DIA 5,3mm	2
43	946813-3	X	-	-	-	-		Lock washer	Låsbricka	I.DIA 5,3mm	2
	955948-5	X	-	-	-	-		Lock washer	Låsbricka	I.DIA 6,4mm	2
	955949-3	X	-	-	-	-		Lock washer	Låsbricka	I.DIA 8,2mm	2
44	955892-5	X	-	-	-	-		Washer	Bricka	I.DIA 6,4mm	2
	955894-1	X	-	-	-	-		Washer	Bricka	I.DIA 8,4mm	2
	960140-2	X	-	-	-	-		Washer	Bricka	(960139) I.DIA 6,7mm	2
	960138-6	X	-	-	-	-		Washer	Bricka	I.DIA 5,3mm	2
	960141-0	X	-	-	-	-		Washer	Bricka	I.DIA 8,3mm	2
	940090-4	X	-	-	-	-		Washer	Bricka	I.DIA 5,3mm	2
45	955781-0	X	-	-	-	-		Nut	Mutter	M6x5mm	2
	965483-1	X	-	-	-	-		Flange nut	Flänsmutter	M5x5mm	2
	945407-5	X	-	-	-	-		Flange nut	Flänsmutter	M6x6mm	2
	945408-3	X	-	-	-	-		Flange nut	Flänsmutter	M8x8mm	2
	948329-8	X	-	-	-	-		Nut	Mutter	M6x5mm	2
	963105-2	X	-	-	-	-		Lock nut	Låsmutter	M6x8mm	2
	968862-3	X	-	-	-	-		Flange nut	Flänsmutter	M6x10mm	8
45a	945626-0	X	-	-	-	-		Spring nut	Fjädermutter	I.DIA 4,8mm	2
46		-	-	-	-	-		Cables, cable terminals and sleeves	Ledningar, lednings- skor, hylsor	SEE 37 • 511	
47	1320163-7	X	-	-	-	-		Plug	Plugg	I.DIA 30mm	2
	961970-1	X	-	-	-	-		Rubber bushing	Gummibussning	I.DIA 32mm. ALTER 1	2
	3508787-3	X	-	-	-	-		Sealing plug	Tätningsplugg	I.DIA 32mm. ALTER 2	2
	1320164-5	X	-	-	-	-		Plug	Plugg	I.DIA 40mm	2
47a	1318965-9	X	-	-	-	-		Plug	Plugg	O.DIA 30mm	2
48	1398509-8	X	-	-	-	-		Grommet	Genomföring		3
49	1259851-2	X	-	-	-	-		Grommet	Genomföring		3
50	1363973-7	X	-	-	-	-		Grommet	Genomföring	I.DIA 6,0mm	3
	1363972-9	X	-	-	-	-		Grommet	Genomföring	I.DIA 10,0mm	3
51	1363473-8	X	-	-	-	-		Grommet	Genomföring		3
52	3515020-0	X	-	-	-	-		Grommet	Genomföring		3

1 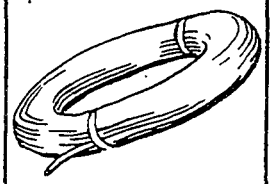	2 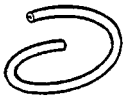	3 	4 	5 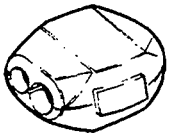
6 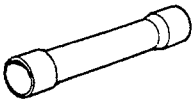	7 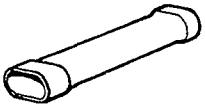	8 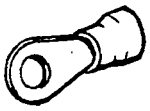	9 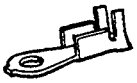	10 
11 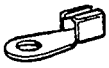	12 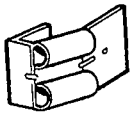	13 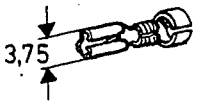	14 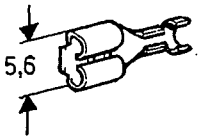	15 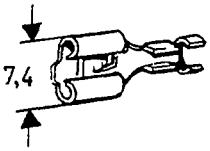
16 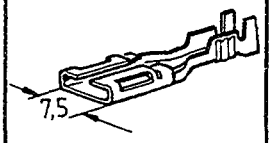	17 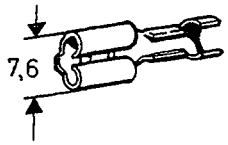	18 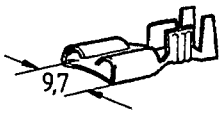	19 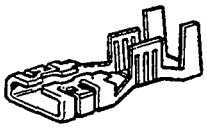	20 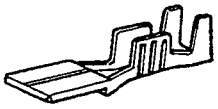
21 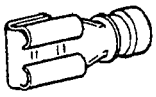	22 	23 	24 	25 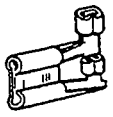
26 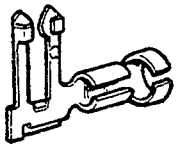	27 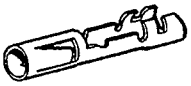	28 	29 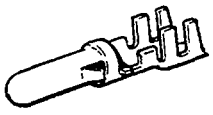	30 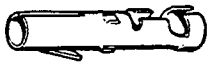
31 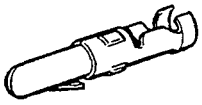	32 	33 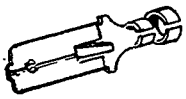	34 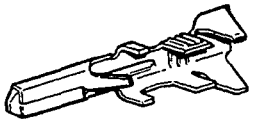	35 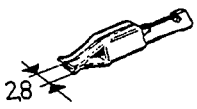
36 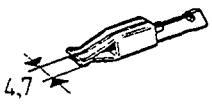	37 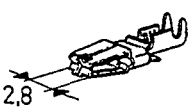	38 		

VOLVO
Genuine Parts
PV 371 54959

A
B
C
D
E

CABLES, CABLE TERMINALS, SLEEVES, SEALS — LEDNINGAR, LEDNINGS- SKOR, HYLSOR, TÄTNINGAR

Group / Grupp 37

Page / Sida 511

Fig	Part No. / Artikel nr	Quantity / Antal A	B	C	D	E	PS	Description	Benämning	Notes / Anmärkning	SR
1		-	-	-	-	-		Cable	Ledning		
	954427-1	X	-	-	-	-		• Electric cable black	• Elledning svart	0,75mm²	1
	954430-5	X	-	-	-	-		• Electric cable yellow	• Elledning gul	0,75mm²	1
	954432-1	X	-	-	-	-		• Electric cable blue	• Elledning blå	0,75mm²	6
	954435-4	X	-	-	-	-		• Electric cable black	• Elledning svart	1,0mm²	2
	954437-0	X	-	-	-	-		• Electric cable red	• Elledning röd	1,0mm²	2
	954439-6	X	-	-	-	-		• Electric cable green	• Elledning grön	1,0mm²	2
	954440-4	X	-	-	-	-		• Electric cable blue	• Elledning blå	1,0mm²	2
	954441-2	X	-	-	-	-		• Electric cable grey	• Elledning grå	1,0mm²	2
	954442-0	X	-	-	-	-		• Electric cable white	• Elledning vit	1,0mm²	2
	954443-8	X	-	-	-	-		• Electric cable black	• Elledning svart	1,5mm²	2
	954444-6	X	-	-	-	-		• Electric cable brown	• Elledning brun	1,5mm²	2
	954445-3	X	-	-	-	-		• Electric cable red	• Elledning röd	1,5mm²	2
	954446-1	X	-	-	-	-		• Electric cable yellow	• Elledning gul	1,5mm²	2
	954447-9	X	-	-	-	-		• Electric cable green	• Elledning grön	1,5mm²	2
	954448-7	X	-	-	-	-		• Electric cable blue	• Elledning blå	1,5mm²	2
	954449-5	X	-	-	-	-		• Electric cable grey	• Elledning grå	1,5mm²	2
	954450-3	X	-	-	-	-		• Electric cable white	• Elledning vit	1,5mm²	2
	954453-7	X	-	-	-	-		• Electric cable red	• Elledning röd	2,5mm²	2
	954454-5	X	-	-	-	-		• Electric cable yellow	• Elledning gul	2,5mm²	1
	954461-0	X	-	-	-	-		• Electric cable red	• Elledning röd	4,0mm²	2
	954469-3	X	-	-	-	-		• Electric cable red	• Elledning röd	6,0mm²	2
2		-	-	-	-	-		Plastic hose	Plastslang		
	185506-3	X	-	-	-	-		• Plastic hose black	• Plastslang svart	I.DIA 5mm	2
	192598-1	X	-	-	-	-		• Plastic hose black	• Plastslang svart	I.DIA 7mm	3
	185501-4	X	-	-	-	-		• Plastic hose black	• Plastslang svart	I.DIA 8mm	2
	185507-1	X	-	-	-	-		• Plastic hose black	• Plastslang svart	I.DIA 10mm	2
	976422-6	X	-	-	-	-		• Heat-shrinkable tubing with seal	• Krympslang med tätning	I.DIA 8mm, LG 1200mm	2
	946655-8	X	-	-	-	-		Protecting hose black	Skyddsslang svart	I.DIA 22mm	2
3	1269755-3	X	-	-	-	-		Tab	Flatstift		2
4	967695-8	X	-	-	-	-		Cable seal grey	Ledningstätning grå	I.DIA 2,8-3,4mm	3
	970771-2	X	-	-	-	-		Cable seal red without holes	Ledningstätning röd utan hål		6
	970772-0	X	-	-	-	-		Cable seal blue	Ledningstätning blå	I.DIA 1,2-2,0mm	6
	970773-8	X	-	-	-	-		Cable seal white	Ledningstätning vit	I.DIA 2,1-2,9mm	6
	3523473-1	X	-	-	-	-		Cable seal green	Ledningstätning grön	I.DIA 3,7-4,1mm	1
	3523474-9	X	-	-	-	-		Cable seal orange	Ledningstätning orange	I.DIA 4,4-5,8mm	5
5	1586597-5	X	-	-	-	-		Splice	Skarvhylsa	0,5-0,75mm²	4
	944306-0	X	-	-	-	-		Splice	Skarvhylsa	1,0-2,5mm²	2
6	956956-7	X	-	-	-	-		Splice	Skarvhylsa	0,5-1,0mm²	2
7	956959-1	X	-	-	-	-		Splice	Skarvhylsa	1,5-2,5mm²	2
8	956925-2	X	-	-	-	-		Cable terminal red	Ledningssko röd	0,5-1,0mm², M4.	1
	956926-0	X	-	-	-	-		Cable terminal red	Ledningssko röd	0,5-1,0mm², M5.	2
	958220-6	X	-	-	-	-		Cable terminal red	Ledningssko röd	0,5-1,0mm², M6.	2
	956928-6	X	-	-	-	-		Cable terminal blue	Ledningssko blå	1,5-2,5mm², M4.	2
	956930-2	X	-	-	-	-		Cable terminal blue	Ledningssko blå	1,5-2,5mm², M6.	2
	956934-4	X	-	-	-	-		Cable terminal yellow	Ledningssko gul	4,0-6,0mm², M6.	1
9	968538-9	X	-	-	-	-		Cable terminal	Ledningssko	2,0-3,4mm², M6.	2
	956948-4	X	-	-	-	-		Cable terminal	Ledningssko	3,0-6,0mm², M6.	1
☆	970798-5	X	-	-	-	-		Cable terminal	Ledningssko	2,6-6,0mm², M8.	1
10	944159-3	X	-	-	-	-		Cable terminal	Ledningssko	25mm², M8.	1
	941935-9	X	-	-	-	-		Cable terminal	Ledningssko	35mm², M8.	1
	941936-7	X	-	-	-	-		Cable terminal	Ledningssko	35mm², M10.	1
11	940332-0	X	-	-	-	-		Cable terminal	Ledningssko	6,1-10,0mm², M6.	1
12	943950-6	X	-	-	-	-		Cable terminal	Ledningssko		2
13	948189-6	X	-	-	-	-		Cable terminal	Ledningssko	0,5-1,4mm²	2
14	946787-9	X	-	-	-	-		Cable terminal	Ledningssko	0,5-1,0mm²	2
	949404-8	X	-	-	-	-		Cable terminal	Ledningssko	1,0-2,5mm²	1
15	949201-8	X	-	-	-	-		Cable terminal	Ledningssko	1,0-2,5mm²	1
	949489-9	X	-	-	-	-		Cable terminal	Ledningssko	1,0-2,5mm²	1
	949400-6	X	-	-	-	-		Cable terminal	Ledningssko	0,5-1,0mm²	1
	949401-4	X	-	-	-	-		Cable terminal	Ledningssko	4,0-6,0mm²	1

1 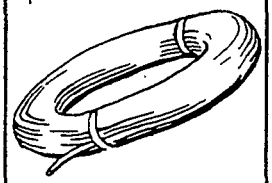	2 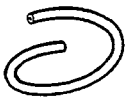	3 	4 	5 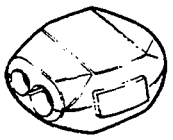
6 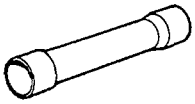	7 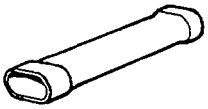	8 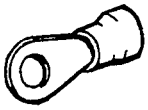	9 	10 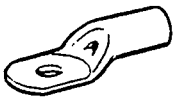
11 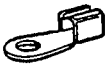	12 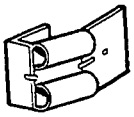	13 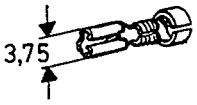	14 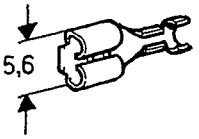	15 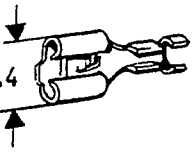
16 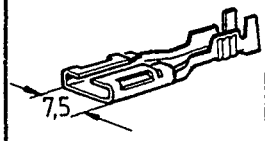	17 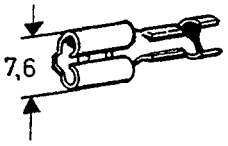	18 	19 	20 
21 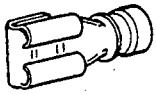	22 	23 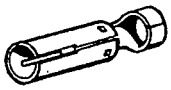	24 	25 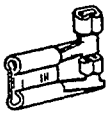
26 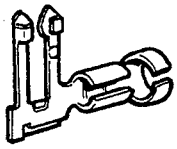	27 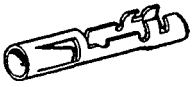	28 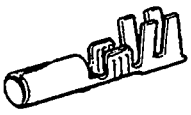	29 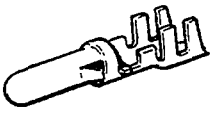	30 
31 	32 	33 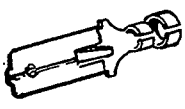	34 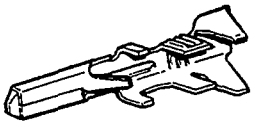	35 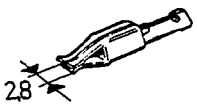
36 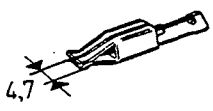	37 	38 		

VOLVO
Genuine Parts
PV 371 54959

A
B
C
D
E

CABLES, CABLE TERMINALS, SLEEVES, SEALS — LEDNINGAR, LEDNINGS- SKOR, HYLSOR, TÄTNINGAR

Group / Grupp 37

Page / Sida 513

Fig	Part No. / Artikel nr	Quantity / Antal A	B	C	D	E	PS	Description	Benämning	Notes / Anmärkning	SR
16	967801-2	X	-	-	-	-		Cable terminal	Ledningssko	1,1-3,0mm²	2
17	949210-9	X	-	-	-	-		Cable terminal	Ledningssko	0,5-1,0mm²	1
	949211-7	X	-	-	-	-		Cable terminal	Ledningssko	1,1-2,5mm²	1
	949212-5	X	-	-	-	-		Cable terminal	Ledningssko	4,0-6,0mm²	1
18	944394-6	X	-	-	-	-		Cable terminal	Ledningssko	4,1-6,0mm²	1
	968037-2	X	-	-	-	-		Cable terminal	Ledningssko	6,1-10,0mm²	1
19	3523469-9	X	-	-	-	-		Cable terminal	Ledningssko	2,5-3,0mm²	1
	3523470-7	X	-	-	-	-		Cable terminal	Ledningssko	4,0-6,0mm²	1
20	3523471-5	X	-	-	-	-		Cable terminal	Ledningssko	2,5-3,0mm²	1
	3523472-3	X	-	-	-	-		Cable terminal	Ledningssko	4,0-6,0mm²	1
21	949606-8	X	-	-	-	-		Cable terminal	Ledningssko	0,75-2,1mm²	1
	941730-4	X	-	-	-	-		Cable terminal	Ledningssko	1,0-2,5mm²	1
22	958202-4	X	-	-	-	-		Cable terminal	Ledningssko	0,8-3,4mm²	2
23	946039-5	X	-	-	-	-		Cable terminal	Ledningssko	1,0-2,5mm²	1
24	1212901-1	X	-	-	-	-		Cable terminal	Ledningssko	3,2mm²	2
☆ 25	948673-9	X	-	-	-	-		Cable terminal	Ledningssko	0,5-1,0mm²	2
	949598-7	X	-	-	-	-		Cable terminal	Ledningssko	1,0-2,5mm²	1
	949219-0	X	-	-	-	-		Cable terminal	Ledningssko	1,1-2,5mm²	1
26	949542-5	X	-	-	-	-		Cable terminal	Ledningssko	0,5-1,0mm²	2
27	965822-0	X	-	-	-	-		Cable terminal	Ledningssko	1,0-2,5mm²	1
28	949371-9	X	-	-	-	-		Cable terminal	Ledningssko	0,5-2,0mm²	1
	968018-2	X	-	-	-	-		Cable terminal	Ledningssko	0,5-1,0mm²	2
29	968016-6	X	-	-	-	-		Cable terminal	Ledningssko	0,5-1,0mm²	2
	965824-6	X	-	-	-	-		Cable terminal	Ledningssko	1,5-2,5mm²	1
	965825-3	X	-	-	-	-		Cable terminal	Ledningssko	2,6-4,0mm²	1
30	946038-7	X	-	-	-	-		Cable terminal	Ledningssko	0,5-1,0mm²	1
	946039-5	X	-	-	-	-		Cable terminal	Ledningssko	1,0-2,5mm²	1
31	946040-3	X	-	-	-	-		Cable terminal	Ledningssko	0,5-1,0mm²	1
	946041-1	X	-	-	-	-		Cable terminal	Ledningssko	1,0-2,5mm²	1
32	967694-1	X	-	-	-	-		Cable terminal	Ledningssko	1,0-2,0mm²	3
33	949490-7	X	-	-	-	-		Cable terminal	Ledningssko	0,75-2,5mm²	1
	949473-3	X	-	-	-	-		Cable terminal	Ledningssko	4,0-6,0mm²	1
34	968373-1	X	-	-	-	-		Cable terminal	Ledningssko	0,5-1,0mm²	3
	968374-9	X	-	-	-	-		Cable terminal	Ledningssko	1,0-3,0mm²	3
35	946640-0	X	-	-	-	-		Cable terminal	Ledningssko	0,5-1,0mm²	2
	969778-0	X	-	-	-	-		Cable terminal	Ledningssko	0,5-1,0mm²	5
	965107-6	X	-	-	-	-		Cable terminal	Ledningssko	1,0-2,5mm²	5
36	947588-0	X	-	-	-	-		Cable terminal	Ledningssko	0,5-1,0mm²	2
	965110-0	X	-	-	-	-		Cable terminal	Ledningssko	1,0-2,5mm²	2
37	968069-5	X	-	-	-	-		Cable terminal	Ledningssko	0,3-0,6mm²	5
	968070-3	X	-	-	-	-		Cable terminal	Ledningssko	0,75-1,5mm²	2
	968071-1	X	-	-	-	-		Cable terminal	Ledningssko	1,5-2,5mm²	5
38	949678-7	X	-	-	-	-		Cable terminal	Ledningssko	0,5-1,0mm²	2
	949679-5	X	-	-	-	-		Cable terminal	Ledningssko	1,0-2,5mm²	2
	949680-3	X	-	-	-	-		Cable terminal	Ledningssko	2,5-4,0mm²	2
	949681-1	X	-	-	-	-		Cable terminal	Ledningssko	4,0-6,0mm²	2

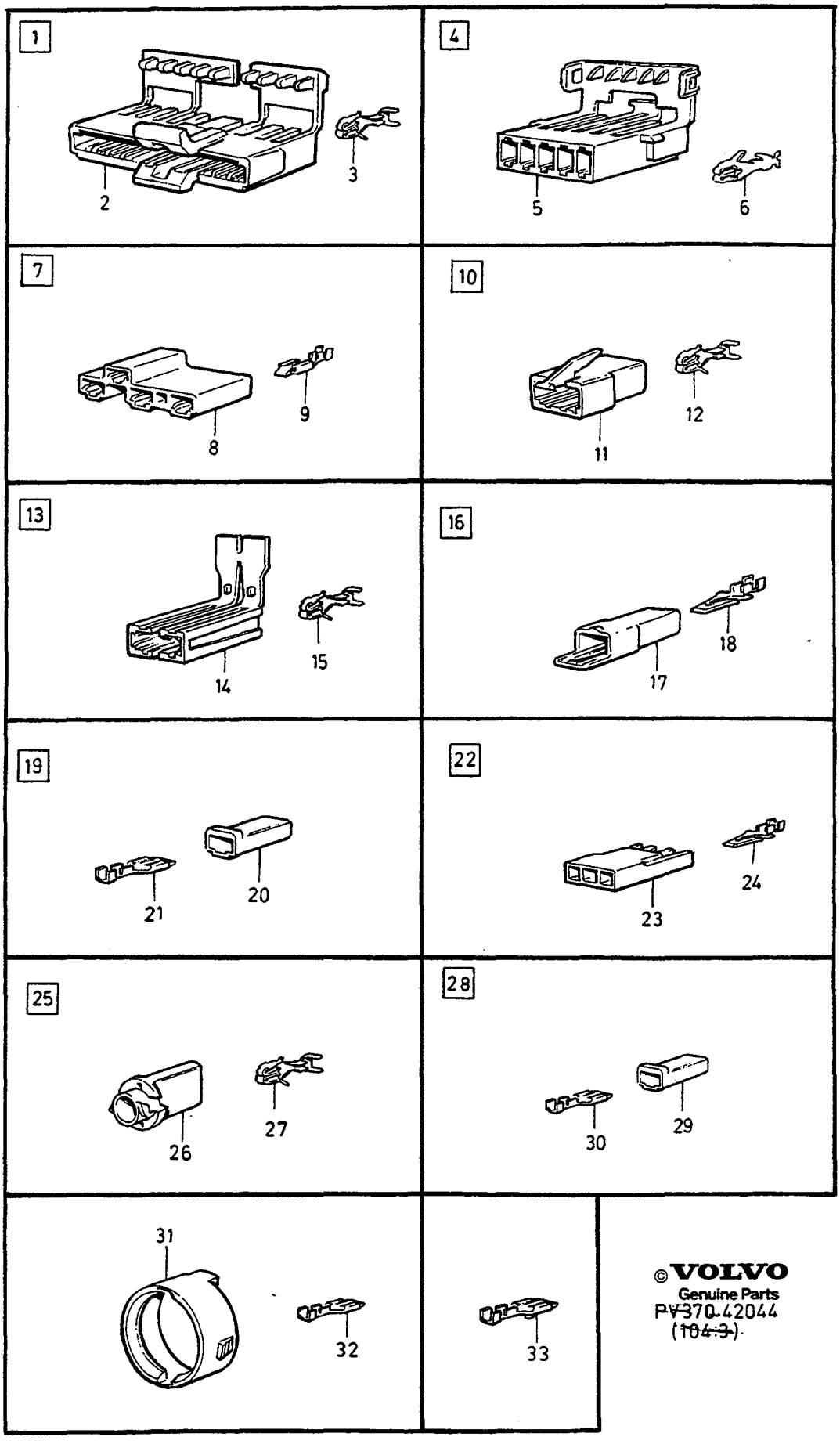

© VOLVO
Genuine Parts
PV370.42044
(104:3).

A
B
C
D
E

CONTACTS — KONTAKTDON

COMBU

Group / Grupp 37

Page / Sida 515

Fig	Part No. Artikel nr	Quantity / Antal A	B	C	D	E	PS	Description	Benämning	Notes Anmärkning	SR
1		-	-	-	-	-	NS	Receptacle housing	Hylsisolator		
								Control	Reglage	A.C	
2	1347962-1	1	-	-	-	-		• Receptacle housing	• Hylsisolator		3
3	1347963-9	X	-	-	-	-		• Cable terminal	• Ledningssko		3
	1347965-4	X	-	-	-	-		• Cable terminal	• Ledningssko		3
	1347966-2	X	-	-	-	-		• Cable terminal	• Ledningssko		3
4		-	-	-	-	-	NS	Receptacle housing	Hylsisolator		
								Program controller	Programverk		
5	1347955-5	1	-	-	-	-		• Receptacle housing	• Hylsisolator		3
6	1347971-2	X	-	-	-	-		• Cable terminal	• Ledningssko		3
	1348012-4	X	-	-	-	-		• Cable terminal	• Ledningssko		3
	3712833-7	X	-	-	-	-		• Cable terminal	• Ledningssko		3
7		-	-	-	-	-	NS	Receptacle housing	Hylsisolator		
								Series resistance	Förkopplingsmotstånd		
8	1347972-0	1	-	-	-	-		• Receptacle housing	• Hylsisolator		3
9	1347969-6	X	-	-	-	-		• Cable terminal	• Ledningssko		3
	1347970-4	X	-	-	-	-		• Cable terminal	• Ledningssko		3
10		-	-	-	-	-	NS	Receptacle housing	Hylsisolator		
								Amplifier	Förstärkare		
11	1347956-3	1	-	-	-	-		• Receptacle housing	• Hylsisolator		3
12	1347965-4	3	-	-	-	-		• Cable terminal	• Ledningssko		3
13		-	-	-	-	-		Receptacle housing ambient temp. sender	Hylsisolator ytterluftsensor		
14	1347954-8	1	-	-	-	-		• Receptacle housing	• Hylsisolator		3
15	1347965-4	2	-	-	-	-		• Cable terminal	• Ledningssko		3
16		-	-	-	-	-	NS	Tab housing	Stiftisolator		
								Heater	Värmare	ARDIC	
17	1348005-8	1	-	-	-	-		• Pin housing	• Stiftisolator		3
18	1348007-4	1	-	-	-	-		• Cable terminal	• Ledningssko		3
19		-	-	-	-	-	NS	Receptacle housing	Hylsisolator		
								Heater	Värmare	ARDIC	
20	1348004-1	1	-	-	-	-		• Receptacle housing	• Hylsisolator		3
21	1347969-6	1	-	-	-	-		• Cable terminal	• Ledningssko		3
22		-	-	-	-	-	NS	Tab housing	Stiftisolator		
								Amplifier	Förstärkare		
23	1348006-6	1	-	-	-	-		• Tab housing	• Stiftisolator		3
24		1	-	-	-	-	NS	• Tab	• Flatstift		
25		-	-	-	-	-		Receptacle housing control lighting	Hylsisolator reglagebelysning		
26	1347957-1	1	-	-	-	-		• Receptacle housing	• Hylsisolator		3
27	1348011-6	2	-	-	-	-		• Cable terminal	• Ledningssko		3
28		-	-	-	-	-	NS	Receptacle housing	Hylsisolator		
								Fan motor	Fläktmotor		
29	1348009-0	1	-	-	-	-		• Receptacle housing	• Hylsisolator		3
30	1348010-8	1	-	-	-	-		• Cable terminal	• Ledningssko		3
31	1347961-3	1	-	-	-	-		Housing accumulator connection outer	Isolator Ackumulatoranslutning yttre		3
32	1347964-7	X	-	-	-	-		Cable terminal	Ledningssko		3
								Accumulator	Ackumulator		
33	1347967-0	X	-	-	-	-		Cable terminal	Ledningssko		3
								Resistor	Motstånd		
	1347968-8	X	-	-	-	-		Cable terminal	Ledningssko		3
								Fan relay	Fläktrelä		

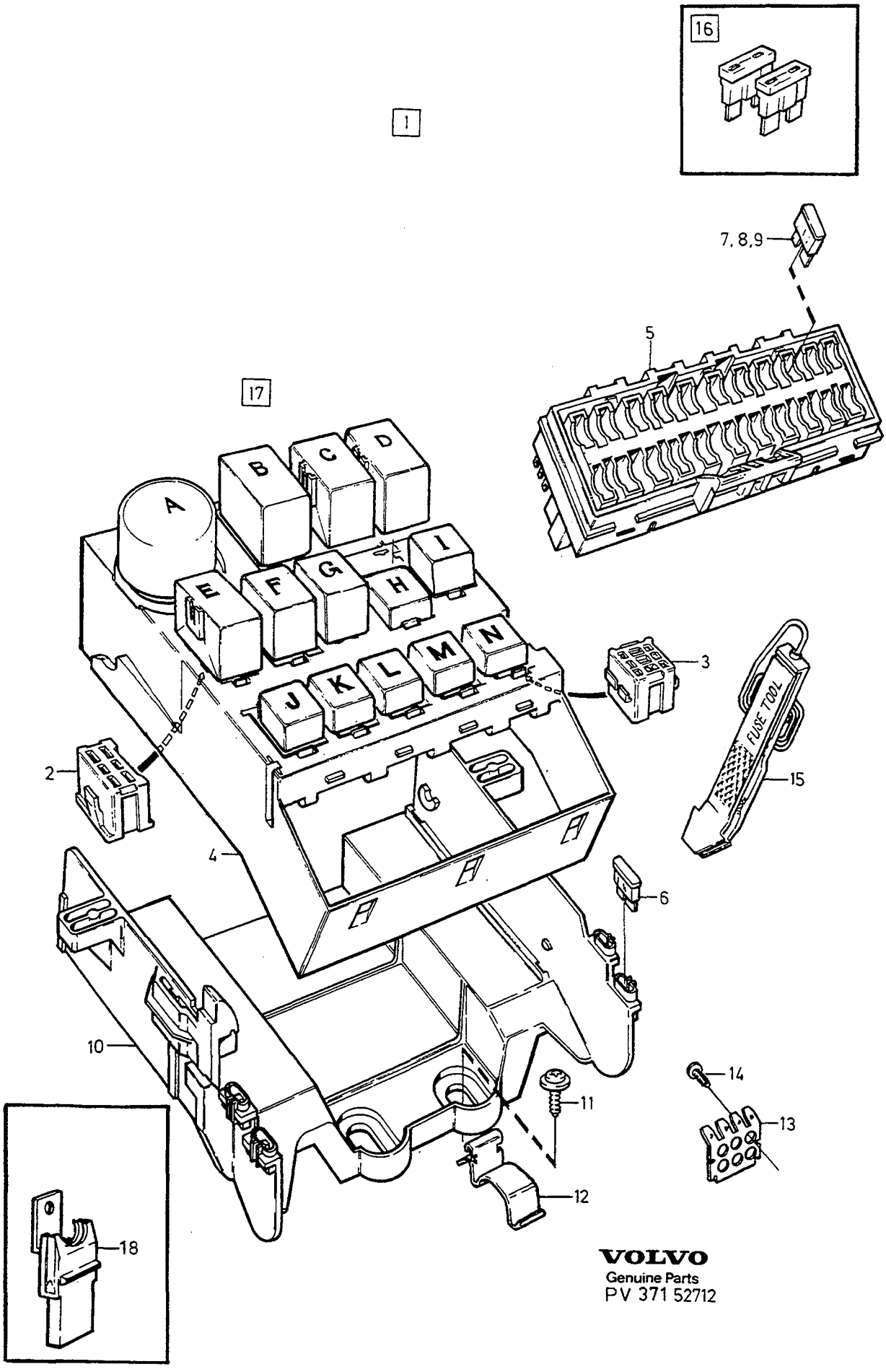

VOLVO
Genuine Parts
PV 371 52712

A
B
C
D
E

ELECTRICAL DISTRIBUTION CENTRE ELCENTRAL

Group / Grupp 37

Page / Sida 517

Fig	Part No. Artikel nr	Quantity / Antal A	B	C	D	E	PS	Description	Benämning	Notes Anmärkning	SR
1		1	-	-	-	-	NS	Electrical distribut.unit	Elcentral		
2	1323801-9	X	-	-	-	-		• Socket housing	• Hylsisolator	6-POLE	2
3	1307160-0	X	-	-	-	-		• Socket housing	• Hylsisolator	9-POLE	2
4	3544224-3	1	-	-	-	-		• Frame	• Ram	(1258599)	3
5	1347425-9	1	-	-	-	-		• Fuse box	• Säkringsdosa	-1989	4
	3523574-6	1	-	-	-	-		• Fuse box	• Säkringsdosa	1990-	4
6	969162-7	1	-	-	-	-		Blade fuse blue	Bladsäkring blå	15A (966329)	1
	969163-5	1	-	-	-	-		Blade fuse uncoloured	Bladsäkring ofärgad	25A (966330)	1
	969164-3	1	-	-	-	-		Blade fuse green	Bladsäkring grön	30A (966331)	1
7	969162-7	X	-	-	-	-		Blade fuse blue	Bladsäkring blå	15A	1
8	969163-5	X	-	-	-	-		Blade fuse uncoloured	Bladsäkring ofärgad	25A	1
9	969164-3	X	-	-	-	-		Blade fuse green	Bladsäkring grön	30A	1
10	1307393-7	1	-	-	-	-		Bracket	Konsol	-1987	4
	3544223-5	1	-	-	-	-		Bracket	Konsol	(3544092), 1988-	4
	972079-8	3	-	-	-	-		Screw	Skruv	-1987. (965395)	2
	967552-1	3	-	-	-	-		Flange screw	Flänsskruv	-1989	1
☆	975561-2	3	-	-	-	-		Flange screw	Flänsskruv	1990-. (973475)	1
12	1348696-4	1	-	-	-	-		Clamp	Klamma		3
13	1347480-4	3	-	-	-	-		Terminal block	Kopplingsplint		3
☆ 14	975561-2	2	-	-	-	-		Flange screw	Flänsskruv	(973475)	1
15	1347584-3	1	-	-	-	-		Fuse tool	Säkringstång		5
16	270927-7	X	-	-	-	-		Fuse kit	Säkringsats	(270162)	1
	969160-1	2	-	-	-	-		• Blade fuse	• Bladsäkring	5A	1
	969161-9	3	-	-	-	-		• Blade fuse	• Bladsäkring	10A	1
	969162-7	3	-	-	-	-		• Blade fuse	• Bladsäkring	15A	1
	969163-5	2	-	-	-	-		• Blade fuse	• Bladsäkring	25A	1
	969164-3	1	-	-	-	-		• Blade fuse	• Bladsäkring	30A	1
		-	-	-	-	-		Other electrical equipment	Övrig elektrisk utrustning	SEE 36 • 445	
17		-	-	-	-	-		Relay	Relä		
	1362278-2	1	-	-	-	-		• Failure sensor yellow " A "	• Glödtrådvakt gul " A "	(I),(F),(SA)	2
	1362284-0	1	-	-	-	-		• Failure sensor white " A "	• Glödtrådvakt vit " A "	(A),(B),(CH),(D),(NL)	2
	1362923-3	1	-	-	-	-		• Failure sensor green " A "	• Glödtrådvakt grön " A "	(S),(DK),(N),(J)	2
	1362268-3	1	-	-	-	-		• Seat belt reminder " B "	• Bältespåminnare " B "	(J)	3
	3523610-8	1	-	-	-	-		• Intermittent relay Windscreen wiper " C "	• Intervallrelä Vindrutetorkare " C "	(1235067)	2
	3523608-2	1	-	-	-	-		• Relay Fuel pump " E "	• Relä Bränslepump " E "	(1347603) EXC DSL	2
	1259925-4	1	-	-	-	-		• Relay Headlamp " F "	• Relä Strålkastare " F "		2
	1367598-8	1	-	-	-	-		• Relay Temperature warning system " F "	• Relä Temperaturvarningssystem " F "	(J)	3
	1363786-3	1	-	-	-	-		• Flasher relay " G "	• Blinkrelä " G "	-1987	1
	1396437-4	1	-	-	-	-		• Flasher relay " G "	• Blinkrelä " G "	1988-	1
	1504952-1	1	-	-	-	-		• Relay Tank hatch " H "	• Relä Tanklucka " H "		1
	1347768-2	1	-	-	-	-		• Relay Overdrive " I "	• Relä Överväxel " I "	-1990, MAN.TRANS M46	2
	3523805-4	1	-	-	-	-		• Relay	• Relä	1991-, MAN.TRANS M46	2

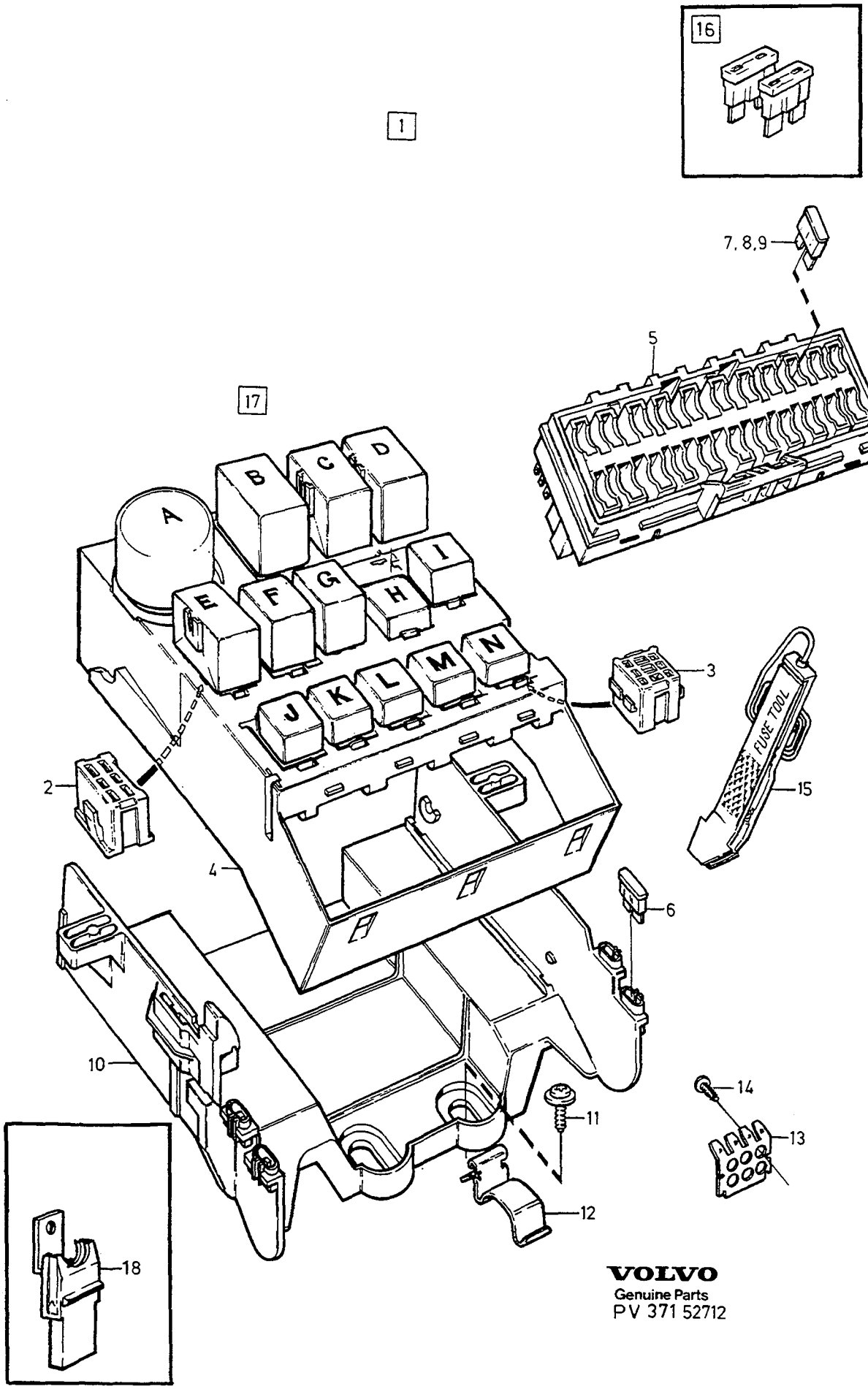

VOLVO
Genuine Parts
PV 371 52712

A
B
C
D
E

ELECTRICAL DISTRIBUTION CENTRE ELCENTRAL

Group / Grupp 37

Page / Sida 519

Fig	Part No. / Artikel nr	Quantity / Antal A	B	C	D	E	P S	Description	Benämning	Notes / Anmärkning	S R
								Overdrive " I "	Överväxel " I "		
	3523804-7	1	-	-	-	-		• Relay	• Relä	1) (1347764) AUTO.TRANS AW71	2
								Overdrive " I "	Överväxel " I "		
	1363875-4	1	-	-	-	-		• Relay	• Relä	2) AUTO.TRANS AW71	2
								Overdrive " I "	Överväxel " I "		
	1259925-4	1	-	-	-	-		• Relay power windows cooling fan " J "	• Relä elektrisk fönsterhiss kylfläkt " J "	-1987	2
		-	-	-	-	-		Relay cooling fan	Relä kylfläkt	1988- SEE 37 • 521	
	1324749-9	1	-	-	-	-		• Relay main light, automatic " K "	• Relä huvudljus, automatiskt " K "		2
	3523739-5	1	-	-	-	-		• Relay central locking " L "	• Relä centrallås " L "	(1348129)	2
	1504952-1	1	-	-	-	-		• Relay Rear fog lamp " M "	• Relä Dimbaklykta " M "	(1259926)	1
	1504952-1	1	-	-	-	-		• Relay auxiliary light " M "	• Relä extraljus " M "	(1259926), ALTER 1 (J)	1
	1504952-1	1	-	-	-	-		• Relay auxiliary light " N "	• Relä extraljus " N "	(1259926), ALTER 1 EXC (J)	1
	3515647-0	1	-	-	-	-		• Relay with diode auxiliary light " N "	• Relä med diod extraljus " N "	ALTER 2	2
18	1323312-7	1	-	-	-	-		Fuse holder " AIRBAG "	Säkringshållare " AIRBAG "		3

1) Without kick-down lock. / Utan kick-down spärr.
2) With kick-downs lock. / Med kick-down spärr.

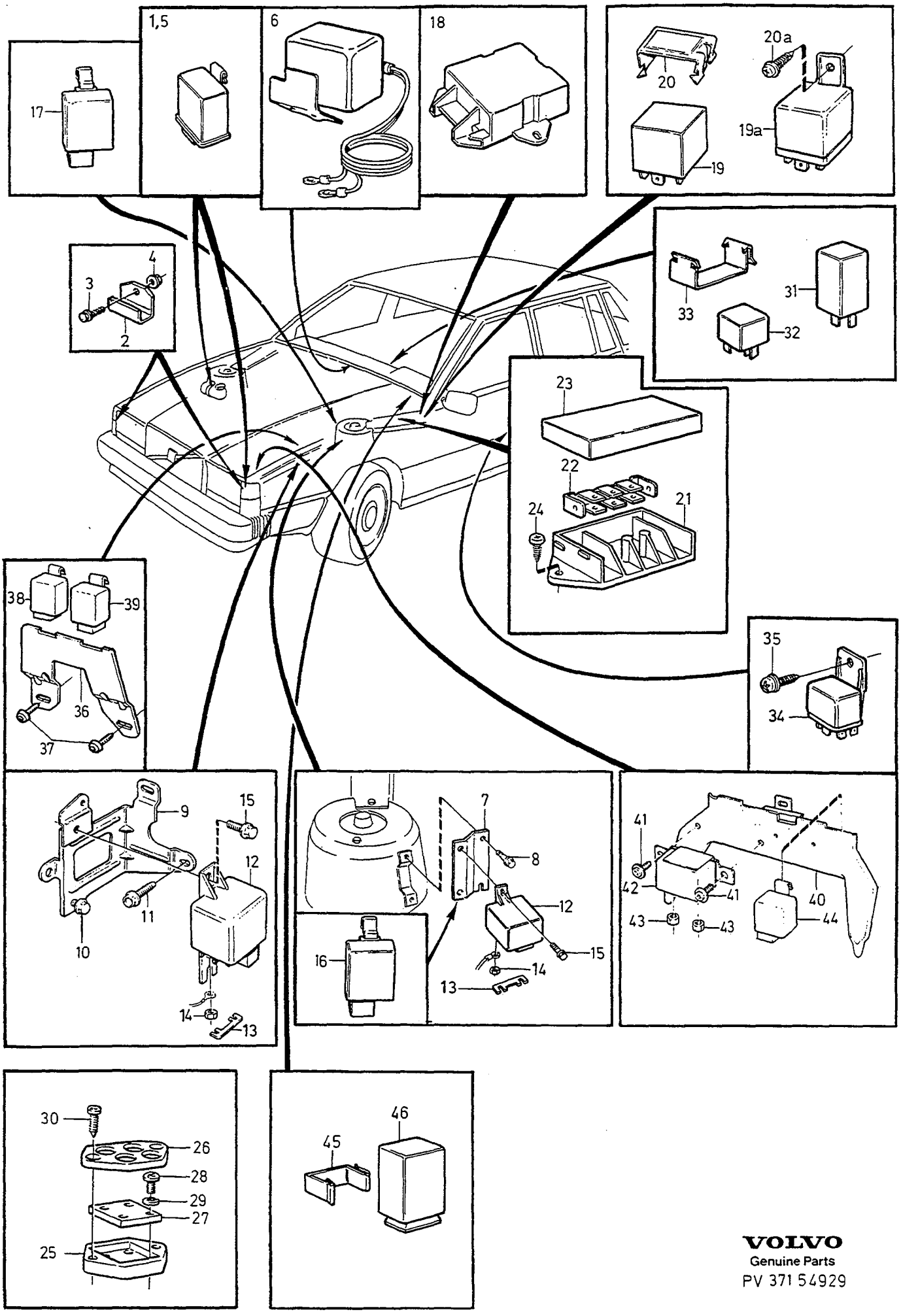

VOLVO
Genuine Parts
PV 371 54929

A
B
C
D
E

OTHER RELAYS — ÖVRIGA RELÄER

Group / Grupp 37

Page / Sida 521

Fig	Part No. Artikel nr	Quantity / Antal A	B	C	D	E	PS	Description	Benämning	Notes Anmärkning	SR
1	1323592-4	1	-	-	-	-		Relay cooling fan	Relä kylfläkt	B200ET, B280	2
								Notes	Anmärkning	1)	
2	3510873-7	1	-	-	-	-		Bracket	Konsol	(1396265)	3
								Relay cooling fan	Relä kylfläkt		
3	945358-0	1	-	-	-	-		Flange screw	Flänsskruv		2
4	945407-5	1	-	-	-	-		Flange nut	Flänsmutter	ALTER 1	2
	968761-7	1	-	-	-	-		Nut	Mutter	ALTER 2	2
5	1323592-4	1	-	-	-	-		Relay	Relä	A.C	2
								Pressure monitor	Tryckvakt		
	1323592-4	1	-	-	-	-		Relay	Relä	B280	2
								Suppression device	Avstörningsanordning		
								Radio	Radio		
6	1323207-9	1	-	-	-	-		Buzzer	Summer	(SA)	3
								Speed warning device	Hastighetsvarnare		
7	1346939-0	1	-	-	-	-		Bracket	Konsol	-1987	4
8	965358-5	2	-	-	-	-		Screw	Skruv	-1987	2
9	3501546-0	1	-	-	-	-		Bracket	Konsol	1988-	4
10	965175-3	1	-	-	-	-		• Flange screw	• Flänsskruv	1988-	2
11	966682-7	2	-	-	-	-		Flange screw	Flänsskruv	1988-	2
12	1363438-1	1	-	-	-	-		Relay glow	Relä glödning	DSL	2
13	1323122-0	1	-	-	-	-		Fuse	Säkring	80A	1
14	955781-0	2	-	-	-	-		Nut	Mutter		2
15	965175-3	1	-	-	-	-		Flange screw	Flänsskruv		2
16	1323592-4	1	-	-	-	-		Relay	Relä	B200ET -1987.	2
								Suppression device	Avstörningsanordning		
								Radio	Radio		
17	1323592-4	1	-	-	-	-		Relay	Relä	B200ET 1988-	2
								Suppression device	Avstörningsanordning		
								Radio	Radio		
18	1308850-5	1	-	-	-	-		Electronic unit	Elektronikenhet	D24TIC -1986.	3
								Indicator oil level	Indikator oljenivå		
19	1324749-9	2	-	-	-	-		Relay seat heating unit	Relä stolsuppvärmning	(1235013) -1987	2
		2	-	-	-	-		Control unit	Styrenhet	1988-	
								seat heating unit	stolsuppvärmning	SEE 85•921	
19a	1324492-6	1	-	-	-	-		Relay automatic dipped beams	Relä automatiskt halvljus	-1989 (S),(N),(DK)	2
20	1277898-1	1	-	-	-	-		Clip	Clips		2
20a	972079-8	1	-	-	-	-		Screw "Torx"	Skruv "Torx"	-1989, (968464)	2
21	1234048-5	1	-	-	-	-		Junction box	Kopplingsdosa	A.C	3
								Lower section	Underdel		
22	1234263-0	1	-	-	-	-		Terminal	Anslutningsstift		3
23	1234264-8	1	-	-	-	-		Cover	Lock		3
								Junction box	Kopplingsdosa		
24	958236-2	2	-	-	-	-		Screw	Skruv		2
25	347714-8	1	-	-	-	-		Base plate	Bottenplatta		4
								Battery	Batteri		
								Cable +	Ledning +		
26	347716-3	1	-	-	-	-		Cover	Lock		4
27	347715-5	1	-	-	-	-		Terminal block	Kopplingsplint		4
28	956090-5	4	-	-	-	-		Screw	Skruv		2
29	941906-0	4	-	-	-	-		Spring washer	Fjäderbricka		2
30	969478-7	2	-	-	-	-		Screw "Torx"	Skruv "Torx"	(955143)	2
31	1363786-3	1	-	-	-	-		Flasher relay hazard warning lights	Blinkrelä varningsblinkers	(J) 1988-	1
32	1504952-1	1	-	-	-	-		Relay varying	Relä växlande	(J) 1988-	1
33	1212957-3	1	-	-	-	-		Clip	Clips	(J) 1988-	2
34	1324492-6	1	-	-	-	-		Relay varying central locking	Relä växlande centrallås	2)	2
35	972079-8	1	-	-	-	-		Screw	Skruv	2) (965395)	2

1) Fits to RH-side on B280 Fits to LH-side on B200ET. / För B280, monteras på höger sida. För B200ET, monteras på vänster sida.
2) CH 6793-

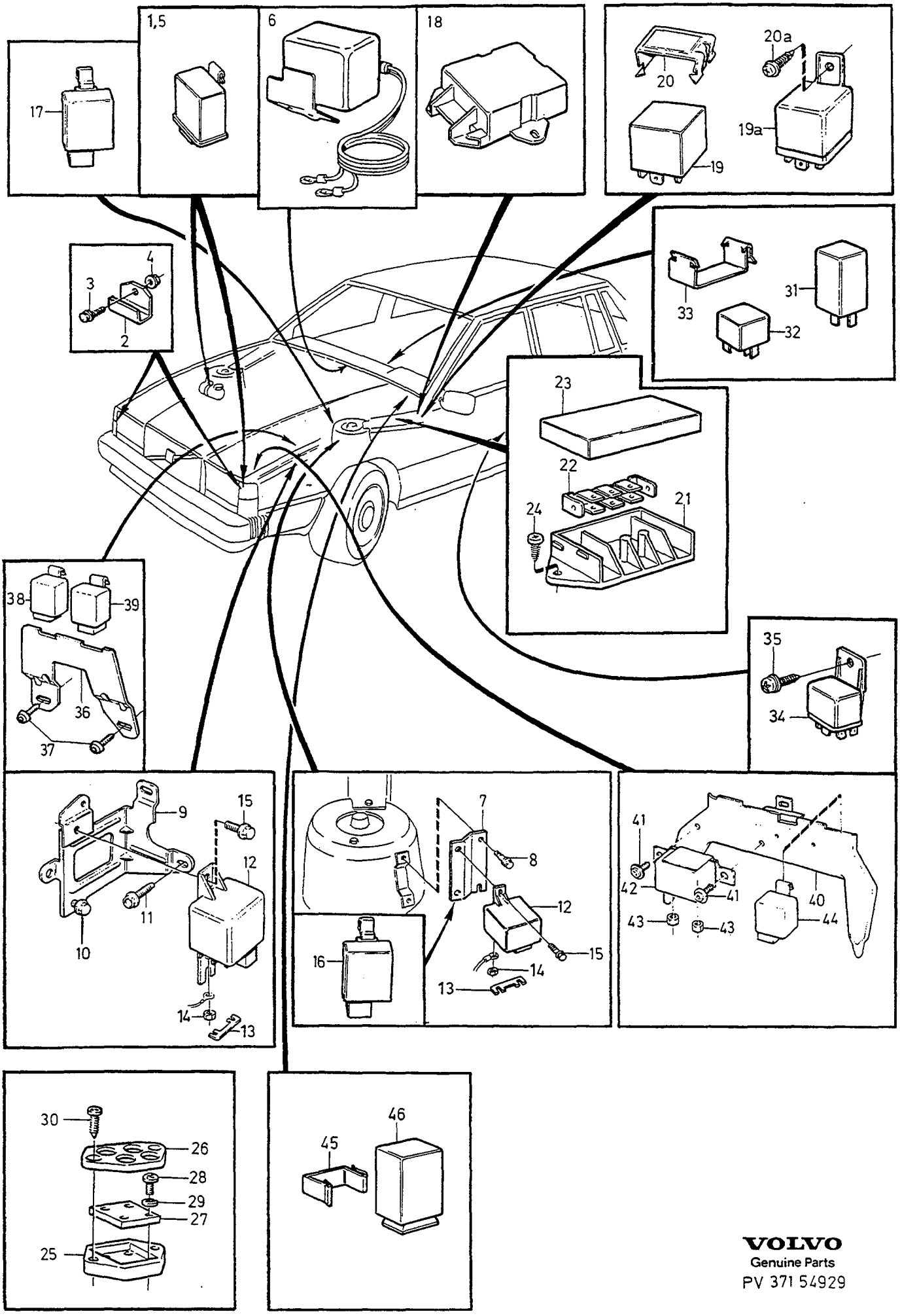

VOLVO
Genuine Parts
PV 371 54929

A
B
C
D
E

OTHER RELAYS ÖVRIGA RELÄER

Group Grupp 37

Page Sida 523

Fig	Part No. Artikel nr	Quantity / Antal A	B	C	D	E	PS	Description	Benämning	Notes Anmärkning	SR
36	3544108-8	1	-	-	-	-		Bracket	Konsol	B204GT	3
37	969487-8	2	-	-	-	-		Screw "Torx"	Skruv "Torx"		2
38	1323592-4	1	-	-	-	-		Relay Suppression device Radio	Relä Avstörningsanordning Radio	B204GT	2
39	1347741-9	1	-	-	-	-		Relay cut off	Relä avstängning	A.C B204GT	2
40	3407157-1	1	-	-	-	-		Bracket	Konsol	B204GT	2
41	969473-8	2	-	-	-	-		Screw "Torx"	Skruv "Torx"	B204GT	2
42	1258126-0	1	-	-	-	-		Relay Fan electric	Relä Kylfläkt elektrisk	A.C B204GT	2
43	955781-0	2	-	-	-	-		Nut	Mutter		2
44	1323592-4	1	-	-	-	-		Relay Fan electric	Relä Kylfläkt elektrisk	A.C B204GT	2
45	1212957-3	1	-	-	-	-		Clip	Clips	1991-	2
46	1362887-0	1	-	-	-	-		Relay gear change inhibitor	Relä växelspärr	1991- AUTO.TRANS	2

INSTRUMENTATION / INSTRUMENTERING

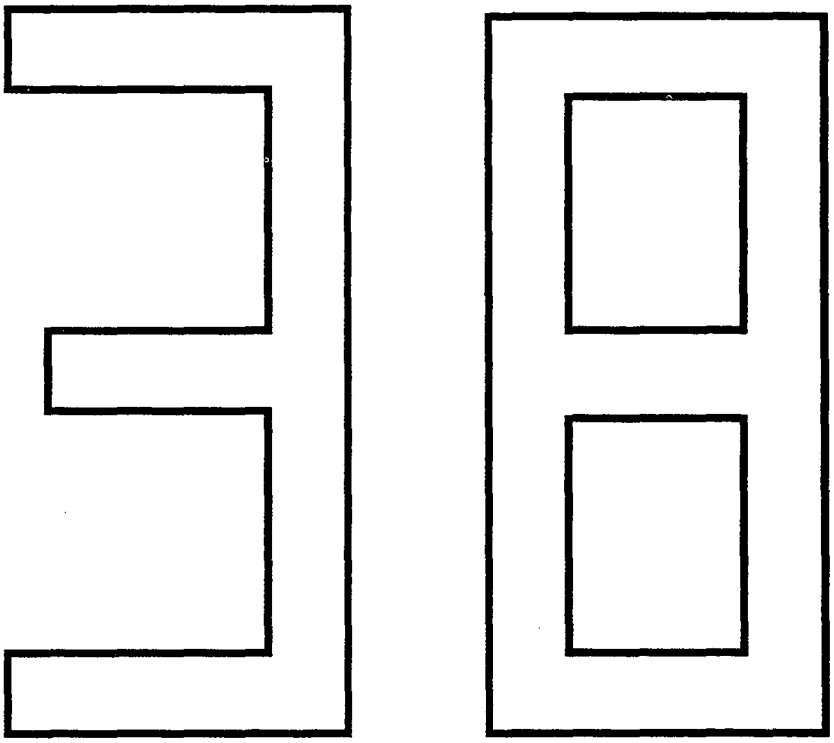

A
B
C
D
E

SUB GROUP
INSTRUMENTATION

UNDERGRUPP
INSTRUMENTERING

Group
Grupp
38

Page
Sida
525

Fig	Part No. Artikel nr	Quantity / Antal A	B	C	D	E	P S	Description	Benämning	Notes Anmärkning	S R
		-	-	-	-	-		Instrumentation	Instrumentering	SEE 38•527	
		-	-	-	-	-		Combi-instrument D24TIC, B280E, B280F	Kombiinstrument D24TIC, B280E, B280F	SEE 38•529 -1987.	
		-	-	-	-	-		Combi-instrument B200ET	Kombiinstrument B200ET	SEE 38•531 -1987.	
		-	-	-	-	-		Combi-instrument B204GT	Kombiinstrument B204GT	SEE 38•533	
		-	-	-	-	-		Combi-instrument ..... YAZAKI	Kombiinstrument ..... YAZAKI	SEE 38•535 1)	
		-	-	-	-	-		Combi-instrument ..... YAZAKI	Kombiinstrument ..... YAZAKI	SEE 38•537 2)	
		-	-	-	-	-		Combi-instrument ..... VDO	Kombiinstrument ..... VDO	SEE 38•539 1)	
		-	-	-	-	-		Combi-instrument ..... (J)	Kombiinstrument ..... (J)	SEE 38•541 1)	
		-	-	-	-	-		Combi-instrument ..... (J)	Kombiinstrument ..... (J)	SEE 38•543 2)	
		-	-	-	-	-		Tank sender ..... DSL	Tankarmatur ..... DSL	SEE 38•545 -1987.	
		-	-	-	-	-		Tank sender ..... DSL	Tankarmatur ..... DSL	SEE 38•549 1988-	
		-	-	-	-	-		Tank sender ..... F.I	Tankarmatur ..... F.I	SEE 38•551 -1987	
		-	-	-	-	-		Tank sender ..... F.I	Tankarmatur ..... F.I	SEE 38•555 -1990	
		-	-	-	-	-		Tank sender ..... F.I	Tankarmatur ..... F.I	SEE 38•557 1991-	
		-	-	-	-	-		Electric equipment ..... ABS	Elutrustning ..... ABS	SEE 38•559	

1) CH -6499.
2) CH 6793-

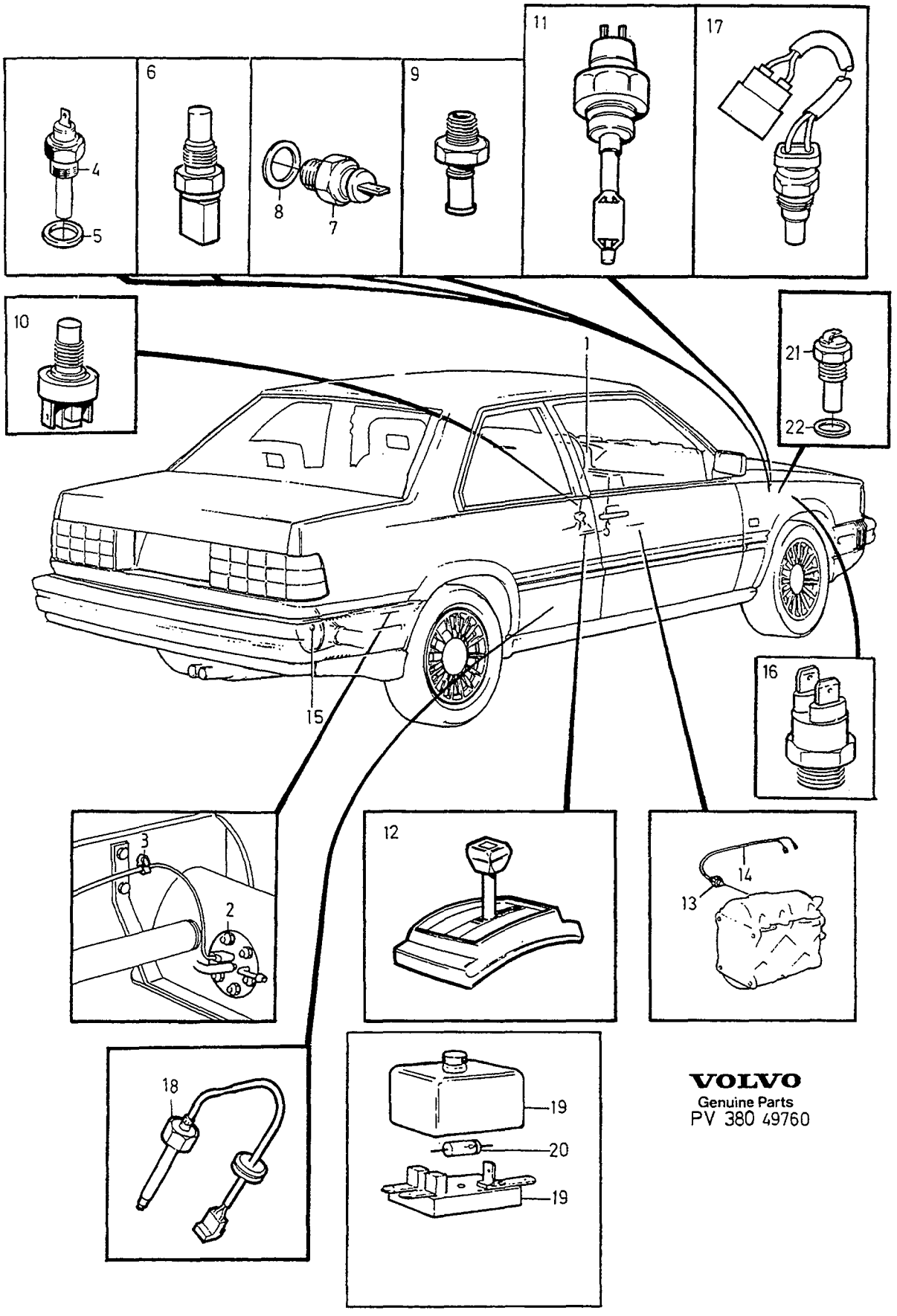
1
2
3
4
5
6
7
8
9
10
11
12
13
14
15
16
17
18
19
20
21
22
VOLVO
Genuine Parts
PV 380 49760

A
B
C
D
E

INSTRUMENTATION INSTRUMENTERING

Group / Grupp 38

Page / Sida 527

Fig	Part No. / Artikel nr	Quantity / Antal A	B	C	D	E	PS	Description	Benämning	Notes / Anmärkning	SR
1		-	-	-	-	-		Combined instrument	Kombinationsinstrument	SEE 38•529	
2		-	-	-	-	-		Combined tank unit	Tankarmatur	SEE 38•545	
3	1321956-3	1	-	-	-	-		Clamp	Klamma		2
4	3517501-7	2	-	-	-	-		Temperature sensor	Temperaturgivare	DSL	2
	1328397-3	1	-	-	-	-		Temperature sensor front	Temperaturgivare främre	1) DSL	2
5	947281-2	2	-	-	-	-		Gasket	Packning	DSL	2
6	1362645-2	1	-	-	-	-		Temperature sensor	Temperaturgivare	4CYL	2
	1362644-5	1	-	-	-	-		Temperature sensor	Temperaturgivare	6CYL	2
7	1257137-8	1	-	-	-	-		Oil pressure sensor	Oljetrycksgivare	DSL	2
	1218190-5	1	-	-	-	-		Oil pressure sensor	Oljetrycksgivare	6CYL. ENG-14417.	2
	1218360-4	1	-	-	-	-		Oil pressure sensor	Oljetrycksgivare	6CYL. ENG 14418-,	2
8	947281-2	1	-	-	-	-		Gasket	Packning	(946532), DSL.	2
	11998-2	1	-	-	-	-		Gasket	Packning	6CYL	1
9	1347003-4	1	-	-	-	-		Oil pressure sensor	Oljetrycksgivare	4CYL	2
☆ 10	3544691-3	1	-	-	-	-		Brake light switch	Bromsljuskontakt		1
11	247509-3	1	-	-	-	-		Oil level sensor	Oljenivågivare	D24TIC -1986.	3
12		-	-	-	-	-		Cover	Kåpa	SEE 43•669	
13		1	-	-	-	-		Switch back-up lamp	Strömställare backljus	SEE 43•599	
14		1	-	-	-	-		Cable harness back-up lamp	Ledningsmatta backljus	SEE 37•485	
15		1	-	-	-	-		Sensor	Givare	SEE 46•697	
								Speedometer	Hastighetsmätare		
16	3515613-2	1	-	-	-	-		Thermo contact coolant	Termokontakt kylvätska	2) D24TIC	2
								Connecting pipe	Anslutningsrör		
17	3515285-9	1	-	-	-	-		Temperature sensor coolant	Temperaturgivare kylvätska	3) D24TIC	2
18	1326181-3	1	-	-	-	-		Temperature sensor	Temperaturgivare	-1987. (J)	2
								Temperature warning system	Temperaturvarningssystem		
	3501541-1	1	-	-	-	-		Temperature sensor	Temperaturgivare	1988- (J)	3
								Temperature warning system	Temperaturvarningssystem		
19	686066-2	1	-	-	-	-		Fuse box	Säkringsdosa	(J)	4
								Temperature warning system	Temperaturvarningssystem		
20	6772374-2	1	-	-	-	-		Diode	Diod	(J)	3
								Temperature warning system	Temperaturvarningssystem		
21	1324625-1	1	-	-	-	-		Temperature sensor	Temperaturgivare	B280F. (J)	2
								Oil temperature gauge	Oljetemperaturmätare		
22	11998-2	1	-	-	-	-		Gasket	Packning		1

1) Service alternative. / Service alternativ.
2) CH -6499.
3) CH 6793-

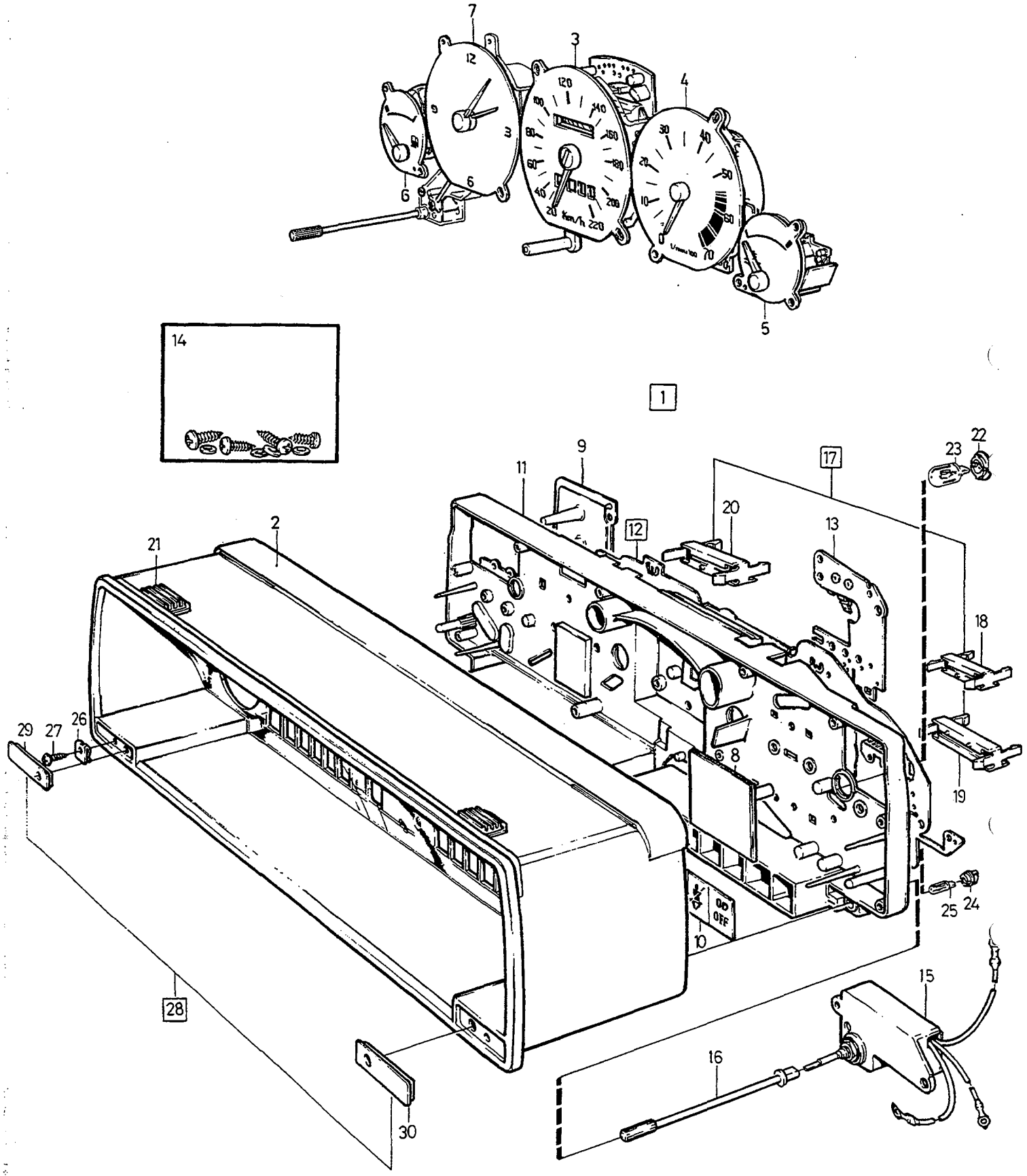

VOLVO
Genuine Parts
PV 380 47503

A
B
C
D
E

COMBI-INSTRUMENT — KOMBIINSTRUMENT

Group / Grupp 38

Page / Sida 529

-1987. D24TIC,B280E,B280F

Fig	Part No. Artikel nr	Quantity / Antal A	B	C	D	E	P S	Description	Benämning	Notes Anmärkning	S R
1		-	-	-	-	-	NS	Combined instrument	Kombinationsinstrument		
2	3523007-7	1	-	-	-	-		• Housing	• Hus	(1347519)	4
3	1363755-8	1	-	-	-	-		• Speedometer	• Hastighetsmätare	20-240 km/h D24TIC	3
	1363754-1	1	-	-	-	-		• Speedometer	• Hastighetsmätare	20-220 km/h B280E (SA)	3
	1363749-1	1	-	-	-	-		• Speedometer	• Hastighetsmätare	20-220 km/h B280E,B280F EUROPE	3
4	1348727-7	1	-	-	-	-		• Tachometer	• Varvräknare	D24TIC	3
	1363893-7	1	-	-	-	-		• Tachometer	• Varvräknare	B280E,B280F	3
5	1363028-0	1	-	-	-	-		• Temperature gauge	• Temperaturmätare	-1986	2
	1363748-3	1	-	-	-	-		• Temperature gauge	• Temperaturmätare	1987	2
6	1348718-6	1	-	-	-	-		• Fuel gauge	• Bränslemätare	-1986	2
	1398007-3	-	-	-	-	-		• Fuel gauge	• Bränslemätare	1987	2
7	1348720-2	1	-	-	-	-		• Clock	• Klocka		2
8	1347523-1	2	-	-	-	-		• Cover plate without holes	• Täckplatta utan hål		3
9	1347525-6	1	-	-	-	-		• Cover plate, l.h.	• Täckplatta, v		3
	1347524-9	1	-	-	-	-		• Cover plate, r.h.	• Täckplatta, h		3
10	1362450-7	1	-	-	-	-		• Symbol strip Kit	• Symbolskiva Sats	-1986	3
	1398338-2	1	-	-	-	-		• Symbol strip Kit	• Symbolskiva Sats	1987	3
11	1348738-4	1	-	-	-	-		• Base plate	• Bottenplatta	-1986	3
	1363758-2	1	-	-	-	-		• Base plate	• Bottenplatta	1987	3
12	1362413-5	1	-	-	-	-		• Printed circuit board	• Kretskort	-1986	3
	1363760-8	1	-	-	-	-		• Wiring plate	• Ledningsplatta	1987	3
13	1363789-7	1	-	-	-	-		• Wiring plate Speedometer	• Ledningsplatta Hastighetsmätare		3
14	1362222-0	1	-	-	-	-		• Screw kit	• Skruvsats	-1986	3
	1363764-0	1	-	-	-	-		• Screw kit	• Skruvsats	1987	3
15	1398848-0	1	-	-	-	-		• Rheostat	• Reostat	(1363757)	2
16	1347515-7	1	-	-	-	-		• Button	• Knapp		3
17	1347516-5	1	-	-	-	-		• Retainer	• Hållare		3
18		1	-	-	-	-	KN	• • Contact	• • Kontakt	7-POLE	
19		1	-	-	-	-	KN	• • Contact	• • Kontakt	8-POLE	
20		1	-	-	-	-	KN	• • Contact	• • Kontakt	12-POLE	
21	1323291-3	2	-	-	-	-		• Retaining clip	• Hållare		3
22	1347526-4	4	-	-	-	-		• Bulb socket	• Lamphållare		2
23	942571-1	4	-	-	-	-		• Bulb	• Glödlampa	3W	1
24	1308634-3	18	-	-	-	-		• Bulb socket	• Lamphållare		2
25	942327-8	16	-	-	-	-		• Bulb	• Glödlampa	1,2W	1
26	1347712-0	2	-	-	-	-		Spring nut	Fjädermutter		3
27	945912-4	2	-	-	-	-		Screw	Skruv		5
28	9122000-4	1	-	-	-	-		Cap Kit	Lock Sats		3
29		1	-	-	-	-	KN	• Cap, l.h.	• Lock, v		
30		1	-	-	-	-	KN	• Cap, r.h.	• Lock, h		

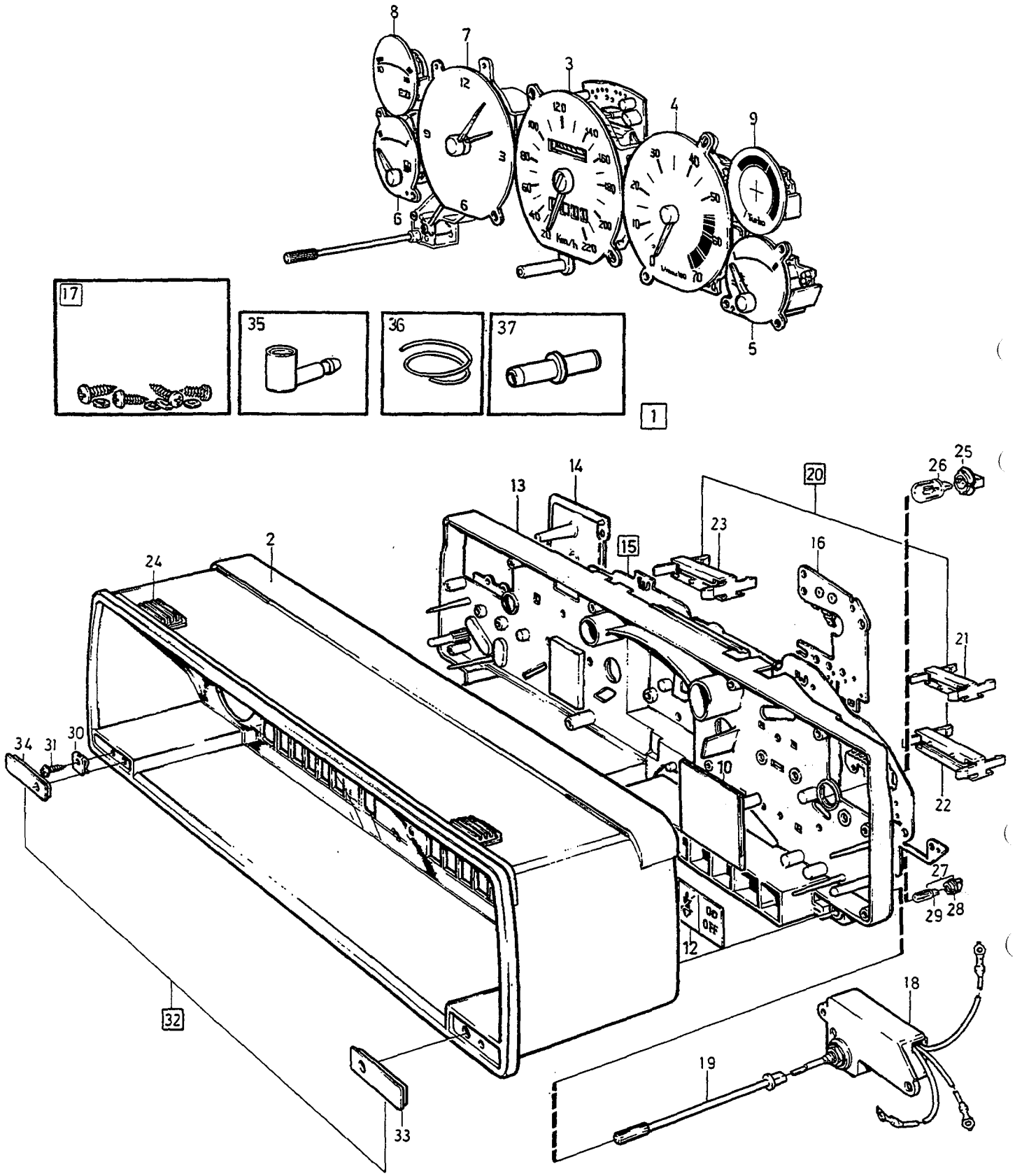

VOLVO
Genuine Parts
PV 380 47504

A
B
C
D
E

COMBI-INSTRUMENT KOMBIINSTRUMENT

Group / Grupp 38

Page / Sida 531

-1987. B200ET

Fig	Part No. Artikel nr	Quantity / Antal A	B	C	D	E	PS	Description	Benämning	Notes Anmärkning	SR
1		1	-	-	-	-	NS	Combined instrument	Kombinationsinstrument		
2	3523007-7	1	-	-	-	-		• Housing no text	• Hus utan text	(1347519)	4
3	1363755-8	1	-	-	-	-		• Speedometer	• Hastighetsmätare	20-240 km/h	3
4	1362438-2	1	-	-	-	-		• Tachometer	• Varvräknare		3
5	1363748-3	1	-	-	-	-		• Temperature gauge	• Temperaturmätare		2
6	1398007-3	1	-	-	-	-		• Fuel gauge	• Bränslemätare		2
7	1348720-2	1	-	-	-	-		• Clock	• Klocka		2
8	3515760-1	1	-	-	-	-		• Voltmeter complete	• Voltmeter komplett	(1398191)	2
9	1363448-0	1	-	-	-	-		• Charge pressure meter	• Laddtryckmätare		3
10	1347521-5	1	-	-	-	-		• Cover plate, l.h. with holes	• Täckplatta, v med hål		3
	1347522-3	1	-	-	-	-		• Cover plate, r.h. with holes	• Täckplatta, h med hål		3
12	1398338-2	1	-	-	-	-		• Symbol strip Set	• Symbolskiva Sats		3
13	1363758-2	1	-	-	-	-		• Base plate	• Bottenplatta		3
14	1363513-1	1	-	-	-	-		• Cover plate	• Täckplatta		3
15	1363760-8	1	-	-	-	-		• Wiring plate	• Ledningsplatta		3
16	1363789-7	1	-	-	-	-		• Wiring plate	• Ledningsplatta		3
17	1363764-0	1	-	-	-	-		• Screw kit	• Skruvsats		3
18	1398848-0	1	-	-	-	-		• Rheostat	• Reostat	(1363757)	2
19	1347515-7	1	-	-	-	-		• Button	• Knapp		3
20	1347516-5	1	-	-	-	-		• Retainer	• Hållare	7-8-12 POLE	3
21		1	-	-	-	-	KN	• • Contact	• • Kontakt	7-POLE	
22		1	-	-	-	-	KN	• • Contact	• • Kontakt	8-POLE	
23		1	-	-	-	-	KN	• • Contact	• • Kontakt	12-POLE	
24	1323291-3	2	-	-	-	-		• Retaining clip	• Hållare		3
25	1347526-4	4	-	-	-	-		• Bulb socket	• Lamphållare	3,4W	2
26	942571-1	4	-	-	-	-		• Bulb	• Glödlampa	3W	1
27	966327-9	18	-	-	-	-		• Bulb with lamp	• Glödlampa med lampa		1
28	1308634-3	X	-	-	-	-		• Bulb socket	• Lamphållare	1,4W	2
29	942327-8	X	-	-	-	-		• Bulb	• Glödlampa	1,2W	1
30	1347712-0	2	-	-	-	-		Spring nut	Fjädermutter		3
31	945912-4	2	-	-	-	-		Screw	Skruv		5
32	9122000-4	1	-	-	-	-		Cap Set	Lock Sats		3
33		1	-	-	-	-	KN	• Cap, l.h.	• Lock, v		
34		1	-	-	-	-	KN	• Cap, r.h.	• Lock, h		
35	1323147-7	1	-	-	-	-		Elbow nipple	Vinkelnippel		3
36	1306703-8	X	-	-	-	-		Hose by the meter	Slang metervara	LG 1620mm	2
37	3501369-7	1	-	-	-	-		Joint nipple	Skarvnippel		2

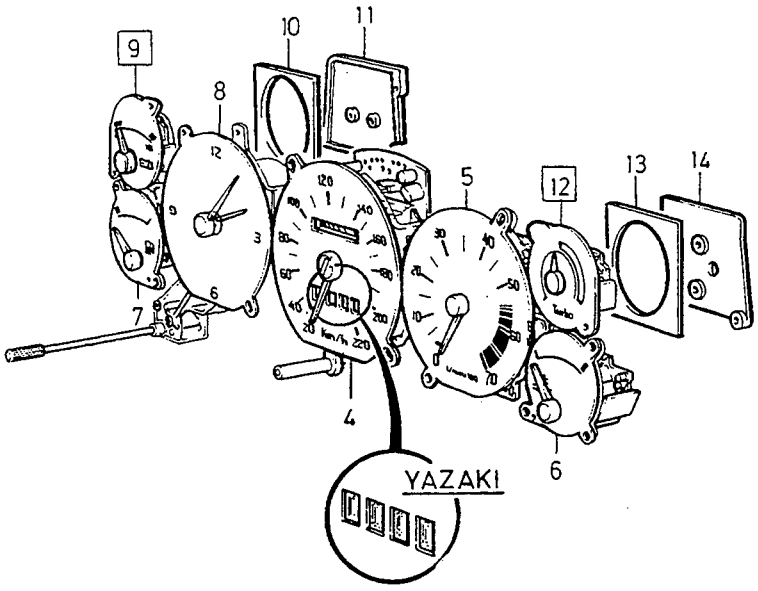

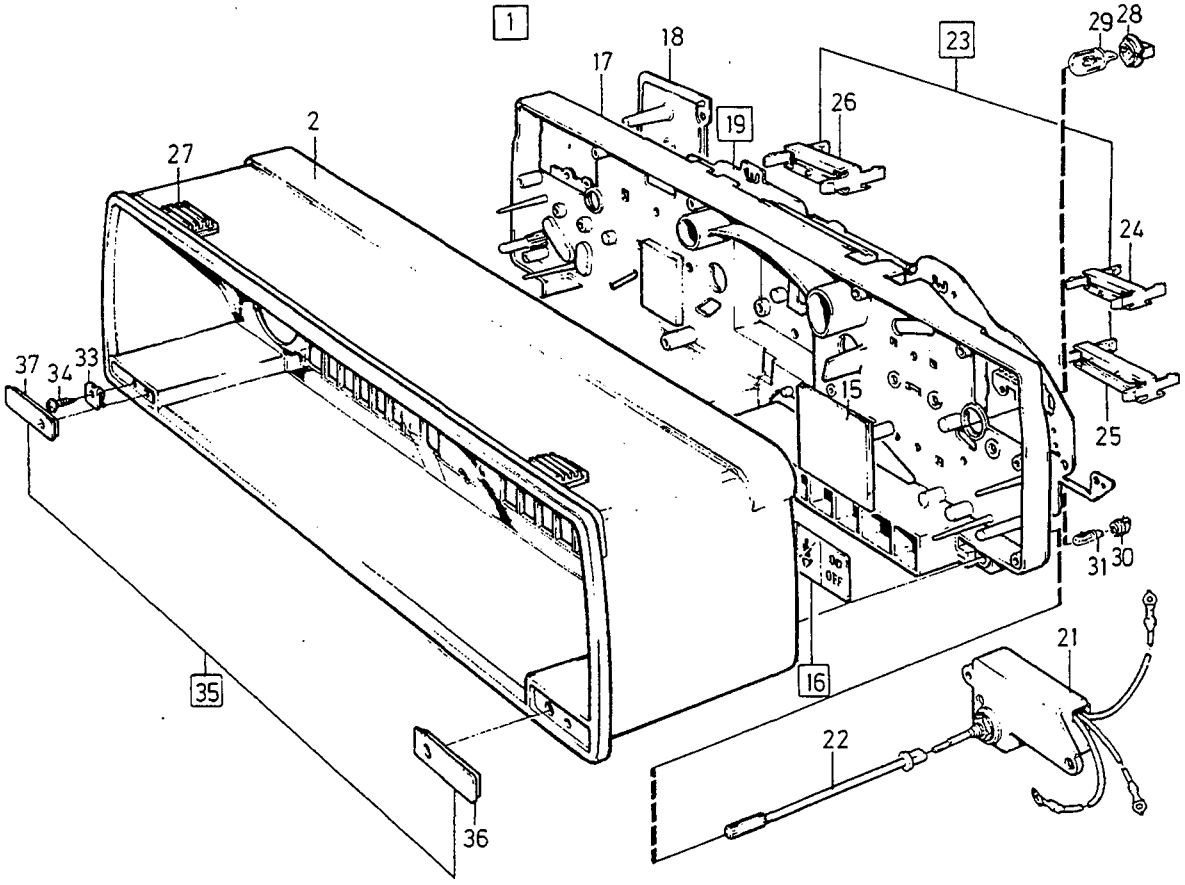

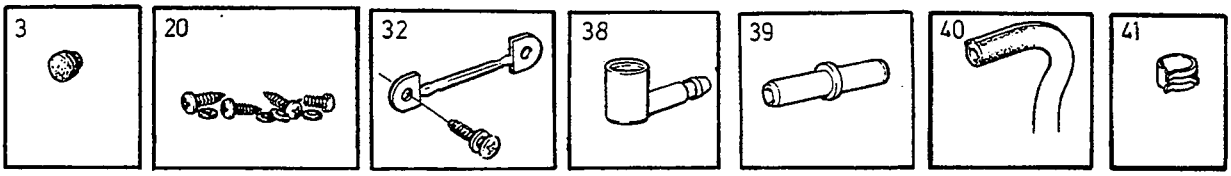

VOLVO
Genuine Parts
PV 380 52610

A	B204GT	COMBI-INSTRUMENT KOMBIINSTRUMENT	Group Grupp 38
B			
C			Page Sida 533
D			
E		YAZAKI	

Fig	Part No. Artikel nr	Quantity / Antal A	B	C	D	E	PS	Description	Benämning	Notes Anmärkning	SR
1		1	-	-	-	-	NS	Combined instrument	Kombinationsinstrument		
2	3523007-7	1	-	-	-	-		• Housing	• Hus		4
3	1398814-2	1	-	-	-	-		•• Rubber plug	•• Gummiplugg		3
4	3515299-0	1	-	-	-	-		• Speedometer	• Hastighetsmätare	20-240 km/h	3
5	1362438-2	1	-	-	-	-		• Tachometer	• Varvräknare		3
6	1363748-3	1	-	-	-	-		• Temperature gauge	• Temperaturmätare		2
7	1398007-3	1	-	-	-	-		• Fuel gauge	• Bränslemätare		2
8	1348720-2	1	-	-	-	-		• Clock	• Klocka		2
9	3515760-1	1	-	-	-	-		• Voltmeter Kit	• Voltmeter Sats		2
10	1347522-3	1	-	-	-	-		•• Cover plate, r.h.	•• Täckplatta, h		3
11	1348145-2	1	-	-	-	-		•• Base plate, r.h.	•• Bottenplatta, h		3
12	1363448-0	1	-	-	-	-		• Charge pressure meter Kit	• Laddtryckmätare Sats		3
13	1347521-5	1	-	-	-	-		•• Cover plate, l.h.	•• Täckplatta, v		3
14	1363513-1	1	-	-	-	-		•• Cover plate	•• Täckplatta		3
15	1347523-1	2	-	-	-	-		• Cover plate without holes	• Täckplatta utan hål		3
	1347522-3	1	-	-	-	-		• Cover plate, r.h. with holes	• Täckplatta, h med hål		3
	1347521-5	1	-	-	-	-		• Cover plate, l.h. with holes	• Täckplatta, v med hål		3
16	3523665-2	1	-	-	-	-		• Symbol strip Set	• Symbolskiva Sats		3
17	3523707-2	1	-	-	-	-		• Base plate	• Bottenplatta		3
18	1347524-9	1	-	-	-	-		• Cover plate, r.h.	• Täckplatta, h		3
	1347525-6	1	-	-	-	-		• Cover plate, l.h.	• Täckplatta, v		3
19	3523666-0	1	-	-	-	-		• Wiring plate	• Ledningsplatta		3
20	3515114-1	1	-	-	-	-		• Screw kit	• Skruvsats		3
21	1398848-0	1	-	-	-	-		• Rheostat	• Reostat		2
22	1347515-7	1	-	-	-	-		• Button	• Knapp		3
23	1347516-5	1	-	-	-	-		• Retainer Set	• Hållare Sats		3
24		1	-	-	-	-		•• Retainer	•• Hållare	7-POLE	
25		1	-	-	-	-		•• Retainer	•• Hållare	8-POLE	
26		1	-	-	-	-		•• Retainer	•• Hållare	12-POLE	
27	1323291-3	2	-	-	-	-		• Retaining clip	• Hållare		3
28	1347526-4	4	-	-	-	-		• Bulb socket	• Lamphållare	3,0W	2
29	942571-1	4	-	-	-	-		• Bulb	• Glödlampa	3,0W	1
30	1308634-3	18	-	-	-	-		• Bulb socket	• Lamphållare	1,4W	2
31	942327-8	16	-	-	-	-		• Bulb	• Glödlampa	1,2W	1
32	1398491-9	1	-	-	-	-		• Fuse kit	• Säkringsats		3
33	1347712-0	2	-	-	-	-		Spring nut	Fjädermutter		3
34	945912-4	2	-	-	-	-		Screw	Skruv		5
35	9122000-4	1	-	-	-	-		Cap Kit	Lock Sats		3
36		1	-	-	-	-	KN	• Cover, l.h.	• Lock, v		
37		1	-	-	-	-	KN	• Cover, r.h.	• Lock, h		
38	1323147-7	1	-	-	-	-		Elbow nipple	Vinkelnippel		3
39	3501369-7	1	-	-	-	-		Joint nipple	Skarvnippel		2
40	1306703-8	X	-	-	-	-		Hose by the meter	Slang metervara		2
41	1346542-2	1	-	-	-	-		Hose clamp	Slangklamma		2

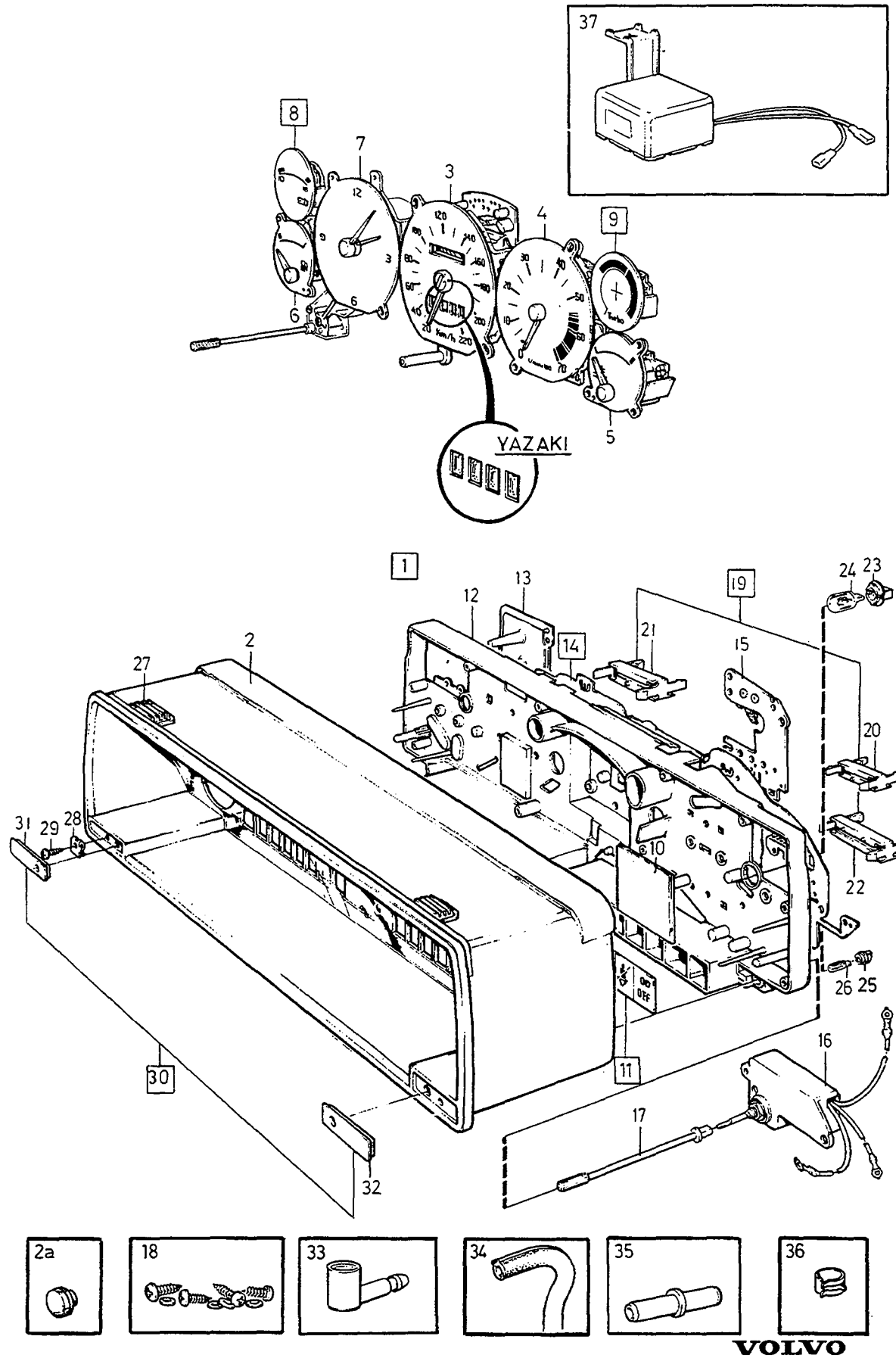

VOLVO
Genuine Parts
PV 380 52629

A	B200ET
B	B280E, B280F
C	D24TIC
D	4CYL, (SA)
E	6CYL, (SA)

COMBI-INSTRUMENT — KOMBIINSTRUMENT

1) YAZAKI

Group / Grupp 38 — Page / Sida 535

Fig	Part No. / Artikel nr	Quantity / Antal A	B	C	D	E	PS	Description	Benämning	Notes / Anmärkning	SR
1		1	1	1	1	1	NS	Combined instrument	Kombinationsinstrument		
2	3523007-7	1	1	1	1	1		•Housing	•Hus	(1347519)	4
2a	1398814-2	1	1	1	1	1		••Rubber plug	••Gummiplugg		3
3	1363749-1	-	1	-	-	-		•Speedometer	•Hastighetsmätare	20-220 km/h	3
	1363754-1	-	-	-	-	1		•Speedometer	•Hastighetsmätare	20-220 km/h	3
	1363755-8	1	-	1	1	-		•Speedometer	•Hastighetsmätare	20-240 km/h	3
4	1362438-2	1	-	-	1	-		•Tachometer	•Varvräknare		3
	1363893-7	-	1	-	-	1		•Tachometer	•Varvräknare		3
	1348727-7	-	-	1	-	-		•Tachometer	•Varvräknare		3
5	1363748-3	1	1	1	1	1		•Temperature gauge	•Temperaturmätare		2
6	1398007-3	1	1	1	1	1		•Fuel gauge	•Bränslemätare		2
7	1348720-2	1	1	1	1	1		•Clock	•Klocka		2
8	3515760-1	1	-	-	1	-		•Voltmeter Set	•Voltmeter Sats	(1398191)	2
9	1363448-0	1	-	-	1	-		•Charge pressure meter Set	•Laddtryckmätare Sats		3
10	1347523-1	-	2	2	-	2		•Cover plate without holes	•Täckplatta utan hål		3
	1347522-3	1	-	-	1	-		•Cover plate, r.h. with holes	•Täckplatta, h med hål		3
	1347521-5	1	-	-	1	-		•Cover plate, l.h. with holes	•Täckplatta, v med hål		3
11	3523665-2	1	1	1	1	1		•Symbol strip Kit	•Symbolskiva Sats	(3523549)	3
12	1363758-2	1	1	1	1	1		•Base plate	•Bottenplatta		3
13	1347524-9	-	1	1	-	1		•Cover plate, r.h.	•Täckplatta, h		3
	1347525-6	-	1	1	-	1		•Cover plate, l.h.	•Täckplatta, v		3
	1363513-1	1	-	1	1	-		•Cover plate	•Täckplatta		3
14	1398494-3	1	1	1	1	1		•Wiring plate	•Ledningsplatta		3
15	1363789-7	1	1	1	1	1		•Wiring plate Speedometer	•Ledningsplatta Hastighetsmätare		3
16	1398848-0	1	1	1	1	1		•Rheostat	•Reostat		2
17	1347515-7	1	1	1	1	1		•Button	•Knapp		3
18	1363764-0	1	1	1	1	1		•Screw kit	•Skruvsats		3
19	1347516-5	1	1	1	1	1		•Retainer	•Hållare		3
20		1	1	1	1	1	KN	••Connector	••Anslutning	7-POLE	
21		1	1	1	1	1	KN	••Connector	••Anslutning	8-POLE	
22		1	1	1	1	1	KN	••Connector	••Anslutning	12-POLE	
23	1347526-4	4	4	4	4	4		•Bulb socket	•Lamphållare	3,0W	2
24	942571-1	4	4	4	4	4		•Bulb	•Glödlampa	3,0W	1
25	1308634-3	18	18	18	18	18		•Bulb socket	•Lamphållare	1,4W	2
26	942327-8	X	X	X	X	X		•Bulb	•Glödlampa	1,2W	1
27	1323291-3	2	2	2	2	2		•Retaining clip	•Hållare		3
28	1347712-0	2	2	2	2	2		Spring nut	Fjädermutter		3
29	945912-4	2	2	2	2	2		Screw	Skruv		5
30	9122000-4	1	1	1	1	1		Cap Set	Lock Sats		3
31		1	1	1	1	1	KN	•Cover, l.h.	•Lock, v		
32		1	1	1	1	1	KN	•Cover, r.h.	•Lock, h		
33	1323147-7	1	-	-	-	-		Elbow nipple	Vinkelnippel		3
34	1306703-8	X	-	-	-	-		Hose by the meter	Slang metervara		2
35	3501369-7	1	-	-	-	-		Joint nipple	Skarvnippel		2
36	1389646-9	1	-	-	-	-		Hose clamp	Slangklamma		2
37		-	-	-	1	1		Buzzer Speed warning device	Summer Hastighetsvarnare	SEE 37•521	

1) CH -6499.

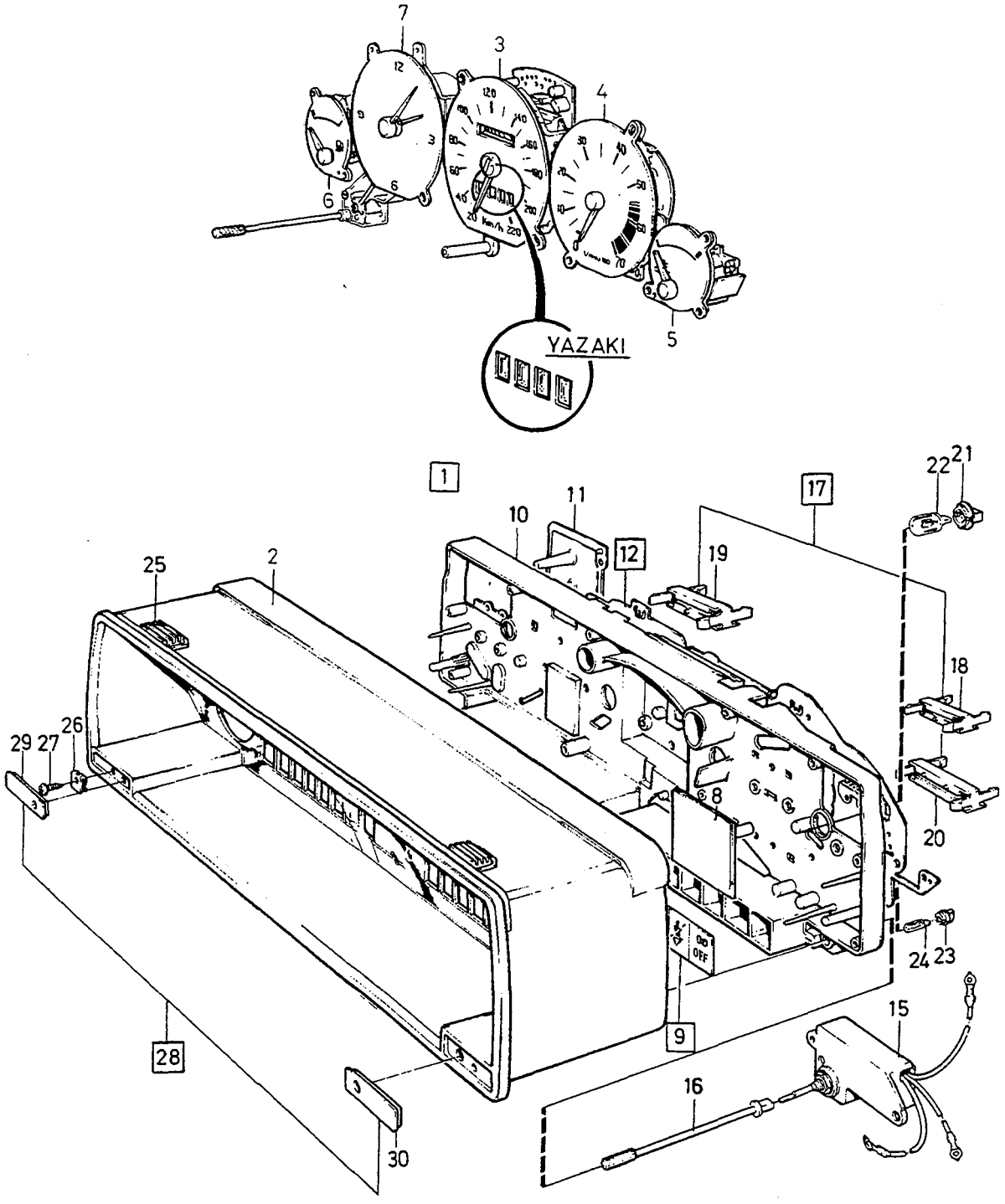

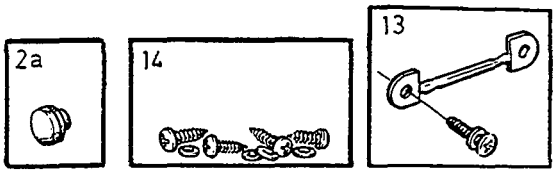

VOLVO
Genuine Parts
PV 380 526 31

A	B280F
B	D24TIC
C	
D	
E	

COMBI-INSTRUMENT — KOMBIINSTRUMENT

1) YAZAKI

Group / Grupp: 38

Page / Sida: 537

Fig	Part No. / Artikel nr	Quantity / Antal A	B	C	D	E	PS	Description	Benämning	Notes / Anmärkning	SR
1		1	1	-	-	-	NS	Combined instrument	Kombinationsinstrument		
2	3523007-7	1	1	-	-	-		•Housing	•Hus		4
2a	1398814-2	1	1	-	-	-		••Rubber plug	••Gummiplugg		3
3	3515298-2	1	-	-	-	-		•Speedometer	•Hastighetsmätare	20-220 km/h	3
	3515299-0	-	1	-	-	-		•Speedometer	•Hastighetsmätare	20-240km/h	3
4	1363893-7	1	-	-	-	-		•Tachometer	•Varvräknare		3
	1348727-7	-	1	-	-	-		•Tachometer	•Varvräknare		3
5	1363748-3	1	-	-	-	-		•Temperature gauge	•Temperaturmätare		2
	3515761-9	-	1	-	-	-		•Temperature gauge	•Temperaturmätare		2
6	1398007-3	1	1	-	-	-		•Fuel gauge	•Bränslemätare		2
7	1348720-2	1	1	-	-	-		•Clock	•Klocka		2
8	1347523-1	2	2	-	-	-		•Cover plate without holes	•Täckplatta utan hål		3
9	3523665-2	1	1	-	-	-		•Symbol strip Set	•Symbolskiva Sats	(3523549)	3
10	3523707-2	1	1	-	-	-		•Base plate	•Bottenplatta	(3515110)	3
11	1347524-9	1	1	-	-	-		•Cover plate, r.h.	•Täckplatta, h		3
	1347525-6	1	1	-	-	-		•Cover plate, l.h.	•Täckplatta, v		3
12	3515111-7	1	1	-	-	-		•Wiring plate	•Ledningsplatta		3
	3523666-0	1	1	-	-	-		•Wiring plate	•Ledningsplatta	2) 1990-	3
13	1398491-9	1	1	-	-	-		•Fuse kit	•Säkringsats		3
14	3515114-1	1	1	-	-	-		•Screw kit	•Skruvsats		3
15	1398848-0	1	1	-	-	-		•Rheostat	•Reostat		2
16	1347515-7	1	1	-	-	-		•Button	•Knapp		3
17	1347516-5	1	1	-	-	-		•Retainer	•Hållare		3
18		1	1	-	-	-	KN	••Connector	••Anslutning	7-POLE	
19		1	1	-	-	-	KN	••Connector	••Anslutning	8-POLE	
20		1	1	-	-	-	KN	••Connector	••Anslutning	12-POLE	
21	1347526-4	4	4	-	-	-		•Bulb socket	•Lamphållare	3,0W	2
22	942571-1	4	4	-	-	-		•Bulb	•Glödlampa	3,0W	1
23	1308634-3	18	18	-	-	-		•Bulb socket	•Lamphållare	1,4W	2
24	942327-8	16	17	-	-	-		•Bulb	•Glödlampa	1,2W	1
25	1323291-3	2	2	-	-	-		•Retaining clip	•Hållare		3
26	1347712-0	2	2	-	-	-		Spring nut	Fjädermutter		3
27	945912-4	2	2	-	-	-		Screw	Skruv		5
28	9122000-4	1	1	-	-	-		Cap Set	Lock Sats		3
29		1	1	-	-	-	KN	•Cover, l.h.	•Lock, v		
30		1	1	-	-	-	KN	•Cover, r.h.	•Lock, h		

1) CH 6793-
2) With airbag. / Med airbag.

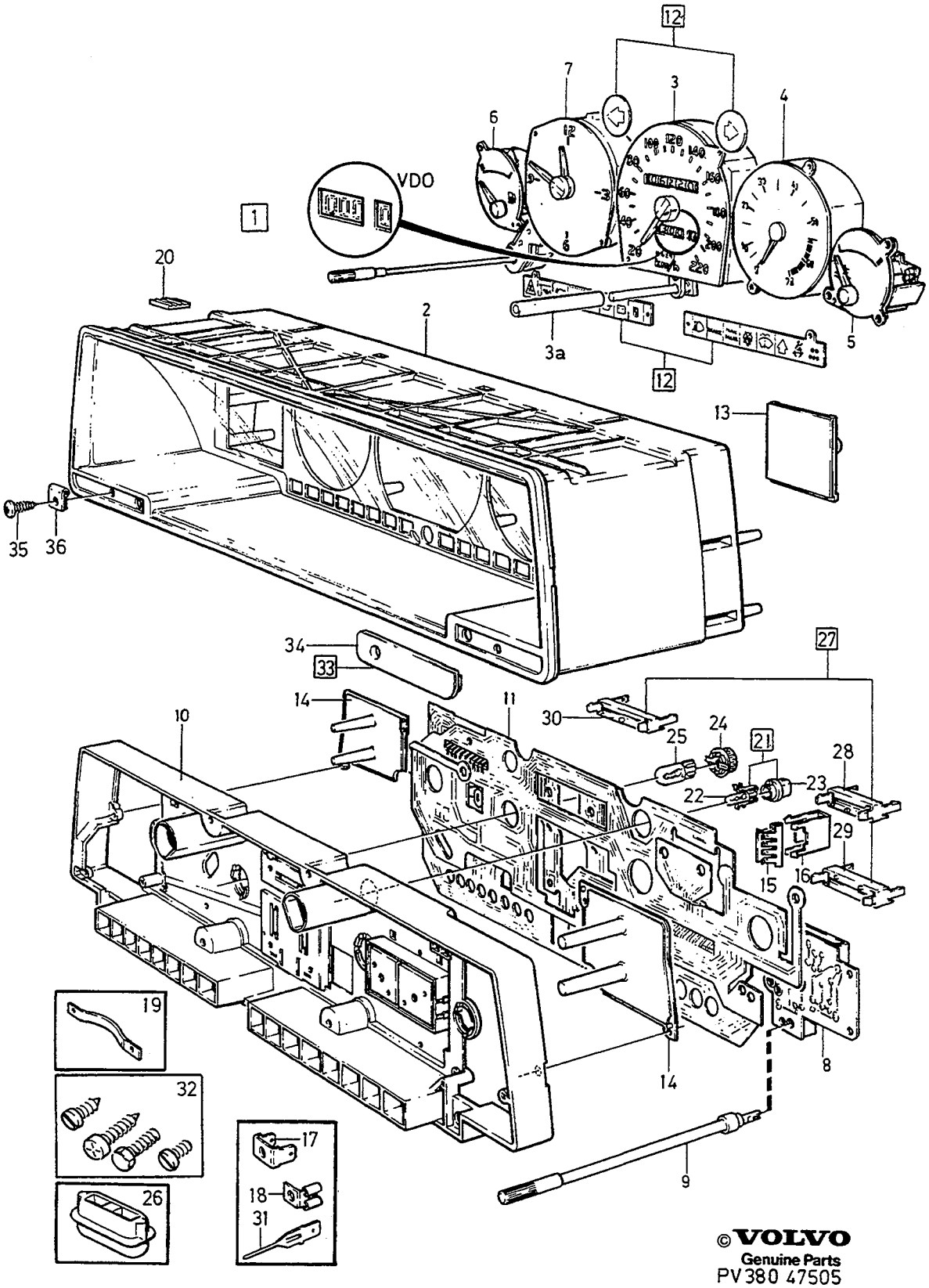

©VOLVO
Genuine Parts
PV380 47505

A
B
C
D
E

COMBI-INSTRUMENT KOMBIINSTRUMENT

Group Grupp 38

Page Sida 539

1) VDO

Fig	Part No. Artikel nr	Quantity / Antal A	B	C	D	E	PS	Description	Benämning	Notes Anmärkning	SR
1		1	-	-	-	-	NS	Combined instrument	Kombinationsinstrument		
2	1363077-7	1	-	-	-	-		• Housing	• Hus		4
3	1363765-7	1	-	-	-	-		• Speedometer	• Hastighetsmätare	20-220 km/h	3
3a	1347806-0	1	-	-	-	-		• Button	• Knapp		3
4	1363769-9	1	-	-	-	-		• Tachometer	• Varvräknare		3
5	1363770-7	1	-	-	-	-		• Temperature gauge	• Temperaturmätare		2
6	1363771-5	1	-	-	-	-		• Fuel gauge	• Bränslemätare		2
7	1363768-1	1	-	-	-	-		• Clock	• Klocka		3
8	1363773-1	1	-	-	-	-		• Rheostat	• Reostat		2
9	1362482-0	1	-	-	-	-		• Button	• Knapp		2
10	1363776-4	1	-	-	-	-		• Base plate	• Bottenplatta		3
11	1398499-2	1	-	-	-	-		• Wiring plate	• Ledningsplatta		3
12	3523548-0	1	-	-	-	-		• Symbol strip ..... Kit	• Symbolskiva ..... Sats		3
13	1362492-9	2	-	-	-	-		• Cover plate without holes	• Täckplatta utan hål		3
14	1347524-9	1	-	-	-	-		• Cover plate, r.h. upper	• Täckplatta, h övre		3
	1347525-6	1	-	-	-	-		• Cover plate, l.h. upper	• Täckplatta, v övre		3
15	1362490-3	1	-	-	-	-		• Clip ..... Speedometer	• Clips ..... Hastighetsmätare		3
16	1362499-4	1	-	-	-	-		• Protecting casing ..... Speedometer	• Skyddskåpa ..... Hastighetsmätare		3
17	1362488-7	1	-	-	-	-		• Cable terminal ..... Speedometer	• Ledningssko ..... Hastighetsmätare		3
18	1362489-5	1	-	-	-	-		• Connector	• Anslutning		3
19	1362498-6	1	-	-	-	-		• Fuse	• Säkring		3
20	1323291-3	2	-	-	-	-		• Retaining clip	• Hållare		3
21	966326-1	X	-	-	-	-		• Bulb with bulb socket	• Glödlampa med lamphållare .	1,2W	1
22		1	-	-	-	-	KN	• • Bulb	• • Glödlampa	1,2W	
23		1	-	-	-	-	KN	• • Bulb socket	• • Lamphållare	1,2W	
24	1362790-6	4	-	-	-	-		• Bulb socket	• Lamphållare	3,0W	2
25	942571-1	4	-	-	-	-		• Bulb	• Glödlampa	3,0W	1
26	1323150-1	1	-	-	-	-		• Clip ..... Tachometer	• Clips ..... Varvräknare		3
27	1277356-0	1	-	-	-	-		• Connecting kit	• Anslutningssats		3
28		1	-	-	-	-	KN	• • Connector	• • Anslutning	7-POLE	
29		1	-	-	-	-	KN	• • Connector	• • Anslutning	8-POLE	
30		1	-	-	-	-	KN	• • Connector	• • Anslutning	12-POLE	
31	1363171-8	2	-	-	-	-		• Tab ..... Tachometer	• Flatstift ..... Varvräknare		3
32	3515153-9	1	-	-	-	-		• Screw kit	• Skruvsats		3
33	9122000-4	1	-	-	-	-		Cap ..... Set	Lock ..... Sats		3
34		1	-	-	-	-	KN	• • Cover, r.h.	• • Lock, h		
		1	-	-	-	-	KN	• • Cover, l.h.	• • Lock, v		
35	945912-4	2	-	-	-	-		Screw	Skruv		5
36	1347712-0	2	-	-	-	-		Spring nut	Fjädermutter		3

1) CH -6499.




7
3
4
9
8
6
6
5

1

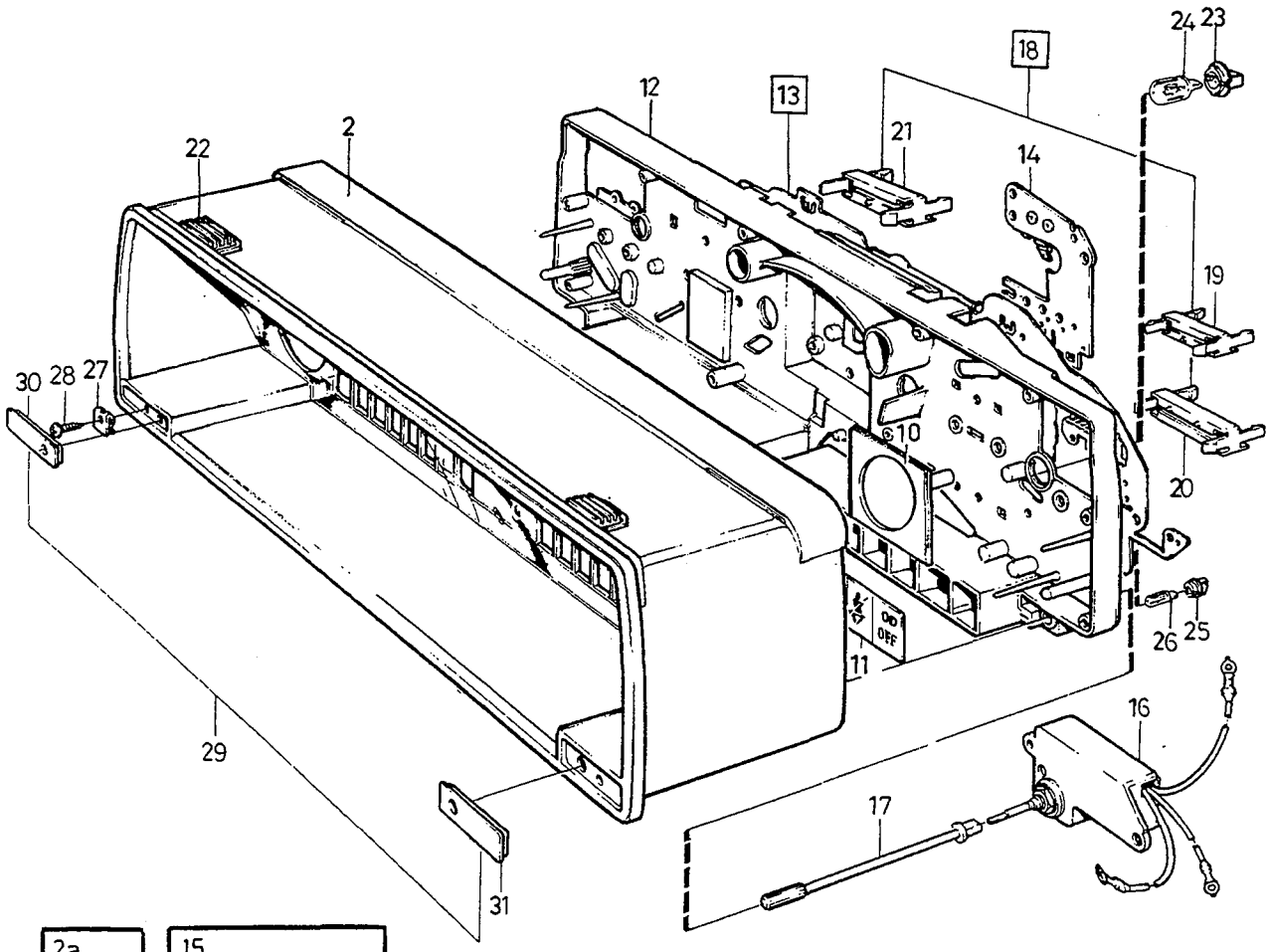
24
23
18
12
13
2
22
21
14
19
30
28
27
10
20
26
25
11
16
29
17
31

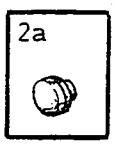
2a

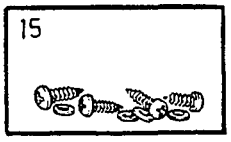
15

A
B
C
D
E

COMBI-INSTRUMENT KOMBIINSTRUMENT

Group Grupp 38

Page Sida 541

1) (J)

Fig	Part No. Artikel nr	Quantity / Antal A	B	C	D	E	PS	Description	Benämning	Notes Anmärkning	SR
1		1	-	-	-	-	NS	Combined instrument	Kombinationsinstrument		
2	3523007-7	1	-	-	-	-		•Housing	•Hus	(1347519)	4
2a	1398814-2	1	-	-	-	-		••Rubber plug	••Gummiplugg		3
3	1363751-7	1	-	-	-	-		•Speedometer	•Hastighetsmätare	-1987. 20-220 km/h	3
	1363753-3	1	-	-	-	-		•Speedometer	•Hastighetsmätare	1988- 20-220 km/h	3
4	1363893-7	1	-	-	-	-		•Tachometer	•Varvräknare		3
5	1363748-3	1	-	-	-	-		•Temperature gauge	•Temperaturmätare		2
6	1398007-3	1	-	-	-	-		•Fuel gauge	•Bränslemätare		2
7	1348720-2	1	-	-	-	-		•Clock	•Klocka		2
8	1398186-5	1	-	-	-	-		•Temperature gauge oil	•Temperaturmätare olja		2
9	3515760-1	1	-	-	-	-		•Voltmeter Set	•Voltmeter Sats	(1398191)	2
10	1347521-5	1	-	-	-	-		••Cover plate, l.h. with holes	••Täckplatta, v med hål		3
	1347522-3	1	-	-	-	-		••Cover plate, r.h. with holes	••Täckplatta, h med hål		3
11	1398338-2	1	-	-	-	-		•Symbol strip Kit	•Symbolskiva Sats	-1987.	3
	3523665-2	1	-	-	-	-		•Symbol strip Kit	•Symbolskiva Sats	1988- (3523549)	3
12	1363758-2	1	-	-	-	-		•Base plate	•Bottenplatta		3
13	1363761-6	1	-	-	-	-		•Wiring plate	•Ledningsplatta	-1987.	3
	1398493-5	1	-	-	-	-		•Wiring plate	•Ledningsplatta	1988-	3
14	1363789-7	1	-	-	-	-		•Wiring plate Speedometer	•Ledningsplatta Hastighetsmätare		3
15	1363764-0	1	-	-	-	-		•Screw kit	•Skruvsats		3
16	1398848-0	1	-	-	-	-		•Rheostat	•Reostat		2
17	1347515-7	1	-	-	-	-		•Button	•Knapp		3
18	1347516-5	1	-	-	-	-		•Retainer Set	•Hållare Sats		3
19		1	-	-	-	-	KN	••Contact	••Kontakt	7-POLE	
20		1	-	-	-	-	KN	••Contact	••Kontakt	8-POLE	
21		1	-	-	-	-	KN	••Contact	••Kontakt	12-POLE	
22	1323291-3	2	-	-	-	-		•Retaining clip	•Hållare		3
23	1347526-4	4	-	-	-	-		•Bulb socket	•Lamphållare	3,4W	2
24	942571-1	4	-	-	-	-		•Bulb	•Glödlampa	3W	1
25	1308634-3	18	-	-	-	-		•Bulb socket	•Lamphållare	1,4W	2
26	942327-8	15	-	-	-	-		•Bulb	•Glödlampa	-1987. 1,2W	1
	942327-8	16	-	-	-	-		•Bulb	•Glödlampa	1988- 1,2W	1
27	1347712-0	2	-	-	-	-		Spring nut	Fjädermutter		3
28	945912-4	2	-	-	-	-		Screw	Skruv		5
29	9122000-4	1	-	-	-	-		Cap Kit	Lock Sats		3
30		1	-	-	-	-	KN	•Cap, l.h.	•Lock, v		
31		1	-	-	-	-	KN	•Cap, r.h.	•Lock, h		

1) CH -6499.

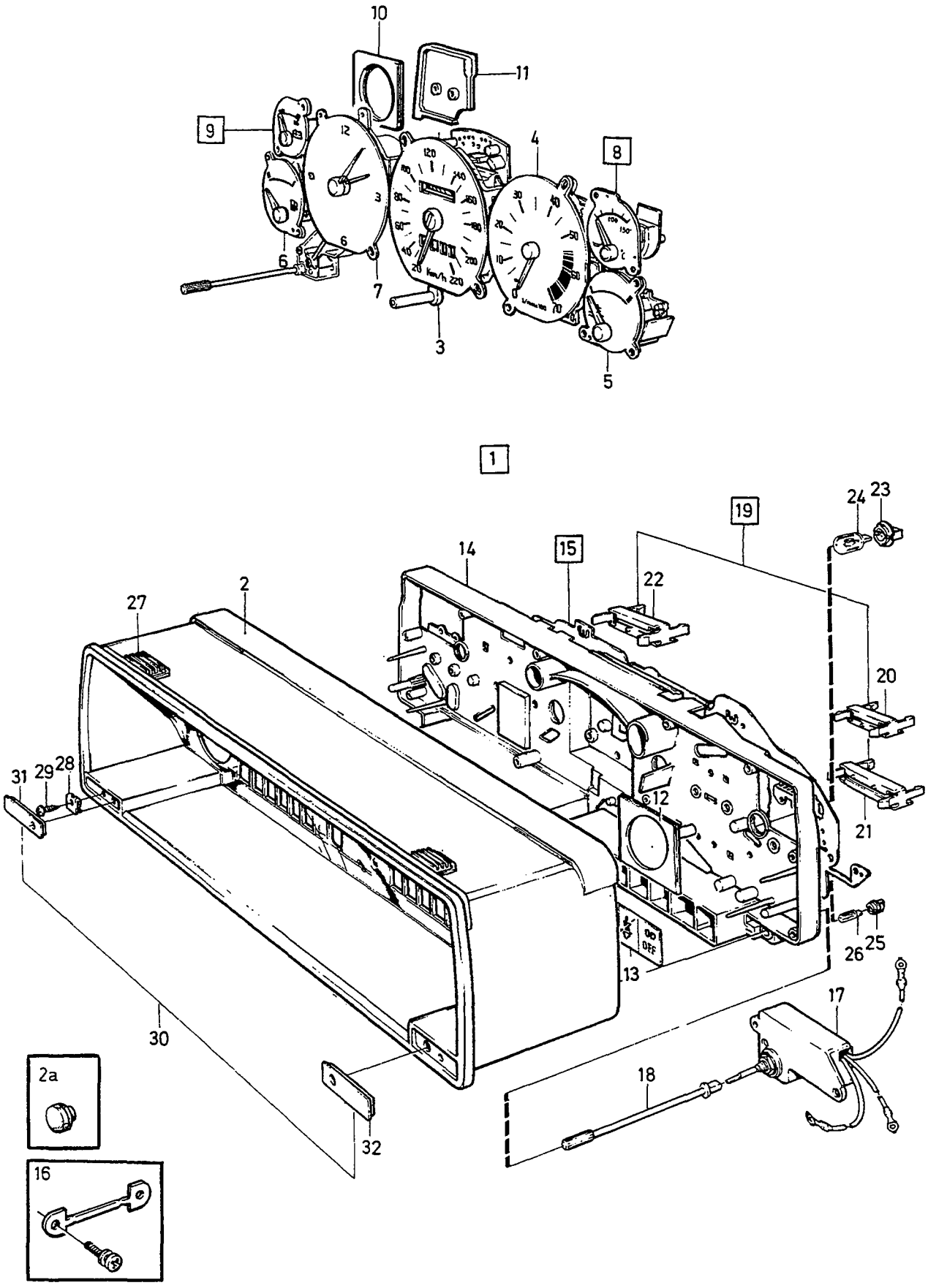
10
11
9
12
4
8
6
6
7
3
5
1
19
24
23
14
15
22
2
27
20
31
29
28
12
21
26
25
13
17
30
18
2a
32
16

A
B
C
D
E

COMBI-INSTRUMENT KOMBIINSTRUMENT

Group Grupp 38

Page Sida 543

1) (J)

Fig	Part No. Artikel nr	Quantity / Antal A	B	C	D	E	PS	Description	Benämning	Notes Anmärkning	SR
1		1	-	-	-	-	NS	Combined instrument	Kombinationsinstrument		
2	3523007-7	1	-	-	-	-		• Housing	• Hus		4
2a	1398814-2	1	-	-	-	-		• • Rubber plug	• • Gummiplugg		3
3	3515603-3	1	-	-	-	-		• Speedometer	• Hastighetsmätare	20-220km/h	3
4	1363893-7	1	-	-	-	-		• Tachometer	• Varvräknare		3
5	1363748-3	1	-	-	-	-		• Temperature gauge	• Temperaturmätare		2
6	1398007-3	1	-	-	-	-		• Fuel gauge	• Bränslemätare		2
7	1348720-2	1	-	-	-	-		• Clock	• Klocka		2
8	1398186-5	1	-	-	-	-		• Temperature gauge oil	• Temperaturmätare olja		2
9	3515760-1	1	-	-	-	-		• Voltmeter ..... Set	• Voltmeter ..... Sats		2
10	1347522-3	1	-	-	-	-		• • Cover plate, r.h.	• • Täckplatta, h		3
11	1348145-2	1	-	-	-	-		• • Base plate, r.h.	• • Bottenplatta, h		3
12	1347521-5	1	-	-	-	-		• Cover plate, l.h. with holes ..	• Täckplatta, v med hål		3
	1347522-3	1	-	-	-	-		• Cover plate, r.h. with holes ..	• Täckplatta, h med hål		3
13	3523665-2	1	-	-	-	-		• Symbol strip ..... Kit	• Symbolskiva ..... Sats	(3523549)	3
14	3523707-2	1	-	-	-	-		• Base plate	• Bottenplatta	(3515110)	3
15	3515112-5	1	-	-	-	-		• Wiring plate	• Ledningsplatta		3
16	1398491-9	1	-	-	-	-		• Fuse kit	• Säkringsats		3
17	1398848-0	1	-	-	-	-		• Rheostat	• Reostat		2
18	1347515-7	1	-	-	-	-		• Button	• Knapp		3
19	1347516-5	1	-	-	-	-		• Retainer ..... Set	• Hållare ..... Sats		3
20		1	-	-	-	-	KN	• • Contact	• • Kontakt	7-POLE	
21		1	-	-	-	-	KN	• • Contact	• • Kontakt	8-POLE	
22		1	-	-	-	-	KN	• • Contact	• • Kontakt	12-POLE	
23	1347526-4	4	-	-	-	-		• Bulb socket	• Lamphållare	3,4W	2
24	942571-1	4	-	-	-	-		• Bulb	• Glödlampa	3W	1
25	1308634-3	18	-	-	-	-		• Bulb socket	• Lamphållare	1,4W	2
26	942327-8	15	-	-	-	-		• Bulb	• Glödlampa	1,2W	1
27	1323291-3	2	-	-	-	-		• Retaining clip	• Hållare		3
28	1347712-0	2	-	-	-	-		Spring nut	Fjädermutter		3
29	945912-4	2	-	-	-	-		Screw	Skruv		5
30	9122000-4	1	-	-	-	-		Cap ..... Kit	Lock ..... Sats		3
31		1	-	-	-	-	KN	• Cap, l.h.	• Lock, v		
32		1	-	-	-	-	KN	• Cap, r.h.	• Lock, h		

1) CH 6793-

1

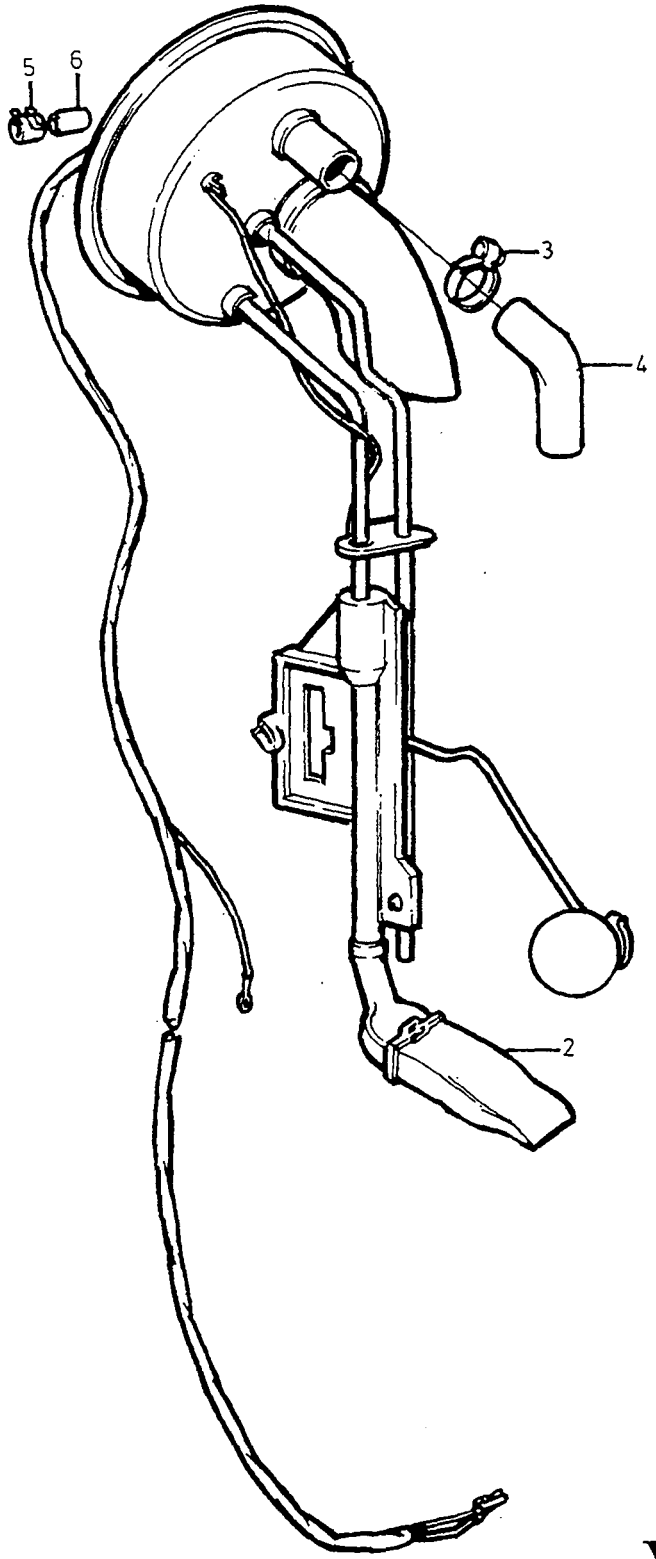

VOLVO
Genuine Parts
PV 380 38535

A		TANK SENDER	TANKARMATUR	Group Grupp 38
B				
C				
D				Page Sida 545
E		DSL, -1987		

Fig	Part No. Artikel nr	Quantity / Antal A	B	C	D	E	PS	Description	Benämning	Notes Anmärkning	SR
1	*(1367678)*	1	-	-	-	-	SP	Combined tank unit	Tankarmatur	REPL 1PCS 3501038-8, 2PCS 965824-6.	2
	(3501038)	1					SP	Combined tank unit	Tankarmatur	REPL 1PCS 3514963-2	
										SEE 38•547	2
2	1342936-0	1	-	-	-	-		Filter	Filter		1
3	975275-9	1	-	-	-	-		Hose clamp	Slangklamma	(943471)	2
4	1367143-3	1	-	-	-	-		Hose	Slang		3
5	1211392-4	1	-	-	-	-		Hose clamp	Slangklämma		2
6	687245-1	1	-	-	-	-		Sealing sleeve	Tätningshylsa		2

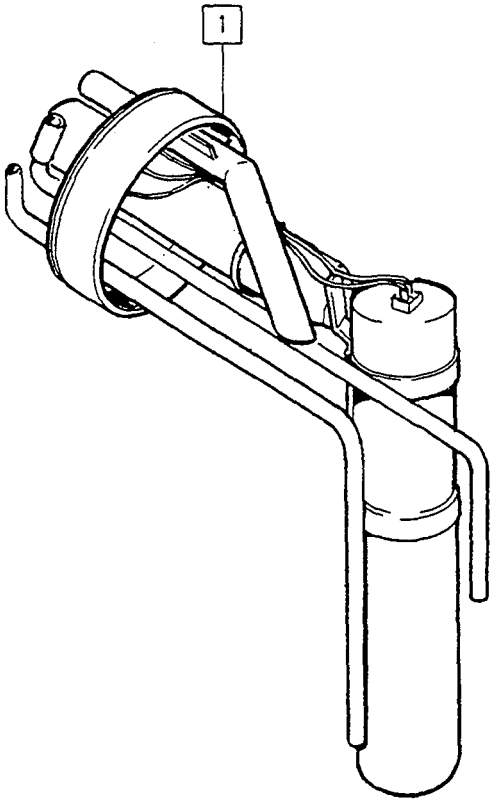

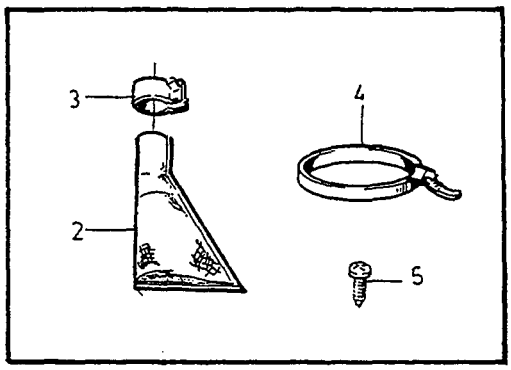

VOLVO
Genuine Parts
PV 381 45833

A
B
C
D
E

TANK SENDER — TANKARMATUR

Group / Grupp: 38
Page / Sida: 547

Fig	Part No. / Artikel nr	Quantity / Antal A	B	C	D	E	P S	Description	Benämning	Notes / Anmärkning	S R
1	*(3501038)*	1	-	-	-	-	SP	Combined tank unit complete	Tankarmatur komplett	REPL 1PCS 3514963-2	2
	(3514963)	1	-	-	-	-	SP	Combined tank unit complete	Tankarmatur komplett	REPL 1PCS 3547208-3	2
☆	3547208-3	1	-	-	-	-		Combined tank unit complete	Tankarmatur komplett		2
2	1357908-1	1	-	-	-	-		• Filter	• Filter		2
☆ 3	976572-8	1	-	-	-	-		• Hose clamp	• Slangklämma	(947331)	2
4	943477-0	1	-	-	-	-		• Hose clamp	• Slangklamma		2
5	955119-3	1	-	-	-	-		• Screw	• Skruv		2

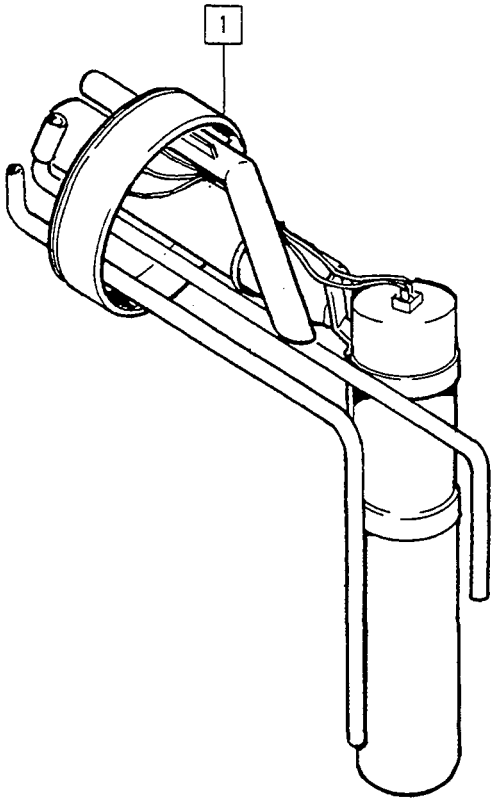
1

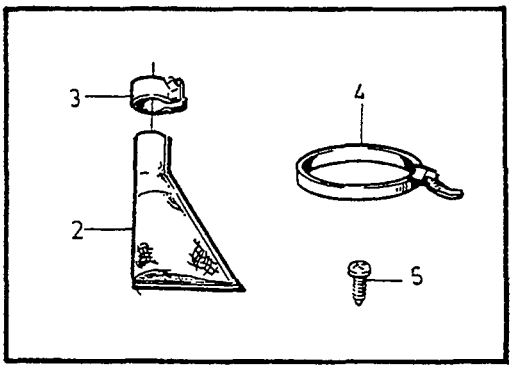
3
4
2
5

A
B
C
D
E

TANK SENDER — TANKARMATUR

Group / Grupp: 38

Page / Sida: 549

DSL, 1988-

Fig	Part No. Artikel nr	Quantity / Antal A	B	C	D	E	P S	Description	Benämning	Notes Anmärkning	S R
1	*(3501055)*	1	-	-	-	-	SP	Combined tank unit complete	Tankarmatur komplett	REPL 1PCS 3514964-0	2
	(3514964)	1	-	-	-	-	SP	Combined tank unit complete	Tankarmatur komplett	REPL 1PCS 3547211-7	2
☆	3547211-7	1	-	-	-	-		Fuel gauge sensor complete ..	Bränslenivågivare komplett		2
2	1357908-1	1	-	-	-	-		• Filter	• Filter		2
☆ 3	976572-8	1	-	-	-	-		• Hose clamp	• Slangklämma	(947331)	2
4	943477-0	1	-	-	-	-		• Hose clamp	• Slangklamma		2
5	955119-3	1	-	-	-	-		• Screw	• Skruv		2

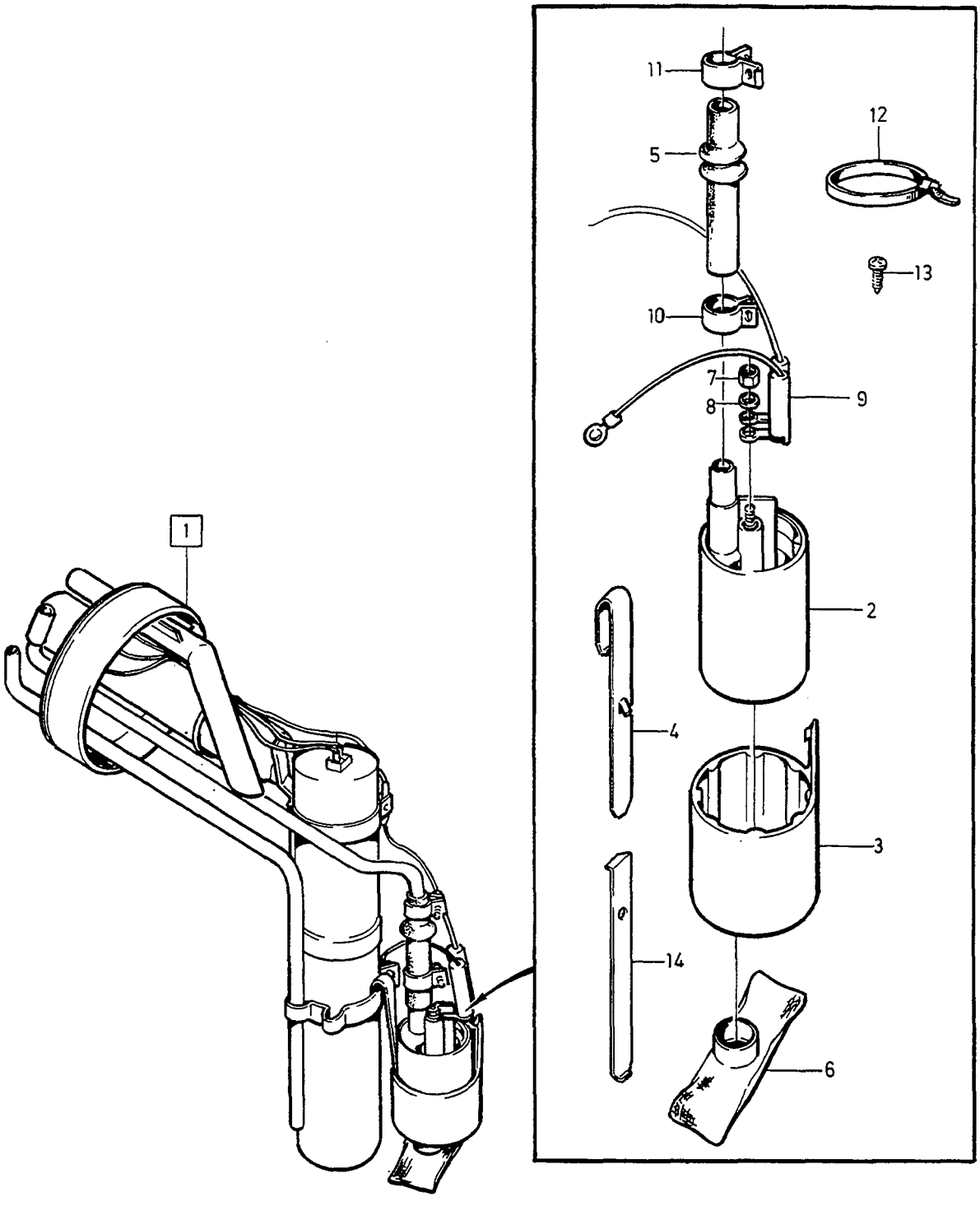

©VOLVO
Genuine Parts
PV380 42066

A		TANK SENDER	TANKARMATUR	Group Grupp 38
B				
C				
D				Page Sida 551
E		F.I, -1987		

Fig	Part No. Artikel nr	Quantity / Antal A	B	C	D	E	PS	Description	Benämning	Notes Anmärkning	SR
1	*(1389445)*	1	-	-	-	-	SP	Combined tank unit	Tankarmatur	REPL 1PCS 3517715-3, 3PCS 965824-6.	2
	(3517715)	1	-	-	-	-	SP	Combined tank unit	Tankarmatur	REPL 1PCS 3514934-3	
										SEE 38•553	2
2	3517845-8	1	-	-	-	-		•Primary pump	•Förpump		1
3	1358795-1	1	-	-	-	-		•Bracket	•Konsol		3
4	1358796-9	1	-	-	-	-		•Spring	•Fjäder		2
5	3501908-2	1	-	-	-	-		•Hose	•Slang	LG 200mm	2
6	1274818-2	1	-	-	-	-		•Filter	•Filter	(1358814)	3
7	150205-3	2	-	-	-	-		•Nut	•Mutter		2
8	940121-7	2	-	-	-	-		•Lock washer	•Låsbricka		2
9	1358931-2	1	-	-	-	-		•Choke coil	•Drossel		2
10	967919-2	1	-	-	-	-		•Hose clamp	•Slangklamma	(945651)	2
11	967919-2	1	-	-	-	-		•Hose clamp	•Slangklamma	(945651)	2
12	966720-5	1	-	-	-	-		•Strip clamp	•Bandklamma		2
13	969456-3	2	-	-	-	-		•Screw	•Skruv	(955120)	2
14	1389437-3	1	-	-	-	-		•Catch	•Hake		1

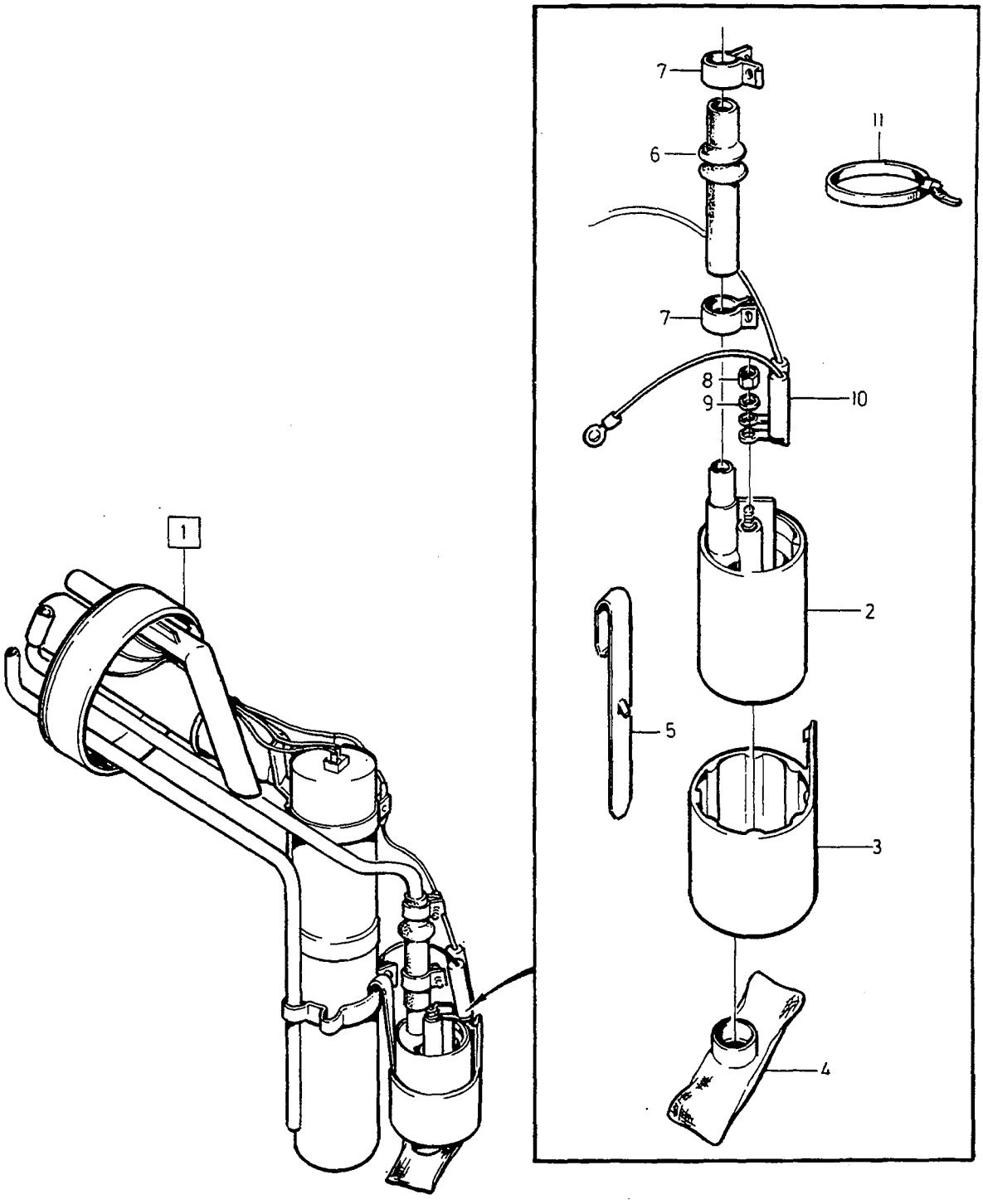

VOLVO
Genuine Parts
PV 381 45936

A		TANK SENDER	TANKARMATUR	Group Grupp 38
B				
C				Page Sida 553
D				
E				

Fig	Part No. Artikel nr	Quantity / Antal A	B	C	D	E	PS	Description	Benämning	Notes Anmärkning	SR
1	*(3517715)*	1	-	-	-	-	SP	Combined tank unit complete	Tankarmatur komplett	REPL 1PCS 3514934-3	2
	(3514934)	1	-	-	-	-	SP	Combined tank unit complete	Tankarmatur komplett	REPL 1PCS 3547202-6	2
☆	3547202-6	1	-	-	-	-		Combined tank unit complete	Tankarmatur komplett		2
								•SEE 38•557	•SEE 38•557		
2	3517845-8	1	-	-	-	-		•Primary pump	•Förpump		1
3	1389965-3	1	-	-	-	-		•Bracket	•Konsol		4
4	1274818-2	1	-	-	-	-		•Filter	•Filter		3
5	1389964-6	1	-	-	-	-		•Spring	•Fjäder		4
6	3501908-2	1	-	-	-	-		•Hose	•Slang	LG 200mm	2
7	967919-2	2	-	-	-	-		•Hose clamp	•Slangklamma		2
8	150205-3	2	-	-	-	-		•Nut	•Mutter		2
9	940121-7	2	-	-	-	-		•Lock washer	•Låsbricka		2
10		1	-	-	-	-	NS	•Choke coil	•Drossel		
11	943477-0	1	-	-	-	-		•Hose clamp	•Slangklamma		2

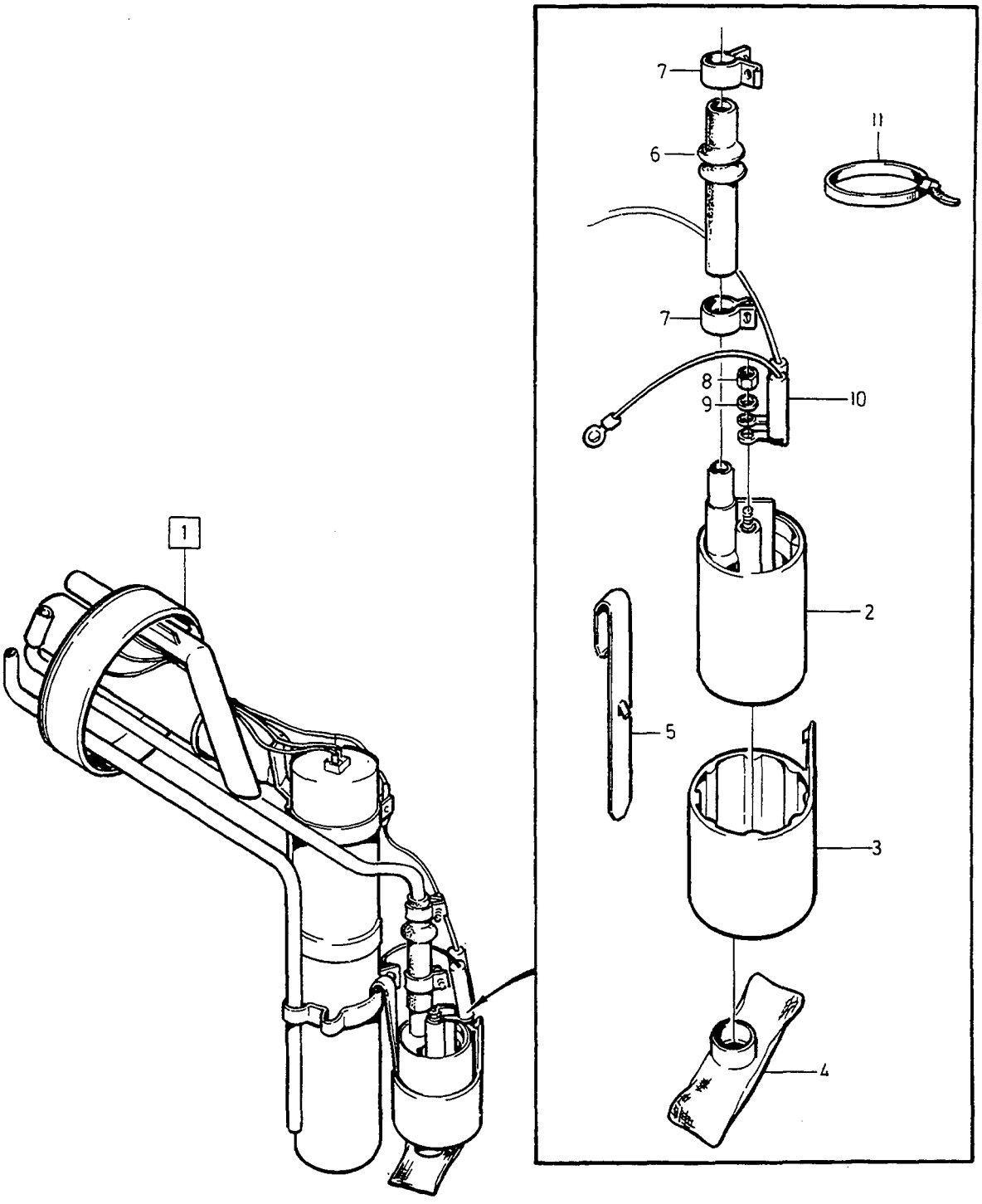

VOLVO
Genuine Parts
PV 381 45936

A	3501053
B	3517714, 3514935
C	
D	
E	

TANK SENDER — TANKARMATUR

Group / Grupp: 38

Page / Sida: 555

F.I , -1990

Fig	Part No. / Artikel nr	Quantity / Antal A	B	C	D	E	P S	Description	Benämning	Notes / Anmärkning	S R
1	*(3501053)*	1	-	-	-	-	SP	Combined tank unit complete	Tankarmatur komplett	REPL 1PCS 3517714-6.	2
	(3517714)	-	1	-	-	-	SP	Combined tank unit complete	Tankarmatur komplett	REPL 1PCS 3514935-0.	2
	(3514935)	-	1	-	-	-	SP	Combined tank unit complete	Tankarmatur komplett	REPL 1PCS 3547210-9	2
	3547210-9	-	1	-	-	-		Combined tank unit complete	Tankarmatur komplett		2
								• SEE 38 • 557	• SEE 38 • 557		
2	3517845-8	1	1	-	-	-		• Primary pump	• Förpump		1
3	1389965-3	1	1	-	-	-		• Bracket	• Konsol		4
4	1274818-2	1	1	-	-	-		• Filter	• Filter		3
5	3501150-1	1	1	-	-	-		• Spring	• Fjäder		4
6	3501908-2	1	1	-	-	-		• Hose	• Slang	LG 200mm	2
7	967919-2	2	-	-	-	-		• Hose clamp	• Slangklamma	(945651)	2
	967919-2	-	2	-	-	-		• Hose clamp	• Slangklamma	(966825)	2
8	150205-3	2	2	-	-	-		• Nut	• Mutter		2
9	940121-7	2	2	-	-	-		• Lock washer	• Låsbricka		2
10		1	1	-	-	-	NS	• Choke coil	• Drossel		
11	943477-0	1	1	-	-	-		• Hose clamp	• Slangklamma		2

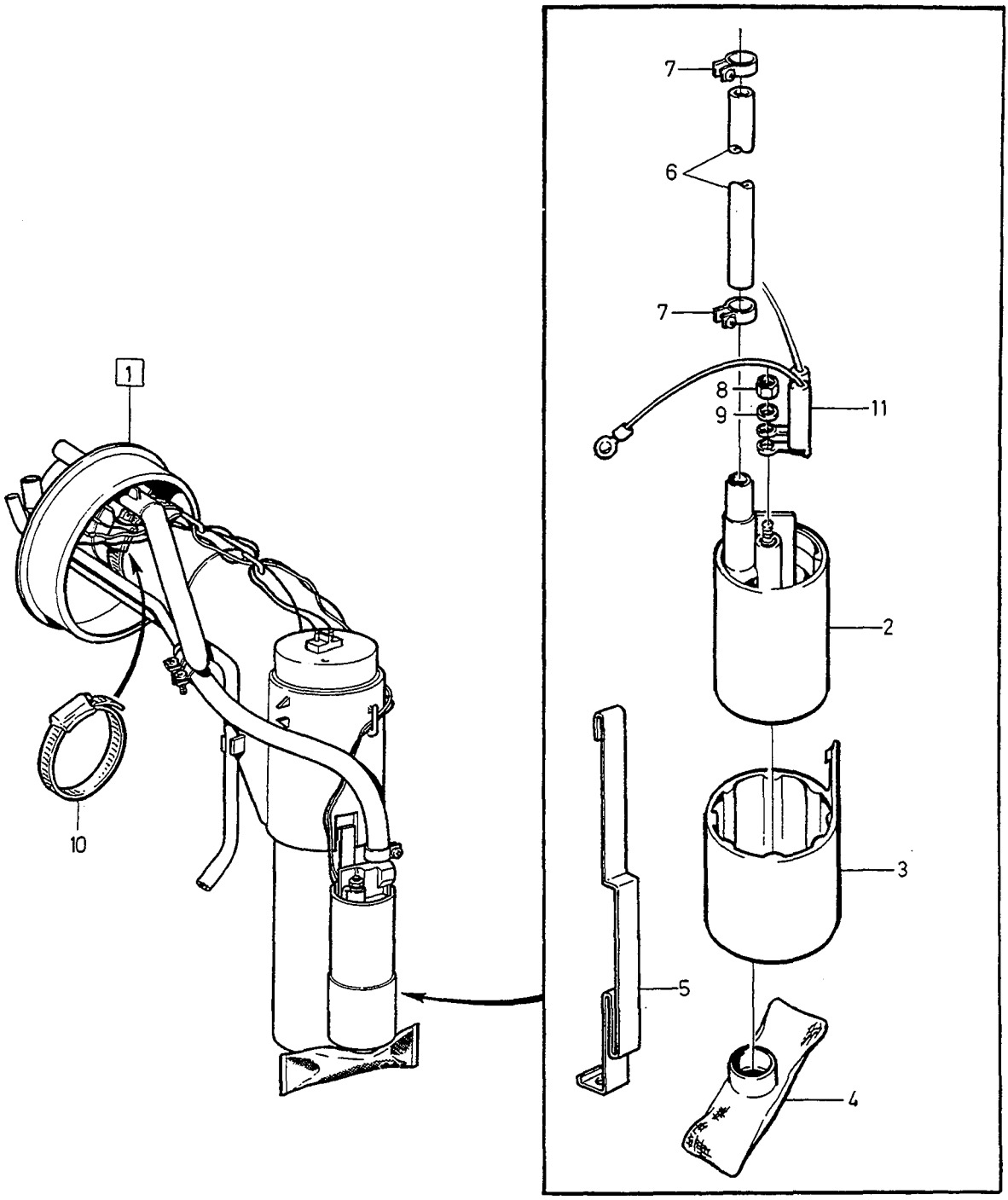

VOLVO
Genuine Parts
PV 381 54528

A	3547210
B	3547202
C	
D	
E	

TANK SENDER — TANKARMATUR

Group / Grupp 38

Page / Sida 557

F.I. 1991-

Fig	Part No. Artikel nr	Quantity / Antal A	B	C	D	E	PS	Description	Benämning	Notes Anmärkning	SR
1	3547210-9	1	-	-	-	-		Combined tank unit complete	Tankarmatur komplett		2
☆	3547202-6	-	1	-	-	-		Combined tank unit complete	Tankarmatur komplett		2
2	3517845-8	1	1	-	-	-		• Primary pump	• Förpump		1
3	1389965-3	1	1	-	-	-		• Bracket	• Konsol		4
4	1274818-2	1	1	-	-	-		• Filter	• Filter		3
5	3501150-1	1	-	-	-	-		• Spring	• Fjäder		4
	1389964-6	-	1	-	-	-		• Spring	• Fjäder		4
6	3514604-2	X	X	-	-	-		• Rubber hose by the meter ...	• Gummislang metervara	LG 200mm	2
7	976577-7	2	2	-	-	-		• Hose clamp	• Slangklamma		2
8	150205-3	2	2	-	-	-		• Nut	• Mutter		2
9	940121-7	2	2	-	-	-		• Lock washer	• Låsbricka		2
10	943477-0	1	1	-	-	-		• Hose clamp	• Slangklamma		2
11		1	1	-	-	-	NS	• Choke coil	• Drossel		

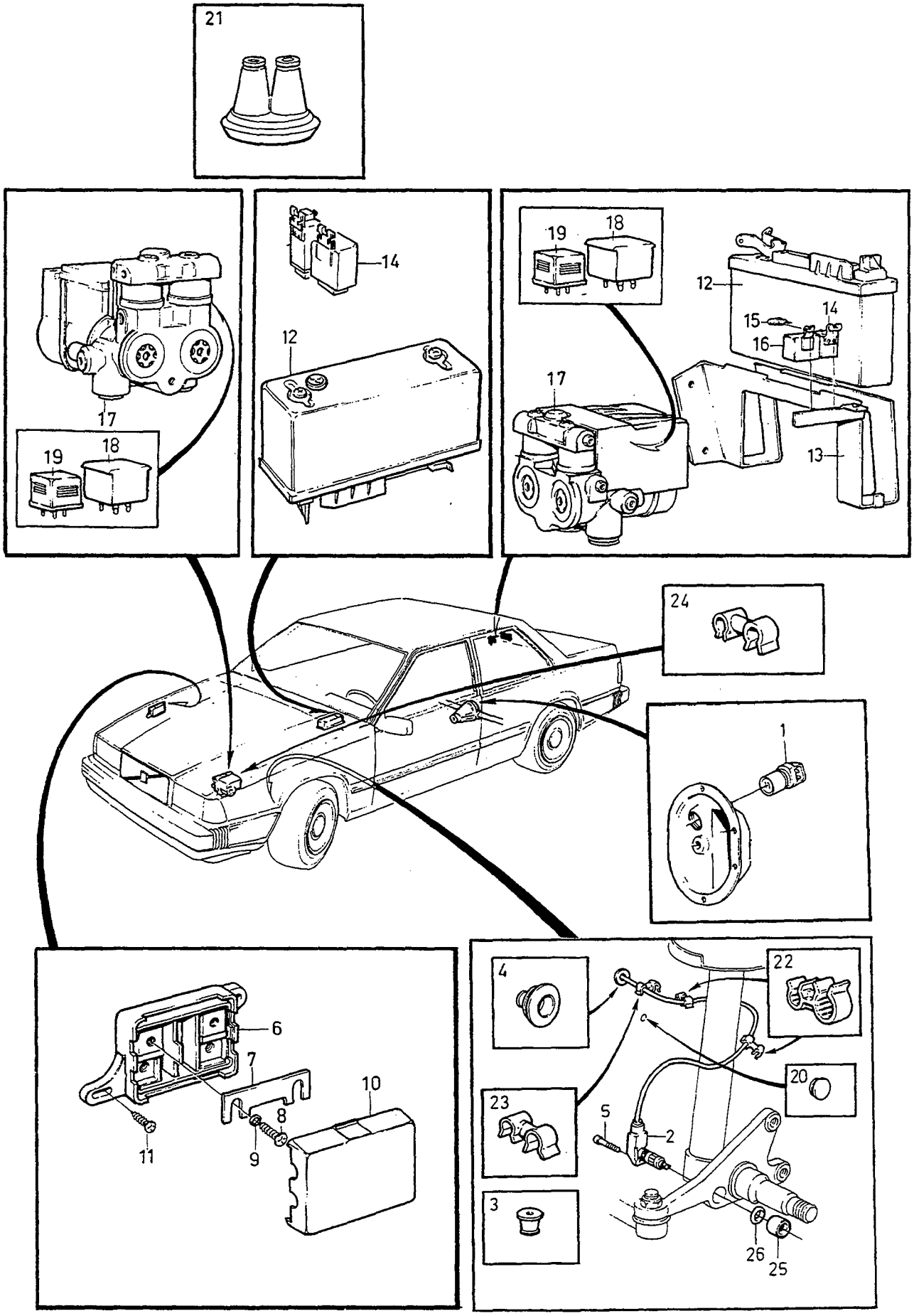

VOLVO
Genuine Parts
PV 381 54561

A
B
C
D
E

ELECTRIC EQUIPMENT — ELUTRUSTNING

Group / Grupp 38

ABS

Page / Sida 559

Fig	Part No. / Artikel nr	Quantity / Antal A	B	C	D	E	PS	Description	Benämning	Notes / Anmärkning	SR
1		1	-	-	-	-		Sensor rear	Givare bakre	SEE 46•693	
2	1324080-9	2	-	-	-	-		Sensor front	Givare främre	(1398781), -1987	2
	1363559-4	2	-	-	-	-		Sensor front	Givare främre	1)	2
	3515092-9	2	-	-	-	-		Sensor front	Givare främre	2)	2
3	1259854-6	2	-	-	-	-		Grommet	Genomföring	-1987	3
4	1273516-3	2	-	-	-	-		Rubber bushing	Gummibussning		2
5	942000-1	2	-	-	-	-		Screw	Skruv		2
6	1324786-1	1	-	-	-	-		Fuse box	Säkringsdosa	-1987	4
7	1323122-0	1	-	-	-	-		Fuse	Säkring	-1987, 80A	1
8	949480-8	2	-	-	-	-		Screw	Skruv	-1987	2
9	940090-4	2	-	-	-	-		Washer	Bricka	-1987	2
10	1324787-9	1	-	-	-	-		Cover	Lock	-1987	3
11	955127-6	2	-	-	-	-		Screw	Skruv		2
12		1	-	-	-	-		Control unit	Styrenhet	SEE 52•765	
13		1	-	-	-	-		Bracket Control unit	Konsol Styrenhet	SEE 52•765	
14	1324082-5	1	-	-	-	-		Overvoltage protector	Överspänningsskydd	-1987	3
15	969161-9	1	-	-	-	-		•Blade fuse Overvoltage protector	•Bladsäkring Överspänningsskydd	(967545) 1988- SEE 52•765	1
16	1347928-2	1	-	-	-	-		Impulse converter Impulse converter	Impulsomvandlare Impulsomvandlare	-1987 1988- SEE 52•765	3
17		1	-	-	-	-		Hydraulic unit	Hydraulenhet	SEE 52•765	
18	1347895-3	1	-	-	-	-		•Relay Motor Pump	•Relä Motor Pump		2
19	1347896-1	1	-	-	-	-		•Relay Valve	•Relä Ventil		2
20	94081-7	2	-	-	-	-		Plug Wheel housing	Plugg Hjulhus		3
21	1348123-9	1	-	-	-	-		Grommet Sensor rear	Genomföring Givare bakre		5
22	1347305-3	4	-	-	-	-		Clip	Clips		3
23	3515144-8	2	-	-	-	-		Clip Wheel housing	Clips Hjulhus		2
24	3515144-8	1	-	-	-	-		Clip Engine compartment	Clips Motorrum		2
25	1387273-4	2	-	-	-	-		Dust cap	Dammskydd		4
26	955992-3	2	-	-	-	-		O-ring	O-ring		6

1) CH -6499.
2) CH 6793-

RADIO SYSTEM / RADIOSYSTEM

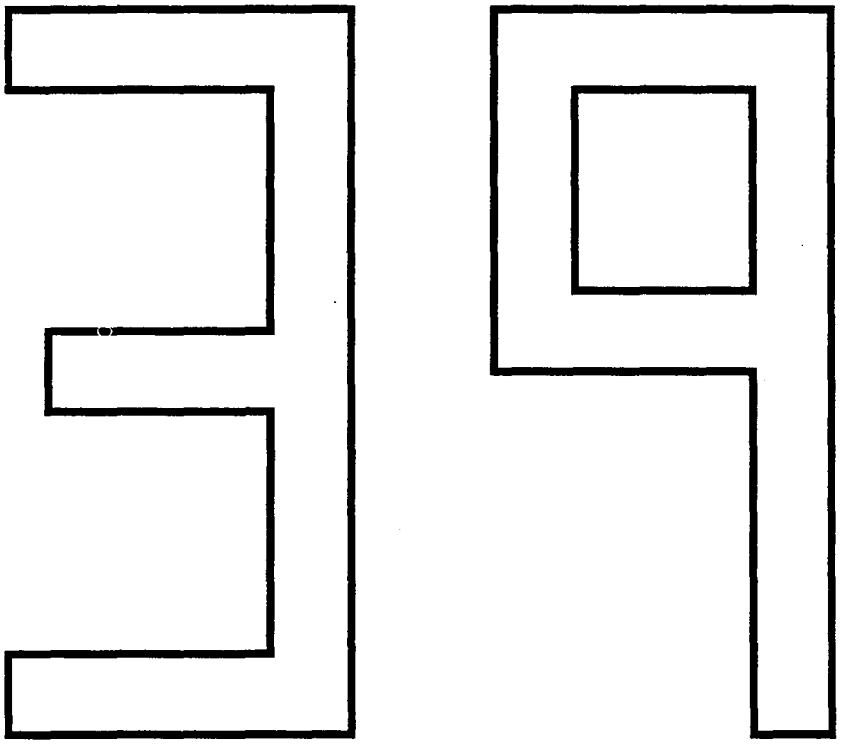

A
B
C
D
E

SUB GROUP
RADIO SYSTEM

UNDERGRUPP
RADIOSYSTEM

Group
Grupp
39

Page
Sida
561

Fig	Part No. Artikel nr	Quantity / Antal A	B	C	D	E	PS	Description	Benämning	Notes Anmärkning	SR
		-	-	-	-	-		Radio	Radio	SEE 39•563	
		-	-	-	-	-		Panel kits	Panelsatser	SEE 39•565	
		-	-	-	-	-		Equalizer amplifier	Equalizer förstärkare	SEE 39•567	
		-	-	-	-	-		Loudspeaker	Högtalare	SEE 39•569	
		-	-	-	-	-		Antenna -1987	Antenn -1987	SEE 39•571	
		-	-	-	-	-		Antenna -1990	Antenn -1990	SEE 39•573	
		-	-	-	-	-		Antenna 1991-	Antenn 1991-	SEE 39•575	

1

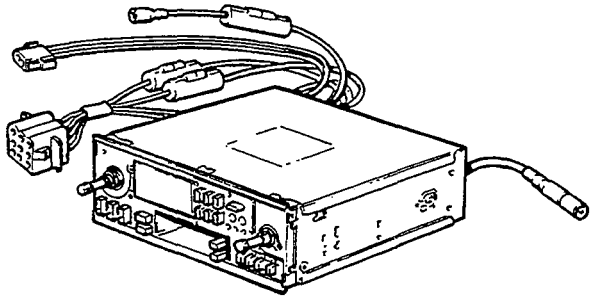

2

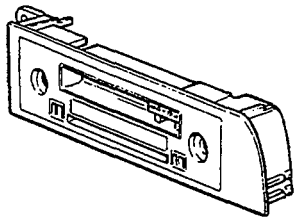

3



4

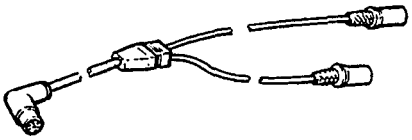

5



6

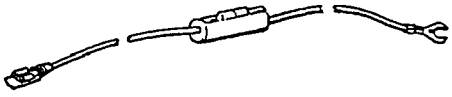

7

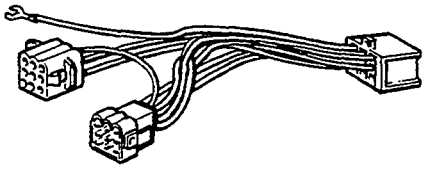

8

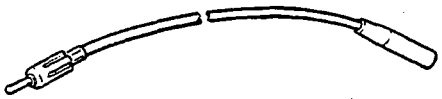

9

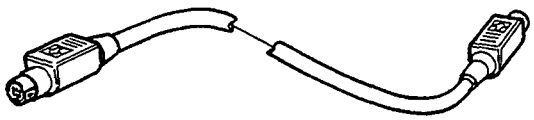

VOLVO
Genuine Parts
PV390 55093

A		RADIO	RADIO	Group Grupp 39
B				
C				
D				Page Sida 563
E				

Fig	Part No. Artikel nr	Quantity / Antal A	B	C	D	E	PS	Description	Benämning	Notes Anmärkning	SR
1	*(1384501)*	1	-	-	-	-	SP	Radio " TD-3056 "	Radio " TD-3056 "	REPL 1PCS 1129825-4, 1PCS 1343173-9.	3
	(1384502)	1	-	-	-	-	SP	Radio " TD-3046 "	Radio " TD-3046 "	REPL 1PCS 1129817-1, 1PCS 1343172-1, 1PCS 1343127-5.	3
	1129825-4	1	-	-	-	-		Td-305x etr avi cassette	Td-305x etr avi 4-stereo		3
	1129817-1	1	-	-	-	-		Td-304x etr cassette	Td-304x etr 4-stereo		3
2	1343172-1	1	-	-	-	-		Panelkit td-3046	Panelkit td-3046	SEE 39•565	3
	1343173-9	1	-	-	-	-		Panelkit td-3056	Panelkit td-3056	SEE 39•569	3
3	1343127-5	1	-	-	-	-		Cable Rheostat	Kabel Reostat		3
4	1343189-5	1	-	-	-	-		Cable " CK 2A "	Kabel " CK 2A "	1)	3
5	1343190-3	1	-	-	-	-		Cable " CK-2B/II "	Kabel " CK-2B/II "	2)	3
6	1343191-1	1	-	-	-	-		Cable " CK-2C "	Kabel " CK-2C "	3)	3
	1343192-9	1	-	-	-	-		Powercable w fuse " CK-2C/II "	Strömkabel m säkring " CK-2C/II "	4)	3
7	1343170-5	1	-	-	-	-		Cable harness " CK-1/III "	Ledningsmatta " CK-1/III "	5)	3
8	1258180-7	1	-	-	-	-		Cable harness Antenna	Ledningsmatta Antenn	(1258178) LG 4250mm	5
9	3533014-1	1	-	-	-	-		Cable cd-cd remote	Kabel cd-cd remote	1991-, LG 6000mm	3

1) Radio, front and rear amplifiers. / Radio, främre och bakre förstärkare.
2) Amplifiers, left-hand and right-hand loudspeakers. / Förstärkare, vänster och höger högtalare.
3) Battery, rear amplifier. / Batteri, bakre förstärkare.
4) Battery, front amplifier. / Batteri, främre förstärkare.
5) Radio, radio compartment, amplifier. / Radio, radiofack, förstärkare.

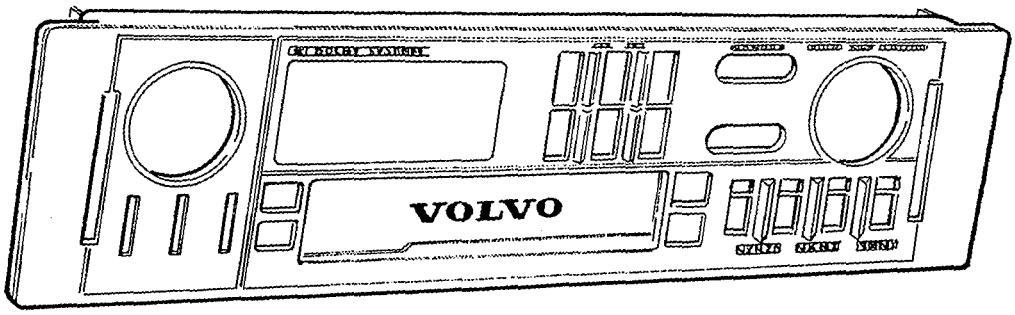

2

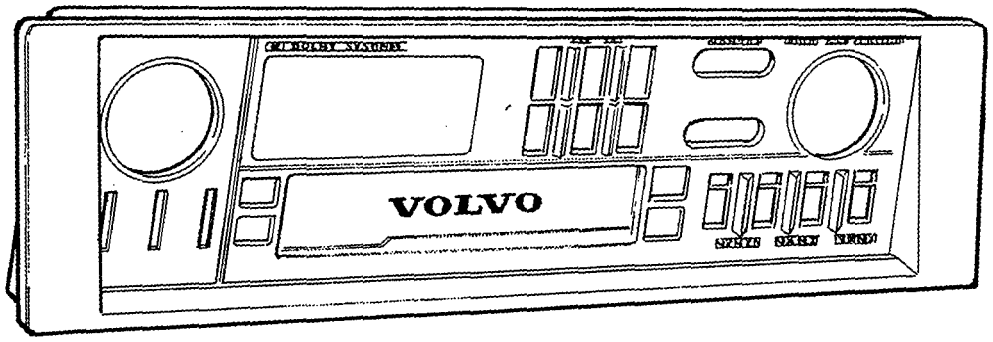

A		PANEL KITS PANELSATSER	Group Grupp 39
B			
C			Page Sida 565
D			
E			

Fig	Part No. Artikel nr	Quantity / Antal A	B	C	D	E	P S	Description	Benämning	Notes Anmärkning	S R
1	1343172-1	1	-	-	-	-		Panelkit td-3046	Panelkit td-3046	FOR TD-3046.	3
	1343173-9	1	-	-	-	-		Panelkit td-3056	Panelkit td-3056	FOR TD-3056.	3
2	*1129904*	1	-	-	-	-	OP	Panelkit td-3141	Panelkit td-3141	FOR TD-3141.	3

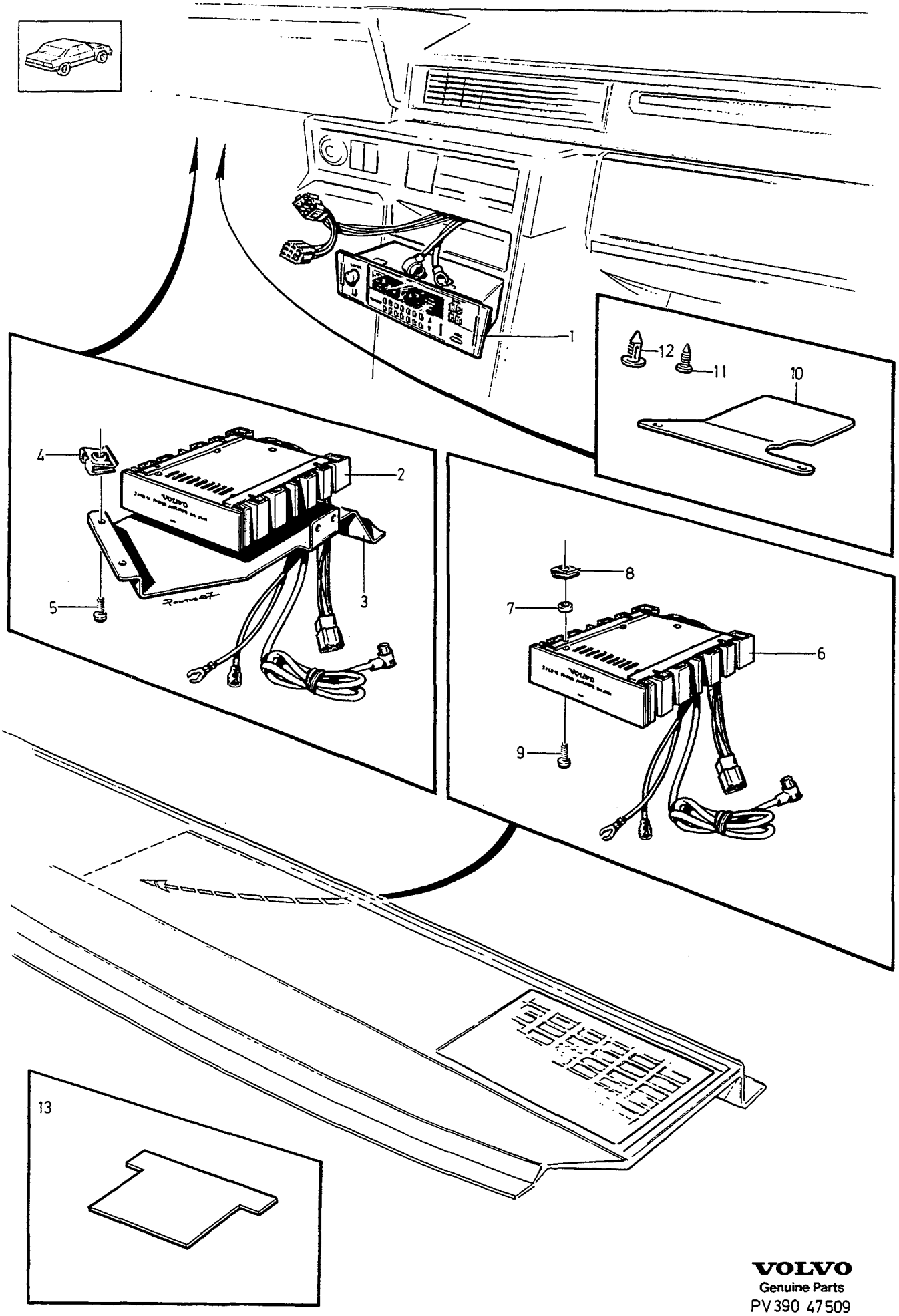

VOLVO
Genuine Parts
PV390 47509

A
B
C
D
E

EQUALIZER AMPLIFIER — EQUALIZER FÖRSTÄRKARE

Group / Grupp 39

Page / Sida 567

Fig	Part No. / Artikel nr	Quantity / Antal A	B	C	D	E	PS	Description	Benämning	Notes / Anmärkning	SR
1	1343175-4	1	-	-	-	-		Eq-5016 equalizer electr.	Eq-5016 equaliser electr.		3
2	1343088-9	1	-	-	-	-		Ha-3141 2x40w amplifier ... Amplifier front	Ha-3141 2x40w amplifier .... Förstärkare främre		3
3	1362688-2	1	-	-	-	-		Combination bracket	Monteringskonsol först.		3
4	192557-7	4	-	-	-	-		Spring nut	Fjädermutter		2
5	955122-7	4	-	-	-	-		Screw	Skruv		2
6	1343179-6	1	-	-	-	-		Amplifier ha-5161 ..... Amplifier rear	Ha-5161 2x60w amp ..... Förstärkare bakre		3
7	1376468-3	2	-	-	-	-		Spacer	Distans	L.H.	3
	1376467-5	2	-	-	-	-		Spacer	Distans	R.H.	3
8	192557-7	4	-	-	-	-		Spring nut	Fjädermutter		2
9	968465-5	4	-	-	-	-		Screw	Skruv		2
10	1362689-0	1	-	-	-	-		Safety bracket	Skyddskonsol		3
11	965378-3	2	-	-	-	-		Screw	Skruv		2
12	1323920-7	1	-	-	-	-		Clip	Clips		3
13	1398844-9	1	-	-	-	-		Edge protection moulding ..... Amplifier front	Kantskyddslist ..... Förstärkare främre	1)	3

1) For cars equipped with " AIRBAGS". / För vagnar utrustade med " AIRBAG ".

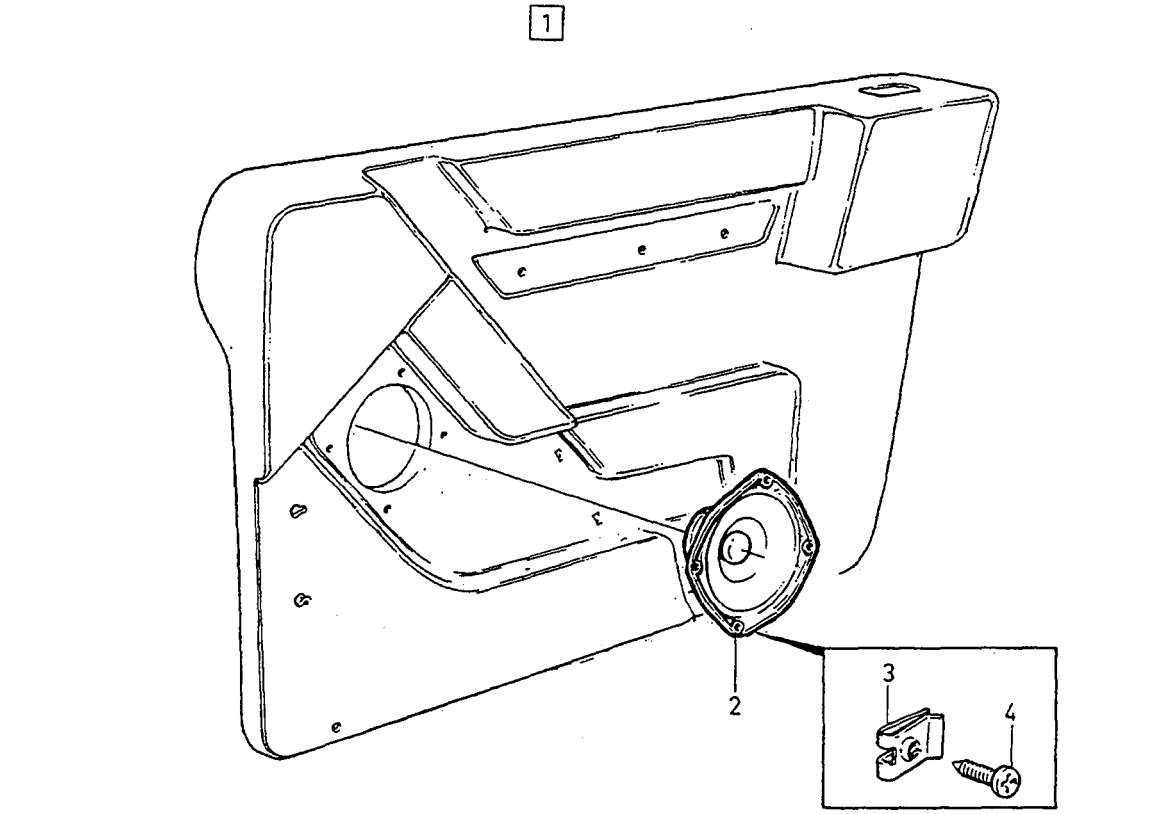
1
2
3
4

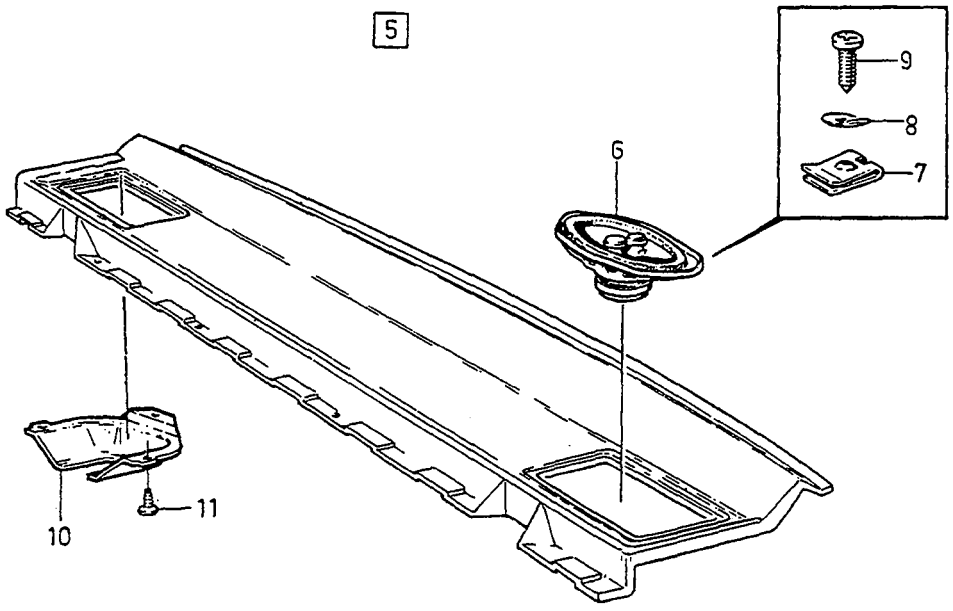
5
6
7
8
9
10
11

A
B
C
D
E

LOUDSPEAKER HÖGTALARE

Group Grupp 39

Page Sida 569

Fig	Part No. Artikel nr	Quantity / Antal A	B	C	D	E	PS	Description	Benämning	Notes Anmärkning	SR
1	1343176-2	1	-	-	-	-		Front speakers (pair) complete	Ht-180 dörrhögtsats 40w komplett		3
2	1362517-3	2	-	-	-	-		•Ht-180 doorspeaker	•Ht-180 dörrhögtalare		3
3	945626-0	8	-	-	-	-		•Spring nut	•Fjädermutter		2
4	955140-9	8	-	-	-	-		•Screw	•Skruv	ALTER 1	2
	969476-1	8	-	-	-	-		•Screw "Torx"	•Skruv "Torx"	ALTER 2	2
5	1343177-0	1	-	-	-	-		Rearspeakers (pair)ht-181 complete	Ht-181 bakre högt 60w komplett		3
6	1363128-8	2	-	-	-	-		•Ht-181 speaker	•Ht-181 högtalare		3
7	192557-7	8	-	-	-	-		•Spring nut	•Fjädermutter		2
8	941905-2	8	-	-	-	-		•Spring washer	•Fjäderbricka		2
9	955130-0	8	-	-	-	-		•Screw	•Skruv		2
10		2	-	-	-	-		Cover	Kåpa	SEE 85•945	
11		6	-	-	-	-		Screw	Skruv	SEE 85•945	

1

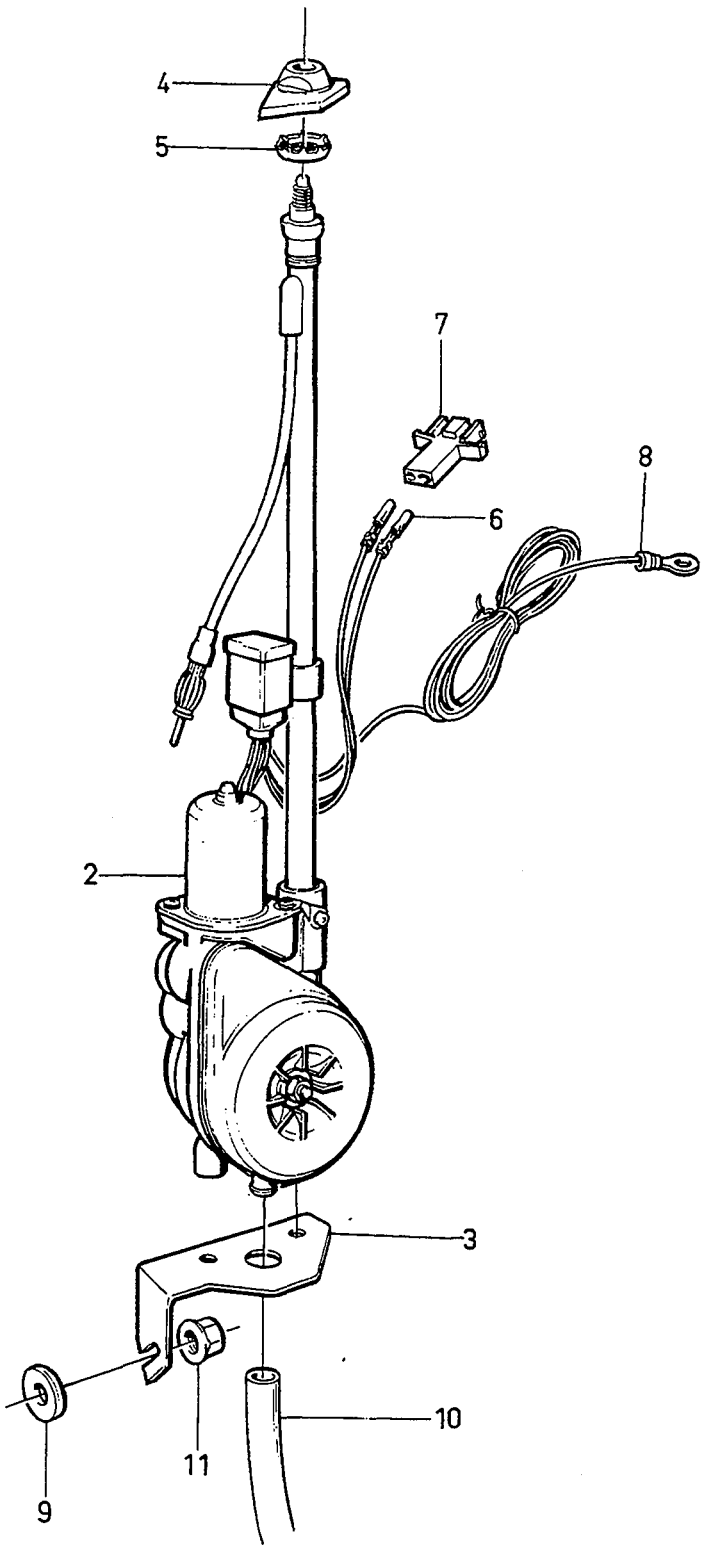

A		ANTENNA ANTENN	Group Grupp 39
B			
C			
D			Page Sida 571
E		-1987	

Fig	Part No. Artikel nr	Quantity / Antal A	B	C	D	E	PS	Description	Benämning	Notes Anmärkning	SR
1	1362528-0	1	-	-	-	-		Power antenna complete	Motorantenn komplett		3
2		1	-	-	-	-	NS	• Power antenna	• Motorantenn		
3	1356479-4	1	-	-	-	-		• Bracket	• Konsol		3
4	1384446-9	1	-	-	-	-		• Antenna top	• Toppfäste		3
5	3510779-6	1	-	-	-	-		• Washer	• Bricka	(1396122)	3
6	965824-6	2	-	-	-	-		• Cable terminal	• Ledningssko		1
7	948995-6	1	-	-	-	-		• Pin housing	• Stiftisolator		3
8	956930-2	1	-	-	-	-		• Cable terminal	• Ledningssko		2
9	1398812-6	1	-	-	-	-		• Washer	• Bricka		3
10		1	-	-	-	-	NS	• Draining hose	• Dräneringsslang		
11	965483-1	1	-	-	-	-		Flange nut	Flänsmutter		2

[1]

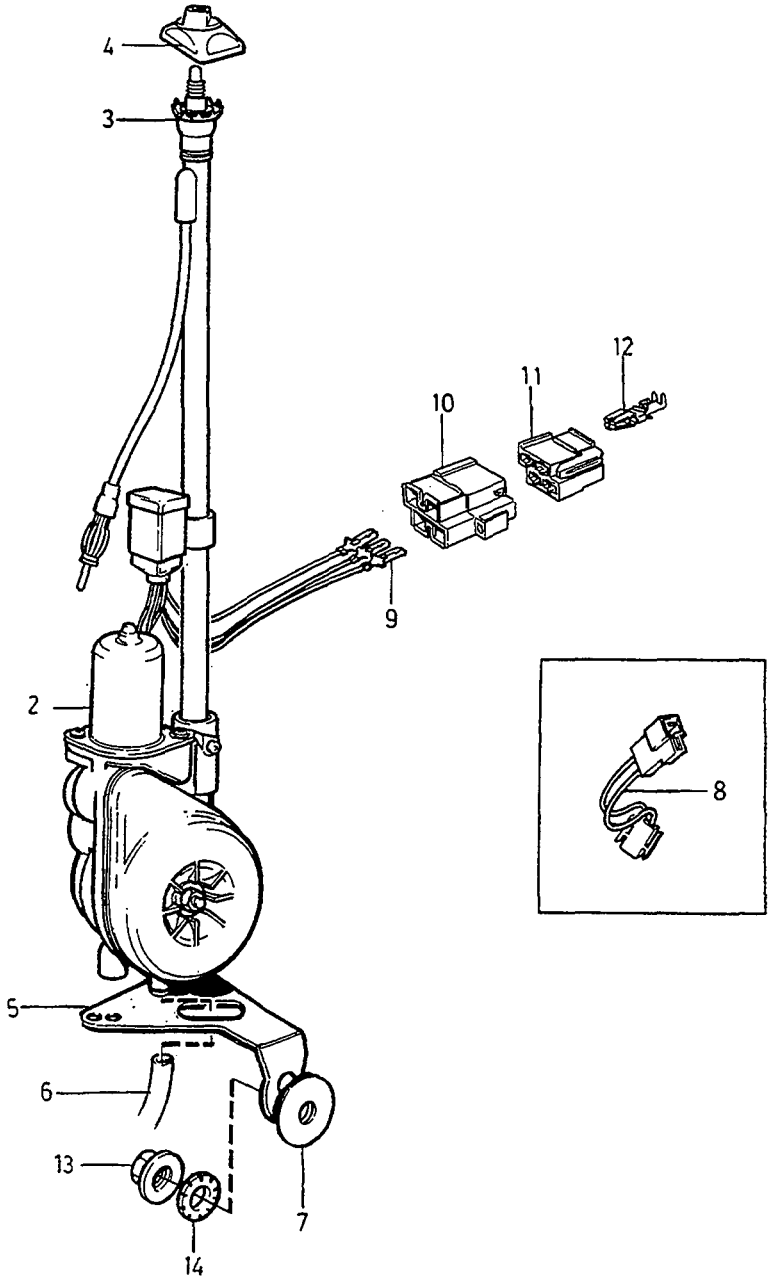

VOLVO
Genuine Parts
PV 390 47513

A
B
C
D
E

ANTENNA — ANTENN

Group / Grupp: 39

Page / Sida: 573

-1990

Fig	Part No. / Artikel nr	Quantity / Antal A	B	C	D	E	PS	Description	Benämning	Notes / Anmärkning	SR
1	*3510838*	1	-	-	-	-	NS	Power antenna complete	Elantenn komplett	REPL 1PCS 1384788-4, 1PCS 1356479-4, 1PCS 3510779-6, 1PCS 1384446-9.	3
	1384788-4	-	1	-	-	-		Power antenna complete	Elantenn komplett		3
2		1	1	-	-	-	NS	• Power antenna	• Motorantenn		
3	3510779-6	1	1	-	-	-		• Washer	• Bricka		3
4	1384446-9	1	1	-	-	-		• Antenna top complete	• Toppfäste komplett		3
	3515291-7	1	1	-	-	-		• • Antenna top	• • Toppfäste	(1363556)	3
5	1356479-4	1	-	-	-	-		• Bracket	• Konsol		3
	1398279-8	-	1	-	-	-		• Bracket	• Konsol		3
6		1	1	-	-	-	NS	• Draining hose	• Dräneringsslang		
7	1398812-6	1	1	-	-	-		• Washer	• Bricka		3
8	1347597-5	-	1	-	-	-		• Adapter	• Adapter		3
9	949490-7	3	3	-	-	-		• Cable terminal	• Ledningssko		1
10	968485-3	1	1	-	-	-		• Tab housing	• Stiftisolator		3
11	968484-6	1	1	-	-	-		Receptacle housing	Hylsisolator		3
12	949678-7	3	3	-	-	-		Cable terminal	Ledningssko		2
13	965483-1	1	1	-	-	-		Flange nut	Flänsmutter		2
14	946813-3	1	1	-	-	-		Lock washer	Låsbricka		2

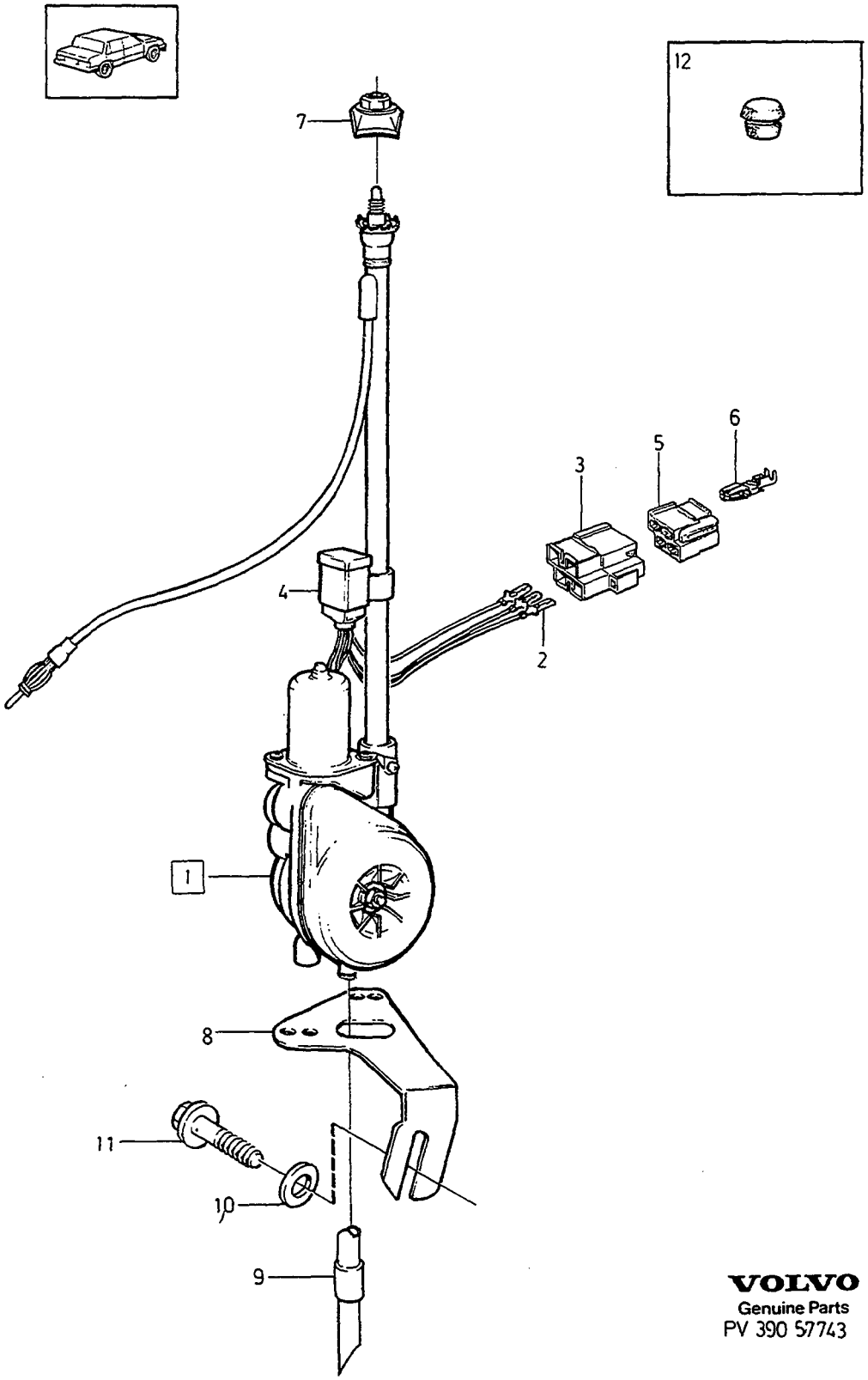

VOLVO
Genuine Parts
PV 390 57743

A		ANTENNA	ANTENN	Group Grupp 39
B				
C				
D				Page Sida 575
E		1991-		

Fig	Part No. Artikel nr	Quantity / Antal A	B	C	D	E	PS	Description	Benämning	Notes Anmärkning	SR
1	3523791-6	1	-	-	-	-		Power antenna	Elantenn		3
2	949490-7	3	-	-	-	-		•Cable terminal	•Ledningssko		1
3	968485-3	1	-	-	-	-		•Tab housing	•Stiftisolator		3
☆ 4	3533347-5	1	-	-	-	-		Control unit	Styrenhet		3
5	968484-6	1	-	-	-	-		Receptacle housing	Hylsisolator		3
6	949678-7	3	-	-	-	-		Cable terminal	Ledningssko		2
7	3515291-7	1	-	-	-	-		Antenna top	Toppfäste		3
8	1398279-8	1	-	-	-	-		Bracket	Konsol		3
9		1	-	-	-	-	NS	Draining hose	Dräneringsslang		
10	960138-6	1	-	-	-	-		Washer	Bricka		2
11	945414-1	1	-	-	-	-		Flange screw	Flänsskruv		2
12	1307819-1	1	-	-	-	-		Plug without antenna	Plugg utan antenn		3

POWER TRANSMISSION / KRAFTÖVERFÖRING

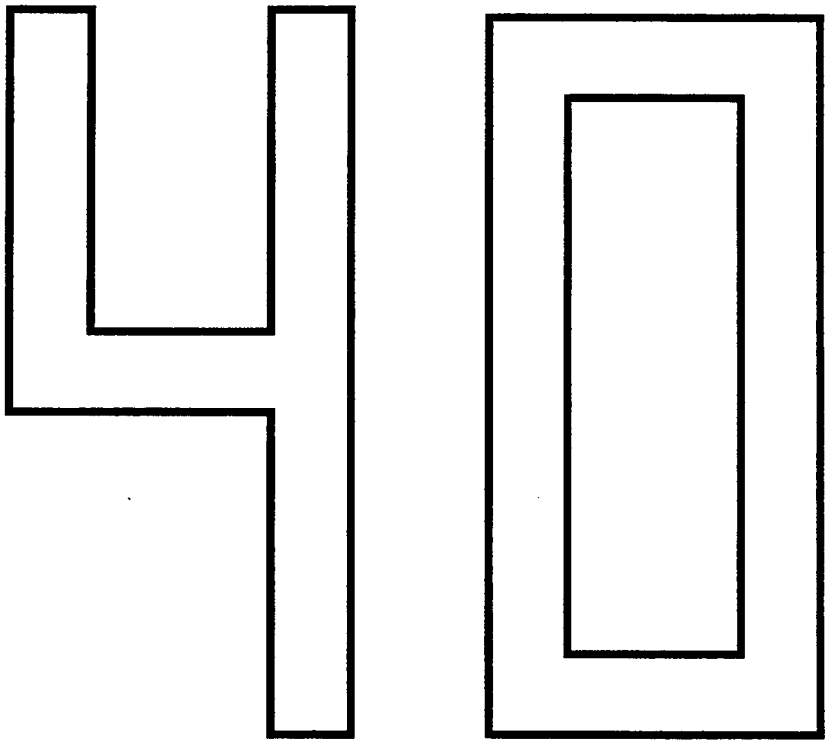

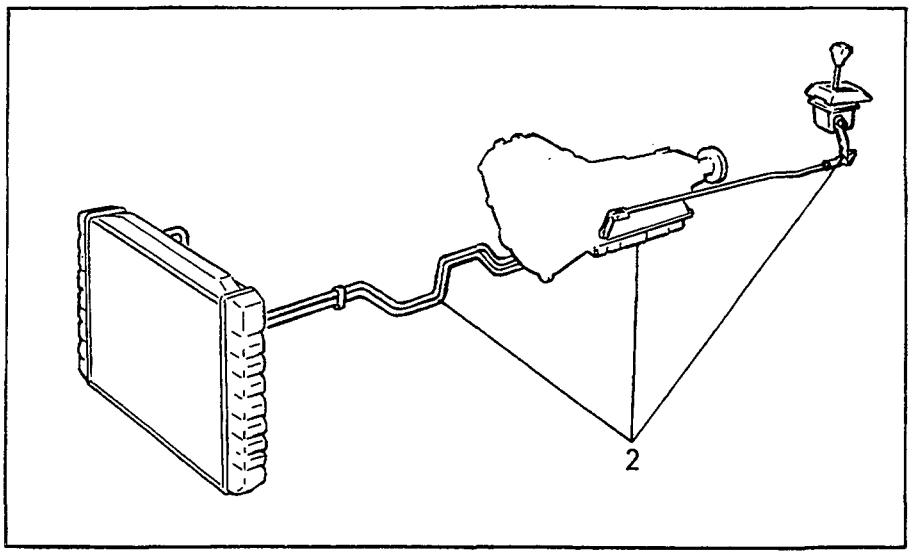
2

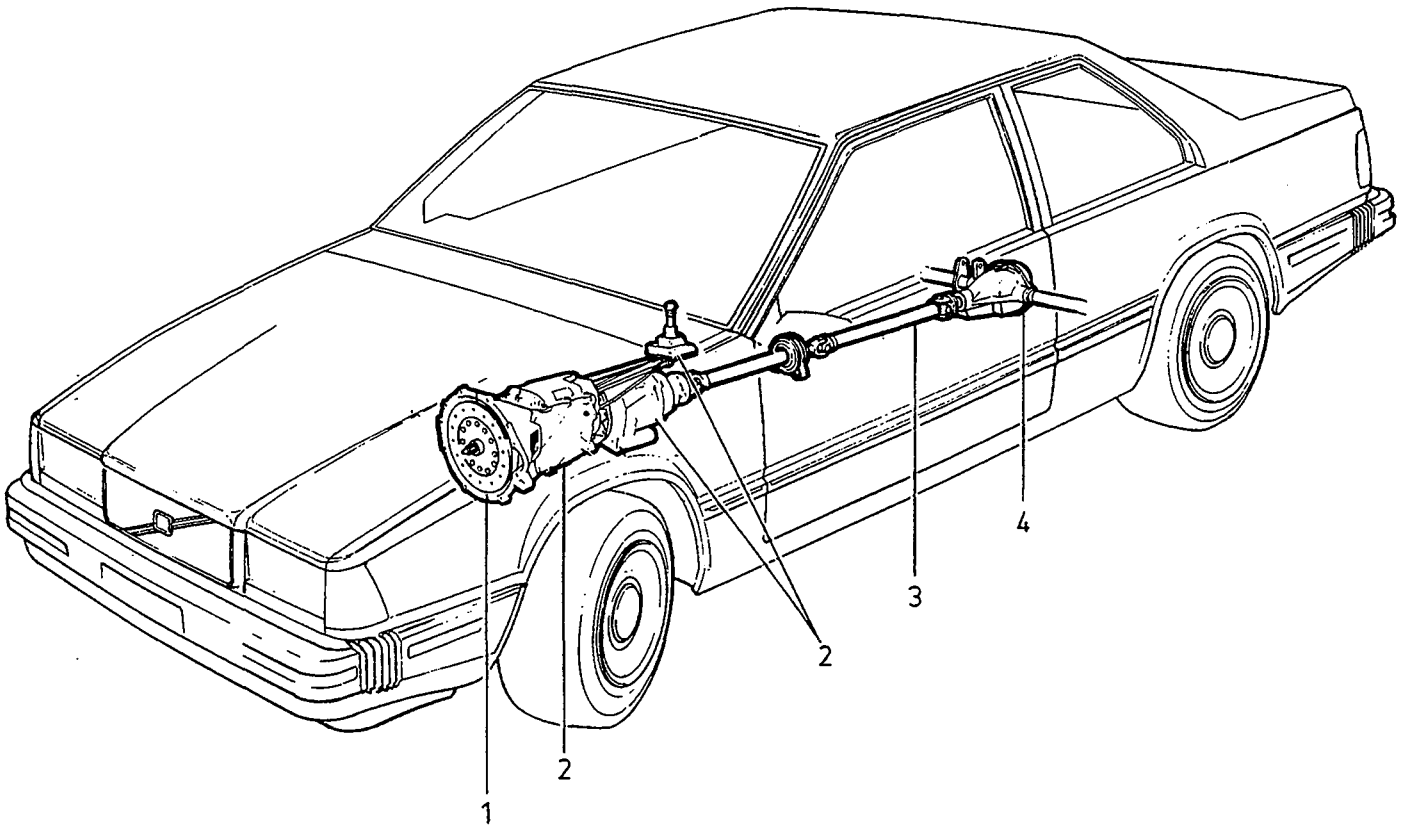
1
2
2
3
4

GROUP INDEX
POWER TRANSMISSION

GRUPP INDEX
KRAFTÖVERFÖRING

Group
Grupp
40

Page
Sida
579

Fig	Description	Benämning	Notes Anmärkning
	SUB GROUP 41	**UNDERGRUPP 41**	
1	Clutch	Koppling	SEE 41•581
	SUB GROUP 43	**UNDERGRUPP 43**	
2	Gearbox	Växellåda	SEE 43•597
	SUB GROUP 45	**UNDERGRUPP 45**	
3	Propeller shaft	Kardanaxel	SEE 45•685
	SUB GROUP 46	**UNDERGRUPP 46**	
4	Rear axle	Bakaxel	SEE 46•693

CLUTCH / KOPPLING

41

A		SUB GROUP CLUTCH	UNDERGRUPP KOPPLING	Group Grupp 41
B				
C				Page Sida 581
D				
E				

Fig	Part No. Artikel nr	Quantity / Antal A	B	C	D	E	P S	Description	Benämning	Notes Anmärkning	S R
		-	-	-	-	-		Clutch clutch controls D24TIC	Koppling kopplingsreglage D24TIC	SEE 41•583	
		-	-	-	-	-		Clutch clutch controls B200ET	Koppling kopplingsreglage B200ET	SEE 41•587	
		-	-	-	-	-		Clutch clutch controls B204GT	Koppling kopplingsreglage B204GT	SEE 41•589	
		-	-	-	-	-		Repair kits master cylinder control cylinder	Reparationssats huvudcylinder manövercylinder	SEE 41•595	

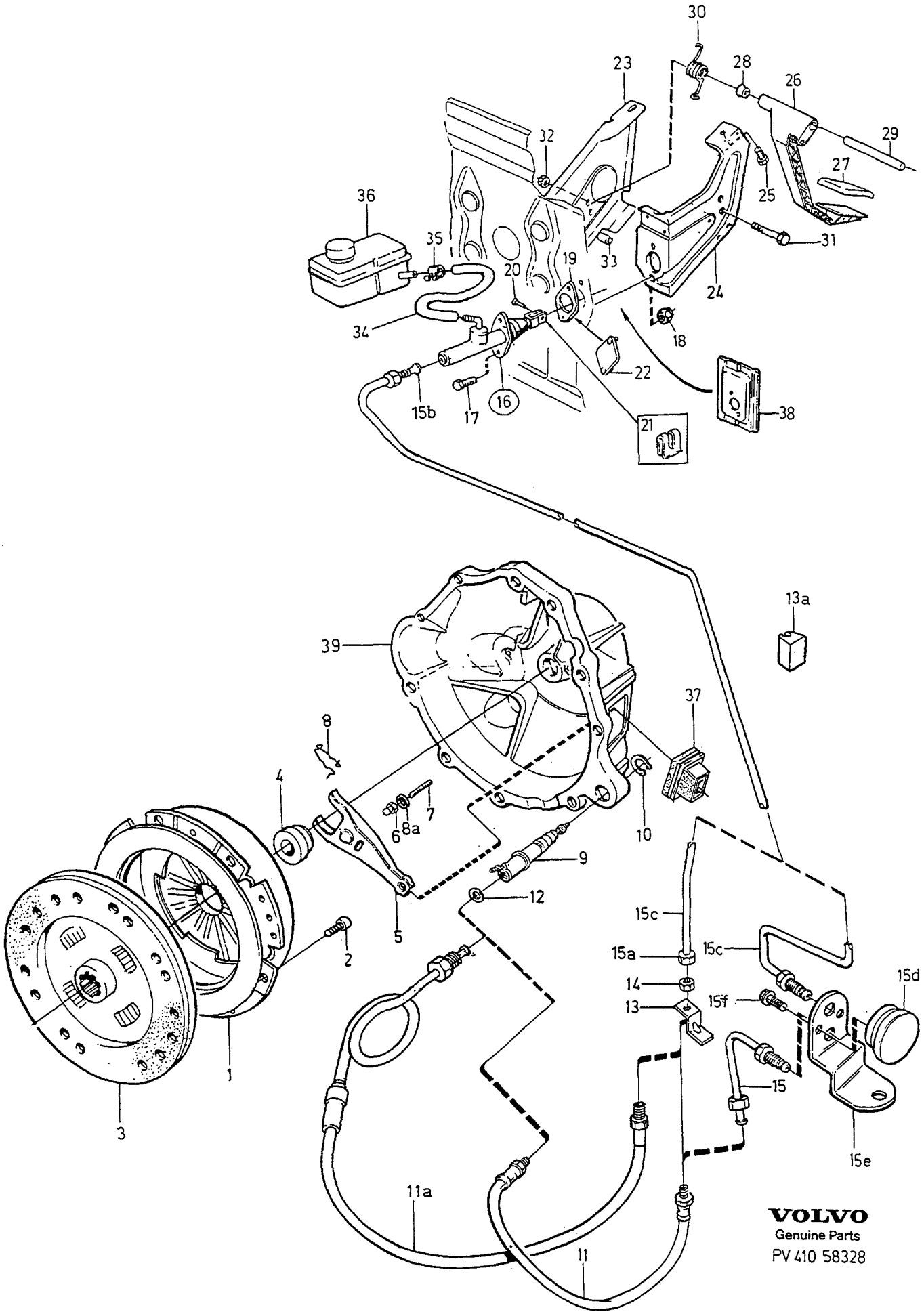

VOLVO
Genuine Parts
PV 410 58328

A
B
C
D
E

CLUTCH
CLUTCH CONTROLS
KOPPLING
KOPPLINGSREGLAGE

Group
Grupp
41

Page
Sida
583

D24TIC

Fig	Part No. Artikel nr	Quantity / Antal A	B	C	D	E	P S	Description	Benämning	Notes Anmärkning	S R
1	*(1209874)*	1	-	-	-	-	SP	Clutch	Koppling	-1989 REPL 1PCS 6814583-8, 1) 1PCS 6814603-4. REPL 1PCS 6814583-8, 2) 1PCS 6814604-2.	2
	3520553-3	1	-	-	-	-		Clutch	Koppling	1990-. (6814583)	2
2	959220-5	6	-	-	-	-		Screw	Skruv		2
3	*(6814422)*	1	-	-	-	-	SP	Driven plate	Lamell	1) -1989	2
	6814604-2	1	-	-	-	-		Driven plate	Lamell	2) -1989 (6814331)	2
	6814603-4	1	-	-	-	-		Driven plate	Lamell	1) 1990-	2
	6814604-2	1	-	-	-	-		Driven plate	Lamell	2) 1990-	2
4	1220949-0	1	-	-	-	-		Release bearing	Urkopplingslager		2
5	1220763-5	1	-	-	-	-		Release fork	Urkopplingsgaffel		3
6	6814409-6	1	-	-	-	-		Pivot pin	Ledtapp		3
7	953046-0	1	-	-	-	-		Stud	Pinnskruv		2
8	1377132-4	1	-	-	-	-		Lock spring	Låsfjäder		3
8a	955894-1	1	-	-	-	-		Washer	Bricka		2
9	1273681-5	1	-	-	-	-		Control cylinder	Manövercylinder		2
		-	-	-	-	-		•SEE 41•593	•SEE 41•593		
10	914463-5	1	-	-	-	-		Retaining ring	Spårring		2
11	1377184-5	1	-	-	-	-		Hose	Slang	-1987	3
	3502366-2	1	-	-	-	-		Clutch pipe	Kopplingsrör	1988-1989	4
11a	6814896-4	1	-	-	-	-		Clutch pipe	Kopplingsrör	1990-	4
12	11994-1	1	-	-	-	-		Gasket	Packning		2
13	1272037-1	1	-	-	-	-		Bracket	Konsol	-1987, 1990-	4
13a	1330129-6	1	-	-	-	-		Buffer	Buffert		3
14	946830-7	1	-	-	-	-		Nut	Mutter	-1987, 1990-	2
15	3502366-2	1	-	-	-	-		Clutch pipe	Kopplingsrör	1988-1989 (3502304)	4
15a	946815-8	1	-	-	-	-		Nut	Mutter	-1987, 1990-	2
15b	946816-6	1	-	-	-	-		Nut	Mutter	-1987, 1990-	2
15c	3502305-0	1	-	-	-	-		Clutch pipe	Kopplingsrör	-1987	4
	3502988-3	1	-	-	-	-		Pipe	Rör	1988-1989	4
	946814-1	X	-	-	-	-		Bundy pipe	Bundyrör	LG 435 mm, 1990-	2
15d	3502302-7	1	-	-	-	-		Absorber	Dämpare	1988-1989	3
15e	3502303-5	1	-	-	-	-		Bracket	Konsol	1988-1989	4
15f	965175-3	2	-	-	-	-		Flange screw	Flänsskruv	1988-1989	2
16	1330248-4	1	-	-	-	-		Master cylinder	Huvudcylinder		3
		-	-	-	-	-		•SEE 41•591	•SEE 41•591		
17	965503-6	2	-	-	-	-		Screw	Skruv		2
18	948645-7	2	-	-	-	-		Flange lock nut	Flänslåsmutter		2
☆ 19	3540030-8	1	-	-	-	-		Gasket	Packning	(1329579)	2
20	*968634*	1	-	-	-	-	OP	Bolt	Bult		2
21	942915-0	1	-	-	-	-		Safety brace	Säkringsbygel		2
22	1272393-8	1	-	-	-	-		Cover washer	Täckbricka	AUTO.TRANS	2
23		1	-	-	-	-		Pedal housing	Pedalkåpa	SEE 52•755	
24	1330934-9	1	-	-	-	-		Bracket	Konsol	-1987	4
	1387553-9	1	-	-	-	-		Bracket	Konsol	1988-	4
25	949887-4	1	-	-	-	-		Screw	Skruv		2
26	*(1359997)*	1	-	-	-	-	SP	Clutch pedal	Kopplingspedal	(1329686) REPL 1PCS 3530634-9, 1PCS 3516125-6.	5
	3530634-9	1	-	-	-	-		Clutch pedal	Kopplingspedal		5
27	1272021-5	1	-	-	-	-		Pedal pad	Pedalskoning		3
28	3516125-6	1	-	-	-	-		Bushing	Bussning	(1229697)	4
29	1273647-6	1	-	-	-	-		Shaft	Axel		4
30	1273988-4	1	-	-	-	-		Return spring	Returfjäder	-1987	2
31	968893-8	1	-	-	-	-		Flange screw	Flänsskruv	(955312)	2
32	948645-7	1	-	-	-	-		Flange lock nut	Flänslåsmutter	(946036)	2

1) Rigid rear axle. / Stel bakaxel.
2) Independent rear suspension. / Delad bakaxel.

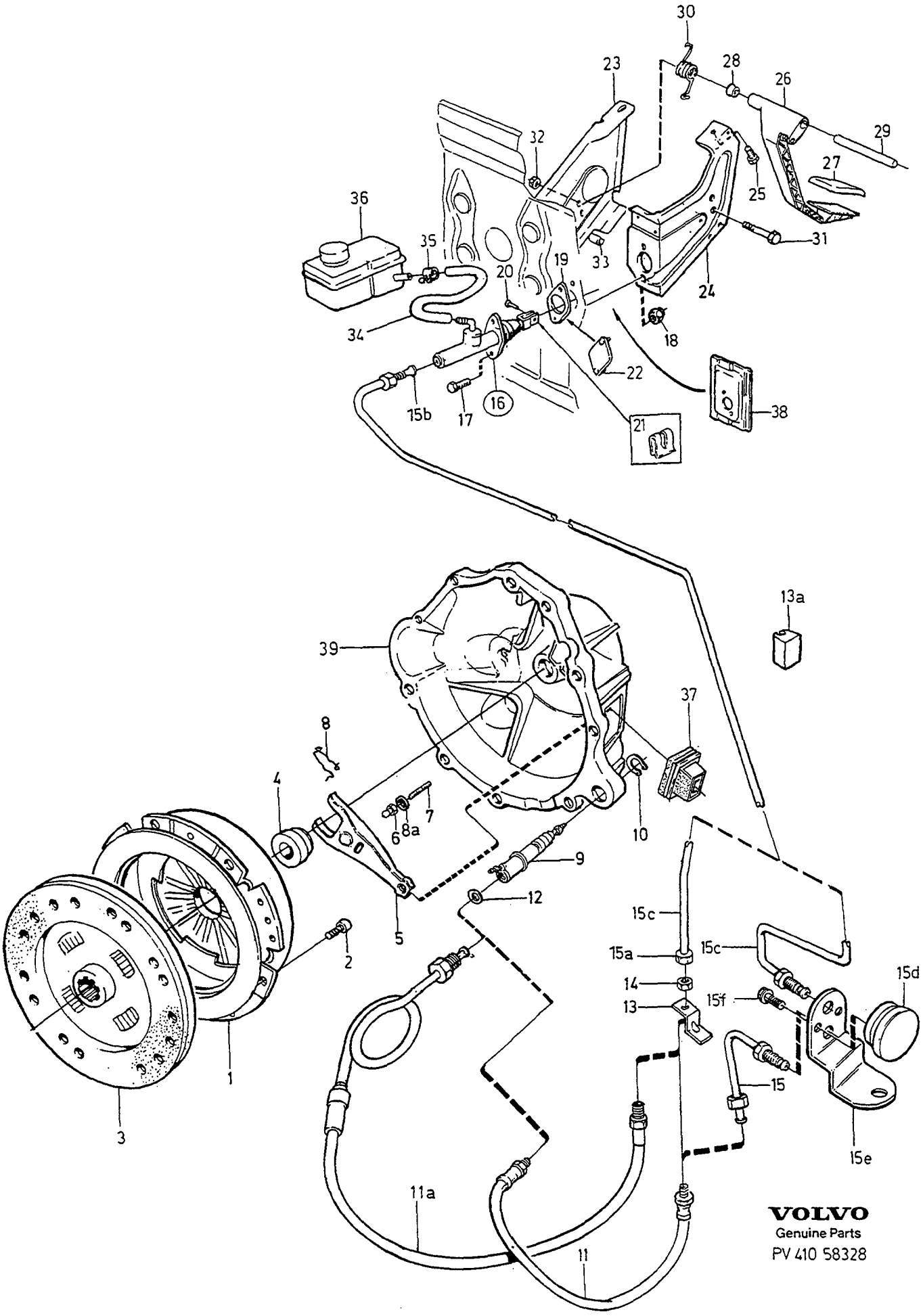

VOLVO
Genuine Parts
PV 410 58328

A
B
C
D
E

CLUTCH
CLUTCH CONTROLS

KOPPLING
KOPPLINGSREGLAGE

Group
Grupp
41

Page
Sida
585

D24TIC

Fig	Part No. Artikel nr	Quantity / Antal A	B	C	D	E	PS	Description	Benämning	Notes Anmärkning	SR
33	699856-1	X	-	-	-	-		Edge protection moulding	Kantskyddslist	(672172)	2
34	944574-3	X	-	-	-	-		Rubber hose	Gummislang	LG 240 mm	2
35	1211392-4	2	-	-	-	-		Hose clamp	Slangklämma		2
36		-	-	-	-	-		Reservoir	Behållare	SEE 52•741	
37	1220759-3	1	-	-	-	-		Bellows	Gummikåpa		3
☆ 38	3530394-0	1	-	-	-	-		Seal	Tätning	AUTO.TRANS	5
39		1	-	-	-	-		Bell housing	Kopplingskåpa	SEE 43•599	

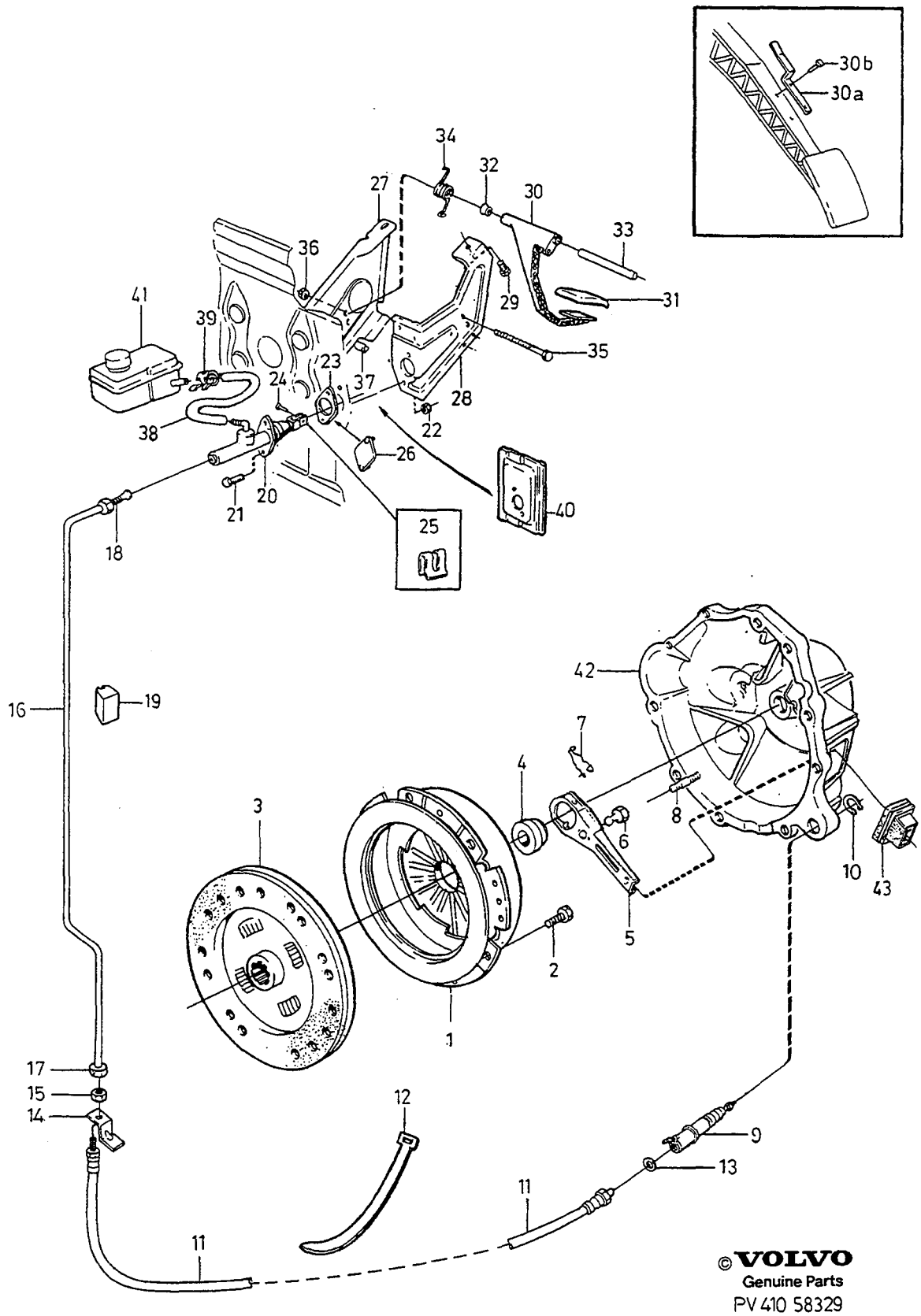

©VOLVO
Genuine Parts
PV 410 58329

A
B
C
D
E

CLUTCH — KOPPLING
CLUTCH CONTROLS — KOPPLINGSREGLAGE

Group / Grupp 41
Page / Sida 587

B200ET

Fig	Part No. / Artikel nr	Quantity / Antal A	B	C	D	E	PS	Description	Benämning	Notes / Anmärkning	SR
1	*(1209874)*	1	-	-	-	-	SP	Clutch	Koppling	REPL 1PCS 6814583-8, 1PCS 6814584-6.	2
	3520553-3	1	-	-	-	-		Clutch	Koppling	(6814583)	2
2	959220-5	6	-	-	-	-		Screw	Skruv		2
☆ 3	6814584-6	1	-	-	-	-		Driven plate	Lamell	(1377327)	2
4	1220949-0	1	-	-	-	-		Release bearing	Urkopplingslager		2
5	1220763-5	1	-	-	-	-		Release fork	Urkopplingsgaffel		3
6	6814409-6	1	-	-	-	-		Pivot pin	Ledtapp		3
7	1377132-4	1	-	-	-	-		Lock spring	Låsfjäder		3
8	953046-0	1	-	-	-	-		Stud	Pinnskruv		2
(9	1273681-5	1	-	-	-	-		Control cylinder	Manövercylinder		2
		-	-	-	-	-		•SEE 41•593	•SEE 41•593		
10	914463-5	1	-	-	-	-		Retaining ring	Spårring		2
11	1206840-9	1	-	-	-	-		Hose	Slang		3
12	948211-8	1	-	-	-	-		Strip clamp	Bandklamma		2
13	11994-1	1	-	-	-	-		Gasket	Packning		2
(14	1272037-1	1	-	-	-	-		Bracket	Konsol		4
(15	946830-7	1	-	-	-	-		Nut	Mutter		2
16	946814-1	X	-	-	-	-		Bundy pipe	Bundyrör	LG 435 mm	2
17	946815-8	1	-	-	-	-		Nut	Mutter		2
18	946816-6	1	-	-	-	-		Nut	Mutter		2
19	1330129-6	1	-	-	-	-		Buffer	Buffert		3
20	1330248-4	1	-	-	-	-		Master cylinder	Huvudcylinder		3
		-	-	-	-	-		•SEE 41•591	•SEE 41•591		
21	965503-6	2	-	-	-	-		Screw	Skruv		2
22	948645-7	2	-	-	-	-		Flange lock nut	Flänslåsmutter		2
☆ 23	3540030-8	1	-	-	-	-		Gasket	Packning	(1329579)	2
24	*968634*	1	-	-	-	-	OP	Bolt	Bult		2
25	942915-0	1	-	-	-	-		Safety brace	Säkringsbygel		2
26	1272393-8	1	-	-	-	-		Cover washer	Täckbricka	AUTO.TRANS	2
27		1	-	-	-	-		Pedal housing	Pedalkåpa	SEE 52•755	
28	1330934-9	1	-	-	-	-		Bracket	Konsol	-1986	4
	1387553-9	1	-	-	-	-		Bracket	Konsol	1987-	4
29	949887-4	1	-	-	-	-		Screw	Skruv		2
30	*(1359997)*	1	-	-	-	-	SP	Clutch pedal	Kopplingspedal	(3530634) REPL 1PCS 3530634-9, 1PCS 3516125-6.	5
(	3530634-9	1	-	-	-	-		Clutch pedal	Kopplingspedal		5
30a	1367312-4	1	-	-	-	-		Spring	Fjäder	1)	
30b	942679-2	2	-	-	-	-		Blind rivet	Blindnit	1)	2
31	1272021-5	1	-	-	-	-		Pedal pad	Pedalskoning		3
32	3516125-6	1	-	-	-	-		Bushing	Bussning	(1229697)	4
(33	1273647-6	1	-	-	-	-		Shaft	Axel		4
34	1273988-4	1	-	-	-	-		Return spring	Returfjäder	-1986	2
35	968893-8	1	-	-	-	-		Flange screw	Flänsskruv	(955312)	2
36	948645-7	1	-	-	-	-		Flange lock nut	Flänslåsmutter		2
37	699856-1	X	-	-	-	-		Edge protection moulding	Kantskyddslist	(672172)	2
38	944574-3	X	-	-	-	-		Rubber hose	Gummislang	LG 240 mm	2
39	1211392-4	2	-	-	-	-		Hose clamp	Slangklämma		2
☆ 40	3530394-0	1	-	-	-	-		Seal	Tätning	AUTO.TRANS	5
41		-	-	-	-	-		Reservoir	Behållare	SEE 52•741	
42		-	-	-	-	-		Bell housing	Kopplingskåpa	SEE 43•599	
43	1220759-3	1	-	-	-	-		Bellows	Gummikåpa		3

1) For cars with gear shift indicator. / För vagnar med växlingsindikator.

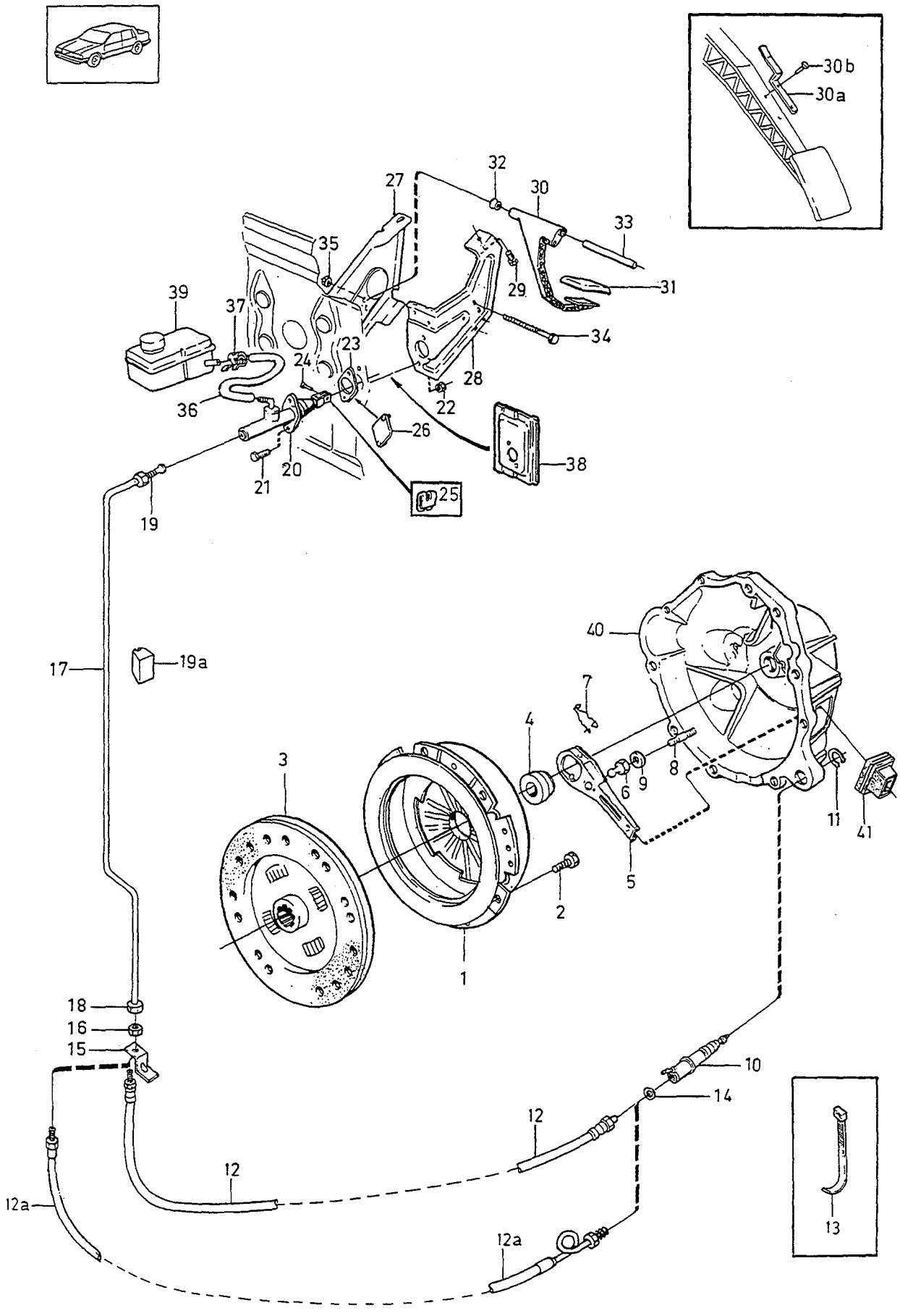
30b
30a
32
27
30
33
35
29
31
39
37
34
23
24
28
36
22
26
38
21
20
25
19
17
19a
40
7
4
3
8
6
9
11
41
5
2
1
18
16
15
10
14
12
12
12a
12a
13

A
B
C
D
E

CLUTCH CLUTCH CONTROLS — KOPPLING KOPPLINGSREGLAGE

Group / Grupp 41

Page / Sida 589

B204GT

Fig	Part No. Artikel nr	Quantity / Antal A	B	C	D	E	PS	Description	Benämning	Notes Anmärkning	SR
1	3520553-3	1	-	-	-	-		Clutch	Koppling		2
2	959220-5	6	-	-	-	-		Screw	Skruv		2
3	3520405-6	1	-	-	-	-		Driven plate	Lamell		2
4	1220949-0	1	-	-	-	-		Release bearing	Urkopplingslager		2
5	1220763-5	1	-	-	-	-		Release fork	Urkopplingsgaffel		3
6	6814409-6	1	-	-	-	-		Pivot pin	Ledtapp		3
7	1377132-4	1	-	-	-	-		Lock spring	Låsfjäder		3
8	953046-0	1	-	-	-	-		Stud	Pinnskruv		2
9	120265-4	1	-	-	-	-		Washer	Bricka		2
10	1273681-5	1	-	-	-	-		Control cylinder	Manövercylinder		2
		-	-	-	-	-		•SEE 41•593	•SEE 41•593		
11	914463-5	1	-	-	-	-		Retaining ring	Spårring		2
12	1206840-9	1	-	-	-	-		Hose	Slang	ALTER 1	3
12a	6814896-4	1	-	-	-	-		Clutch pipe	Kopplingsrör	ALTER 2	4
13	948211-8	1	-	-	-	-		Strip clamp	Bandklamma		2
14	11994-1	1	-	-	-	-		Gasket	Packning		2
15	1272037-1	1	-	-	-	-		Bracket	Konsol		4
16	946830-7	1	-	-	-	-		Nut	Mutter		2
17	946814-1	X	-	-	-	-		Bundy pipe	Bundyrör	LG 435 mm	2
18	946815-8	1	-	-	-	-		Nut	Mutter		2
19	946816-6	1	-	-	-	-		Nut	Mutter		2
19a	1330129-6	1	-	-	-	-		Buffer	Buffert		3
20	1330248-4	1	-	-	-	-		Master cylinder	Huvudcylinder		3
		-	-	-	-	-		•SEE 41•591	•SEE 41•591		
21	965503-6	2	-	-	-	-		Screw	Skruv		2
22	948645-7	2	-	-	-	-		Flange lock nut	Flänslåsmutter		2
☆ 23	3540030-8	1	-	-	-	-		Gasket	Packning	(1329579)	2
24	3520641-6	1	-	-	-	-		Bolt	Bult		2
25	942915-0	1	-	-	-	-		Safety brace	Säkringsbygel		2
26	1272393-8	1	-	-	-	-		Cover washer	Täckbricka	AUTO.TRANS	2
27		1	-	-	-	-		Pedal housing	Pedalkåpa	SEE 52•755	
28	1387553-9	1	-	-	-	-		Bracket	Konsol		4
29	949887-4	1	-	-	-	-		Screw	Skruv		2
30	*(1359997)*	1	-	-	-	-	SP	Clutch pedal	Kopplingspedal	REPL 1PCS 3530634-9, 1PCS 3516125-6.	5
	3530634-9	1	-	-	-	-		Clutch pedal	Kopplingspedal		5
30a	1367312-4	1	-	-	-	-		Spring	Fjäder	1)	
30b	942679-2	2	-	-	-	-		Blind rivet	Blindnit	1)	2
31	1272021-5	1	-	-	-	-		Pedal pad	Pedalskoning		3
32	3516125-6	1	-	-	-	-		Bushing	Bussning		4
33	1273647-6	1	-	-	-	-		Shaft	Axel		4
34	968893-8	1	-	-	-	-		Flange screw	Flänsskruv		2
35	948645-7	1	-	-	-	-		Flange lock nut	Flänslåsmutter		2
36	944574-3	X	-	-	-	-		Rubber hose	Gummislang	LG 240 mm	2
37	1211392-4	2	-	-	-	-		Hose clamp	Slangklämma		2
☆ 38	3530394-0	1	-	-	-	-		Seal	Tätning	AUTO.TRANS	5
39		-	-	-	-	-		Reservoir	Behållare	SEE 52•741	
40		-	-	-	-	-		Bell housing	Kopplingskåpa	SEE 43•599	
41	1220759-3	1	-	-	-	-		Bellows	Gummikåpa		3

1) For cars with gear shift indicator. / För vagnar med växlingsindikator.

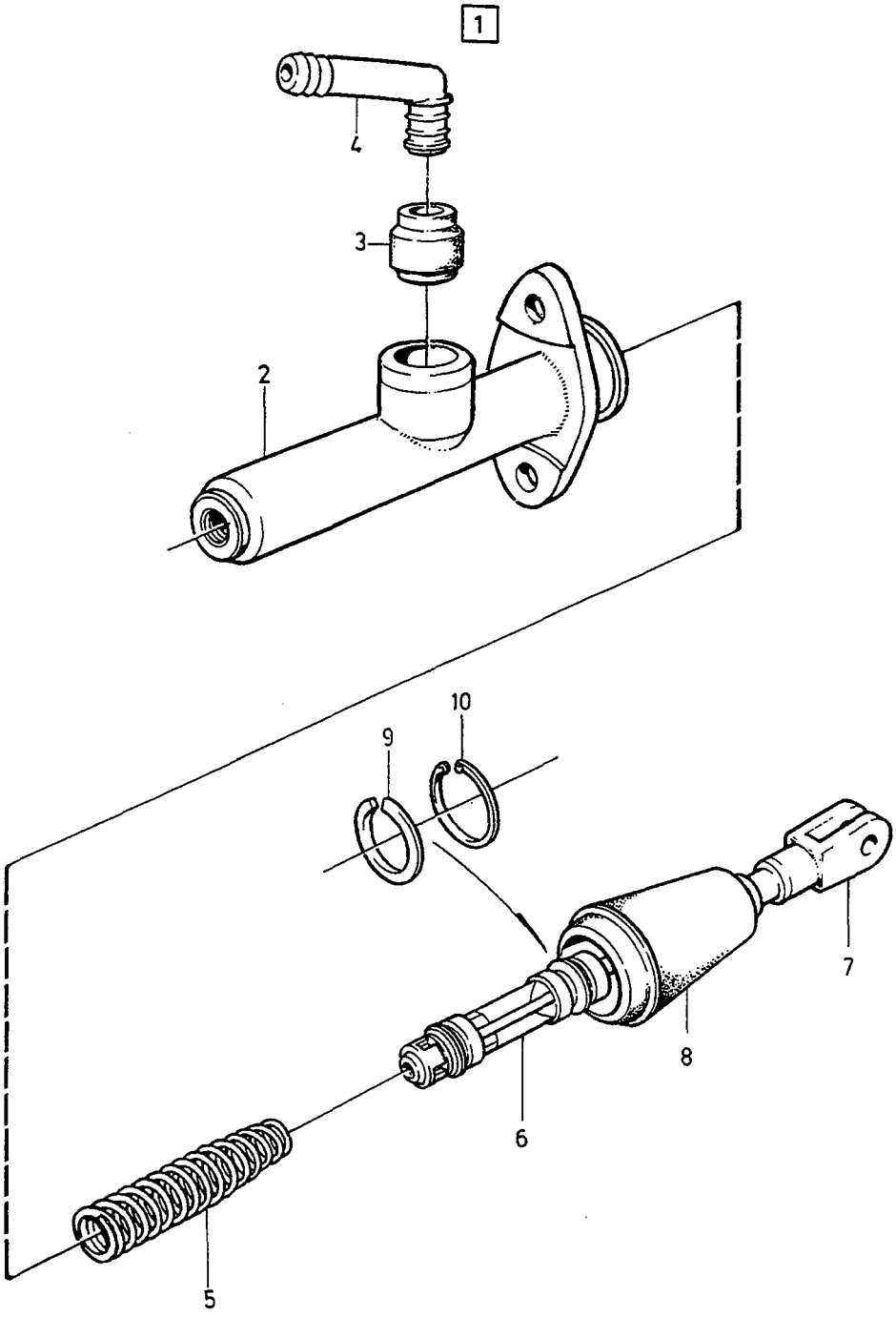

VOLVO
Genuine Parts
PV 410 52525

A	1330248
B	6814719
C	
D	
E	

MASTER CYLINDER HUVUDCYLINDER

Group / Grupp 41

Page / Sida 591

Fig	Part No. Artikel nr	Quantity / Antal A	B	C	D	E	P S	Description	Benämning	Notes Anmärkning	S R
1	1330248-4	1	-	-	-	-		Master cylinder	Huvudcylinder		3
	(1273678)	1	-	-	-	-	SP	Master cylinder	Huvudcylinder	REPL 1 PCS 1330248-4	3
	6814719-8	-	1	-	-	-		Master cylinder	Huvudcylinder		3
2		1	1	-	-	-	NS	• Housing	• Hus		
3	1561162-7	1	1	-	-	-	IK	• Sleeve	• Hylsa		3
4		1	1	-	-	-	NS	• Nipple	• Nippel		
5		1	1	-	-	-	NS	• Spring	• Fjäder		
6		1	1	-	-	-	KN	• Piston	• Kolv		
7		2	2	-	-	-	KN	• • Bellows	• • Gummikåpa		
8		1	1	-	-	-	KN	• • Piston rod	• • Kolvstång		
9		1	1	-	-	-	KN	• Washer	• Bricka		
10		1	1	-	-	-	KN	• Lock ring	• Låsring		
		1	1	-	-	-		Repair kits master cylinder	Reparationssats huvudcylinder	SEE 41 • 595	

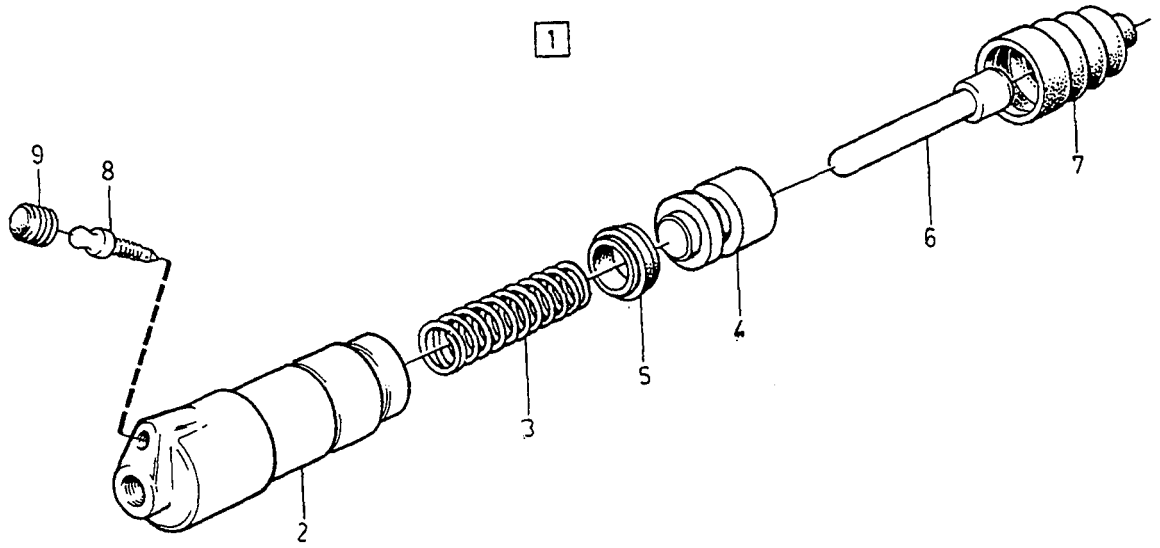
1
9
8
2
3
5
4
6
7

A	1273681	CONTROL CYLINDER MANÖVERCYLINDER	Group Grupp 41
B			
C			
D			Page Sida 593
E			

Fig	Part No. Artikel nr	Quantity / Antal A	B	C	D	E	P S	Description	Benämning	Notes Anmärkning	S R
1	1273681-5	1	-	-	-	-		Control cylinder	Manövercylinder		2
2		1	-	-	-	-	NS	• Housing	• Hus		
3		1	-	-	-	-	NS	• Compression spring	• Tryckfjäder		
4		1	-	-	-	-	NS	• Piston	• Kolv		
5		1	-	-	-	-	KN	• Gasket	• Packning		
6		1	-	-	-	-	NS	• Push rod	• Tryckstång		
7		1	-	-	-	-	KN	• Bellows	• Gummikåpa		
8	1221940-8	1	-	-	-	-		• Bleeder nipple	• Avluftningsnippel		3
9	656456-1	1	-	-	-	-		• Rubber cap	• Gummihatt		2
		1	-	-	-	-		Repair kits control cylinder	Reparationssats manövercylinder	SEE 41 • 595	

1

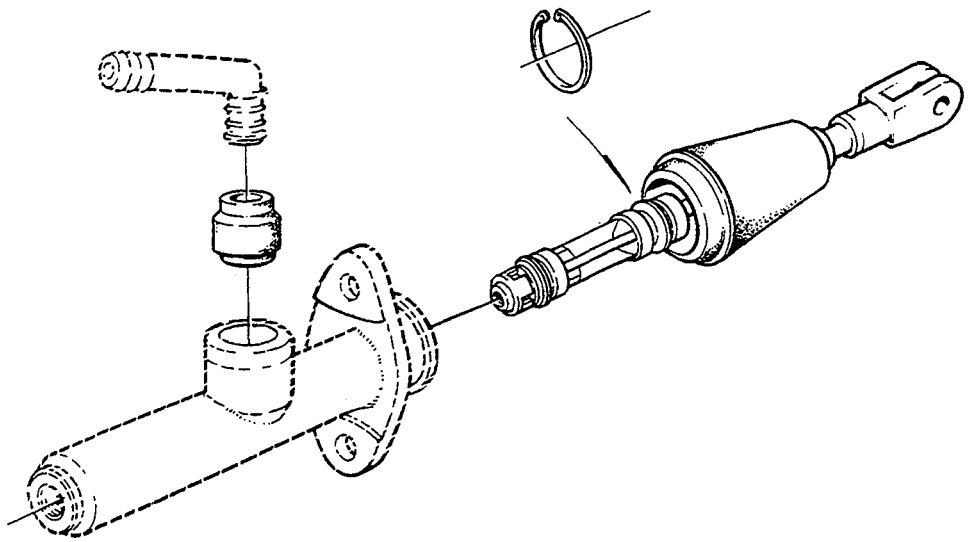

2

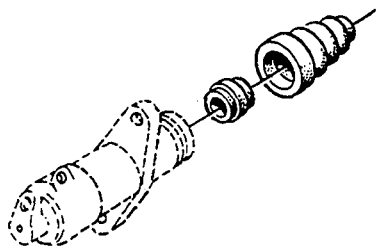

A
B
C
D
E

REPAIR KITS
MASTER CYLINDER
CONTROL CYLINDER

REPARATIONSSATS
HUVUDCYLINDER
MANÖVERCYLINDER

Group / Grupp 41

Page / Sida 595

Fig	Part No. Artikel nr	Quantity / Antal					P S	Description	Benämning	Notes Anmärkning	S R
		A	B	C	D	E					
1	273929-0	1	-	-	-	-		Repair kit ..... Master cylinder	Reparationssats ..... Huvudcylinder		2
2	273932-4	1	-	-	-	-		Repair kit ..... Control cylinder	Reparationssats ..... Manövercylinder		2

GEARBOX / VÄXELLÅDA

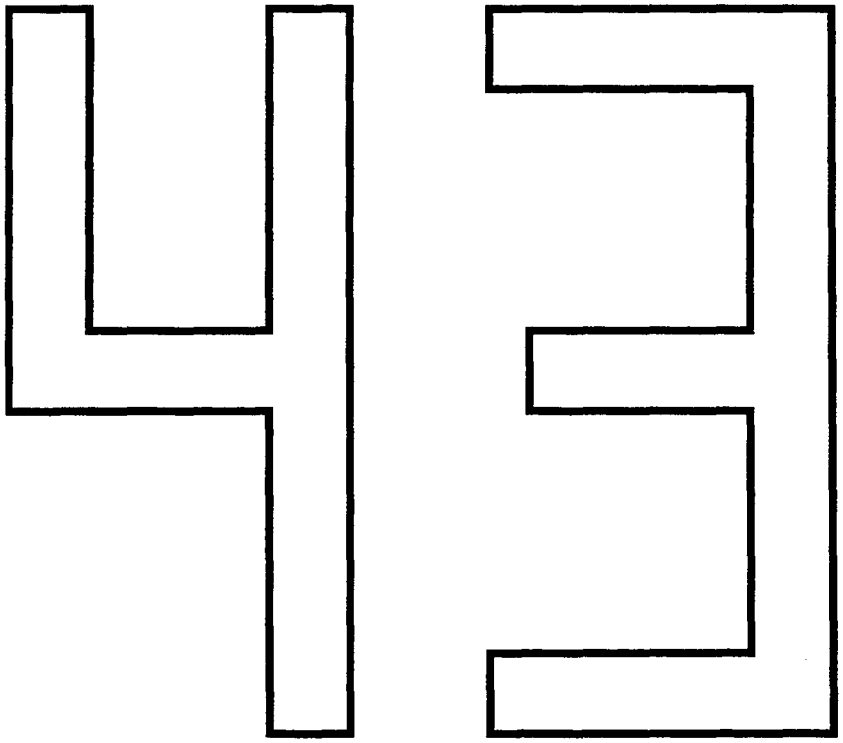

A
B
C
D
E

SUB GROUP
GEARBOX

UNDERGRUPP
VÄXELLÅDA

Group
Grupp
43

Page
Sida
597

Fig	Part No. Artikel nr	Quantity / Antal A	B	C	D	E	PS	Description	Benämning	Notes Anmärkning	SR
		-	-	-	-	-		Gearbox, manual M46	Växellåda, manuell M46	SEE 43•599	
		-	-	-	-	-		•Gearshift M46	•Växelreglage M46	SEE 43•621	
		-	-	-	-	-		•Gearbox mounting M46	•Växellådsupphängning M46	SEE 43•623	
		-	-	-	-	-		Repair kits overdrive M46	Reparationssats överväxel M46	SEE 43•679	
		-	-	-	-	-		Gearbox, automatic gearbox mounting AW71	Växellåda, automat växellådsupphängning AW71	SEE 43•645	
		-	-	-	-	-		•Gearshift AW71	•Växelreglage AW71	SEE 43•669	
		-	-	-	-	-		•Gearbox cooling 6CYL. AW71	•Växellådskylning 6CYL. AW71	SEE 43•677	
		-	-	-	-	-		Repair kits automatic gearbox AW71	Reparationssats automatväxellåda AW71	SEE 43•681	
		-	-	-	-	-		Repair kits automatic gearbox AW71	Reparationssats automatväxellåda AW71	SEE 43•683	

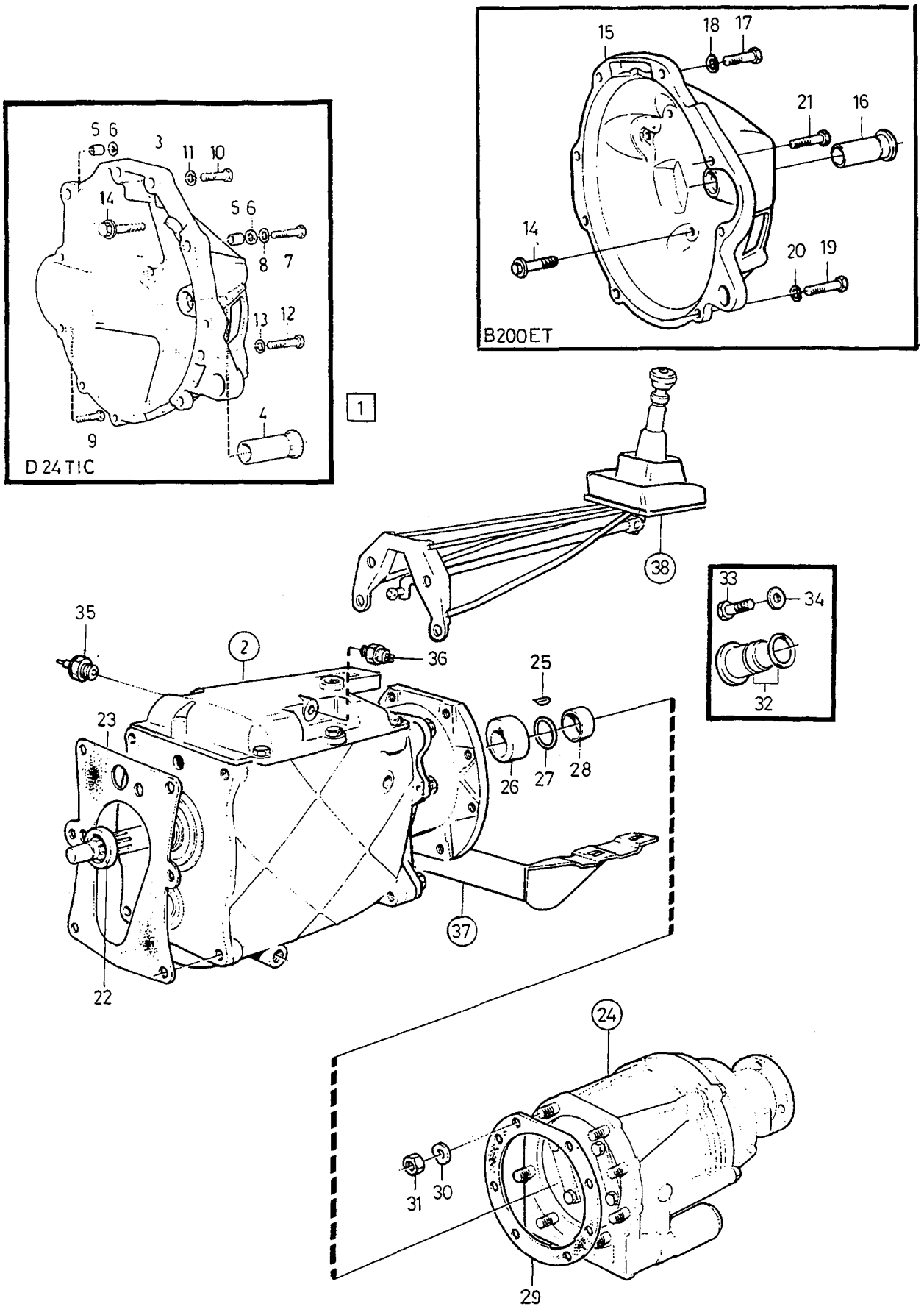

©VOLVO
Genuine Parts

A
B
C
D
E

GEARBOX, MANUAL — VÄXELLÅDA, MANUELL

Group / Grupp 43

Page / Sida 599

M46

Fig	Part No. / Artikel nr	Quantity / Antal A	B	C	D	E	PS	Description	Benämning	Notes / Anmärkning	SR
1	*(1208419)*	1	-	-	-	-	SP	Gearbox	Växellåda	-1986 D24TIC	
		-	-	-	-	-		•SEE 43•605	•SEE 43•605	TRANS MARKED 1208419	
										REPL 1PCS 1208444-8.	
	(1208494)	1	-	-	-	-	SP	Gearbox	Växellåda	-1986 D24TIC	
		-	-	-	-	-		•SEE 43•605	•SEE 43•605	TRANS MARKED 1208494	
										REPL 1PCS 1208512-2.	
	(1208541)	1	-	-	-	-	SP	Gearbox	Växellåda	-1987 D24TIC	6
		-	-	-	-	-		•SEE 43•609	•SEE 43•609	TRANS MARKED 1208541	
										REPL 1PCS 1208568-4.	
	(1208621)	1	-	-	-	-	SP	Gearbox	Växellåda	1988- D24TIC	6
		-	-	-	-	-		•SEE 43•609	•SEE 43•609	TRANS MARKED 1208621	
										REPL 1 PCS 1208568-4	
	(1208538)	1	-	-	-	-	SP	Gearbox	Växellåda	B200ET	6
		-	-	-	-	-		•SEE 43•609	•SEE 43•609	TRANS MARKED 1208538	
										REPL 1PCS 1208567-6.	
	(1208688)	1	-	-	-	-	SP	Gearbox	Växellåda	B204GT	8
		-	-	-	-	-		•SEE 43•613	•SEE 43•613	TRANS MARKED 1208688	
										REPL 1PCS 1208704-5.	
2	1208444-8	1	-	-	-	-		•Gearbox	•Växellåda	1) D24TIC	5
		-	-	-	-	-		••SEE 43•605	••SEE 43•605	TRANS MARKED 1208444	
	(1208512)	1	-	-	-	-	SP	•Gearbox	•Växellåda	1) -1986 D24TIC	5
		-	-	-	-	-		••SEE 43•605	••SEE 43•605	TRANS MARKED 1208512	
										REPL 1PCS 1208568-4	
	1208568-4	1	-	-	-	-		•Gearbox	•Växellåda	1) 1987- D24TIC	5
		-	-	-	-	-		••SEE 43•609	••SEE 43•609	TRANS MARKED 1208568	
	1208567-6	1	-	-	-	-		•Gearbox	•Växellåda	1) B200ET	5
		-	-	-	-	-		••SEE 43•609	••SEE 43•609	TRANS MARKED 1208567	
	(1208704)	1	-	-	-	-	SP	•Gearbox	•Växellåda	1) B204GT	6
		-	-	-	-	-		••SEE 43•613	••SEE 43•613	TRANS MARKED 1208704	
										REPL 1PCS 1208734-2	
☆	1208734-2	1	-	-	-	-		•Gearbox	•Växellåda	1) B204GT	5
		-	-	-	-	-		••SEE 43•617	••SEE 43•617	TRANS MARKED 1208734	
3	1232852-2	1	-	-	-	-		•Bell housing	•Kopplingskåpa	D24TIC	5
4	1220376-6	1	-	-	-	-		•Sleeve	•Hylsa		3
5	1232637-7	2	-	-	-	-		•Guide sleeve	•Styrhylsa		3
6	1232411-7	2	-	-	-	-		•Washer	•Bricka		3
7	970982-5	1	-	-	-	-		•Screw	•Skruv	M12 X 100	2
										(955352)	
8	940280-1	1	-	-	-	-		•Spring washer	•Fjäderbricka		2
9		2	-	-	-	-		•Screw	•Skruv	SEE 33•401	
10	970974-2	4	-	-	-	-		•Screw	•Skruv	M12 X 50	2
										(955344)	
11	940280-1	2	-	-	-	-		•Spring washer	•Fjäderbricka		2
12	949366-9	3	-	-	-	-		•Screw	•Skruv	(955326), ALTER 1	2
	965188-6	3	-	-	-	-		•Flange screw	•Flänsskruv	ALTER 2	2
13	941908-6	3	-	-	-	-		•Spring washer	•Fjäderbricka	ALTER 1	2
14	965185-2	4	-	-	-	-		•Flange screw	•Flänsskruv		2
15	1220769-2	1	-	-	-	-		•Clutch housing	•Kopplingskåpa	B200ET, B204GT	5

1) Spare part version. / Reservdelsutförande.

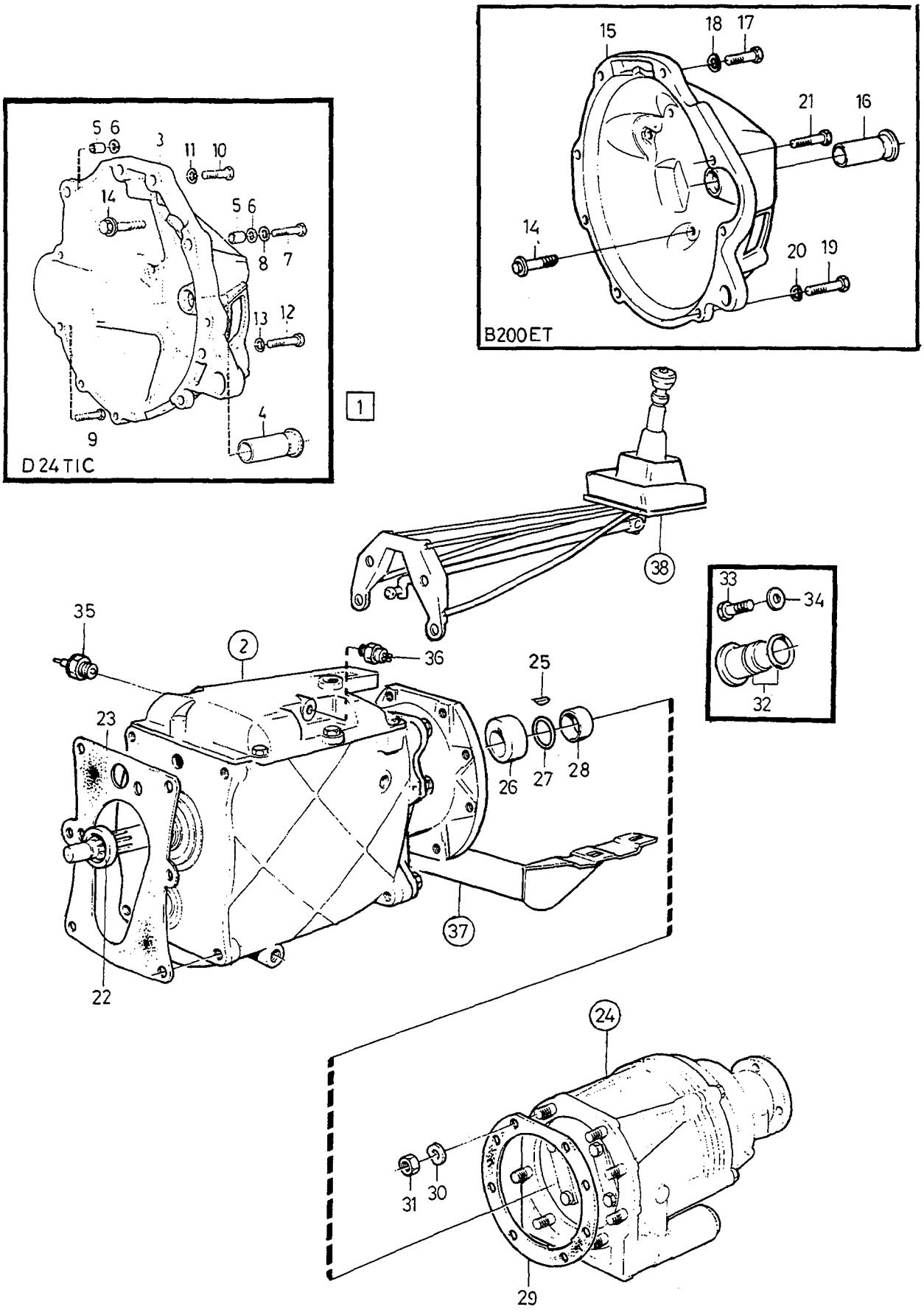

© VOLVO
Genuine Parts

A B C D E

GEARBOX, MANUAL — VÄXELLÅDA, MANUELL

Group / Grupp 43

Page / Sida 601

M46

Fig	Part No. / Artikel nr	Quantity / Antal A	B	C	D	E	PS	Description	Benämning	Notes / Anmärkning	SR
16	1220376-6	1	-	-	-	-		••Sleeve	••Hylsa		3
17	970972-6	3	-	-	-	-		•Screw	•Skruv	(955342), B200ET	2
	970972-6	4	-	-	-	-		•Screw	•Skruv	B204GT	2
18	940280-1	3	-	-	-	-		•Spring washer	•Fjäderbricka	B200ET	2
	940280-1	4	-	-	-	-		•Spring washer	•Fjäderbricka	B204GT	2
☆ 19	970950-2	2	-	-	-	-		•Screw	•Skruv	(955320)	2
20	941908-6	2	-	-	-	-		•Spring washer	•Fjäderbricka		2
21		2	-	-	-	-		•Screw	•Skruv	SEE 33•401	
22	1377748-7	1	-	-	-	-		•Sealing ring	•Tätningsring	(191685)	2
23	1340989-1	1	-	-	-	-		•Gasket asbestos-free	•Packning asbestfri	(1209700)	2
24	*(1208478)*	1	-	-	-	-	SP	•Overdrive	•Överväxel	-1987. D24TIC	5
		-	-	-	-	-		••SEE 43•625	••SEE 43•625	MARKED LAYCOCK 115970 REPL 1PCS 1208626-0.	
	(1208626)	1	-	-	-	-	SP	•Overdrive	•Överväxel	1)	5
		-	-	-	-	-		••SEE 43•641	••SEE 43•641	MARKED LAYCOCK 119035 ALTER 1 REPL 1PCS 1208695-5.	
	1208695-5	1	-	-	-	-		•Overdrive	•Överväxel	ALTER 2	5
		-	-	-	-	-		••SEE 43•641	••SEE 43•641		
	(1208329)	1	-	-	-	-	SP	•Overdrive	•Överväxel	-1987. D24TIC	5
		-	-	-	-	-		••SEE 43•625	••SEE 43•625	MARKED LAYCOCK 115941 REPL 1 PCS 1208628-6.	
	1208628-6	1	-	-	-	-		•Overdrive	•Överväxel	1)	5
		-	-	-	-	-		••SEE 43•641	••SEE 43•641	MARKED LAYCOCK 119037 ALTER 1	
	1208697-1	1	-	-	-	-		•Overdrive	•Överväxel	ALTER 2	5
		-	-	-	-	-		••SEE 43•641	••SEE 43•641		
	(1208497)	1	-	-	-	-	SP	•Overdrive	•Överväxel	-1987. D24TIC	5
		-	-	-	-	-		••SEE 43•629	••SEE 43•629	REPL 1PCS 1208606-2, 1 PCS 1220200-8, 1 PCS 948602-8, 1 PCS 955636-6.	
	(1208496)	1	-	-	-	-	SP	•Overdrive	•Överväxel	-1987. D24TIC	5
		-	-	-	-	-		••SEE 43•629	••SEE 43•629	MARKED LAYCOCK 115982 REPL 1 PCS 1208606-2.	
	(1208441)	1	-	-	-	-	SP	•Overdrive	•Överväxel	-1987. B200ET	5
		-	-	-	-	-		••SEE 43•629	••SEE 43•629	MARKED LAYCOCK 115950 REPL 1PCS 1208606-2, 1 PCS 1209844-8, 1 PCS 1220200-8, 1 PCS 948602-8, 1 PCS 955636-6.	
	(1208605)	1	-	-	-	-	SP	•Overdrive	•Överväxel	1988-. B200ET, D24TIC	5
		-	-	-	-	-		••SEE 43•633	••SEE 43•633	MARKED LAYCOCK 119026 REPL 1 PCS 1208606-2, 1 PCS 1209844-8, 1 PCS 1220200-8, 1 PCS 948602-8, 1 PCS 955636-6.	
	(1208690)	1	-	-	-	-	SP	•Overdrive	•Överväxel	ALTER 1 B200ET, D24TIC	8

1) Spare part version. / Reservdelsutförande.

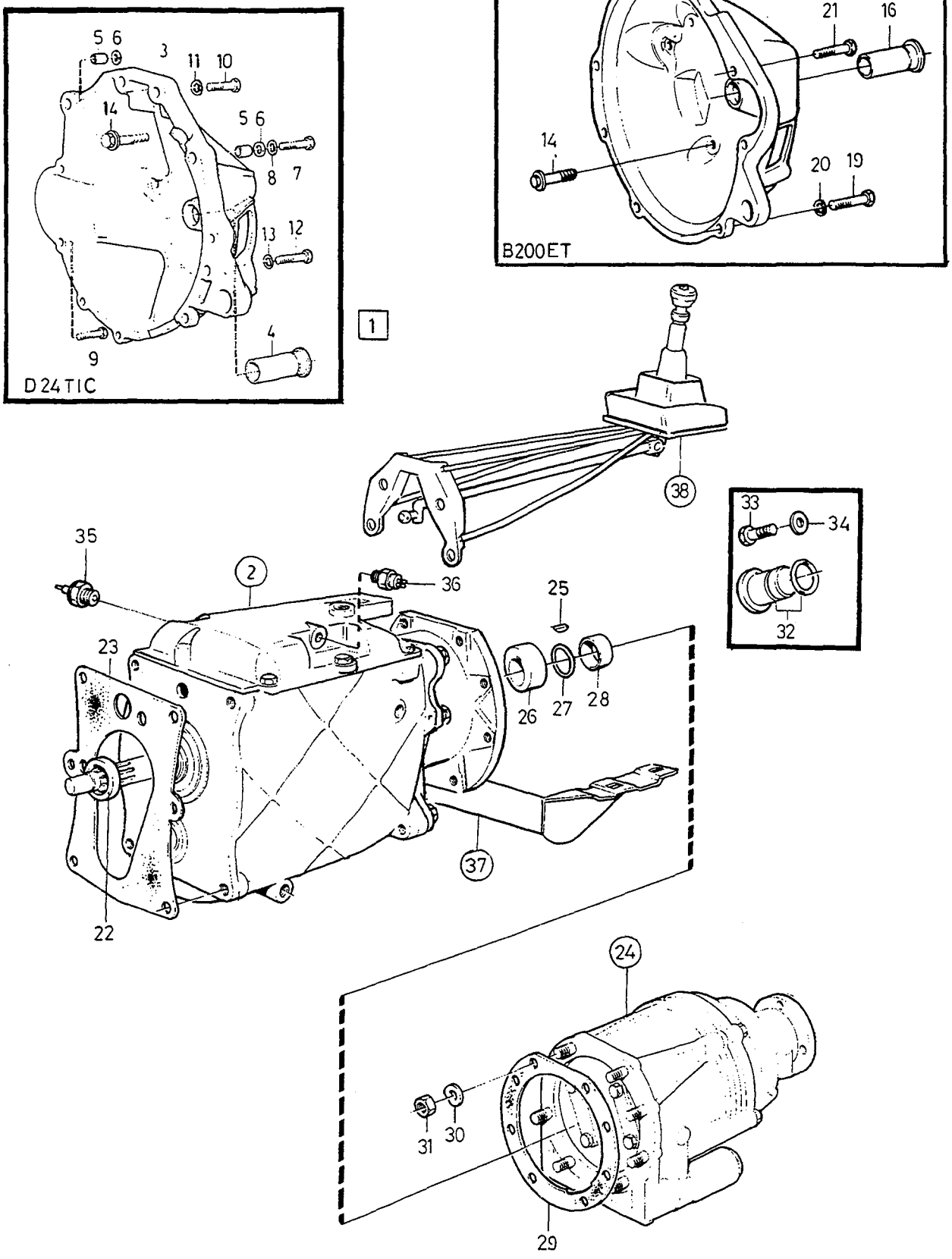

© VOLVO
Genuine Parts

GEARBOX, MANUAL — VÄXELLÅDA, MANUELL

Group / Grupp: 43

Page / Sida: 603

M46

Fig	Part No. / Artikel nr	Quantity / Antal A	B	C	D	E	PS	Description	Benämning	Notes / Anmärkning	SR
		-	-	-	-	-		••SEE 43•637	••SEE 43•637	REPL 1PCS 1208691-4, 1PCS 1209844-8, 1PCS 1220200-8, 1PCS 948602-8, 1PCS 955636-6. ALTER 2	
	(1208606)	1	-	-	-	-	SP	•Overdrive	•Överväxel	D24TIC, ALTER 1	5
		-	-	-	-	-		••SEE 43•633	••SEE 43•633	MARKED LAYCOCK 119027 REPL 1PCS 1208691-4.	
	1208691-4	1	-	-	-	-		•Overdrive	•Överväxel	D24TIC, ALTER 2	5
		-	-	-	-	-		••SEE 43•637	••SEE 43•637		
	1208719-3	1	-	-	-	-		•Overdrive	•Överväxel	B204GT	5
		-	-	-	-	-		••SEE 43•637	••SEE 43•637	TRANS MARKED 1208704	
	1208691-4	1	-	-	-	-		•Overdrive	•Överväxel	B204GT	5
		-	-	-	-	-		••SEE 43•637	••SEE 43•637	TRANS MARKED 1208734	
25	191882-0	1	-	-	-	-		•Key	•Kil	TRANS 1208419	2
26	380652-8	1	-	-	-	-		•Cam	•Kam	TRANS 1208419	3
	1377547-3	1	-	-	-	-		•Cam	•Kam	TRANS 1208494 (1340746)	3
	1377547-3	1	-	-	-	-		•Cam	•Kam	TRANS MARKED 1208541, 1208621, 1208538.	3
27	380653-6	1	-	-	-	-		•Retaining ring	•Spårring	TRANS 1208419	3
	1340747-3	1	-	-	-	-		•Retaining ring	•Spårring	EXC TRANS 1208419	3
28	380654-4	1	-	-	-	-		•Spring ring	•Fjäderring	TRANS 1208419	3
29	380618-9	1	-	-	-	-		•Gasket	•Packning		2
30	955920-4	8	-	-	-	-		•Spring washer	•Fjäderbricka		2
31	955846-1	8	-	-	-	-		•Nut	•Mutter		2
32	1220200-8	1	-	-	-	-		•Plug	•Plugg		3
		1	-	-	-	-	NS	••Plug	••Plugg		
	380757-5	1	-	-	-	-		••O-ring	••O-ring		2
33	955636-6	1	-	-	-	-		•Screw	•Skruv		2
34	948602-8	1	-	-	-	-		•Washer	•Bricka		2
35		1	-	-	-	-		•Switch	•Strömställare	SEE 43•605	
36	1307086-7	1	-	-	-	-		Reverse light contact	Backljuskontakt		2
37		1	-	-	-	-		Gearbox mounting	Växellådsupphängning	SEE 43•623	
38		1	-	-	-	-		Gearshift	Växelreglage	SEE 43•621	

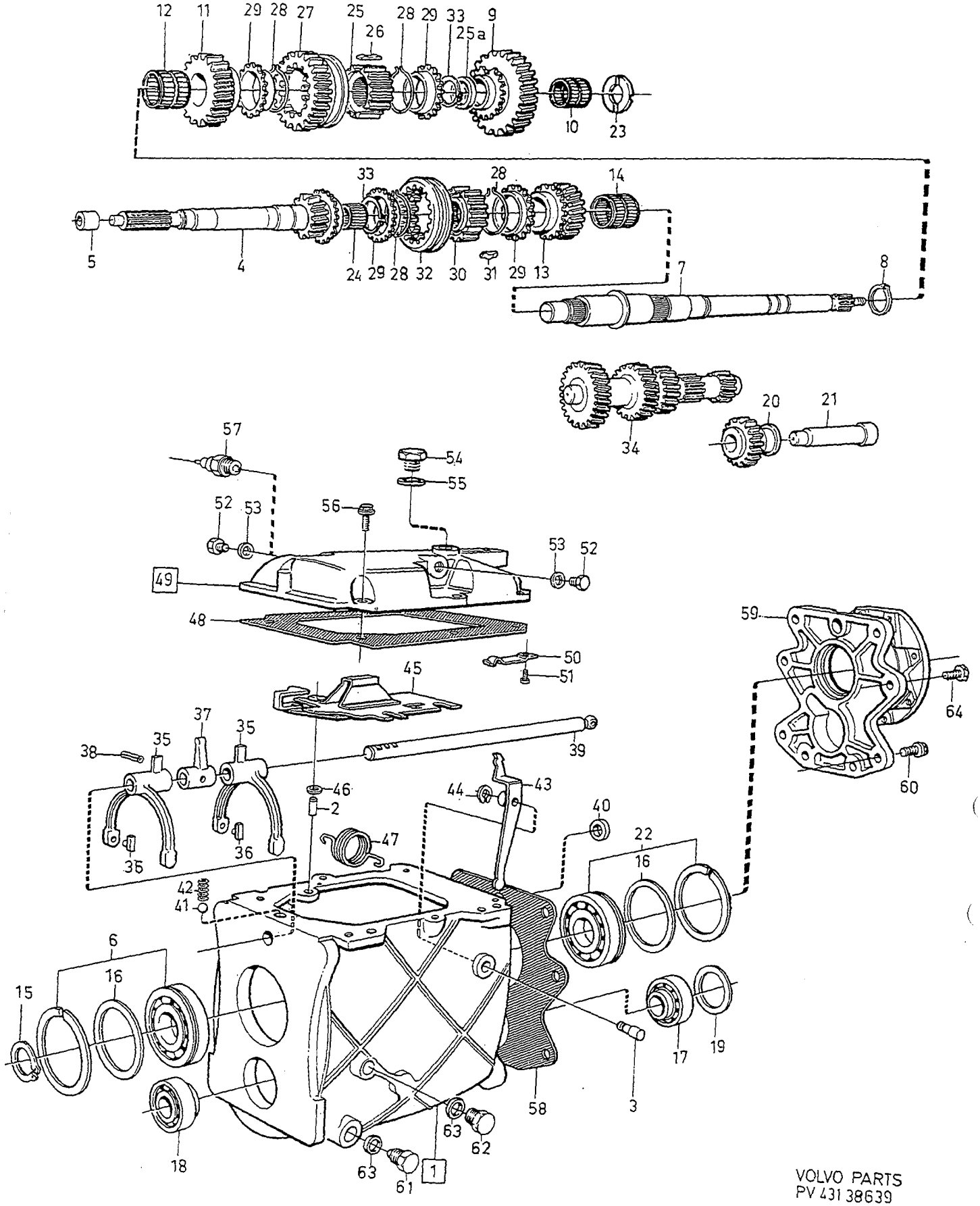

VOLVO PARTS
PV 431 38639

A	1208444
B	1208419
C	1208494
D	1208512
E	

GEARBOX, MANUAL — VÄXELLÅDA, MANUELL

Group / Grupp: 43

Page / Sida: 605

M46

Fig	Part No. / Artikel nr	Quantity / Antal A	B	C	D	E	PS	Description	Benämning	Notes / Anmärkning	SR
	1208444-8	1	-	-	-	-		Gearbox	Växellåda	1)	5
	(1208419)	-	1	-	-	-	SP	Gearbox	Växellåda		
	(1208494)	-	-	1	-	-	SP	Gearbox	Växellåda		
	(1208512)	-	-	-	1	-	SP	Gearbox	Växellåda	1)	5
1	1209491-8	1	1	1	1	-		• Gearbox housing	• Växellådshus		5
2		3	3	3	3	-	NS	•• Locating pin	•• Styrpinne		
3		1	1	1	1	-	NS	•• Pivot pin	•• Lagertapp		
4	1209296-1	1	1	1	1	-		• Input shaft	• Ingående axel		3
5	1232398-6	-	1	1	1	-		• Sleeve	• Hylsa		3
6	183827-5	1	1	1	1	-		• Ball bearing	• Kullager		2
☆	1377098-7	1	-	-	-	-		• Ball bearing with washer	• Kullager med skyddsbricka	ALTER	3
7	1220309-7	1	1	-	-	-		• Main shaft	• Huvudaxel		3
	1340918-0	-	-	1	1	-		• Main shaft	• Huvudaxel		3
8	190684-1	1	1	1	1	-		• Retaining ring	• Spårring		2
9	1340494-2	1	1	1	1	-		• Gear 1st	• Kugghjul 1:AN		2
10	1381565-9	1	1	1	1	-		• Needle bearing	• Nållager	(1232742)	2
11	1232747-4	-	1	1	1	-		• Gear 2nd	• Kugghjul 2:AN		3
	1232747-4	1	-	-	-	-		• Gear 2nd	• Kugghjul 2:AN	NO -APP 100119	3
	1377668-7	1	-	-	-	-		• Gear 2nd	• Kugghjul 2:AN	NO APP 100120-	3
12	1340649-1	1	1	1	1	-		• Needle bearing	• Nållager	(1232743)	2
13	1220838-5	1	1	1	1	-		• Gear 3rd	• Kugghjul 3:AN		3
14	1340649-1	1	1	1	1	-		• Needle bearing	• Nållager	(1232743)	2
15	914462-7	1	1	1	1	-		• Retaining ring	• Spårring		2
16	948008-8	X	X	X	X	-		• Shim	• Justerbleck	THK 0.60 mm	2
	948009-6	X	X	X	X	-		• Shim	• Justerbleck	THK 0.75 mm	2
	948010-4	X	X	X	X	-		• Shim	• Justerbleck	THK 0.90 mm	2
	948011-2	X	X	X	X	-		• Shim	• Justerbleck	THK 1.00 mm	2
17	183834-1	1	1	1	1	-		• Roller bearing	• Rullager		2
18	183834-1	1	1	1	1	-		• Roller bearing	• Rullager		2
19	949048-3	X	X	X	X	-		• Shim	• Justerbleck	THK 0.05 mm	2
	948298-5	X	X	X	X	-		• Shim	• Justerbleck	THK 0.10 mm	2
	948299-3	X	X	X	X	-		• Shim	• Justerbleck	THK 0.15 mm	2
	948300-9	X	X	X	X	-		• Shim	• Justerbleck	THK 0.35 mm	2
	948301-7	X	X	X	X	-		• Shim	• Justerbleck	THK 0.50 mm	2
	948302-5	X	X	X	X	-		• Shim	• Justerbleck	THK 0.70 mm	2
	948303-3	X	X	X	X	-		• Shim	• Justerbleck	THK 1.00 mm	2
20	1232247-5	1	1	1	1	-		• Reverse gear	• Backkugghjul		3
21	1220324-6	1	1	1	1	-		• Shaft	• Axel		3
22	183827-5	1	1	1	1	-		• Ball bearing	• Kullager		2
23	1220333-7	1	1	1	1	-		• Thrust washer	• Tryckbricka		3
24	183829-1	1	1	1	1	-		• Needle bearing	• Nållager		2
25	1220976-3	1	1	1	1	-		• Synchronizing hub	• Synkroniseringsnav	1)	3
25a	1220977-1	1	1	1	1	-		• Washer	• Bricka	1)	2
26	1220326-1	3	3	3	3	-		• Locating key	• Medbringare		2
27	1209876-0	1	1	1	1	-		• Engaging sleeve	• Kopplingshylsa		2
28	1232740-9	4	4	4	4	-		• Spring ring	• Fjäderring		3
29	1232616-1	4	4	4	4	-		• Synchronizing cone	• Synkroniseringskona		2
30	1220350-1	1	1	1	1	-		• Synchronizing hub	• Synkroniseringsnav		2
☆ 31	1220325-3	3	3	3	3	-		• Locating key	• Medbringare	(1232383)	2
32	1232598-1	1	1	1	1	-		• Engaging sleeve	• Kopplingshylsa		3
33	945497-6	2	2	2	2	-		• Retaining ring	• Spårring	ALTER 1	2
☆	3520465-0	2	2	2	2	-		• Retaining ring	• Spårring	(968700) ALTER 2	2
34	*(1340683)*	-	1	1	1	-	SP	• Countershaft	• Mellanaxel	REPL 1 PCS 1377667-9, 1 PCS 1377668-7.	3
	(1340683)	1	-	-	-	-	SP	• Countershaft	• Mellanaxel	NO -APP 100119 REPL 1 PCS 1377667-9, 1 PCS 1377668-7.	3
	1377667-9	1	-	-	-	-		• Countershaft	• Mellanaxel	NO APP 100120-	3

1) Spare part version. / Reservdelsutförande.

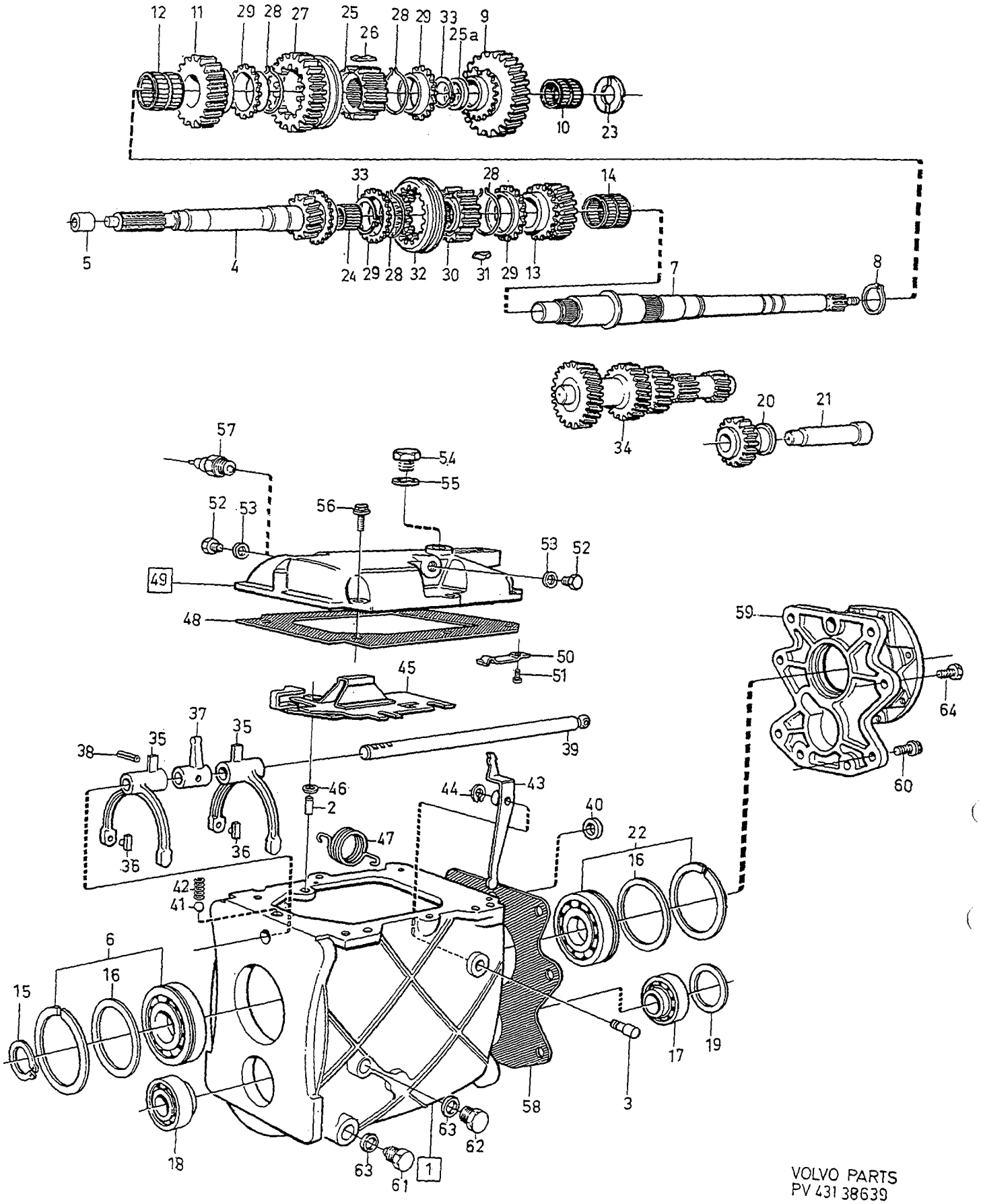

VOLVO PARTS
PV 431 38639

A	1208444
B	1208419
C	1208494
D	1208512
E	

GEARBOX, MANUAL — VÄXELLÅDA, MANUELL

M46

Group / Grupp 43

Page / Sida 607

Fig	Part No. / Artikel nr	Quantity / Antal A	B	C	D	E	PS	Description	Benämning	Notes / Anmärkning	SR
35	1209477-7	2	2	2	2	-		• Selector fork	• Skiftgaffel		3
36	1232119-6	4	4	4	4	-		• Dog	• Glidsko		3
37	1232067-7	1	1	1	1	-		• Selector pin	• Växelpinne		3
38	1232645-0	1	1	1	1	-		• Spring pin	• Rörpinne		2
39	1232096-6	1	1	1	1	-		• Selector shaft	• Skiftaxel		3
40	947705-0	1	1	1	1	-		• Sealing ring	• Tätningsring		2
41	67089-3	1	1	1	1	-		• Ball	• Kula		2
42	1220431-9	1	1	1	1	-		• Spring	• Fjäder		3
43	1232068-5	1	1	1	1	-		• Lever	• Hävarm		3
44	951671-7	1	1	1	1	-		• E-circlip	• Spårryttare		2
45	1232086-7	1	1	1	1	-		• Gear selector gate	• Växelkuliss		3
46	3520218-3	3	3	3	3	-		• Washer	• Bricka		2
47	1232426-5	1	1	1	1	-		• Spring	• Fjäder		3
48	1340988-3	1	1	1	1	-		• Gasket asbestos-free	• Packning asbestfri	(1232063)	2
49	1209310-0	1	1	1	1	-		• Gearbox cover	• Växellådslock		4
		1	1	1	1	-	NS	• • Cover	• • Lock		
50	1232080-0	1	1	1	1	-		• • Leaf spring	• • Bladfjäder		3
51	955126-8	1	1	1	1	-		• • Screw	• • Skruv	1)	2
52	960630-2	2	2	2	2	-		• • Plug	• • Propp		2
53	957178-7	2	2	2	2	-		• • Gasket	• • Packning		2
54	3549308-9	1	1	1	1	-		• • Plug	• • Plugg	(1381504)	2
55	11998-2	1	1	1	1	-		• • Gasket	• • Packning		1
56	945444-8	6	6	1	1	-		• Flange screw	• Flänsskruv		2
57	1324496-7	1	1	1	1	-		• Contact	• Kontakt		2
58	1340990-9	1	1	1	1	-		• Gasket asbestos-free	• Packning asbestfri	(1340926)	2
59	1220945-8	1	1	-	-	-		• Spacer flange	• Mellanfläns	(1220756)	4
	1340308-4	-	-	1	1	-		• Spacer flange	• Mellanfläns		4
60		4	4	4	4	-		• Screw	• Skruv	SEE 43 • 623	
61	1377334-6	1	1	1	1	-		• Magnetic plug	• Magnetpropp	(1209293)	2
62	960632-8	1	1	1	1	-		• Plug	• Plugg		2
63	11998-2	2	2	2	2	-		• Gasket	• Packning		1
64		4	4	4	4	-		Screw	Skruv	SEE 43 • 621	

1) Spare part version. / Reservdelsutförande.

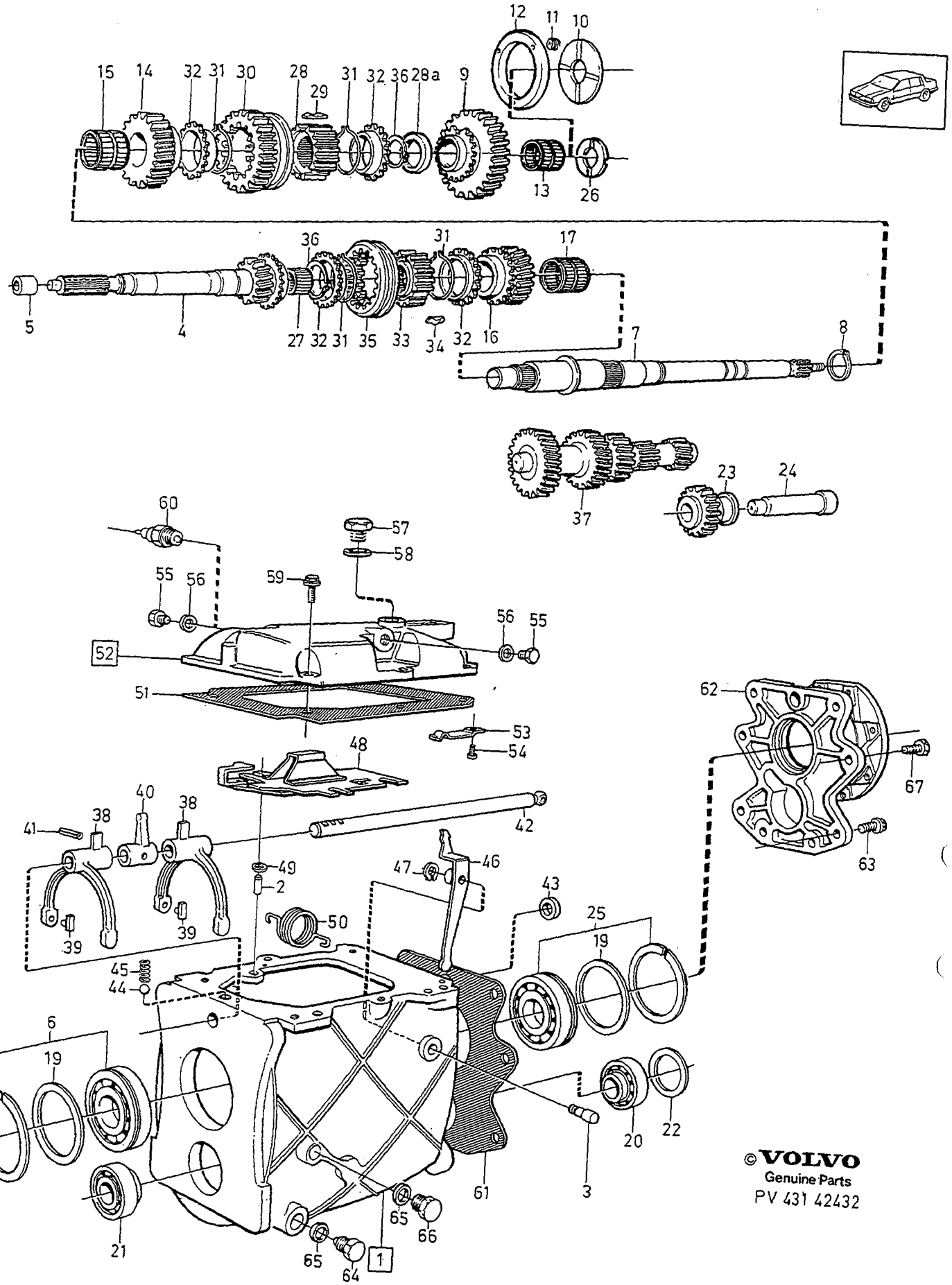

©VOLVO
Genuine Parts
PV 431 42432

A	1208541
B	1208538
C	1208567
D	1208568
E	1208621

GEARBOX, MANUAL — VÄXELLÅDA, MANUELL

M46

Group / Grupp 43

Page / Sida 609

Fig	Part No. / Artikel nr	Quantity / Antal A	B	C	D	E	PS	Description	Benämning	Notes / Anmärkning	SR
	(1208541)	1	-	-	-	-	SP	Gearbox	Växellåda		6
	(1208538)	-	1	-	-	-	SP	Gearbox	Växellåda		6
	1208567-6	-	-	1	-	-		Gearbox	Växellåda	1)	5
	1208568-4	-	-	-	1	-		Gearbox	Växellåda	1)	5
	(1208621)	-	-	-	-	1	SP	Gearbox	Växellåda		6
1	1209491-8	1	1	1	1	1		• Gearbox housing	• Växellådshus		5
2		3	3	3	3	3	NS	•• Locating pin	•• Styrpinne		
3		1	1	1	1	1	NS	•• Pivot pin	•• Lagertapp		
4	1209296-1	1	1	1	1	1		•• Input shaft	•• Ingående axel		3
5	1232398-6	1	-	-	1	1		• Sleeve	• Hylsa		3
6	183827-5	1	1	1	1	1		• Ball bearing	• Kullager		2
7	1340918-0	1	1	1	1	1		• Main shaft	• Huvudaxel		3
8	190684-1	1	1	1	1	1		• Retaining ring	• Spårring		2
9	1340494-2	1	1	1	1	1		• Gear 1st	• Kugghjul 1:AN		2
10	1220849-2	-	1	1	-	-		• Washer	• Bricka		2
11	3502569-1	-	3	3	-	-		• Spring	• Fjäder		2
12	1340757-2	-	1	1	-	-		• Sleeve	• Kona		2
13	1381565-9	1	1	1	1	-		• Needle bearing	• Nållager	-1987 (1232742)	2
	1381565-9	-	-	-	-	1		• Needle bearing	• Nållager	1988-	2
14	1377668-7	1	1	1	1	-		• Gear 2nd	• Kugghjul 2:AN		3
15	1340649-1	1	1	1	1	-		• Needle bearing	• Nållager	(1232743)	2
16	1220838-5	1	1	1	1	1		• Gear 3rd	• Kugghjul 3:AN		3
17	1340649-1	1	1	1	1	-		• Needle bearing	• Nållager	(1232743)	2
18	914462-7	1	1	1	1	1		• Retaining ring	• Spårring		2
19	948008-8	X	X	X	X	X		• Shim	• Justerbleck	THK 0.60 mm	2
	948009-6	X	X	X	X	X		• Shim	• Justerbleck	THK 0.75 mm	2
	948010-4	X	X	X	X	X		• Shim	• Justerbleck	THK 0.90 mm	2
	948011-2	X	X	X	X	X		• Shim	• Justerbleck	THK 1.00 mm	2
20	183834-1	1	1	1	1	1		• Roller bearing	• Rullager		2
21	183834-1	1	1	1	1	1		• Roller bearing	• Rullager		2
22	948298-5	X	X	X	X	X		• Shim	• Justerbleck	THK 0.10 mm	2
	948299-3	X	X	X	X	X		• Shim	• Justerbleck	THK 0.15 mm	2
	948300-9	X	X	X	X	X		• Shim	• Justerbleck	THK 0.35 mm	2
	948301-7	X	X	X	X	X		• Shim	• Justerbleck	THK 0.50 mm	2
	948302-5	X	X	X	X	X		• Shim	• Justerbleck	THK 0.70 mm	2
	948303-3	X	X	X	X	X		• Shim	• Justerbleck	THK 1.00 mm	2
23	1232247-5	1	1	1	1	1		• Reverse gear	• Backkugghjul		3
24	1220324-6	1	1	1	1	1		• Shaft	• Axel		3
25	183827-5	1	1	1	1	1		• Ball bearing	• Kullager		2
26	1220333-7	1	-	-	1	1		• Thrust washer	• Tryckbricka		3
27	183829-1	1	1	1	1	1		• Needle bearing	• Nållager		2
28	1220976-3	1	1	1	1	1		• Synchronizing hub	• Synkroniseringsnav	1)	3
28a	1220977-1	1	1	1	1	1		• Washer	• Bricka	1)	2
29	1220326-1	1	1	1	1	1		• Locating key	• Medbringare		2
30	1209876-0	1	1	1	1	1		• Engaging sleeve	• Kopplingshylsa		2
31	1232740-9	4	4	4	4	4		• Spring ring	• Fjäderring		3
32	1232616-1	4	4	4	4	4		• Synchronizing cone	• Synkroniseringskona		2
33	1220350-1	1	1	1	1	1		• Synchronizing hub	• Synkroniseringsnav		2
☆ 34	1220325-3	3	3	3	3	3		• Locating key	• Medbringare	(1232383)	2
35	1232598-1	1	1	1	1	1		• Engaging sleeve	• Kopplingshylsa		3
☆ 36	3520465-0	2	2	2	2	2		• Retaining ring	• Spårring	(968700)	2
37	1377667-9	1	1	1	1	1		• Countershaft	• Mellanaxel		3
38	1209477-7	2	2	2	2	2		• Selector fork	• Skiftgaffel		3
39	1232119-6	4	4	4	4	4		• Dog	• Glidsko		3
40	1232067-7	1	1	1	1	1		• Selector pin	• Växelpinne		3
41	1232645-0	1	1	1	1	1		• Spring pin	• Rörpinne		2
42	1232096-6	1	1	1	1	1		• Selector shaft	• Skiftaxel		3
43	947705-0	1	1	1	1	1		• Sealing ring	• Tätningsring		2
44	67089-3	1	1	1	1	1		• Ball	• Kula		2

1) Spare part version. / Reservdelsutförande.

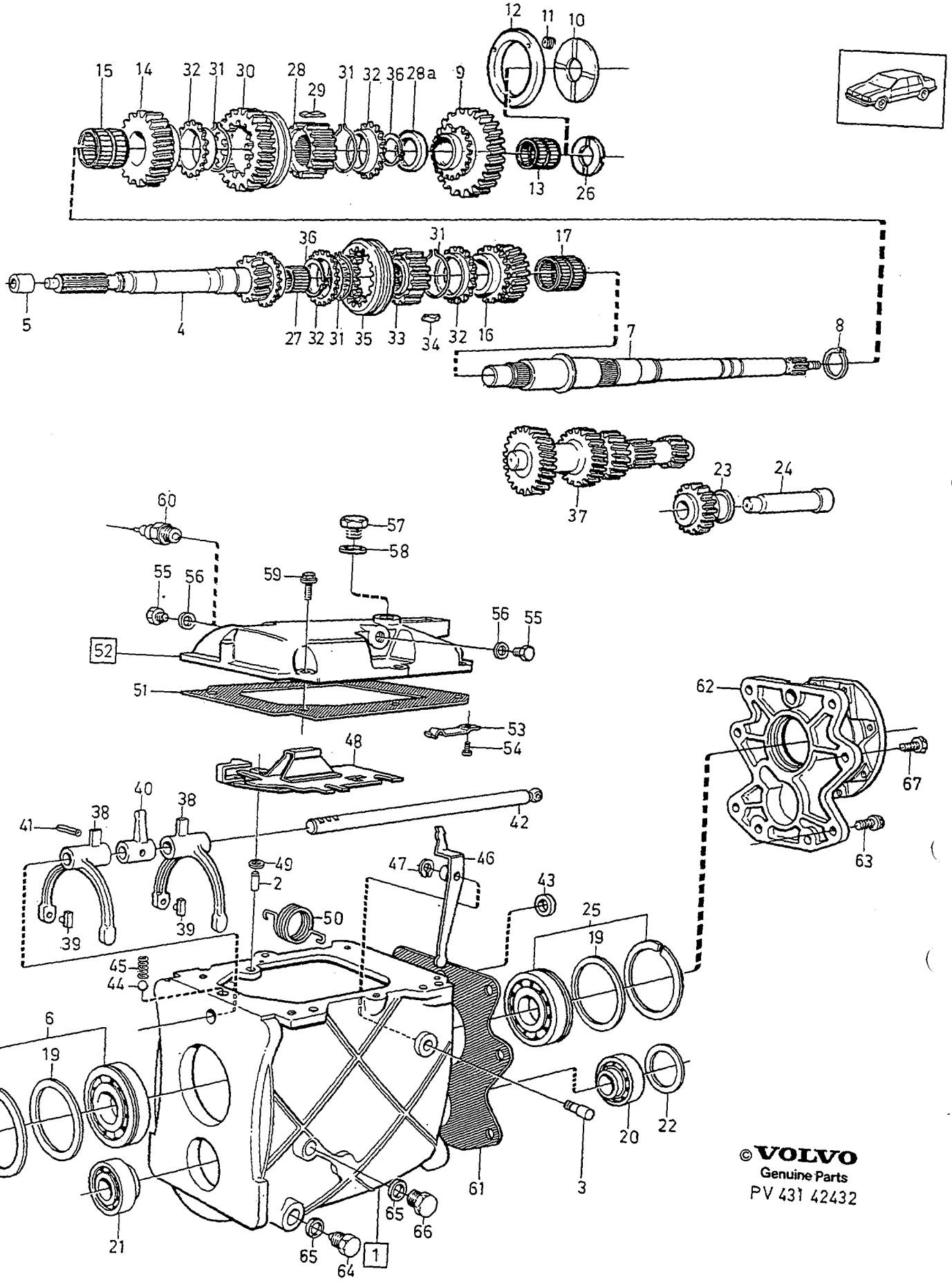

© VOLVO
Genuine Parts
PV 431 42432

A	1208541
B	1208538
C	1208567
D	1208568
E	1208621

GEARBOX, MANUAL — VÄXELLÅDA, MANUELL

M46

Group / Grupp 43

Page / Sida 611

Fig	Part No. / Artikel nr	Quantity / Antal A	B	C	D	E	PS	Description	Benämning	Notes / Anmärkning	SR
45	1220431-9	1	1	1	1	1		• Spring	• Fjäder		3
46	1232068-5	1	1	1	1	1		• Lever	• Hävarm		3
47	951671-7	1	1	1	1	1		• E-circlip	• Spårryttare		2
48	1232086-7	1	1	1	1	1		• Gear selector gate	• Växelkuliss		3
49	3520218-3	3	3	3	3	3		• Washer	• Bricka		2
50	1232426-5	1	1	1	1	1		• Spring	• Fjäder		3
51	1340988-3	1	1	1	1	1		• Gasket asbestos-free	• Packning asbestfri		2
52	1209310-0	1	1	1	1	1		• Gearbox cover	• Växellådslock		4
		1	1	1	1	1	NS	• • Cover	• • Lock		
53	1232080-0	1	1	1	1	1		• • Leaf spring	• • Bladfjäder		3
54	955126-8	1	1	1	1	1		• • Screw	• • Skruv		2
55	960630-2	2	2	2	2	2		• • Plug	• • Propp		2
56	957178-7	2	2	2	2	2		• • Gasket	• • Packning		2
57	3549308-9	1	1	1	1	1		• • Plug	• • Plugg	(1381504)	2
58	11998-2	1	1	1	1	1		• • Gasket	• • Packning		1
59	945444-8	6	6	6	6	6		• Flange screw	• Flänsskruv		2
60	1324496-7	1	1	1	1	1		• Contact	• Kontakt		2
61	1340990-9	1	1	1	1	1		• Gasket asbestos-free	• Packning asbestfri		2
62	1340308-4	1	1	1	1	1		• Spacer flange	• Mellanfläns		4
63		2	4	4	2	2		• Screw	• Skruv	SEE 43 • 623	
64	1377334-6	1	1	1	1	1		• Magnetic plug	• Magnetpropp		2
65	11998-2	2	2	2	2	2		• Gasket	• Packning		1
66	3549308-9	1	1	1	1	1		• Plug	• Plugg	(1381504)	2
67		4	4	4	4	4		Screw	Skruv	SEE 43 • 621	

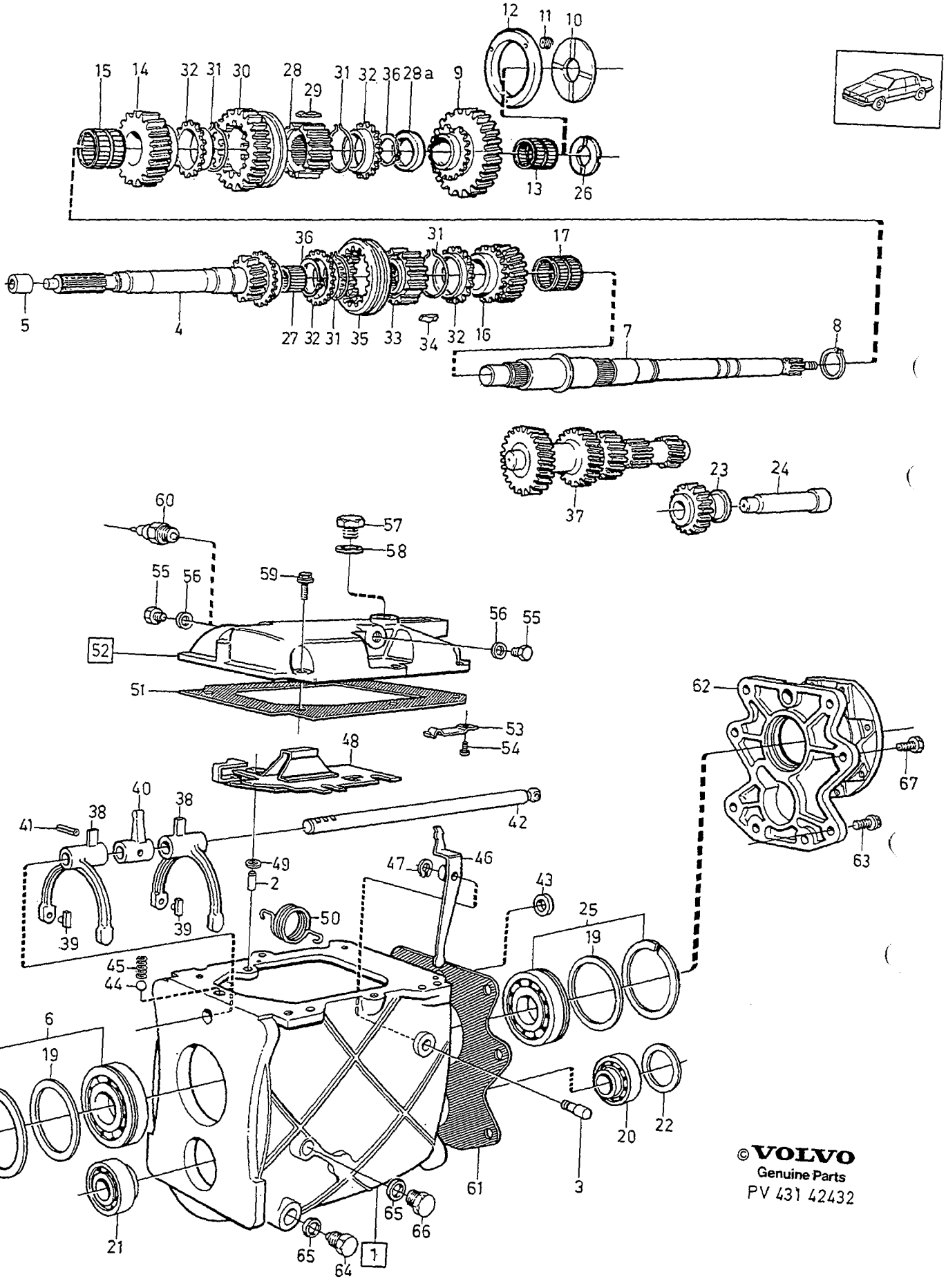

©VOLVO
Genuine Parts
PV 431 42432

A	1208688, 1208704
B	
C	
D	
E	

GEARBOX, MANUAL — VÄXELLÅDA, MANUELL

Group / Grupp: 43

Page / Sida: 613

M46

Fig	Part No. / Artikel nr	Quantity / Antal A	B	C	D	E	PS	Description	Benämning	Notes / Anmärkning	SR
1	*(1208688)*	1	-	-	-	-	SP	Gearbox	Växellåda		8
	(1208704)	1	-	-	-	-	SP	Gearbox	Växellåda	1)	6
☆	3549481-4	1	-	-	-	-		•Gearbox housing	•Växellådshus	(3520664)	5
2		3	-	-	-	-	NS	••Locating pin	••Styrpinne		
3		1	-	-	-	-	NS	••Pivot pin	••Lagertapp		
4	1209296-1	1	-	-	-	-		••Input shaft	••Ingående axel		3
5		1	-	-	-	-	NS	•Sleeve	•Hylsa		
6	183827-5	1	-	-	-	-		•Ball bearing	•Kullager		2
7	1340918-0	1	-	-	-	-		•Main shaft	•Huvudaxel		3
8	190684-1	1	-	-	-	-		•Retaining ring	•Spårring		2
	6814503-6	1	-	-	-	-		•Gear 1st	•Kugghjul 1:AN		2
10	1220849-2	1	-	-	-	-		•Washer	•Bricka		2
11	3502569-1	3	-	-	-	-		•Spring	•Fjäder		2
12	1340757-2	1	-	-	-	-		•Sleeve	•Kona		2
13	1381565-9	1	-	-	-	-		•Needle bearing 1st	•Nållager 1:AN		2
14	1377668-7	1	-	-	-	-		•Gear 2nd	•Kugghjul 2:AN		3
15	1340649-1	1	-	-	-	-		•Needle bearing 2nd	•Nållager 2:AN		2
16	1220838-5	1	-	-	-	-		•Gear 3rd	•Kugghjul 3:AN		3
17	1340649-1	1	-	-	-	-		•Needle bearing 3rd	•Nållager 3:AN		2
18	914462-7	1	-	-	-	-		•Retaining ring	•Spårring		2
19	948008-8	X	-	-	-	-		•Shim	•Justerbleck	THK 0.60 mm	2
	948009-6	X	-	-	-	-		•Shim	•Justerbleck	THK 0.75 mm	2
	948010-4	X	-	-	-	-		•Shim	•Justerbleck	THK 0.90 mm	2
	948011-2	X	-	-	-	-		•Shim	•Justerbleck	THK 1.00 mm	2
20	183834-1	1	-	-	-	-		•Roller bearing	•Rullager		2
21	183834-1	1	-	-	-	-		•Roller bearing	•Rullager		2
22	948298-5	X	-	-	-	-		•Shim	•Justerbleck	THK 0.10 mm	2
	948299-3	X	-	-	-	-		•Shim	•Justerbleck	THK 0.15 mm	2
	948300-9	X	-	-	-	-		•Shim	•Justerbleck	THK 0.35 mm	2
	948301-7	X	-	-	-	-		•Shim	•Justerbleck	THK 0.50 mm	2
	948302-5	X	-	-	-	-		•Shim	•Justerbleck	THK 0.70 mm	2
	948303-3	X	-	-	-	-		•Shim	•Justerbleck	THK 1.00 mm	2
23	1232247-5	1	-	-	-	-		•Reverse gear	•Backkugghjul		3
24	1220324-6	1	-	-	-	-		•Shaft	•Axel		3
25	183827-5	1	-	-	-	-		•Ball bearing	•Kullager		2
26		1	-	-	-	-	NS	•Thrust washer	•Tryckbricka		
27	183829-1	1	-	-	-	-		•Needle bearing	•Nållager		2
28	1220976-3	1	-	-	-	-		•Synchronizing hub	•Synkroniseringsnav	1)	3
28a	1220977-1	1	-	-	-	-		•Washer	•Bricka	1)	2
29	1220326-1	3	-	-	-	-		•Locating key	•Medbringare		2
30	1209876-0	1	-	-	-	-		•Engaging sleeve	•Kopplingshylsa		2
31	1232740-9	4	-	-	-	-		•Spring ring	•Fjäderring		3
32	1232616-1	4	-	-	-	-		•Synchronizing cone	•Synkroniseringskona		2
33	1220350-1	1	-	-	-	-		•Synchronizing hub	•Synkroniseringsnav		2
☆ 34	1220325-3	3	-	-	-	-		•Locating key	•Medbringare	(1232383)	2
35	1232598-1	1	-	-	-	-		•Engaging sleeve	•Kopplingshylsa		3
☆ 36	3520465-0	2	-	-	-	-		•Retaining ring	•Spårring	(968700)	2
37	6814504-4	1	-	-	-	-		•Countershaft	•Mellanaxel		3
38	1209477-7	2	-	-	-	-		•Selector fork	•Skiftgaffel		3
39	1232119-6	4	-	-	-	-		•Dog	•Glidsko		3
40	1232067-7	1	-	-	-	-		•Selector pin	•Växelpinne		3
41	1232645-0	1	-	-	-	-		•Spring pin	•Rörpinne		2
42	1232096-6	1	-	-	-	-		•Selector shaft	•Skiftaxel		3
43	947705-0	1	-	-	-	-		•Sealing ring	•Tätningsring		2
44	67089-3	1	-	-	-	-		•Ball	•Kula		2
45	1220431-9	1	-	-	-	-		•Spring	•Fjäder		3
46	1232068-5	1	-	-	-	-		•Lever	•Hävarm		3
47	951671-7	1	-	-	-	-		•E-circlip	•Spårryttare		2
48	1232086-7	1	-	-	-	-		•Gear selector gate	•Växelkuliss		3
49	3520218-3	3	-	-	-	-		•Washer	•Bricka		2

1) Spare part version. / Reservdelsutförande.

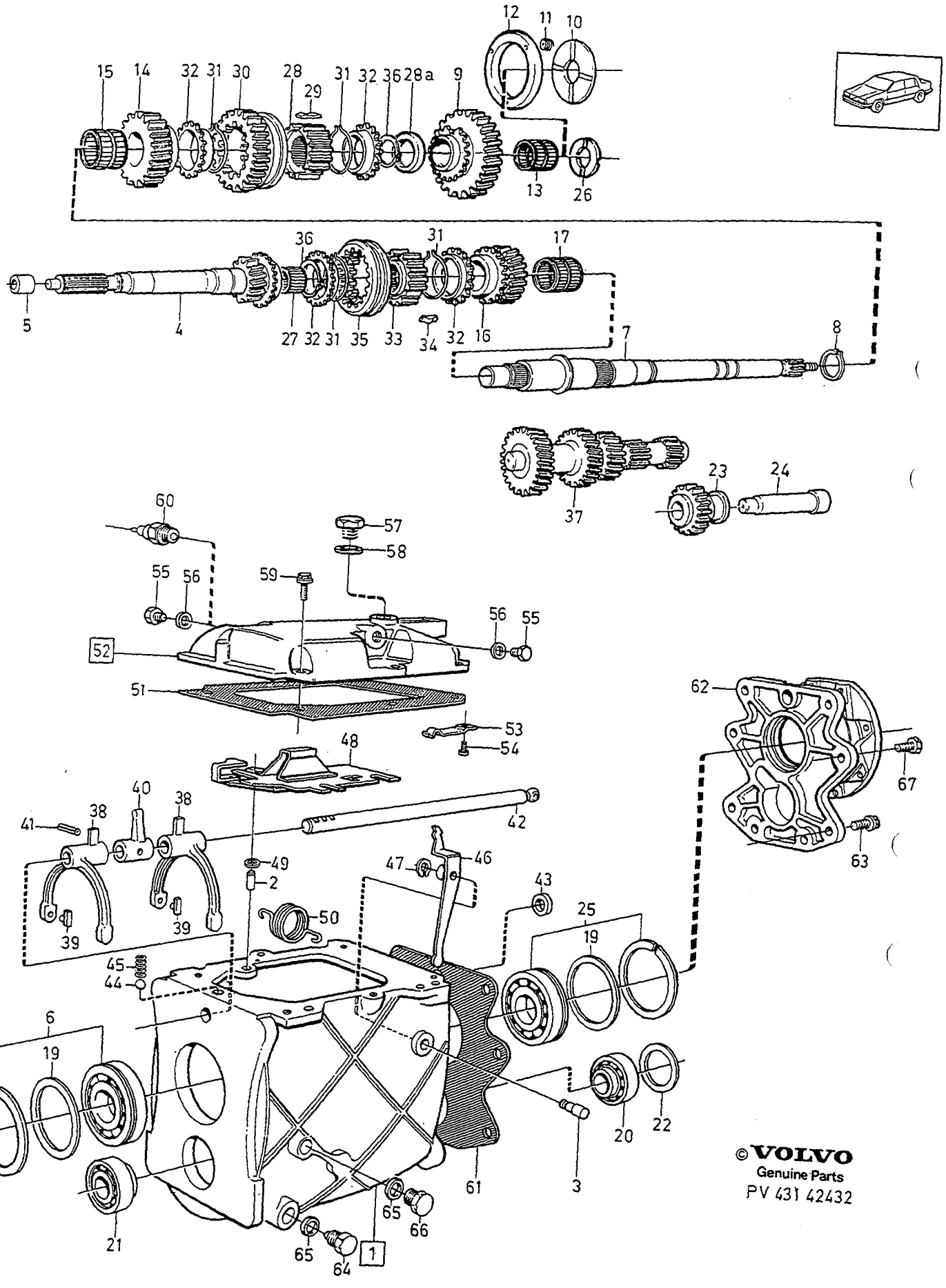

© VOLVO
Genuine Parts
PV 431 42432

A	1208688, 1208704
B	
C	
D	
E	

GEARBOX, MANUAL — VÄXELLÅDA, MANUELL

M46

Group / Grupp 43

Page / Sida 615

Fig	Part No. / Artikel nr	Quantity / Antal A	B	C	D	E	P S	Description	Benämning	Notes / Anmärkning	S R
50	1232426-5	1	-	-	-	-		• Spring	• Fjäder		3
51	1340988-3	1	-	-	-	-		• Gasket	• Packning		2
52	1209310-0	1	-	-	-	-		• Gearbox cover	• Växellådslock		4
		1	-	-	-	-	NS	• • Cover	• • Lock		
53	1232080-0	1	-	-	-	-		• • Leaf spring	• • Bladfjäder		3
54	955126-8	1	-	-	-	-		• • Screw	• • Skruv		2
55	960630-2	2	-	-	-	-		• • Plug	• • Propp		2
56	957178-7	2	-	-	-	-		• • Gasket	• • Packning		2
57	3549308-9	1	-	-	-	-		• • Plug	• • Plugg	(1381504)	2
58	11998-2	1	-	-	-	-		• Gasket	• Packning		1
59	945444-8	6	-	-	-	-		• Flange screw	• Flänsskruv		2
60	1324496-7	1	-	-	-	-		• Contact	• Kontakt		2
61	1340990-9	1	-	-	-	-		• Gasket	• Packning		2
62	1340308-4	1	-	-	-	-		• Spacer flange	• Mellanfläns		4
63	965185-2	2	-	-	-	-		• Flange screw	• Flänsskruv	M10x40 mm	2
	970951-0	2	-	-	-	-		• Screw	• Skruv	M10x45 mm	2
64	1377334-6	1	-	-	-	-		• Magnetic plug	• Magnetpropp		2
65	11998-2	2	-	-	-	-		• Gasket	• Packning		1
66	3549308-9	1	-	-	-	-		• Plug	• Plugg	(1381504)	2
67		4	-	-	-	-		• Screw	• Skruv	SEE 43 • 621	

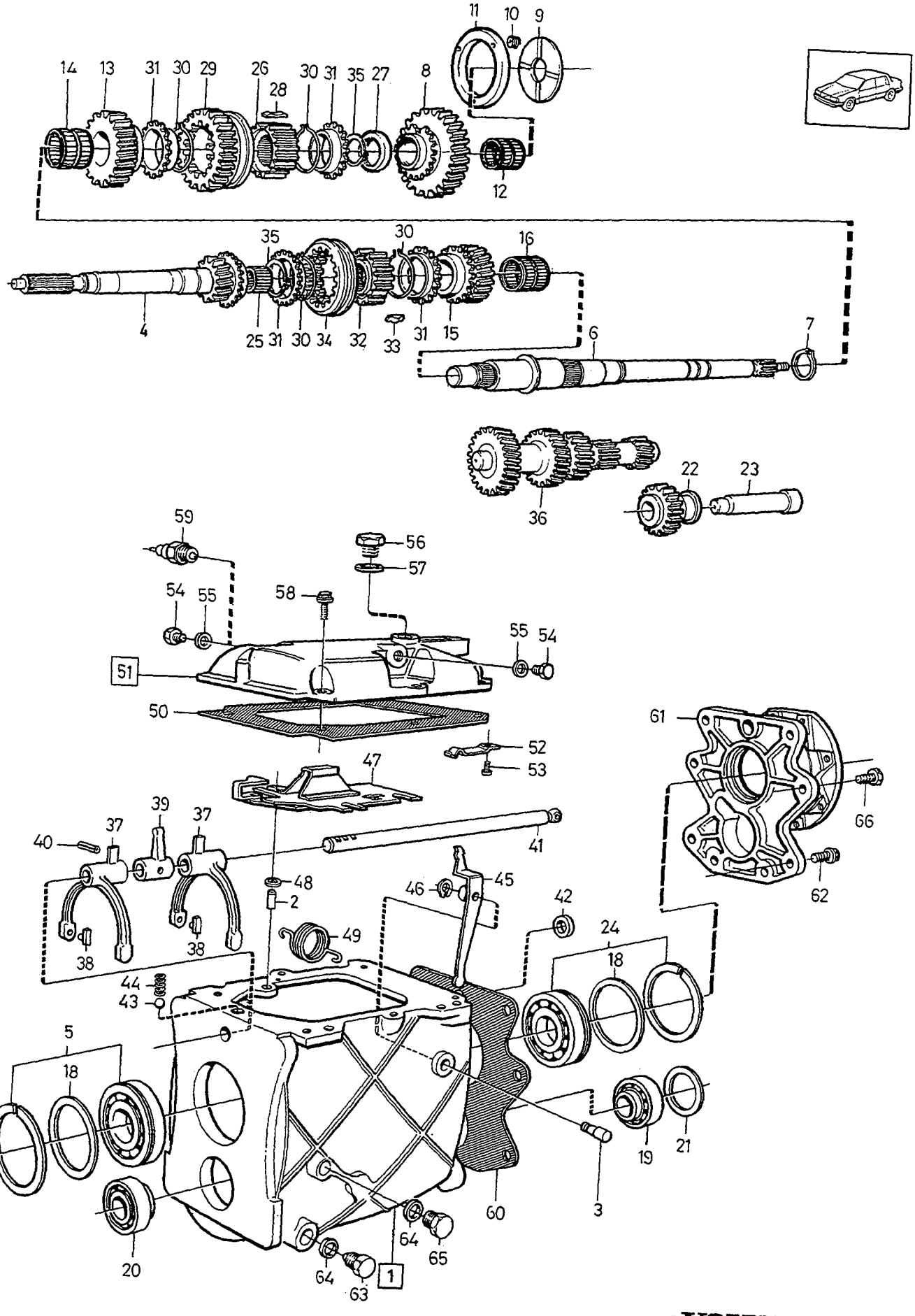

©VOLVO
Genuine Parts
PV430 43157
(104:3)

A
B
C
D
E

GEARBOX VÄXELLÅDA

Group Grupp 43

Page Sida 617

M46

	Fig	Part No. Artikel nr	Quantity / Antal A	B	C	D	E	PS	Description	Benämning	Notes Anmärkning	SR
☆		1208734-2	1	-	-	-	-		Gearbox	Växellåda	1)	5
☆	1	3549481-4	1	-	-	-	-		• Gearbox housing	• Växellådshus		5
	2		3	-	-	-	-	NS	•• Locating pin	•• Styrpinne		
	3		1	-	-	-	-	NS	•• Pivot pin	•• Lagertapp		
	4	1209296-1	1	-	-	-	-		•• Input shaft	•• Ingående axel		3
	5	183827-5	1	-	-	-	-		• Ball bearing	• Kullager		2
☆		1377098-7	1	-	-	-	-		• Ball bearing with washer	• Kullager med skyddsbricka	ALTER	3
	6	1340918-0	1	-	-	-	-		• Main shaft	• Huvudaxel		3
	7	190684-1	1	-	-	-	-		• Retaining ring	• Spårring		2
	8	6814503-6	1	-	-	-	-		• Gear	• Kugghjul		2
	9	1220849-2	1	-	-	-	-		• Washer	• Bricka		2
	10	3502569-1	3	-	-	-	-		• Spring	• Fjäder		2
	11	1340757-2	1	-	-	-	-		• Sleeve	• Kona		2
	12	1381565-9	1	-	-	-	-		• Needle bearing	• Nållager		2
	13	1377668-7	1	-	-	-	-		• Gear 2nd	• Kugghjul 2:AN		3
	14	1340649-1	1	-	-	-	-		• Needle bearing	• Nållager		2
	15	1220838-5	1	-	-	-	-		• Gear 3rd	• Kugghjul 3:AN		3
	16	1340649-1	1	-	-	-	-		• Needle bearing	• Nållager		2
	17	914462-7	1	-	-	-	-		• Retaining ring	• Spårring		2
	18	948008-8	X	-	-	-	-		• Shim	• Justerbleck	THK 0.60 mm	2
		948009-6	X	-	-	-	-		• Shim	• Justerbleck	THK 0.75 mm	2
		948010-4	X	-	-	-	-		• Shim	• Justerbleck	THK 0.90 mm	2
		948011-2	X	-	-	-	-		• Shim	• Justerbleck	THK 1.00 mm	2
	19	183834-1	1	-	-	-	-		• Roller bearing	• Rullager		2
	20	183834-1	1	-	-	-	-		• Roller bearing	• Rullager		2
	21	948298-5	X	-	-	-	-		• Shim	• Justerbleck	THK 0.10 mm	2
		948299-3	X	-	-	-	-		• Shim	• Justerbleck	THK 0.15 mm	2
		948300-9	X	-	-	-	-		• Shim	• Justerbleck	THK 0.35 mm	2
		948301-7	X	-	-	-	-		• Shim	• Justerbleck	THK 0.50 mm	2
		948302-5	X	-	-	-	-		• Shim	• Justerbleck	THK 0.70 mm	2
		948303-3	X	-	-	-	-		• Shim	• Justerbleck	THK 1.00 mm	2
	22	1232247-5	1	-	-	-	-		• Reverse gear	• Backkugghjul		3
	23	1220324-6	1	-	-	-	-		• Shaft	• Axel		3
	24	183827-5	1	-	-	-	-		• Ball bearing	• Kullager		2
	25	183829-1	1	-	-	-	-		• Needle bearing	• Nållager		2
	26	1220976-3	1	-	-	-	-		• Synchronizing hub	• Synkroniseringsnav	1)	3
	27	1220977-1	1	-	-	-	-		• Washer	• Bricka	1)	2
	28	1220326-1	3	-	-	-	-		• Locating key	• Medbringare		2
	29	1209876-0	1	-	-	-	-		• Engaging sleeve	• Kopplingshylsa		2
	30	1232740-9	4	-	-	-	-		• Spring ring	• Fjäderring		3
	31	1232616-1	4	-	-	-	-		• Synchronizing cone	• Synkroniseringskona		2
	32	1220350-1	1	-	-	-	-		• Synchronizing hub	• Synkroniseringsnav		2
☆	33	1220325-3	3	-	-	-	-		• Locating key	• Medbringare		2
	34	1232598-1	1	-	-	-	-		• Engaging sleeve	• Kopplingshylsa		3
☆	35	3520465-0	2	-	-	-	-		• Retaining ring	• Spårring		2
	36	6814504-4	1	-	-	-	-		• Countershaft	• Mellanaxel		3
	37	1209477-7	2	-	-	-	-		• Selector fork	• Skiftgaffel		3
	38	1232119-6	4	-	-	-	-		• Dog	• Glidsko		3
	39	1232067-7	1	-	-	-	-		• Selector pin	• Växelpinne		3
	40	1232645-0	1	-	-	-	-		• Spring pin	• Rörpinne		2
	41	1232096-6	1	-	-	-	-		• Selector shaft	• Skiftaxel		3
	42	947705-0	1	-	-	-	-		• Sealing ring	• Tätningsring		2
	43	67089-3	1	-	-	-	-		• Ball	• Kula		2
	44	1220431-9	1	-	-	-	-		• Spring	• Fjäder		3
	45	1232068-5	1	-	-	-	-		• Lever	• Hävarm		3
	46	951671-7	1	-	-	-	-		• E-circlip	• Spårryttare		2
	47	1232086-7	1	-	-	-	-		• Gear selector gate	• Växelkuliss		3
	48	3520218-3	3	-	-	-	-		• Washer	• Bricka		2
	49	1232426-5	1	-	-	-	-		• Spring	• Fjäder		3
	50	1340988-3	1	-	-	-	-		• Gasket asbestos-free	• Packning asbestfri		2

1) Spare part version. / Reservdelsutförande.

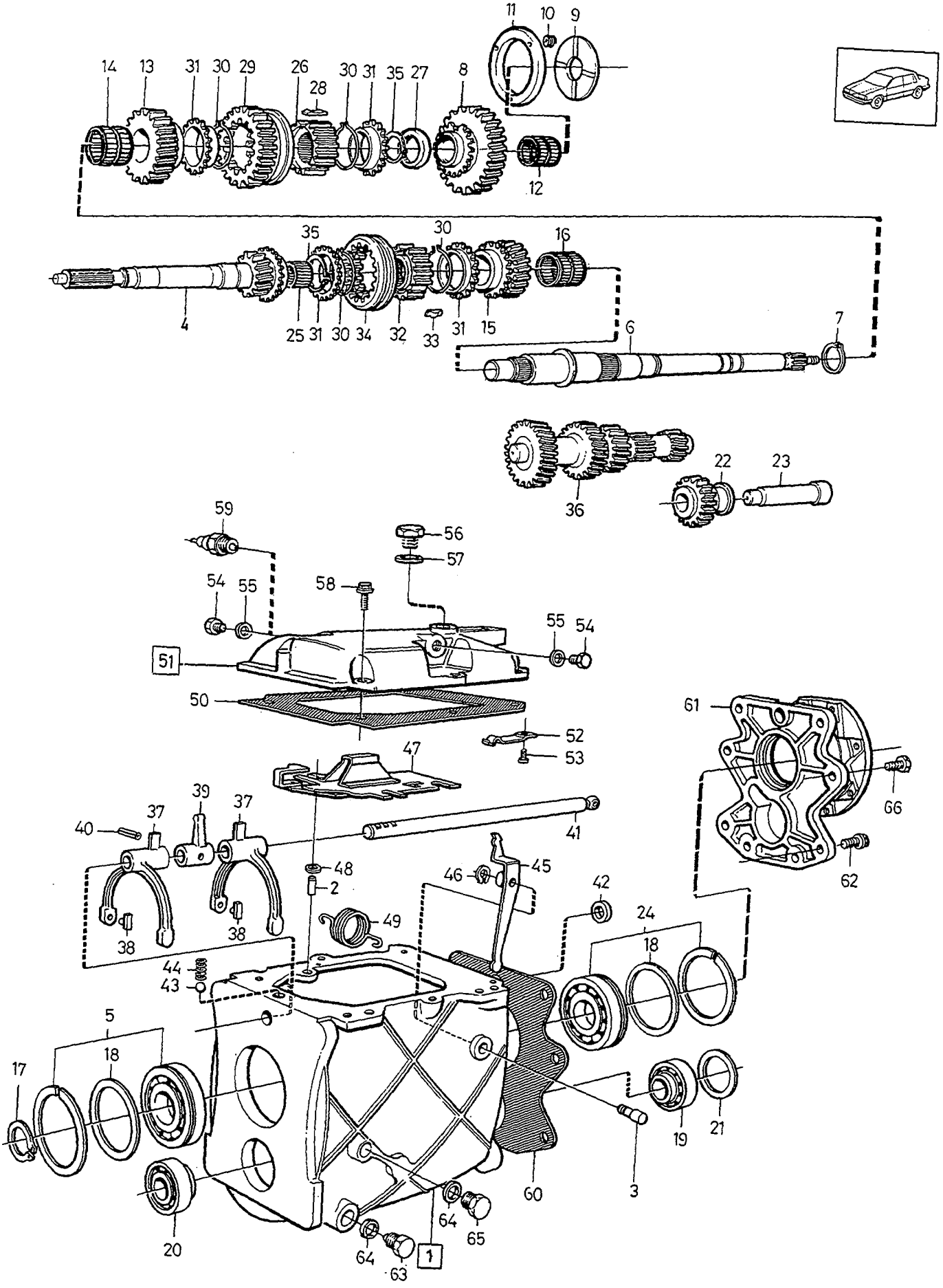

© VOLVO
Genuine Parts
PV~~430~~ 43157
(~~104:3~~)

A
B
C
D
E

GEARBOX VÄXELLÅDA

Group / Grupp 43

Page / Sida 619

M46

Fig	Part No. Artikel nr	Quantity / Antal A	B	C	D	E	PS	Description	Benämning	Notes Anmärkning	SR
51	1209310-0	1	-	-	-	-		•Gearbox cover	•Växellådslock		4
		1	-	-	-	-	NS	••Cover	••Lock		
52	1232080-0	1	-	-	-	-		••Leaf spring	••Bladfjäder		3
53	955126-8	1	-	-	-	-		••Screw	••Skruv		2
54	960630-2	2	-	-	-	-		••Plug	••Propp		2
55	957178-7	2	-	-	-	-		••Gasket	••Packning		2
56	3549308-9	1	-	-	-	-		••Plug	••Plugg	(1381504)	2
57	11998-2	1	-	-	-	-		••Gasket	••Packning		1
58	945444-8	6	-	-	-	-		•Flange screw	•Flänsskruv		2
59	1324496-7	1	-	-	-	-		•Contact	•Kontakt		2
60	1340990-9	1	-	-	-	-		•Gasket asbestos-free	•Packning asbestfri		2
61	1340308-4	1	-	-	-	-		•Spacer flange	•Mellanfläns		4
62		4	-	-	-	-		•Screw	•Skruv	SEE 43•623	
63	1377334-6	1	-	-	-	-		•Magnetic plug	•Magnetpropp		2
64	11998-2	2	-	-	-	-		•Gasket	•Packning		1
65	3549308-9	1	-	-	-	-		•Plug	•Plugg		2
66		4	-	-	-	-		Screw	Skruv	SEE 43•621	

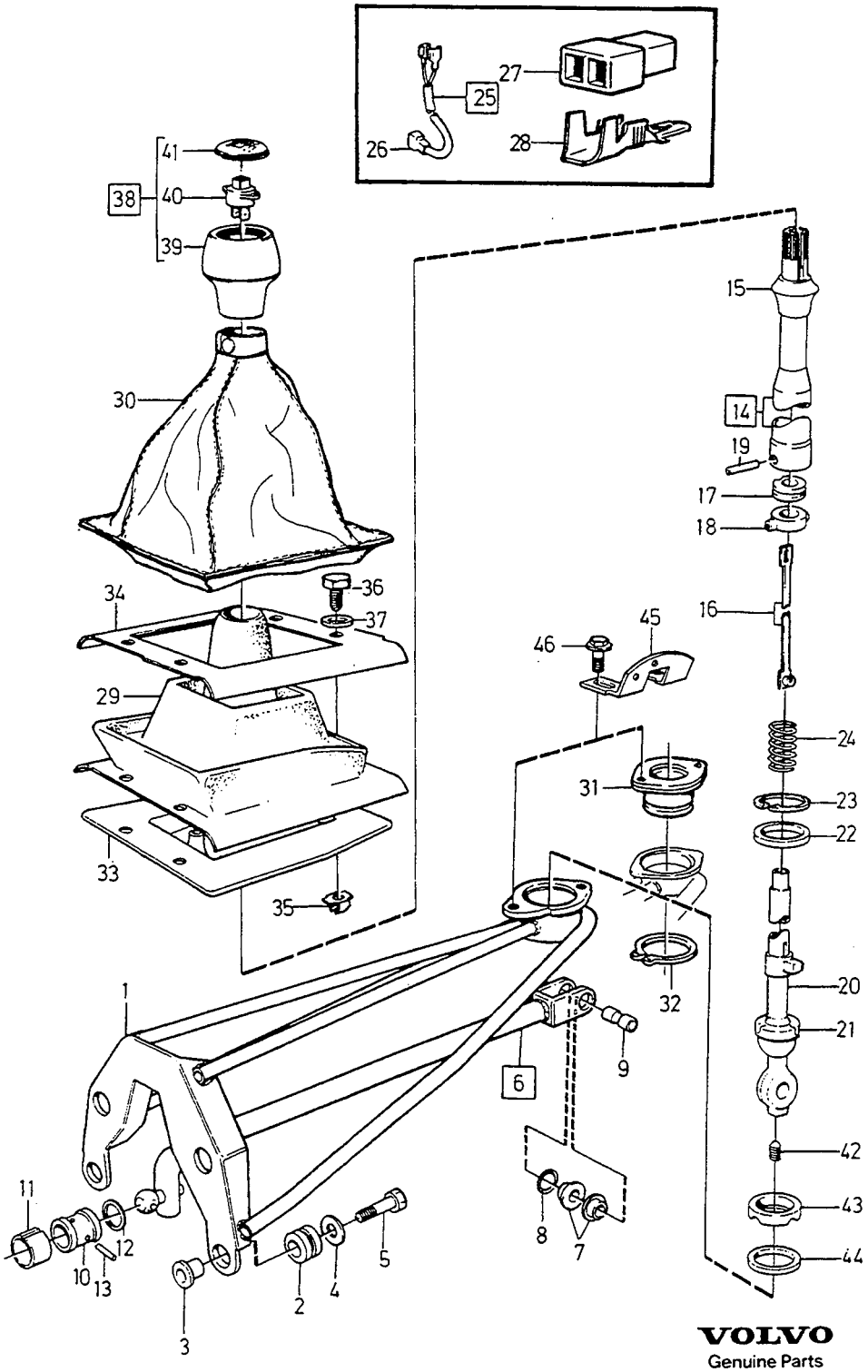

VOLVO
Genuine Parts
PV 430 53486

A
B
C
D
E

GEARSHIFT — VÄXELREGLAGE

Group / Grupp 43

Page / Sida 621

M46

Fig	Part No. Artikel nr	Quantity / Antal A	B	C	D	E	PS	Description	Benämning	Notes Anmärkning	SR
1	*(6814160)*	1	-	-	-	-	SP	Bracket	Konsol	(1340859), D24TIC REPL 1PCS 3520458-5, 1PCS 3520416-3.	4
	(6814163)	1	-	-	-	-	SP	Bracket	Konsol	B200ET REPL 1PCS 3520457-7, 1PCS 3520416-3.	4
2	1232165-9	2	-	-	-	-		Rubber bushing light grey	Gummibussning ljusgrå		2
	1232377-0	2	-	-	-	-		Rubber bushing grey	Gummibussning grå		2
3	1232175-8	4	-	-	-	-		Sleeve	Hylsa		3
4	948823-0	4	-	-	-	-		Washer	Bricka		2
5	970953-6	4	-	-	-	-		Screw	Skruv	(955323)	2
6	1340873-7	1	-	-	-	-		Gear selector	Växelförare	D24TIC	3
	1340869-5	1	-	-	-	-		Gear selector	Växelförare	B200ET	3
7	1209638-4	2	-	-	-	-		•Bushing	•Bussning		2
8	1232595-7	1	-	-	-	-		•O-ring	•O-ring		2
9	1232457-0	1	-	-	-	-		Spindle	Axeltapp		3
10	381526-3	1	-	-	-	-		Gear selector joint	Växelförarknut		3
11	381527-1	1	-	-	-	-		Retaining sleeve	Säkringsmuff		3
12	947113-7	1	-	-	-	-		O-ring	O-ring		2
13	381528-9	2	-	-	-	-		Pin	Pinne		3
14	6843078-4	1	-	-	-	-		Gear lever complete	Växelspak komplett	(3520572)	4
15	1220943-3	1	-	-	-	-		•Knob back-up detente	•Knopp backspärr		2
16	1220894-8	1	-	-	-	-		•Pull rod	•Dragstång		3
17	1381967-7	1	-	-	-	-		•Grommet upper	•Genomföring övre		2
18	1381966-9	1	-	-	-	-		•Grommet lower	•Genomföring undre		2
19	966810-4	1	-	-	-	-		•Spring pin	•Rörpinne		2
20	1209674-9	1	-	-	-	-		•Block-up sleeve	•Spärrhylsa		3
21	1232173-3	1	-	-	-	-		•Ball socket upper	•Kulskål övre		3
22	3520197-9	1	-	-	-	-		•Rubber damper upper	•Gummidämpare övre		3
23	949595-3	1	-	-	-	-		•Retaining ring	•Spårring		2
24	3286433-2	1	-	-	-	-		•Spring	•Fjäder		3
25	1347846-6	1	-	-	-	-		•Cable harness	•Ledningsmatta		5
26	948297-7	1	-	-	-	-		••Pin housing	••Stiftisolator		3
27	1212856-7	1	-	-	-	-		•Tab housing	•Stiftisolator		2
28	949490-7	2	-	-	-	-		•Cable terminal	•Ledningssko		1
29	1365841-4	1	-	-	-	-		Rubber bellows	Gummibälg		3
30	1322561-0	1	-	-	-	-		Gaiter black leather	Damask svart läder		5
31	3520416-3	1	-	-	-	-		Sleeve	Hylsa	(1340826)	4
32	941844-3	1	-	-	-	-		Retaining ring	Spårring		2
33	1365840-6	1	-	-	-	-		Seal	Tätning		5
34	1365842-2	1	-	-	-	-		Rim	Sarg		4
35	946947-9	4	-	-	-	-		Cage nut	Korgmutter		2
36	949335-4	4	-	-	-	-		Screw	Skruv		2
37	960140-2	4	-	-	-	-		Washer	Bricka	(960139)	2
38		1	-	-	-	-	NS	Gear lever knob	Växelspaksknopp		
39	3520179-7	1	-	-	-	-		•Gear lever knob	•Växelspaksknopp		2
		1	-	-	-	-	NS	••Insert	••Insats		
40	1362693-2	1	-	-	-	-		•Switch Overdrive	•Strömställare Överväxel	(1258505)	2
41	1232682-3	1	-	-	-	-		•Symbol strip	•Symbolskiva		2
42	1220802-1	1	-	-	-	-		Lock screw	Låsskruv		2
43	1232173-3	1	-	-	-	-		Ball socket lower	Kulskål undre		3
44	1232605-4	1	-	-	-	-		Rubber damper lower	Gummidämpare undre		3
45	1209802-6	1	-	-	-	-		Locking plate	Spärrplåt		3
46	948663-0	2	-	-	-	-		Flange screw	Flänsskruv		2

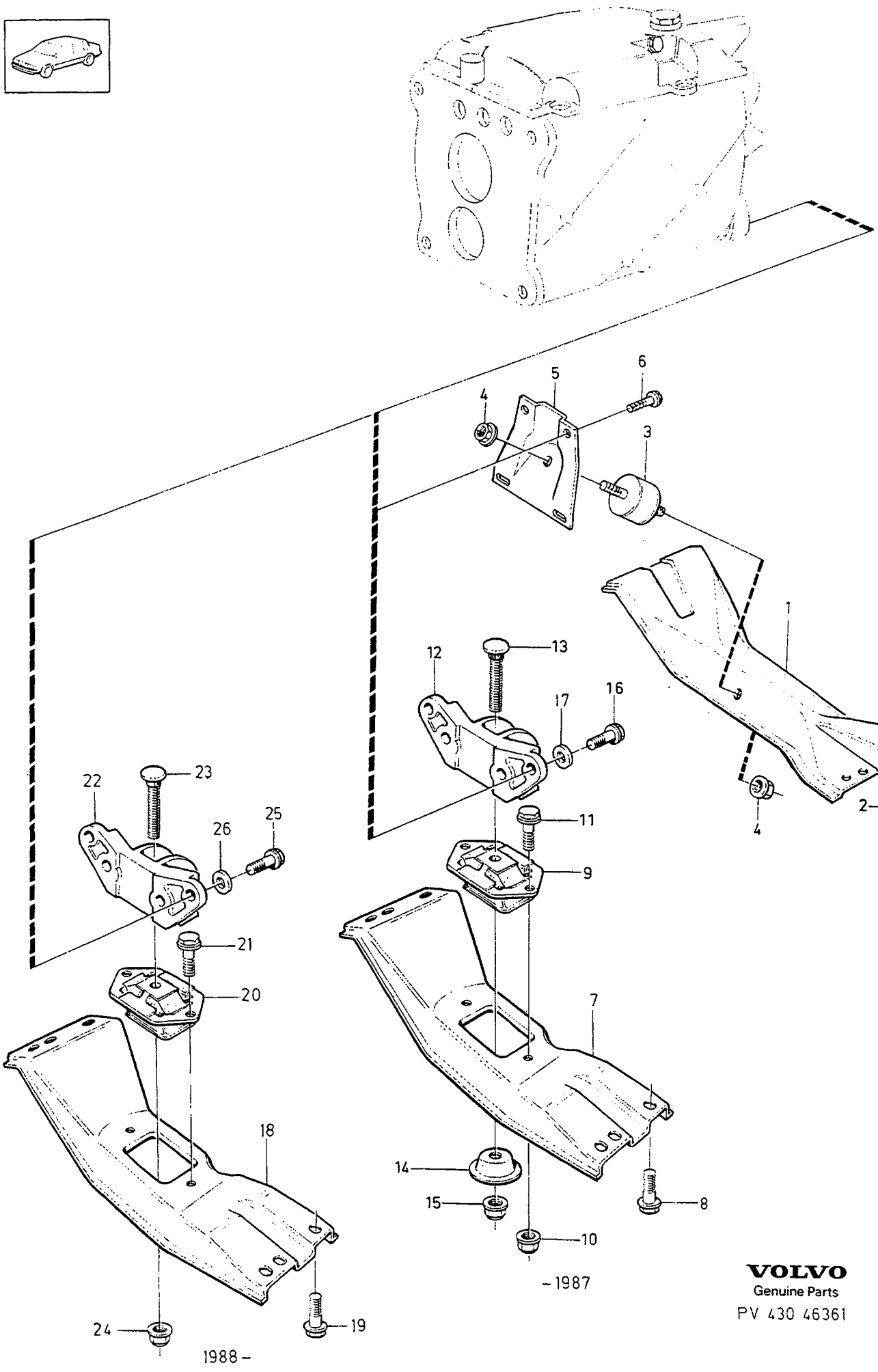

VOLVO
Genuine Parts
PV 430 46361

A	-1987
B	1988-
C	B204GT
D	
E	

GEARBOX MOUNTING — VÄXELLÅDSUPPHÄNGNING

Group / Grupp: 43

Page / Sida: 623

M46

Fig	Part No. / Artikel nr	Quantity / Antal A	B	C	D	E	PS	Description	Benämning	Notes / Anmärkning	SR
		-	-	-	-	-		Member	Balk	D24TIC	
								With mounting parts	Med upphängningsdetaljer		
1	1273941-3	1	-	-	-	-		• Member	• Balk		4
2	946441-3	4	-	-	-	-		• Flange screw	• Flänsskruv	M10 X 20	2
3	1221967-1	1	-	-	-	-		• Rubber cushion	• Gummikudde		2
4	971098-9	2	-	-	-	-		• Flange lock nut	• Flänslåsmutter	(949279)	2
5	1273381-2	1	-	-	-	-		• Bracket	• Konsol		5
6	946472-8	2	-	-	-	-		• Flange screw	• Flänsskruv	-1986. M10 X 30	2
	946752-3	2	-	-	-	-		• Flange screw	• Flänsskruv	1987. M10 X 35	2
		-	-	-	-	-		Member	Balk	B200ET	
								With mounting parts	Med upphängningsdetaljer		
7	*(1329429)*	1	-	-	-	-	SP	• Member	• Balk	REPL 1 PCS 1378417-8, 1 PCS 1328900-4, 2 PCS 946440-5.	4
8	946441-3	4	-	-	-	-		• Flange screw	• Flänsskruv	M10 X 20	2
9	*(1330831)*	1	-	-	-	-	SP	• Rubber cushion	• Gummikudde	REPL 1 PCS 1328900-4, 2 PCS 946440-5, 2 PCS 948645-7.	2
10	971098-9	2	-	-	-	-		• Flange lock nut	• Flänslåsmutter	(949279)	2
11	946441-3	2	-	-	-	-		• Flange screw	• Flänsskruv		2
12	1359084-9	1	-	-	-	-		• Bracket	• Konsol		4
13		1	-	-	-	-	NS	• • Screw	• • Skruv		
14	1359097-1	1	-	-	-	-		• Stop washer	• Stoppbricka		3
15	971098-9	1	-	-	-	-		• Flange lock nut	• Flänslåsmutter	(949279)	2
16	965185-2	4	-	-	-	-		• Flange screw	• Flänsskruv	M10 X 40	2
17	192495-0	8	-	-	-	-		• Washer	• Bricka		2
		-	-	-	-	-		Member	Balk	B200ET, D24TIC	
								With mounting parts	Med upphängningsdetaljer		
18	1378417-8	-	1	1	-	-		• Member	• Balk		4
19	946441-3	-	4	4	-	-		• Flange screw	• Flänsskruv		2
20	1328900-4	-	1	-	-	-		• Rubber cushion	• Gummikudde		2
	3514668-7	-	-	1	-	-		• Rubber cushion	• Gummikudde		2
21	946440-5	-	2	2	-	-		• Flange screw	• Flänsskruv		2
22	1359084-9	-	1	-	-	-		• Bracket	• Konsol	B200ET	4
	1328885-7	-	1	-	-	-		• Bracket	• Konsol	D24TIC	4
	3514684-4	-	-	1	-	-		• Bracket	• Konsol		4
23		-	1	1	-	-	NS	• • Screw	• • Skruv		
24	971098-9	-	1	1	-	-		• Flange lock nut	• Flänslåsmutter	(949279)	2
25	965185-2	-	4	4	-	-		• Flange screw	• Flänsskruv		2
26	192495-0	-	8	8	-	-		• Washer	• Bricka		2

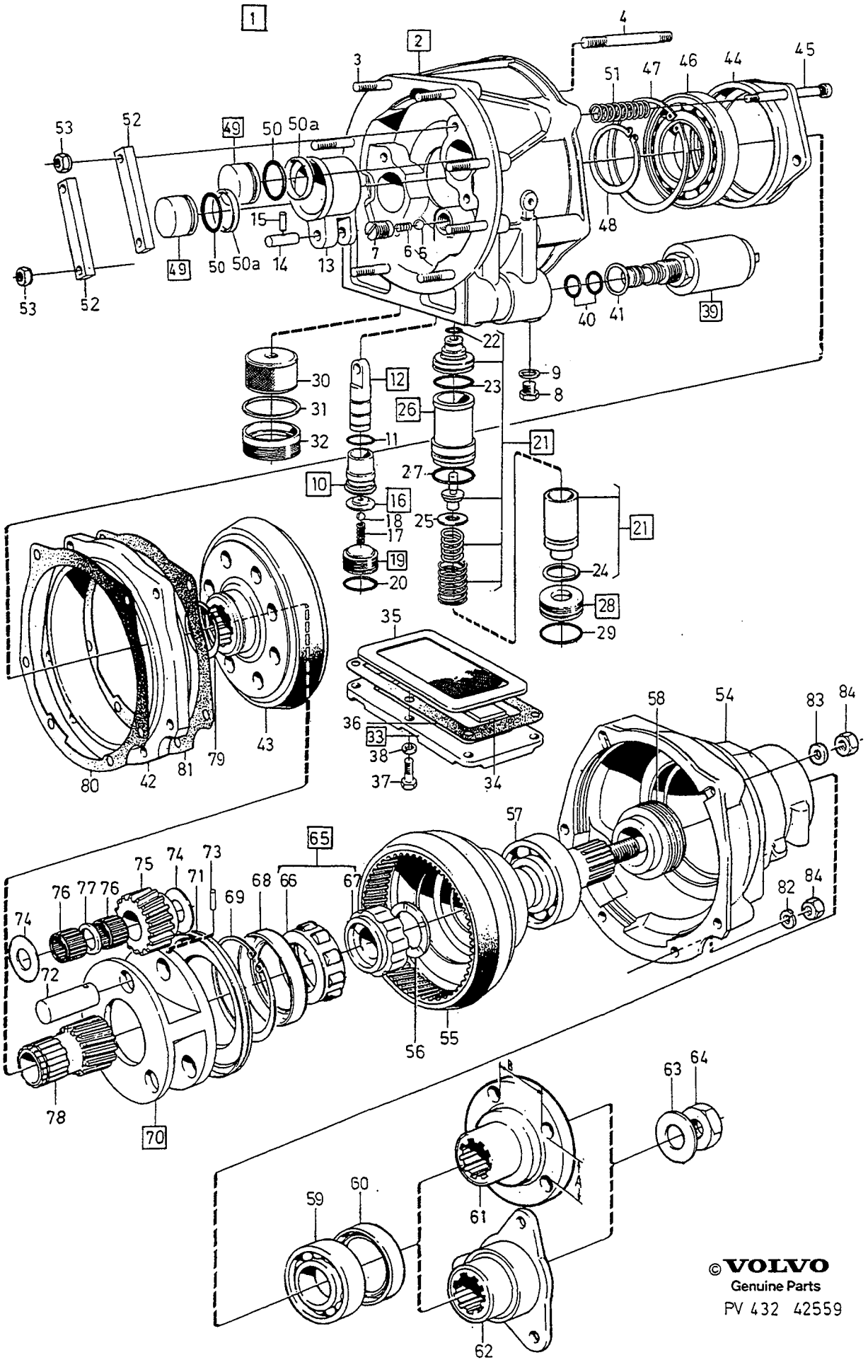

©VOLVO
Genuine Parts

PV 432 42559

A	1208478
B	1208329
C	
D	
E	

OVERDRIVE — ÖVERVÄXEL

MARKED J TYPE

Group / Grupp 43

Page / Sida 625

Fig	Part No. Artikel nr	Quantity / Antal A	B	C	D	E	P S	Description	Benämning	Notes Anmärkning	S R
1	*(1208478)*	1	-	-	-	-	SP	Overdrive	Överväxel		5
	(1208329)	-	1	-	-	-	SP	Overdrive	Överväxel		5
2	273133-9	1	-	-	-	-		• Housing	• Hus		5
		-	1	-	-	-	NS	• Housing	• Hus	NO -699 REPL 1 PCS 273133-9, 1 PCS 1220744-2.	
	273133-9	-	1	-	-	-		• Housing	• Hus	NO 700-	5
3	380777-3	8	6	-	-	-		•• Stud	•• Pinnskruv	LG 37 mm	3
	380776-5	-	2	-	-	-		•• Stud	•• Pinnskruv	LG 35 mm. NO -35	3
	380777-3	-	2	-	-	-		•• Stud	•• Pinnskruv	LG 37 mm. NO 36-	3
4	1209720-0	4	4	-	-	-		•• Stud	•• Pinnskruv	LG 72 mm	2
	380670-0	2	2	-	-	-		•• Stud	•• Pinnskruv	LG 80 mm	3
5	61177-2	1	1	-	-	-		• Ball	• Kula	ALTER	2
6	380750-0	1	1	-	-	-		• Spring	• Fjäder	ALTER	3
7	380749-2	1	1	-	-	-		• Plug	• Propp	ALTER	4
8	380672-6	1	1	-	-	-		• Plug	• Propp		4
9	1220889-8	1	1	-	-	-		• Gasket	• Packning		2
10	380725-2	1	1	-	-	-		• Sleeve	• Hylsa		4
11	380766-6	1	1	-	-	-		•• O-ring	•• O-ring		2
12	380721-1	1	1	-	-	-		• Piston	• Kolv		4
13		1	1	-	-	-	NS	•• Slide	•• Slid		
14		1	1	-	-	-	NS	•• Pin	•• Tapp		
15	951932-3	1	1	-	-	-		•• Lock pin	•• Låspinne		2
16	273134-7	1	1	-	-	-		• Seat	• Säte		4
17		1	1	-	-	-	NS	•• Spring	•• Fjäder		
18	190611-4	1	1	-	-	-		•• Ball	•• Kula	O.DIA 5.56 mm	2
19	380726-0	1	1	-	-	-		• Plug	• Propp		4
20	380767-4	1	1	-	-	-		•• O-ring	•• O-ring		2
☆ 21	271454-1	1	-	-	-	-		• Repair kit	• Reparationssats	(3502652)	3
22	380769-0	1	1	-	-	-		•• O-ring	•• O-ring		2
23	380768-2	1	1	-	-	-		•• O-ring	•• O-ring		2
24	1232507-2	1	1	-	-	-		•• O-ring	•• O-ring		2
25	1209450-4	-	X	-	-	-		•• Washer pressure adjustment	•• Bricka tryckjustering	THK 0.05 mm	3
	1209451-2	-	X	-	-	-		•• Washer pressure adjustment	•• Bricka tryckjustering	THK 0.13 mm	3
	1209452-0	-	X	-	-	-		•• Washer pressure adjustment	•• Bricka tryckjustering	THK 0.25 mm	3
	1209453-8	-	X	-	-	-		•• Washer pressure adjustment	•• Bricka tryckjustering	THK 0.76 mm	3
26	271455-8	1	1	-	-	-		• Repair kit	• Reparationssats	(380747) B204FT/GT	3
	271454-1	1	1	-	-	-		• Repair kit	• Reparationssats	(380747) EXC B204FT/GT	3
27	380768-2	1	1	-	-	-		•• O-ring	•• O-ring		2
28	380748-4	1	1	-	-	-		• Plug	• Propp		4
29	380770-8	1	1	-	-	-		•• O-ring	•• O-ring		2
30	380729-4	1	1	-	-	-		• Oil filter	• Oljefilter		2
31	6814456-7	1	1	-	-	-		• Washer	• Bricka		3
32	380731-0	1	1	-	-	-		• Plug	• Propp		4
33	380716-1	1	1	-	-	-		• Sump	• Oljesump		3
34		1	1	-	-	-	NS	•• Magnet	•• Magnet		
35	1220774-2	1	1	-	-	-		• Filter	• Filter		3
36	3502464-5	1	1	-	-	-		• Gasket	• Packning	(1340966)	2
37	955638-2	6	6	-	-	-		• Screw	• Skruv		2
38	955920-4	6	6	-	-	-		• Spring washer	• Fjäderbricka		2
39	1232101-4	1	1	-	-	-		• Solenoid	• Solenoid		3
40	380772-4	2	2	-	-	-		•• O-ring	•• O-ring		2
41	1220890-6	1	1	-	-	-		•• Sealing washer	•• Plomberingsbricka		2
42	3520567-3	1	1	-	-	-		• Brake drum	• Bromstrumma	(380910)	4
43	3502761-4	1	-	-	-	-		• Driven plate	• Kopplingslamell	(1377039)	3
44	380694-0	1	1	-	-	-		• Bearing carrier	• Lagerhållare		4
45	6814042-5	4	4	-	-	-		• Screw	• Skruv	(380695)	3
46	380693-2	1	1	-	-	-		• Ball bearing	• Kullager		4
47	380764-1	1	1	-	-	-		• Retaining ring	• Spårring		3
48	380765-8	1	1	-	-	-		• Retaining ring	• Spårring		3
49	6814454-2	2	2	-	-	-		• Piston	• Kolv		3
50		1	-	-	-	-	NS	• O-ring	• O-ring		

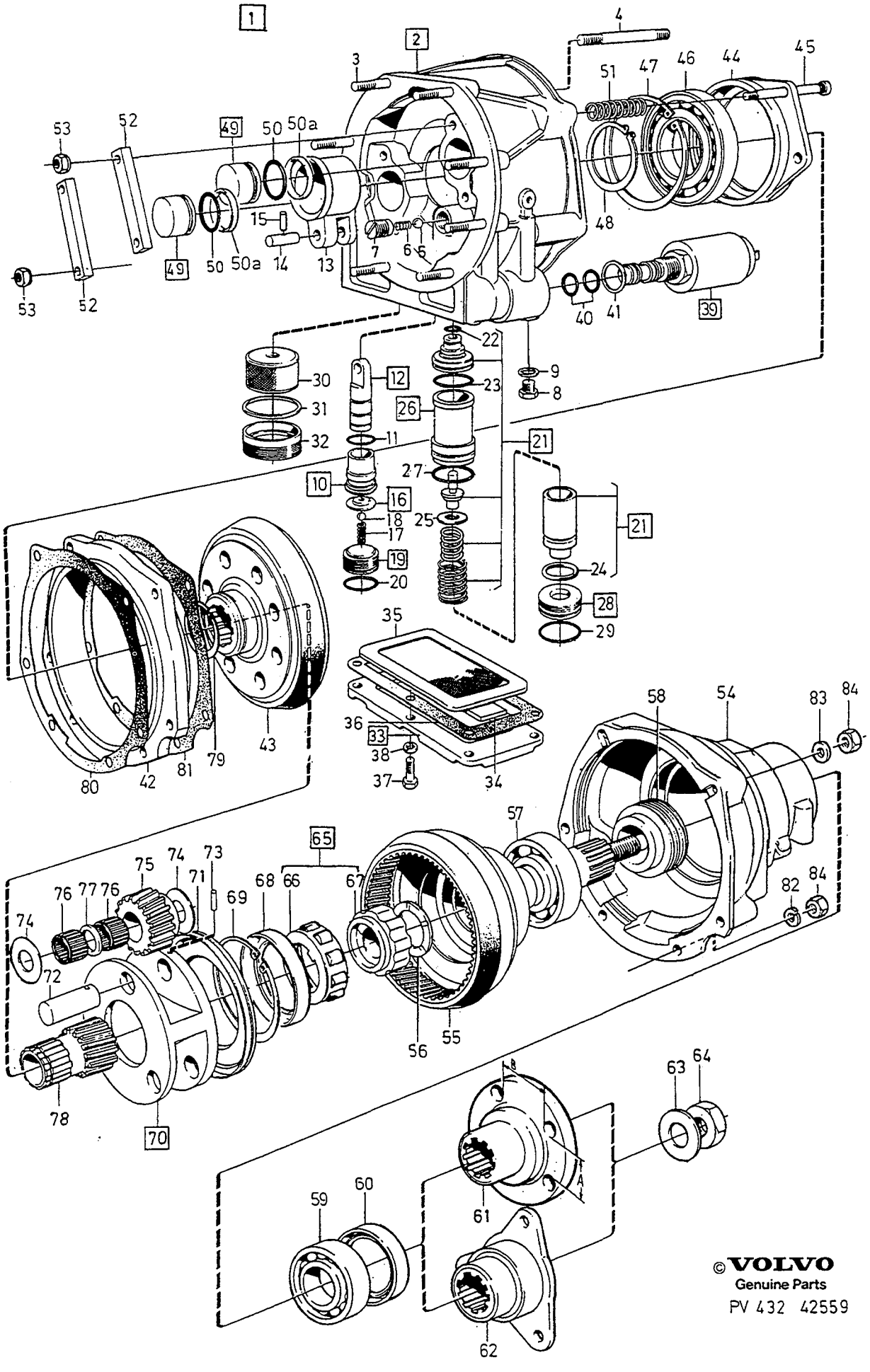

©VOLVO
Genuine Parts
PV 432 42559

A	1208478
B	1208329
C	
D	
E	

OVERDRIVE — ÖVERVÄXEL

MARKED J TYPE

Group / Grupp 43

Page / Sida 627

Fig	Part No. / Artikel nr	Quantity / Antal A	B	C	D	E	PS	Description	Benämning	Notes / Anmärkning	SR
	380756-7	-	1	-	-	-		•O-ring	•O-ring		2
50a		1	-	-	-	-	NS	•Ring	•Ring		
51	*(273659)*	1	1	-	-	-	SP	•Spring kit	•Fjädersats	SEE 43•645	4
										REPL 4 PCS 3502774-7.	
	3502774-7	4	4	-	-	-		•Spring	•Fjäder		4
52	380697-3	2	2	-	-	-		•Pressure plate	•Tryckplatta		4
53	380887-0	4	4	-	-	-		•Nut	•Mutter		2
☆ 54	1232501-5	1	1	-	-	-		•Housing, rear	•Hus, bakre	(1377007)	4
55	*(1232646)*	1	1	-	-	-	SP	•Ring gear	•Ringhjul	REPL 1PCS 3549038-2, 1PCS 3549040-8, 1PCS 11014-8.	5
56	1232644-3	1	1	-	-	-		••Thrust washer	••Tryckbricka		4
57	181092-8	1	1	-	-	-		•Ball bearing	•Kullager		2
58	6814572-1	1	1	-	-	-		•Speedometer gear	•Hastighetsmätarhjul	(1232575)	3
59	11013-0	1	1	-	-	-		•Ball bearing	•Kullager		2
60	1232013-1	1	1	-	-	-		•Sealing ring	•Tätningsring		3
61	1209349-8	1	-	-	-	-		•Companion flange	•Medbringare	A = 41.3 ,WI = 51.1	4
62	1209844-8	-	1	-	-	-		•Companion flange	•Medbringare		4
63	380688-2	1	1	-	-	-		•Washer	•Bricka		3
64	380687-4	1	1	-	-	-		•Nut	•Mutter		3
65	274043-9	1	1	-	-	-		•Repair kit	•Reparationssats	SEE 43•679	3
66		1	1	-	-	-	NS	••Roller cage	••Rullhållare		
		12	12	-	-	-	NS	•••Roller	•••Rulle		
67		1	1	-	-	-	NS	••Cone	••Innerring		
68	380713-8	1	1	-	-	-		•Oil deflector	•Oljeavkastare		4
69	380414-3	1	1	-	-	-		•Retaining ring	•Spårring		3
70	1209467-8	1	1	-	-	-		•Planet gear	•Planethjul		4
71	380704-7	1	1	-	-	-		••Oil collector	••Oljefångare		3
72	380709-6	3	3	-	-	-		••Stub	••Lagertapp		4
73	380763-3	3	3	-	-	-		••Lock pin	••Låspinne		3
74	1209466-0	6	6	-	-	-		••Thrust washer	••Tryckbricka		4
75		3	3	-	-	-	NS	••Gear	••Kugghjul		
76	380707-0	6	6	-	-	-		••Needle bearing	••Nållager		3
77	380710-4	3	3	-	-	-		••Spacer washer	••Distansbricka		3
78	1232042-0	1	1	-	-	-		•Sun gear	•Solhjul		4
79	380762-5	1	1	-	-	-		•Retaining ring	•Spårring		3
80	3502462-9	1	1	-	-	-		•Gasket	•Packning	(1340965)	2
81	3502463-7	1	1	-	-	-		•Gasket	•Packning	(1340964)	2
82	955921-2	4	4	-	-	-		•Spring washer	•Fjäderbricka		2
83	1232520-5	2	2	-	-	-		•Sealing washer	•Tätningsbricka		3
84	955847-9	6	6	-	-	-		•Nut	•Mutter		2

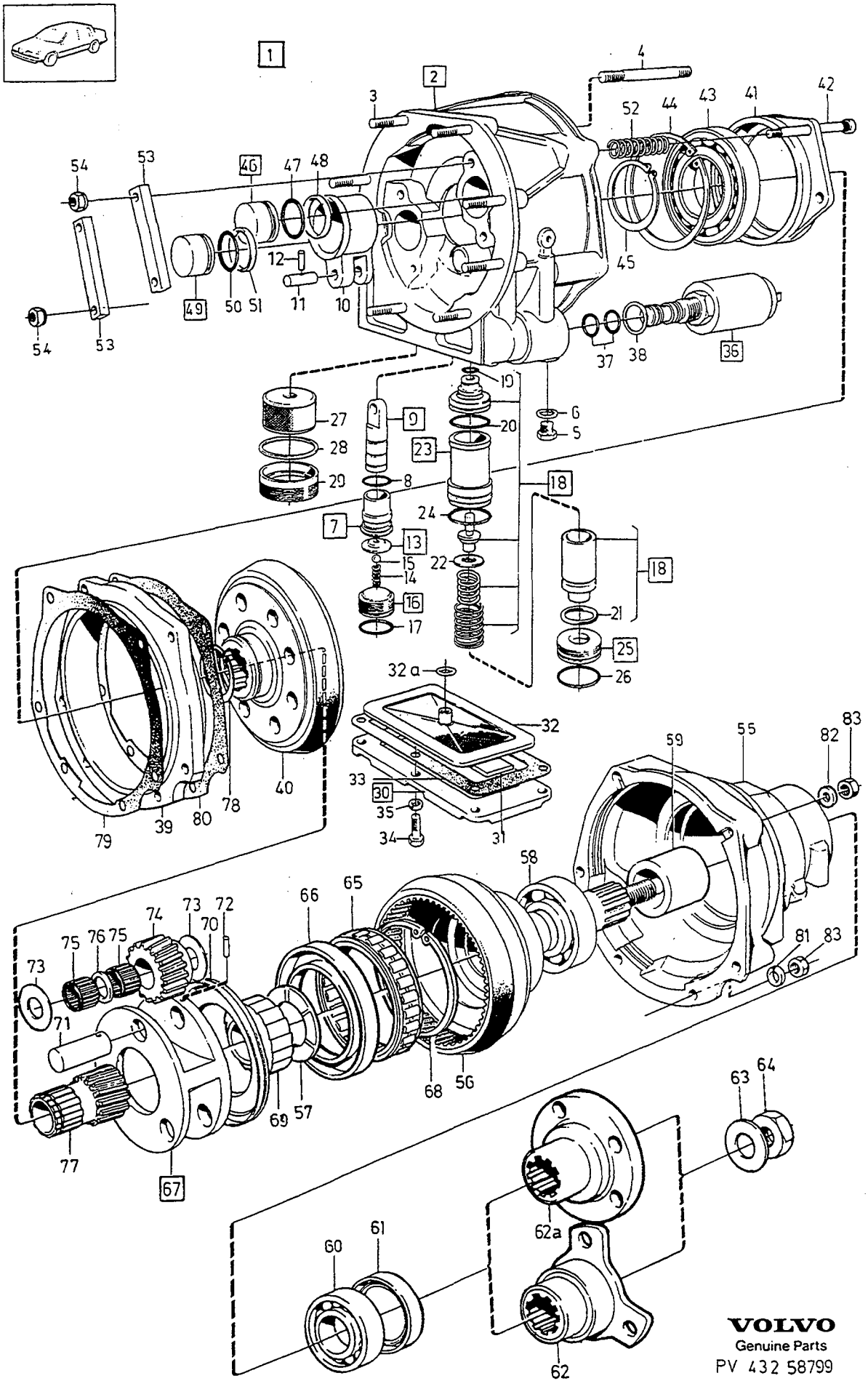

VOLVO
Genuine Parts
PV 432 58799

A	1208441
B	1208496
C	1208497
D	
E	

OVERDRIVE — ÖVERVÄXEL

Group / Grupp 43

Page / Sida 629

MARKED P TYPE

Fig	Part No. Artikel nr	Quantity / Antal A	B	C	D	E	PS	Description	Benämning	Notes Anmärkning	SR
1	*(1208441)*	1	-	-	-	-	SP	Overdrive	Överväxel		5
	(1208496)	-	1	-	-	-	SP	Overdrive	Överväxel		5
	(1208497)	-	-	1	-	-	SP	Overdrive	Överväxel		5
2		1	1	1	-	-	NS	•Housing	•Hus		
3	380777-3	8	8	8	-	-		••Stud	••Pinnskruv	LG 37 mm	3
4	380670-0	2	2	2	-	-		••Stud	••Pinnskruv	LG 80 mm	3
	1209720-0	4	4	4	-	-		••Stud	••Pinnskruv	LG 72 mm	2
5	380672-6	1	1	1	-	-		•Plug	•Propp		4
6	1220889-8	1	1	1	-	-		•Gasket	•Packning		2
7	380725-2	1	1	1	-	-		•Sleeve	•Hylsa		4
8	380766-6	1	1	1	-	-		••O-ring	••O-ring		2
9	380721-1	1	1	1	-	-		•Piston	•Kolv		4
10		1	1	1	-	-	NS	••Slide	••Slid		
11		1	1	1	-	-	NS	••Pin	••Tapp		
12	951932-3	1	1	1	-	-		••Lock pin	••Låspinne		2
13	273134-7	1	1	1	-	-		•Seat	•Säte		4
14		1	1	1	-	-	NS	••Spring	••Fjäder		
15	190611-4	1	1	1	-	-		••Ball	••Kula	O.DIA 5.56 mm	2
16	380726-0	1	1	1	-	-		•Plug	•Propp		4
17	380767-4	1	1	1	-	-		••O-ring	••O-ring		2
☆ 18	271454-1	1	1	1	-	-		•Repair kit	•Reparationssats	(3502652)	3
19	380769-0	1	1	1	-	-		••O-ring	••O-ring		2
20	380768-2	1	1	1	-	-		••O-ring	••O-ring		2
21	1232507-2	1	1	1	-	-		••O-ring	••O-ring		2
22	1209450-4	X	X	X	-	-		••Washer pressure adjustment	••Bricka tryckjustering	THK 0.05 mm	3
	1209451-2	X	X	X	-	-		••Washer pressure adjustment	••Bricka tryckjustering	THK 0.13 mm	3
	1209452-0	X	X	X	-	-		••Washer pressure adjustment	••Bricka tryckjustering	THK 0.25 mm	3
	1209453-8	X	X	X	-	-		••Washer pressure adjustment	••Bricka tryckjustering	THK 0.76 mm	3
☆ 23	271455-8	1	1	1	-	-		•Repair kit	•Reparationssats	(380747) B204FT/GT	3
☆	271454-1	1	1	1	-	-		•Repair kit	•Reparationssats	(380747) EXC B204FT/GT	3
24	380768-2	1	1	1	-	-		•O-ring	•O-ring		2
25	380748-4	1	1	1	-	-		•Plug	•Propp		4
26	380770-8	1	1	1	-	-		••O-ring	••O-ring		2
27	380729-4	1	1	1	-	-		•Oil filter	•Oljefilter		2
28	6814456-7	1	1	1	-	-		•Washer	•Bricka		3
29	380731-0	1	1	1	-	-		•Plug	•Propp		4
30	380716-1	1	1	1	-	-		•Sump	•Oljesump		3
31		1	1	1	-	-	NS	••Magnet	••Magnet		
32	1220774-2	1	1	1	-	-		•Filter	•Filter		3
33	3502464-5	1	1	1	-	-		•Gasket	•Packning	(1340966)	2
34	955638-2	6	6	6	-	-		•Screw	•Skruv		2
35	955920-4	6	6	6	-	-		•Spring washer	•Fjäderbricka		2
36	1232101-4	1	1	1	-	-		•Solenoid	•Solenoid		3
37	380772-4	2	2	2	-	-		••O-ring	••O-ring		2
38	1220890-6	1	1	1	-	-		••Sealing washer	••Plomberingsbricka		2
39	3520567-3	1	1	1	-	-		•Brake drum	•Bromstrumma	(380910)	4
40	3502761-4	1	1	1	-	-		•Driven plate	•Kopplingslamell	(1377039)	3
41	380694-0	1	1	1	-	-		•Bearing carrier	•Lagerhållare		4
42	6814042-5	4	4	4	-	-		•Screw	•Skruv	(380695)	3
43	380693-2	1	1	1	-	-		•Ball bearing	•Kullager		4
44	380764-1	1	1	1	-	-		•Retaining ring	•Spårring		3
45	380765-8	1	1	1	-	-		•Retaining ring	•Spårring		3
46	*(1377041)*	1	1	1	-	-	SP	•Piston	•Kolv	REPL 1 PCS 6814454-2, 1 PCS 6814455-9.	3
47	*1377043*	1	1	1	-	-	OP	••O-ring	••O-ring		2
48	*1377044*	1	1	1	-	-	OP	••Ring	••Ring		2
49	6814454-2	1	1	1	-	-		•Piston	•Kolv		3
50	6814455-9	1	1	1	-	-		•O-ring	•O-ring		2
51	*1377044*	1	1	1	-	-	OP	•Ring	•Ring		2
52	*(273659)*	1	1	1	-	-	SP	•Spring kit	•Fjädersats	REPL 4PCS 3502774-7	
										SEE **43**•679	4

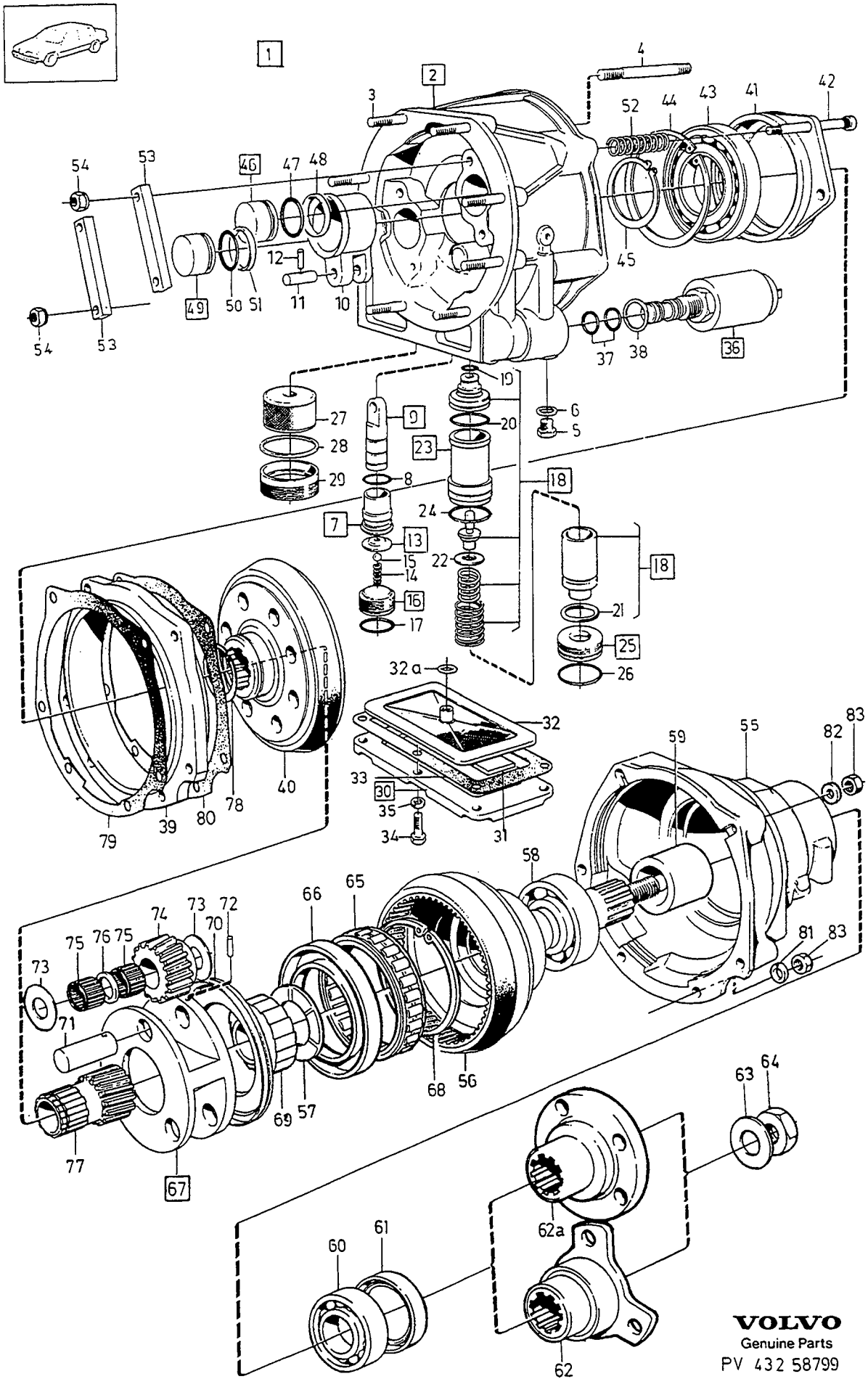

VOLVO
Genuine Parts
PV 432 58799

A	1208441
B	1208496
C	1208497
D	
E	

OVERDRIVE — ÖVERVÄXEL

MARKED P TYPE

Group / Grupp 43

Page / Sida 631

Fig	Part No. / Artikel nr	Quantity / Antal A	B	C	D	E	P S	Description	Benämning	Notes / Anmärkning	S R
53	380697-3	2	2	2	-	-		• Pressure plate	• Tryckplatta		4
54	380887-0	4	4	4	-	-		• Nut	• Mutter		2
55	6814411-2	1	1	1	-	-		• Housing, rear	• Hus, bakre	(1381727)	5
56	1377127-4	1	1	1	-	-		• Ring gear	• Ringhjul		5
57	1340951-1	1	1	1	-	-		• Thrust washer	• Tryckbricka		3
58	181092-8	1	1	1	-	-		• Ball bearing	• Kullager		2
59	6814572-1	1	1	1	-	-		•• Speedometer gear	•• Hastighetsmätarhjul	(1232575)	3
60	11013-0	1	1	1	-	-		• Ball bearing	• Kullager		2
61	1232013-1	1	1	1	-	-		• Sealing ring	• Tätningsring		3
62	1209844-8	1	-	-	-	-		• Companion flange	• Medbringare		4
62a	1209349-8	-	1	1	-	-		• Companion flange	• Medbringare		4
63	380688-2	1	1	1	-	-		• Washer	• Bricka		3
64	380687-4	1	1	1	-	-		• Nut	• Mutter		3
65	1340960-2	1	1	1	-	-		• Freewheel	• Frihjul		3
66	1340952-9	1	1	1	-	-		• Oil deflector	• Oljeavkastare		3
67	1377128-2	1	1	1	-	-		• Planet gear	• Planethjul		4
68	6814457-5	1	1	1	-	-		•• Clip	•• Clips		3
69	*1340948*	1	1	1	-	-	NS	•• Cone	•• Innerring		
70	1340947-9	1	1	1	-	-		•• Oil collector	•• Oljefångare		4
71	380709-6	3	3	3	-	-		•• Stub	•• Lagertapp		4
72	380763-3	3	3	3	-	-		•• Lock pin	•• Låspinne		3
73	1209466-0	6	6	6	-	-		•• Thrust washer	•• Tryckbricka		4
74		3	3	3	-	-	NS	•• Gear	•• Kugghjul		
75	380707-0	6	6	6	-	-		•• Needle bearing	•• Nållager		3
76	380710-4	3	3	3	-	-		•• Spacer washer	•• Distansbricka		3
77	1340962-8	1	1	1	-	-		• Sun gear	• Solhjul		4
78	380762-5	1	1	1	-	-		• Retaining ring	• Spårring		3
79	3502462-9	1	1	1	-	-		• Gasket	• Packning	(1340965)	2
80	3502463-7	1	1	1	-	-		• Gasket	• Packning	(1340964)	2
81	955921-2	4	4	4	-	-		• Spring washer	• Fjäderbricka		2
82	1232520-5	2	2	2	-	-		• Sealing washer	• Tätningsbricka		3
83	955847-9	6	6	6	-	-		• Nut	• Mutter		2

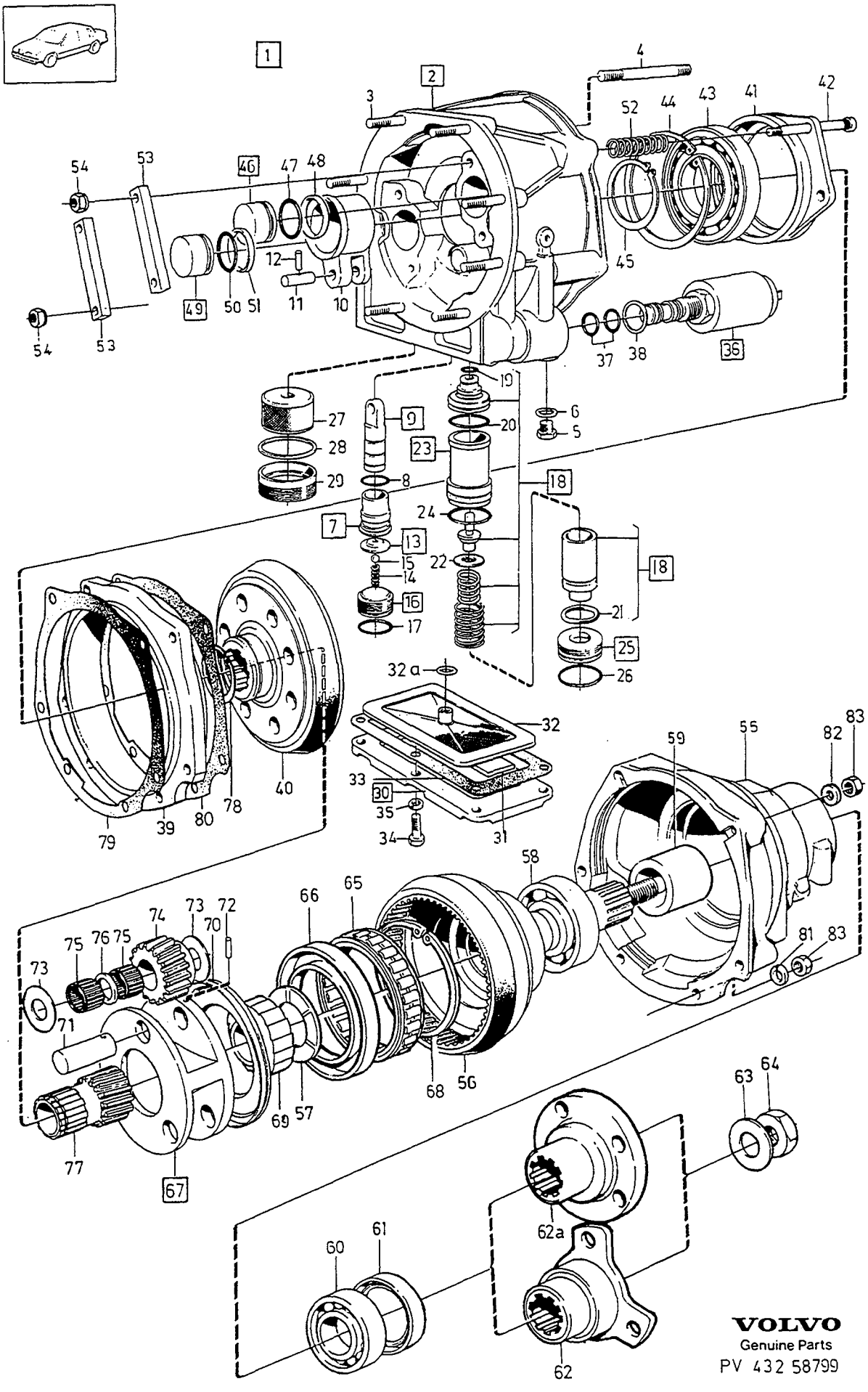

VOLVO
Genuine Parts
PV 432 58799

A	1208605
B	1208606
C	
D	
E	

OVERDRIVE — ÖVERVÄXEL

Group / Grupp 43

Page / Sida 633

MARKED P TYPE, ALTER 1

Fig	Part No. / Artikel nr	Quantity / Antal A	B	C	D	E	P S	Description	Benämning	Notes / Anmärkning	S R
1	*(1208605)*	1	-	-	-	-	SP	Overdrive	Överväxel		5
	(1208606)	-	1	-	-	-	SP	Overdrive	Överväxel		5
2		1	1	-	-	-	NS	•Housing	•Hus		
3	380777-3	8	8	-	-	-		•Stud	•Pinnskruv	LG 37 mm	3
4	380670-0	2	2	-	-	-		•Stud	•Pinnskruv	LG 80 mm	3
	1209720-0	4	4	-	-	-		•Stud	•Pinnskruv	LG 72 mm	2
5	380672-6	1	1	-	-	-		•Plug	•Propp		4
6	1220889-8	1	1	-	-	-		•Gasket	•Packning		2
7	380725-2	1	1	-	-	-		•Sleeve	•Hylsa		4
8	380766-6	1	1	-	-	-		••O-ring	••O-ring		2
9	380721-1	1	1	-	-	-		•Piston	•Kolv		4
10		1	1	-	-	-	NS	••Slide	••Slid		
11		1	1	-	-	-	NS	••Pin	••Tapp		
12	951932-3	1	1	-	-	-		••Lock pin	••Låspinne		2
13	273134-7	1	1	-	-	-		•Seat	•Säte		4
14		1	1	-	-	-	NS	••Spring	••Fjäder		
15	190611-4	1	1	-	-	-		••Ball	••Kula	O.DIA 5.56 mm	2
16	380726-0	1	1	-	-	-		•Plug	•Propp		4
17	380767-4	1	1	-	-	-		••O-ring	••O-ring		2
☆ 18	271454-1	1	1	-	-	-		•Repair kit	•Reparationssats	(3502652)	3
19	380769-0	1	1	-	-	-		••O-ring	••O-ring		2
20	380768-2	1	1	-	-	-		••O-ring	••O-ring		2
21	1232507-2	1	1	-	-	-		••O-ring	••O-ring		2
22	1209450-4	X	X	-	-	-		••Washer pressure adjustment	••Bricka tryckjustering	THK 0.05 mm	3
	1209451-2	X	X	-	-	-		••Washer pressure adjustment	••Bricka tryckjustering	THK 0.13 mm	3
	1209452-0	X	X	-	-	-		••Washer pressure adjustment	••Bricka tryckjustering	THK 0.25 mm	3
	1209453-8	X	X	-	-	-		••Washer pressure adjustment	••Bricka tryckjustering	THK 0.76 mm	3
☆ 23	271455-8	1	1	-	-	-		•Repair kit	•Reparationssats	(380747) B204FT/GT	3
☆	271454-1	1	1	-	-	-		•Repair kit	•Reparationssats	(380747) EXC B204FT/GT	3
24	380768-2	1	1	-	-	-		•O-ring	•O-ring		2
25	380748-4	1	1	-	-	-		•Plug	•Propp		4
26	380770-8	1	1	-	-	-		••O-ring	••O-ring		2
27	380729-4	1	1	-	-	-		•Oil filter	•Oljefilter		2
28	6814456-7	1	1	-	-	-		•Washer	•Bricka		3
29	380731-0	1	1	-	-	-		•Plug	•Propp		4
30	380716-1	1	1	-	-	-		•Sump	•Oljesump		3
31		1	1	-	-	-	NS	••Magnet	••Magnet		
32	1220774-2	1	1	-	-	-		•Filter	•Filter		3
32a	6814458-3	1	1	-	-	-		•Sealing ring	•Tätningsring		2
33	3502464-5	1	1	-	-	-		•Gasket	•Packning		2
34	955638-2	6	6	-	-	-		•Screw	•Skruv		2
35	955920-4	6	6	-	-	-		•Spring washer	•Fjäderbricka		2
36	1232101-4	1	-	-	-	-		•Solenoid	•Solenoid	NO -17704	3
	3520568-1	1	-	-	-	-		•Solenoid	•Solenoid	NO 17705-	3
	3520568-1	-	1	-	-	-		•Solenoid	•Solenoid		3
37	380772-4	2	2	-	-	-		••O-ring	••O-ring		2
38	1220890-6	1	1	-	-	-		••Sealing washer	••Plomberingsbricka		2
39	3520567-3	1	1	-	-	-		•Brake drum	•Bromstrumma	(380910)	4
40	3502761-4	1	1	-	-	-		•Driven plate	•Kopplingslamell		3
41	380694-0	1	1	-	-	-		•Bearing carrier	•Lagerhållare		4
42	6814042-5	4	4	-	-	-		•Screw	•Skruv		3
43	380693-2	1	1	-	-	-		•Ball bearing	•Kullager		4
44	380764-1	1	1	-	-	-		•Retaining ring	•Spårring		3
45	380765-8	1	1	-	-	-		•Retaining ring	•Spårring		3
46	6814454-2	1	1	-	-	-		•Piston	•Kolv		3
47	6814455-9	1	1	-	-	-		•O-ring	•O-ring		2
48	*1377044*	1	1	-	-	-	OP	•Ring	•Ring		2
49	6814454-2	1	1	-	-	-		•Piston	•Kolv		3
50	6814455-9	1	1	-	-	-		•O-ring	•O-ring		2
51	*1377044*	1	1	-	-	-	OP	•Ring	•Ring		2
52	*(273659)*	1	1	-	-	-	SP	•Spring kit	•Fjädersats	REPL 4PCS 3502774-7	

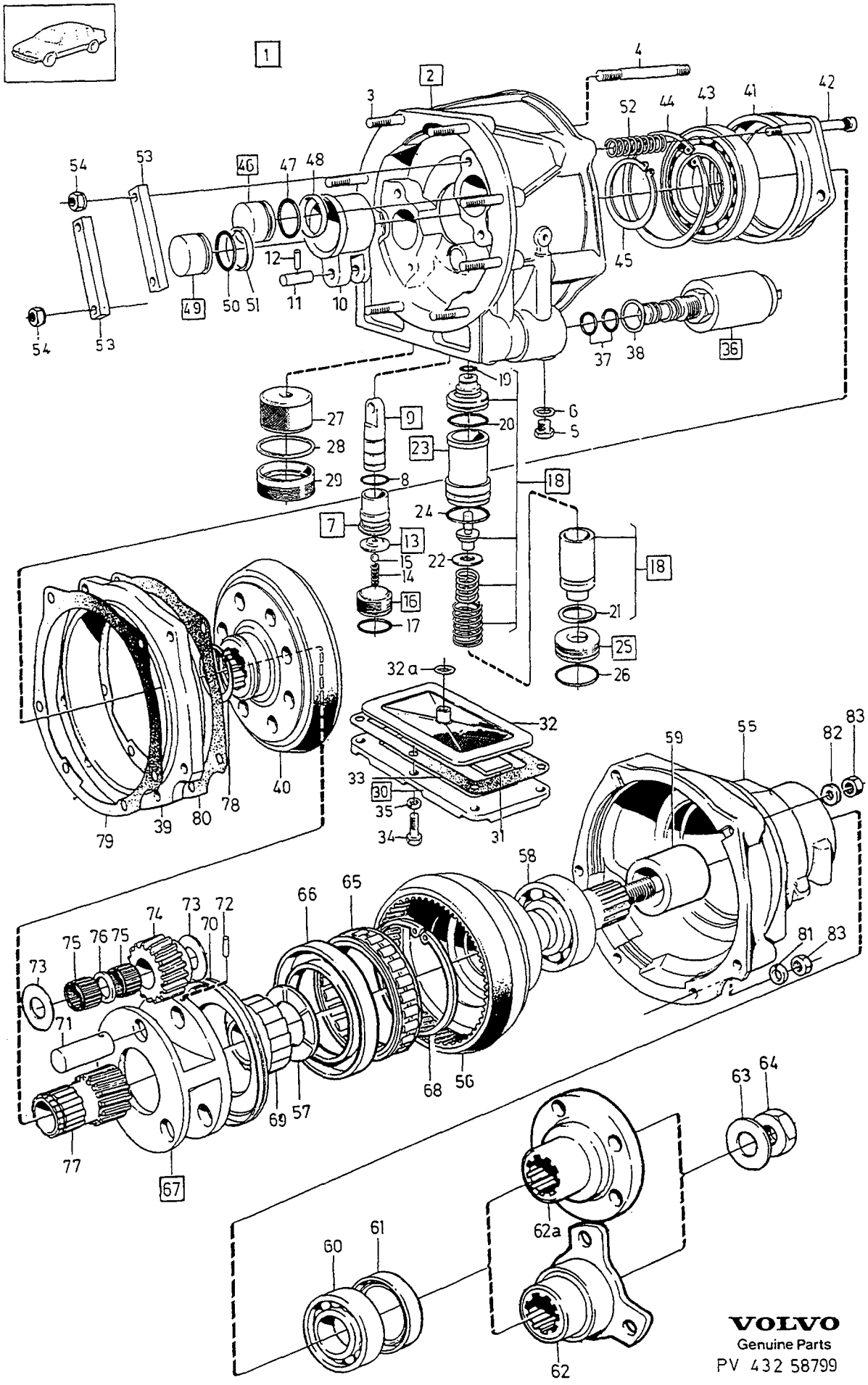

VOLVO
Genuine Parts
PV 432 58799

A	1208605
B	1208606
C	
D	
E	

OVERDRIVE — ÖVERVÄXEL

Group / Grupp 43

Page / Sida 635

MARKED P TYPE, ALTER 1

Fig	Part No. Artikel nr	Quantity / Antal A	B	C	D	E	PS	Description	Benämning	Notes Anmärkning	SR
										SEE 43•679	4
53	380697-3	2	2	-	-	-		•Pressure plate	•Tryckplatta		4
54	380887-0	4	4	-	-	-		•Nut	•Mutter		2
55	6814411-2	1	1	-	-	-		•Housing, rear	•Hus, bakre	(1381727)	5
56	1377127-4	1	1	-	-	-		•Ring gear	•Ringhjul		5
57	1340951-1	1	1	-	-	-		•Thrust washer	•Tryckbricka		3
58	181092-8	1	1	-	-	-		•Ball bearing	•Kullager		2
59	6814572-1	1	1	-	-	-		•Speedometer gear	•Hastighetsmätarhjul		3
60	11013-0	1	1	-	-	-		•Ball bearing	•Kullager		2
61	1232013-1	1	1	-	-	-		•Sealing ring	•Tätningsring		3
62	1209844-8	1	-	-	-	-		•Companion flange	•Medbringare		4
62a	1209349-8	-	1	-	-	-		•Companion flange	•Medbringare		4
63	380688-2	1	1	-	-	-		•Washer	•Bricka		3
64	380687-4	1	1	-	-	-		•Nut	•Mutter		3
65	1340960-2	1	1	-	-	-		•Freewheel	•Frihjul		3
66	1340952-9	1	1	-	-	-		•Oil deflector	•Oljeavkastare		3
67	1377128-2	1	1	-	-	-		•Planet gear	•Planethjul		4
68	6814457-5	1	1	-	-	-		••Clip	••Clips		3
69	*1340948*	1	1	-	-	-	NS	••Cone	••Innerring		
70	1340947-9	1	1	-	-	-		••Oil collector	••Oljefångare		4
71	380709-6	3	3	-	-	-		••Stub	••Lagertapp		4
72	380763-3	3	3	-	-	-		••Lock pin	••Låspinne		3
73	1209466-0	6	6	-	-	-		••Thrust washer	••Tryckbricka		4
74		3	3	-	-	-	NS	••Gear	••Kugghjul		
75	380707-0	6	6	-	-	-		••Needle bearing	••Nållager		3
76	380710-4	3	3	-	-	-		••Spacer washer	••Distansbricka		3
77	1340962-8	1	1	-	-	-		•Sun gear	•Solhjul		4
78	380762-5	1	1	-	-	-		•Retaining ring	•Spårring		3
79	3502462-9	1	1	-	-	-		•Gasket	•Packning		2
80	3502463-7	1	1	-	-	-		•Gasket	•Packning		2
81	955921-2	4	4	-	-	-		•Spring washer	•Fjäderbricka		2
82	1232520-5	2	2	-	-	-		•Sealing washer	•Tätningsbricka		3
83	955847-9	6	6	-	-	-		•Nut	•Mutter		2

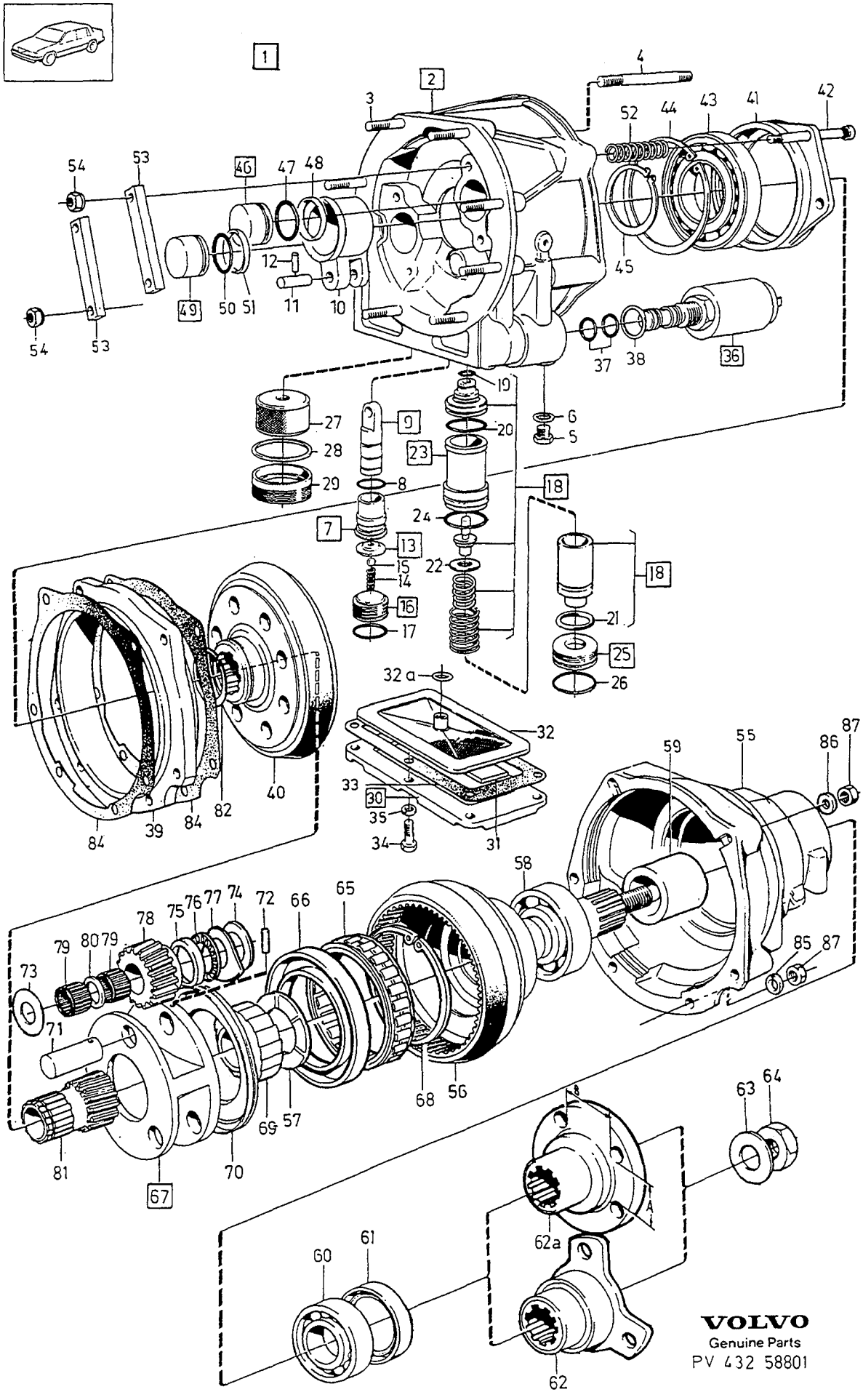

VOLVO
Genuine Parts
PV 432 58801

A	1208690
B	1208691
C	1208719
D	
E	

OVERDRIVE — ÖVERVÄXEL

Group / Grupp 43

Page / Sida 637

MARKED P TYPE, ALTER 2

Fig	Part No. / Artikel nr	Quantity / Antal A	B	C	D	E	P S	Description	Benämning	Notes / Anmärkning	S R
1	*(1208690)*	1	-	-	-	-	SP	Overdrive	Överväxel		8
	1208691-4	-	1	-	-	-		Overdrive	Överväxel		5
	1208719-3	-	-	1	-	-		Overdrive	Överväxel		5
2		1	1	1	-	-	NS	• Housing	• Hus		
3	380777-3	8	8	8	-	-		• Stud	• Pinnskruv	LG 37 mm	3
4	380670-0	2	2	2	-	-		• Stud	• Pinnskruv	LG 80 mm	3
	1209720-0	4	4	4	-	-		• Stud	• Pinnskruv.	LG 72 mm	2
5	380672-6	1	1	1	-	-		• Plug	• Propp		4
6	1220889-8	1	1	1	-	-		• Gasket	• Packning		2
7	380725-2	1	1	1	-	-		• Sleeve	• Hylsa		4
8	380766-6	1	1	1	-	-		• • O-ring	• • O-ring		2
9	380721-1	1	1	1	-	-		• Piston	• Kolv		4
10		1	1	1	-	-	NS	• • Slide	• • Slid		
11		1	1	1	-	-	NS	• • Pin	• • Tapp		
12	951932-3	1	1	1	-	-		• • Lock pin	• • Låspinne		2
13	273134-7	1	1	1	-	-		• Seat	• Säte		4
14		1	1	1	-	-	NS	• • Spring	• • Fjäder		
15	190611-4	1	1	1	-	-		• • Ball	• • Kula	O.DIA 5.56 mm	2
16	380726-0	1	1	1	-	-		• Plug	• Propp		4
17	380767-4	1	1	1	-	-		• • O-ring	• • O-ring		2
18	3549047-3	1	1	-	-	-		• Reduction valve	• Reducerventil		3
	3549048-1	-	-	1	-	-		• Reduction valve	• Reducerventil		3
19	380769-0	1	1	1	-	-		• • O-ring	• • O-ring		2
20	380768-2	1	1	1	-	-		• • O-ring	• • O-ring		2
21	1232507-2	1	1	1	-	-		• • O-ring	• • O-ring		2
22	1209450-4	X	X	X	-	-		• • Washer pressure adjustment	• • Bricka tryckjustering	THK 0.05 mm	3
	1209451-2	X	X	X	-	-		• • Washer pressure adjustment	• • Bricka tryckjustering	THK 0.13 mm	3
	1209452-0	X	X	X	-	-		• • Washer pressure adjustment	• • Bricka tryckjustering	THK 0.25 mm	3
	1209453-8	X	X	X	-	-		• • Washer pressure adjustment	• • Bricka tryckjustering	THK 0.76 mm	3
23	3549049-9	1	1	1	-	-		• Sleeve	• Hylsa		4
24	380768-2	1	1	1	-	-		• • O-ring	• • O-ring		2
25	3549050-7	1	1	1	-	-		• Plug	• Propp		4
26	380770-8	1	1	1	-	-		• • O-ring	• • O-ring		2
27	380729-4	1	1	1	-	-		• Oil filter	• Oljefilter		2
28	6814456-7	1	1	1	-	-		• Washer	• Bricka		3
29	380731-0	1	1	1	-	-		• Plug	• Propp		4
30	380716-1	1	1	1	-	-		• Sump	• Oljesump		3
31		1	1	1	-	-	NS	• • Magnet	• • Magnet		
32	1220774-2	1	1	1	-	-		• Filter	• Filter		3
32a	6814458-3	1	1	1	-	-		• Sealing ring	• Tätningsring		2
33	3502464-5	1	1	1	-	-		• Gasket	• Packning		2
34	955638-2	6	6	6	-	-		• Screw	• Skruv		2
35	955920-4	6	6	6	-	-		• Spring washer	• Fjäderbricka		2
36	3520568-1	1	1	1	-	-		• Solenoid	• Solenoid		3
37	380772-4	2	2	2	-	-		• • O-ring	• • O-ring		2
38	1220890-6	1	1	1	-	-		• • Sealing washer	• • Plomberingsbricka		2
39	3520567-3	1	1	1	-	-		• Brake drum	• Bromstrumma		4
40	3502761-4	1	1	1	-	-		• Driven plate	• Kopplingslamell		3
41	380694-0	1	1	1	-	-		• Bearing carrier	• Lagerhållare		4
42	6814042-5	4	4	4	-	-		• Screw	• Skruv		3
43	380693-2	1	1	1	-	-		• Ball bearing	• Kullager		4
44	380764-1	1	1	1	-	-		• Retaining ring	• Spårring		3
45	380765-8	1	1	1	-	-		• Retaining ring	• Spårring		3
46	6814454-2	1	1	1	-	-		• Piston	• Kolv		3
47	6814455-9	1	1	1	-	-		• O-ring	• O-ring		2
48		1	1	1	-	-	NS	• Ring	• Ring		
49	6814454-2	1	1	1	-	-		• Piston	• Kolv		3
50	6814455-9	1	1	1	-	-		• O-ring	• O-ring		2
51		1	1	1	-	-	NS	• Ring	• Ring		
52	3502774-7	4	4	-	-	-		• Spring	• Fjäder		4
	3520677-0	-	-	4	-	-		• Spring	• Fjäder		4
53	380697-3	2	2	2	-	-		• Pressure plate	• Tryckplatta		4

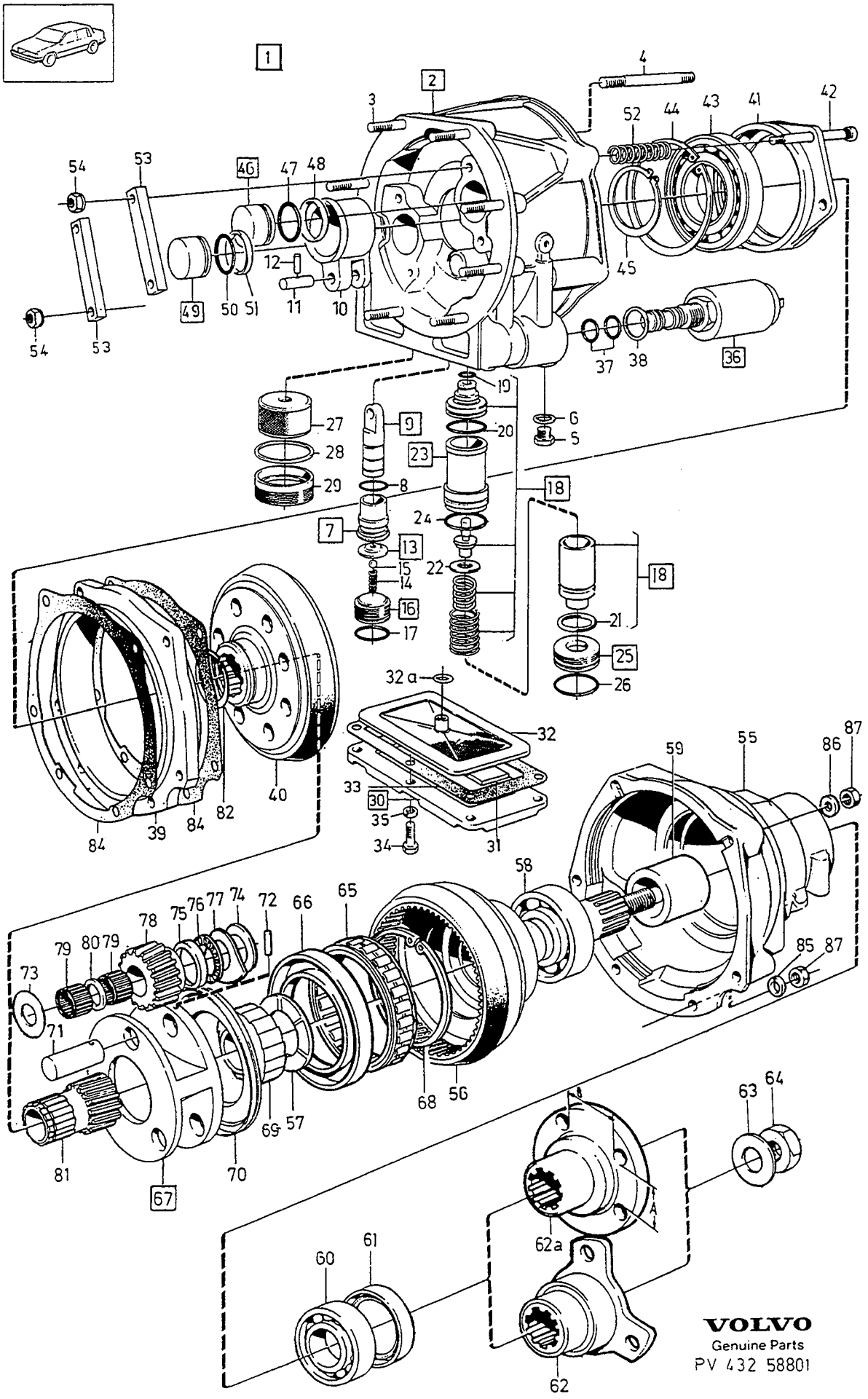
1
2
3
4
41
42
43
44
45
46
47
48
49
50
51
52
53
54
36
37
38
5
6
7
8
9
10
11
12
13
14
15
16
17
18
19
20
21
22
23
24
25
26
27
28
29
30
31
32
32a
33
34
35
39
40
55
56
57
58
59
60
61
62
62a
63
64
65
66
67
68
69
70
71
72
73
74
75
76
77
78
79
80
82
84
85
86
87
VOLVO
Genuine Parts
PV 432 58801

A	1208690
B	1208691
C	1208719
D	
E	

OVERDRIVE — ÖVERVÄXEL

MARKED P TYPE, ALTER 2

Group / Grupp 43

Page / Sida 639

Fig	Part No. / Artikel nr	Quantity / Antal A	B	C	D	E	PS	Description	Benämning	Notes / Anmärkning	SR
54	380887-0	4	4	4	-	-		• Nut	• Mutter		2
55	3549035-8	-	1	-	-	-		• Housing, rear	• Hus, bakre		5
	(3549036)	1	-	1	-	-	SP	• Housing, rear	• Hus, bakre	REPL 1PCS 3549035-8, 1PCS 1220200-8, 1PCS 948602-8, 1PCS 955636-6.	8
56	3549037-4	1	1	1	-	-		• Ring gear	• Ringhjul		5
57	1340951-1	1	1	1	-	-		• Thrust washer	• Tryckbricka		3
58	11014-8	1	1	1	-	-		• Ball bearing	• Kullager		2
59	6814572-1	1	1	1	-	-		• Speedometer gear	• Hastighetsmätarhjul		3
60	11013-0	1	1	1	-	-		• Ball bearing	• Kullager		2
61	1232013-1	1	1	1	-	-		• Sealing ring	• Tätningsring		3
62	1209844-8	1	-	1	-	-		• Companion flange	• Medbringare		4
62a	1209349-8	-	1	-	-	-		• Companion flange	• Medbringare		4
63	380688-2	1	1	1	-	-		• Washer	• Bricka		3
64	380687-4	1	1	1	-	-		• Nut	• Mutter		3
65	1340960-2	1	1	1	-	-		• Freewheel	• Frihjul		3
66	3520676-2	1	1	1	-	-		• Oil deflector	• Oljeavkastare		3
67	1377128-2	1	1	-	-	-		• Planet gear	• Planethjul		4
	3520674-7	-	-	1	-	-		• Planet gear	• Planethjul		6
68	6814457-5	1	1	1	-	-		•• Clip	•• Clips		3
69	*1340948*	1	1	1	-	-	NS	•• Cone	•• Innerring		
70	1340947-9	1	1	-	-	-		•• Oil collector	•• Oljefångare		4
	3520672-1	-	-	1	-	-		•• Oil collector	•• Oljefångare		4
71	380709-6	3	3	-	-	-		•• Stub	•• Lagertapp		4
		-	-	3	-	-	NS	•• Pivot pin	•• Lagertapp		
72	380763-3	3	3	3	-	-		•• Lock pin	•• Låspinne		3
73	1209466-0	3	3	3	-	-		•• Thrust washer	•• Tryckbricka		4
74	1209466-0	3	3	-	-	-		•• Thrust washer	•• Tryckbricka		4
75	3520671-3	-	-	3	-	-		•• Washer	•• Bricka		4
76	3520670-5	-	-	3	-	-		•• Thrust bearing	•• Axiallager		3
77	3520673-9	-	-	3	-	-		•• Thrust washer	•• Tryckbricka		4
78		3	3	3	-	-	NS	•• Gear	•• Kugghjul		
79	380707-0	6	6	6	-	-		•• Needle bearing	•• Nållager		3
80	380710-4	3	3	3	-	-		•• Spacer washer	•• Distansbricka		3
81	1340962-8	1	1	1	-	-		• Sun gear	• Solhjul		4
82	380762-5	1	1	1	-	-		• Retaining ring	• Spårring		3
83	3502462-9	1	1	1	-	-		• Gasket	• Packning		2
84	3502463-7	1	1	1	-	-		• Gasket	• Packning		2
85	955921-2	4	4	4	-	-		• Spring washer	• Fjäderbricka		2
86	1232520-5	2	2	2	-	-		• Sealing washer	• Tätningsbricka		3
87	955847-9	6	6	6	-	-		• Nut	• Mutter		2

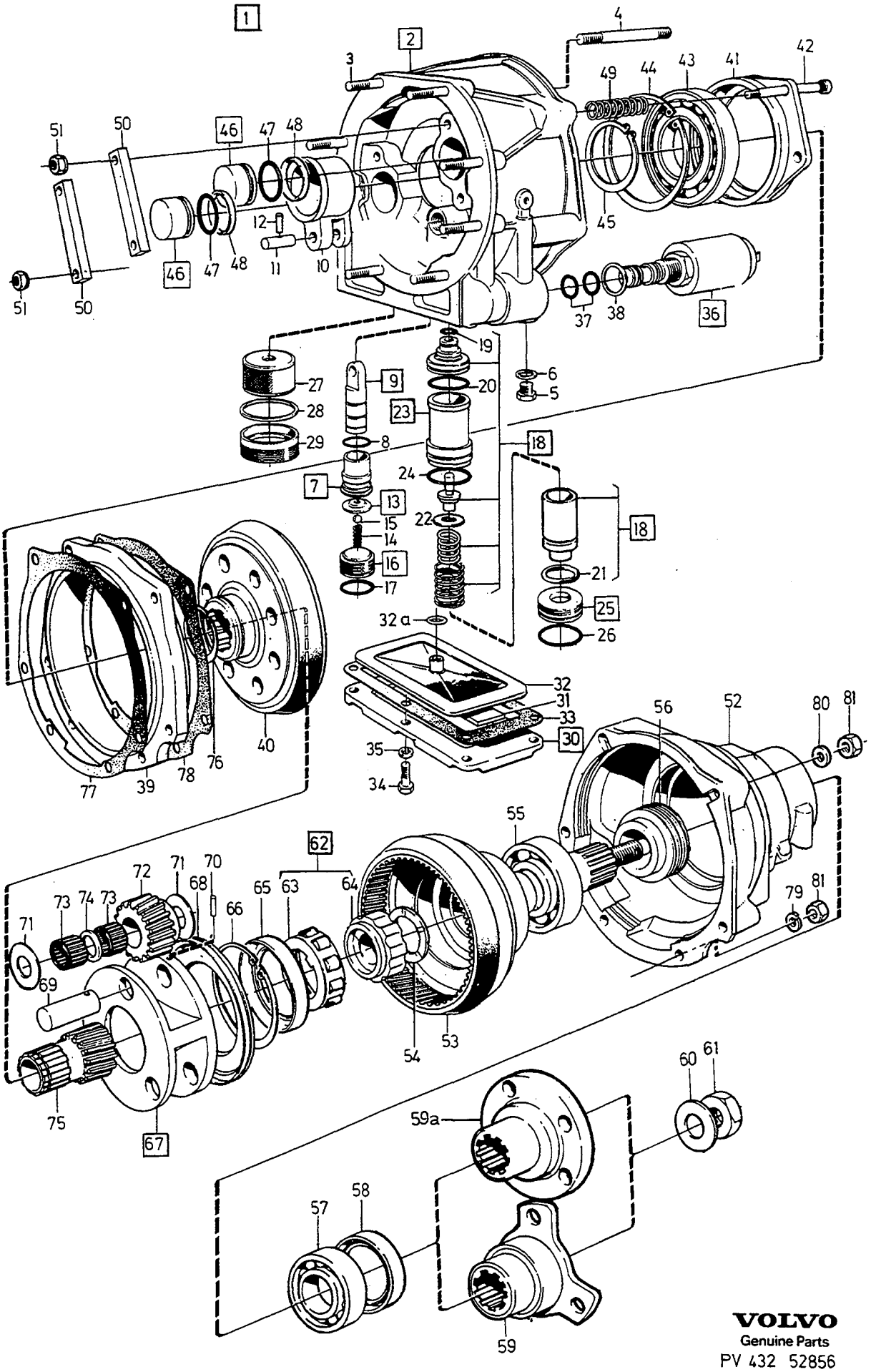

VOLVO
Genuine Parts
PV 432 52856

A	1208628. ALTER 1
B	1208626. ALTER 1
C	1208697. ALTER 2
D	1208695. ALTER 2
E	

OVERDRIVE — ÖVERVÄXEL

MARKED J-P TYPE

Group / Grupp 43

Page / Sida 641

Fig	Part No. / Artikel nr	Quantity / Antal A	B	C	D	E	PS	Description	Benämning	Notes / Anmärkning	SR
1	1208628-6	1	-	-	-	-		Overdrive	Överväxel		5
	(1208626)	-	1	-	-	-	SP	Overdrive	Överväxel		5
	1208697-1	-	-	1	-	-		Overdrive	Överväxel		5
	1208697-1	-	-	-	1	-		Overdrive	Överväxel		5
2	273133-9	1	1	1	1	-		•Housing	•Hus		5
3	380777-3	8	8	8	8	-		••Stud	••Pinnskruv	LG 37 mm	3
4	1209720-0	4	4	4	4	-		••Stud	••Pinnskruv	LG 72 mm	2
	380670-0	2	2	2	2	-		••Stud	••Pinnskruv	LG 80 mm	3
5	380672-6	1	1	1	1	-		•Plug	•Propp		4
6	1220889-8	1	1	1	1	-		•Gasket	•Packning		2
7	380725-2	1	1	1	1	-		•Sleeve	•Hylsa		4
8	380766-6	1	1	1	1	-		••O-ring	••O-ring		2
9	380721-1	1	1	1	1	-		•Piston	•Kolv		4
10		1	1	1	1	-	NS	••Slide	••Slid		
11		1	1	1	1	-	NS	••Pin	••Tapp		
12	951932-3	1	1	1	1	-		••Lock pin	••Låspinne		2
13	273134-7	1	1	1	1	-		•Seat	•Säte		4
14		1	1	1	1	-	NS	••Spring	••Fjäder		
15	190611-4	1	1	1	1	-		••Ball	••Kula	O.DIA 5.56 mm	2
16	380726-0	1	1	1	1	-		•Plug	•Propp		4
17	380767-4	1	1	1	1	-		••O-ring	••O-ring		2
☆ 18	271454-1	1	1	-	-	-		•Repair kit	•Reparationssats	(3502652)	3
	3549047-3	-	-	1	1	-		•Reduction valve	•Reducerventil		3
19	380769-0	1	1	1	1	-		••O-ring	••O-ring		2
20	380768-2	1	1	1	1	-		••O-ring	••O-ring		2
21	1232507-2	1	1	1	1	-		••O-ring	••O-ring		2
22	1209450-4	X	X	X	X	-		••Washer pressure adjustment	••Bricka tryckjustering	THK 0.05 mm	3
	1209451-2	X	X	X	X	-		••Washer pressure adjustment	••Bricka tryckjustering	THK 0.13 mm	3
	1209452-0	X	X	X	X	-		••Washer pressure adjustment	••Bricka tryckjustering	THK 0.25 mm	3
	1209453-8	X	X	X	X	-		••Washer pressure adjustment	••Bricka tryckjustering	THK 0.76 mm	3
☆ 23	271455-8	1	1	-	-	-		•Repair kit	•Reparationssats	(380747) B204FT/GT	3
☆	271454-1	1	1	-	-	-		•Repair kit	•Reparationssats	(380747) EXC B204FT/GT	3
	3549049-9	-	-	1	1	-		•Sleeve	•Hylsa		4
24	380768-2	1	1	1	1	-		••O-ring	••O-ring		2
25	380748-4	1	-	-	-	-		•Plug	•Propp		4
	3549050-7	-	-	1	1	-		•Plug	•Propp		4
26	380770-8	1	1	1	1	-		••O-ring	••O-ring		2
27	380729-4	1	1	1	1	-		•Oil filter	•Oljefilter		2
28	6814456-7	1	1	1	1	-		•Washer	•Bricka		3
29	380731-0	1	1	1	1	-		•Plug	•Propp		4
30	380716-1	1	1	1	1	-		•Sump	•Oljesump		3
31		1	1	1	1	-	NS	••Magnet	••Magnet		
32	1220774-2	1	1	1	1	-		•Filter	•Filter		3
32a	6814458-3	1	1	1	1	-		•Sealing ring	•Tätningsring		2
33	3502464-5	1	1	1	1	-		•Gasket	•Packning		2
34	955638-2	6	6	6	6	-		•Screw	•Skruv		2
35	955920-4	6	6	6	6	-		•Spring washer	•Fjäderbricka		2
36	1232101-4	1	-	-	-	-		•Solenoid	•Solenoid	NO -2126	3
	3520568-1	1	-	-	-	-		•Solenoid	•Solenoid	NO 2127-	3
	3520568-1	-	1	1	1	-		•Solenoid	•Solenoid		3
37	380772-4	2	2	2	2	-		••O-ring	••O-ring		2
38	1220890-6	1	1	1	1	-		••Sealing washer	••Plomberingsbricka		2
39	3520567-3	1	1	1	1	-		•Brake drum	•Bromstrumma	(380910)	4
40	3502761-4	1	1	1	1	-		•Driven plate	•Kopplingslamell		3
41	380694-0	1	1	1	1	-		•Bearing carrier	•Lagerhållare		4
42	6814042-5	4	4	4	4	-		•Screw	•Skruv		3
43	380693-2	1	1	1	1	-		•Ball bearing	•Kullager		4
44	380764-1	1	1	1	1	-		•Retaining ring	•Spårring		3
45	380765-8	1	1	1	1	-		•Retaining ring	•Spårring		3
46	6814454-2	2	2	2	2	-		•Piston	•Kolv		3
47	6814455-9	2	2	2	2	-		•O-ring	•O-ring		2
48		2	2	2	2	-	NS	•Ring	•Ring		

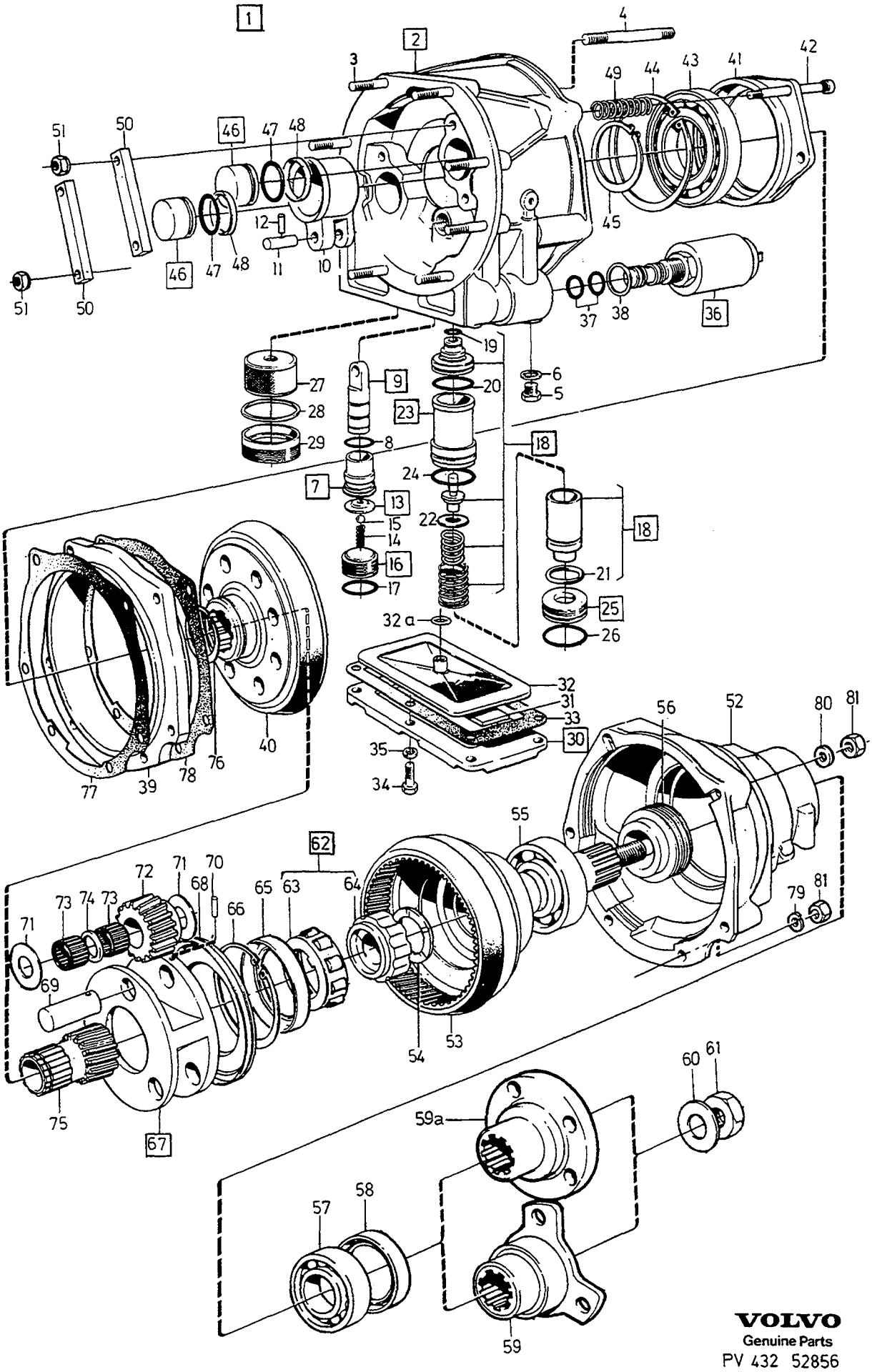

VOLVO
Genuine Parts
PV 432 52856

A	1208628. ALTER 1
B	1208626. ALTER 1
C	1208697. ALTER 2
D	1208695. ALTER 2
E	

OVERDRIVE — ÖVERVÄXEL

MARKED J-P TYPE

Group / Grupp 43

Page / Sida 643

Fig	Part No. / Artikel nr	Quantity / Antal A	B	C	D	E	PS	Description	Benämning	Notes / Anmärkning	SR
49	*(273659)*	1	1	1	1	-	SP	• Spring kit	• Fjädersats	REPL 4PCS 3502774-7	
										SEE 43 • 679	4
	3502774-7	4	4	4	4	-		• • Spring	• • Fjäder		4
50	380697-3	2	2	2	2	-		• Pressure plate	• Tryckplatta		4
51	380887-0	4	4	4	4	-		• Nut	• Mutter		2
52	*(6814412)*	1	1	-	-	-	SP	• Housing, rear	• Hus, bakre	REPL 1 PCS 1232501-5, 1 PCS 1220200-8, 1 PCS 948602-8, 1 PCS 955636-6.	5
	3549040-8	-	-	1	1	-		• Housing, rear	• Hus, bakre		5
53	*(1232646)*	1	1	-	-	-	SP	• Ring gear	• Ringhjul	REPL 1PCS 3549038-2, 1PCS 3549040-8, 1PCS 11014-8.	5
	3549038-2	-	-	1	1	-		• Ring gear	• Ringhjul		5
54	1232644-3	1	1	1	1	-		• Thrust washer	• Tryckbricka		4
55	181092-8	1	1	-	-	-		• Ball bearing	• Kullager		2
	11014-8	-	-	1	1	-		• Ball bearing	• Kullager		2
56	6814572-1	1	1	1	1	-		• Speedometer gear	• Hastighetsmätarhjul		3
57	11013-0	1	1	1	1	-		• Ball bearing	• Kullager		2
58	1232013-1	1	1	1	1	-		• Sealing ring	• Tätningsring		3
59	1209844-8	1	-	1	-	-		• Companion flange	• Medbringare		4
59a	1209348-0	-	1	-	-	-		• Companion flange	• Medbringare		4
	380686-6	-	-	-	1	-		• Companion flange	• Medbringare		4
60	380688-2	1	1	1	1	-		• Washer	• Bricka		3
61	380687-4	1	1	1	1	-		• Nut	• Mutter		3
62	274043-9	1	1	1	1	-		• Repair kit	• Reparationssats	SEE 43 • 679	3
63		1	1	1	1	-	NS	• • Roller cage	• • Rullhållare		
		12	12	12	12	-	NS	• • • Roller	• • • Rulle		
64		1	1	1	1	-	NS	• • Cone	• • Innerring		
65	380713-8	1	1	1	1	-		• Oil deflector	• Oljeavkastare		4
66	380414-3	1	1	1	1	-		• Retaining ring	• Spårring		3
67	1209467-8	1	1	1	1	-		• Planet gear	• Planethjul		4
68	380704-7	1	1	1	1	-		• • Oil collector	• • Oljefångare		3
69	380709-6	3	3	3	3	-		• • Stub	• • Lagertapp		4
70	380763-3	3	3	3	3	-		• • Lock pin	• • Låspinne		3
71	1209466-0	6	6	6	6	-		• • Thrust washer	• • Tryckbricka		4
72		3	3	3	3	-	NS	• • Gear	• • Kugghjul		
73	380707-0	6	6	6	6	-		• • Needle bearing	• • Nållager		3
74	380710-4	3	3	3	3	-		• • Spacer washer	• • Distansbricka		3
75	1232042-0	1	1	1	1	-		• Sun gear	• Solhjul		4
76	380762-5	1	1	1	1	-		• Retaining ring	• Spårring		3
77	3502462-9	1	1	1	1	-		• Gasket	• Packning		2
78	3502463-7	1	1	1	1	-		• Gasket	• Packning		2
79	955921-2	4	4	4	4	-		• Spring washer	• Fjäderbricka		2
80	1232520-5	2	2	2	2	-		• Sealing washer	• Tätningsbricka		3
81	955847-9	6	6	6	6	-		• Nut	• Mutter		2

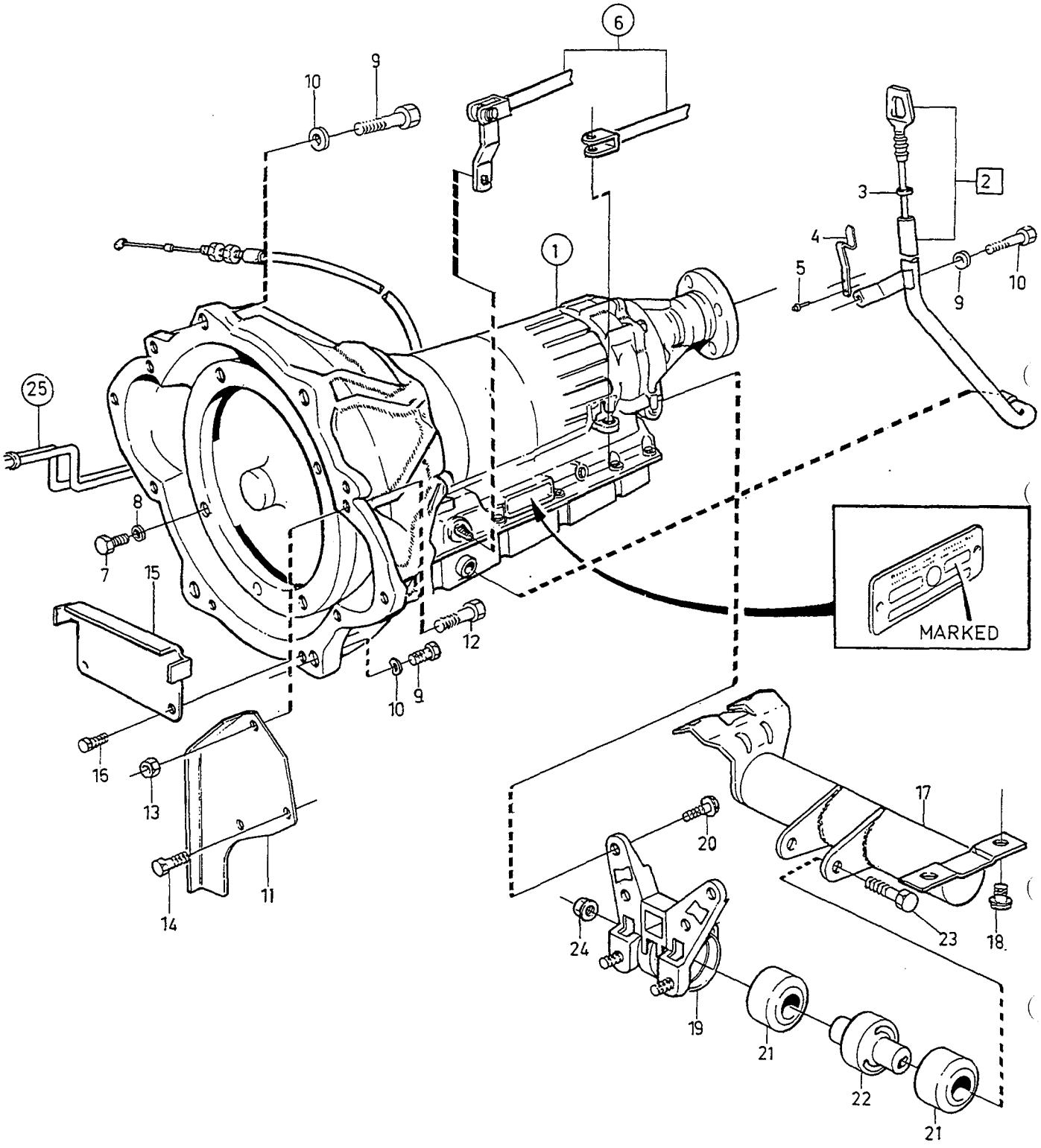

©VOLVO
Genuine Parts
PV 434 42601

A
B
C
D
E

GEARBOX, AUTOMATIC — VÄXELLÅDA, AUTOMAT
GEARBOX MOUNTING — VÄXELLÅDSUPPHÄNGNING

Group / Grupp 43
Page / Sida 645

AW71

Fig	Part No. / Artikel nr	Quantity / Antal A	B	C	D	E	PS	Description	Benämning	Notes / Anmärkning	SR
1	1208532-0	1	-	-	-	-		Automatic gearbox	Automatväxellåda	1) B280F	5
		-	-	-	-	-		•SEE 43•647	•SEE 43•647	TRANS MARKED 1208532	
	1208533-8	1	-	-	-	-		Automatic gearbox	Automatväxellåda	2) B280E, B280F	5
		-	-	-	-	-		•SEE 43•647	•SEE 43•647	TRANS MARKED 1208533	
	1208534-6	1	-	-	-	-		Automatic gearbox	Automatväxellåda	2) B280E	5
		-	-	-	-	-		•SEE 43•647	•SEE 43•647	TRANS MARKED 1208534	
	5003626-8	1	-	-	-	-	EU	Automatic gearbox, exch	Automatväxellåda, bytes	TRANS 1208533	5
	5003627-6	1	-	-	-	-	EU	Automatic gearbox, exch	Automatväxellåda, bytes	TRANS 1208534	5
	5003628-4	1	-	-	-	-	EU	Automatic gearbox, exch	Automatväxellåda, bytes	TRANS 1208532	5
2	1377552-3	1	-	-	-	-		Dipstick tube	Mätstickerör		3
3	925054-9	1	-	-	-	-		•O-ring	•O-ring		2
4		1	-	-	-	-	NS	•Locking spring	•Spärrfjäder		
5	664639-2	2	-	-	-	-		•Blind rivet	•Blindnit		2
6		-	-	-	-	-		Control	Reglage	SEE 43•669	
7	974589-4	4	-	-	-	-		Hexagon screw	Sexkantsskruv	(949698) M10 X 14	2
8	941908-6	4	-	-	-	-		Spring washer	Fjäderbricka		2
☆ 9	970950-2	4	-	-	-	-		Screw	Skruv	(955320), ALTER 1	2
	965185-2	4	-	-	-	-		Flange screw	Flänsskruv	ALTER 2	2
10	941908-6	4	-	-	-	-		Spring washer	Fjäderbricka	ALTER 1	2
11	1232090-9	1	-	-	-	-		Cover plate, l.h.	Täckplåt, v		4
	1232091-7	1	-	-	-	-		Cover plate, r.h.	Täckplåt, h		4
12	959224-7	2	-	-	-	-		Screw	Skruv	M8 X 35	2
13	968862-3	2	-	-	-	-		Flange nut	Flänsmutter	(955782)	8
14	955274-6	1	-	-	-	-		Screw	Skruv	M6 X 25	2
15	1232094-1	1	-	-	-	-		Cover plate	Täckplåt		4
16	955271-2	2	-	-	-	-		Screw	Skruv	(955270), M6x16mm	2
		-	-	-	-	-		Member With mounting parts	Balk Med upphängningsdetaljer		
17	1271561-1	1	-	-	-	-		•Member	•Balk	(1329809)	4
18	946441-3	4	-	-	-	-		•Flange screw	•Flänsskruv	M10 X 20	2
19	1273223-6	1	-	-	-	-		•Bracket	•Konsol		5
20	946329-0	4	-	-	-	-		•Flange screw	•Flänsskruv		2
21	1273346-5	2	-	-	-	-		•Rubber ring	•Gummiring		2
22	1272178-3	1	-	-	-	-		•Bushing	•Bussning		2
23	946474-4	1	-	-	-	-		•Flange screw	•Flänsskruv		2
24	971099-7	1	-	-	-	-		•Flange lock nut	•Flänslåsmutter	(949280)	2
25		-	-	-	-	-		Gearbox cooling	Växellådskylning	SEE 43•677	

1) Without change-down detent. / Utan nedväxlingsspärr.
2) With change-down detent. / Med nedväxlingsspärr.

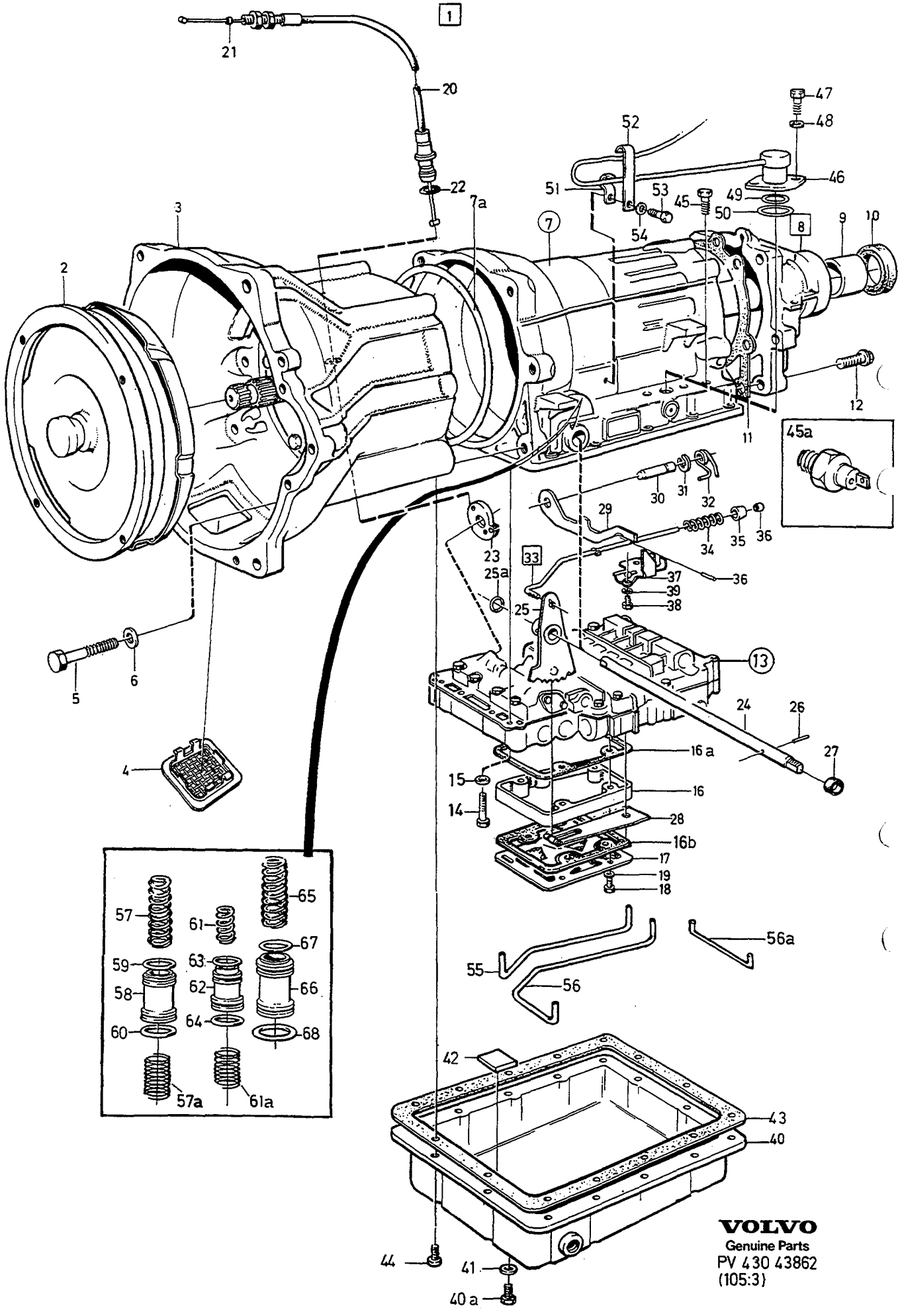

VOLVO
Genuine Parts
PV 430 43862
(105:3)

A	1208532
B	1208533
C	1208534
D	
E	

AUTOMATIC GEARBOX — AUTOMATVÄXELLÅDA

Group / Grupp 43

Page / Sida 647

AW71

Fig	Part No. / Artikel nr	Quantity / Antal A	B	C	D	E	PS	Description	Benämning	Notes / Anmärkning	SR
1	1208532-0	1	-	-	-	-		Automatic gearbox	Automatväxellåda		5
	1208533-8	-	1	-	-	-		Automatic gearbox	Automatväxellåda		5
	1208534-6	-	-	1	-	-		Automatic gearbox	Automatväxellåda		5
2	1340134-4	1	1	1	-	-		•Torque converter	•Momentomvandlare		4
3	1340133-6	1	1	1	-	-		•Converter housing	•Momentomvandlarkåpa		5
4	1233328-2	2	2	2	-	-		•Safety net	•Skyddsnät	(1233002)	5
5	1239691-7	4	4	4	-	-		•Screw	•Skruv	LG 118 mm	3
	1239690-9	2	2	2	-	-		•Screw	•Skruv	LG 98 mm	3
6	941908-6	4	4	4	-	-		•Spring washer	•Fjäderbricka	D1 10.5 mm	2
	940280-1	2	2	2	-	-		•Spring washer	•Fjäderbricka	D1 13.5 mm	2
7		-	-	-	-	-	NS	•Gearbox housing	•Växellådshus		
		-	-	-	-	-		••Pump housing - clutch housing overdrive	••Pumphus- kopplingshus överväxel	SEE 43•651	
		-	-	-	-	-		••Centre wall - planet gear - output shaft	••Mellangavel- planetväxel- utgående axel	SEE 43•657	
7a	6814812-1	1	1	1	-	-		•Sealing ring	•Tätningsring	(1239689)	3
8	1239682-6	1	1	1	-	-		•Housing, rear	•Hus, bakre		5
9	235878-6	1	1	1	-	-		••Bushing	••Bussning		3
10	235728-3	1	1	1	-	-	IK	•Sealing ring	•Tätningsring		3
11	3520331-4	1	1	1	-	-	IK	•Gasket	•Packning	(1233137)	3
12	1239883-0	4	4	4	-	-		•Screw	•Skruv	M10x45mm. ALTER 1	4
	1239883-0	3	3	3	-	-		•Screw	•Skruv	M10x45mm. ALTER 2	4
	6814808-9	1	1	1	-	-		•Screw with seal	•Skruv med tätning	M10x45mm. ALTER 2	4
	1239884-8	2	2	2	-	-		•Screw	•Skruv	M10x35mm	4
13	3502192-2	1	-	-	-	-		•Control system ••SEE 43•663	•Kontrollsystem ••SEE 43•663		4
	3502193-0	-	1	-	-	-		•Control system ••SEE 43•663	•Kontrollsystem ••SEE 43•663		4
	3502194-8	-	-	1	-	-		•Control system ••SEE 43•663	•Kontrollsystem ••SEE 43•663		4
14	955272-0	2	2	2	-	-		•Screw	•Skruv	LG 20 mm	2
	955274-6	2	2	2	-	-		•Screw	•Skruv	LG 25 mm	2
	955275-3	5	5	5	-	-		•Screw	•Skruv	LG 30 mm	2
	955276-1	3	3	3	-	-		•Screw	•Skruv	LG 35 mm	2
	940101-9	1	1	1	-	-		•Screw	•Skruv	LG 40 mm	2
	1239826-9	1	1	1	-	-		•Screw	•Skruv	LG 47 mm	3
	955279-5	3	3	3	-	-		•Screw	•Skruv	LG 55 mm	2
15	941906-0	17	17	17	-	-		•Spring washer	•Fjäderbricka		2
16	1340136-9	1	1	1	-	-		•Intermediate section	•Mellanstycke		5
☆ 16a	3520329-8	1	1	1	-	-	IK	•Gasket	•Packning	(1239828)	2
☆ 16b	3520329-8	1	1	1	-	-	IK	•Gasket	•Packning	(1239828)	2
17	1239829-3	1	1	1	-	-		•Oil strainer	•Oljesil		5
18	955249-8	5	5	5	-	-		•Screw	•Skruv	LG 25 mm	2
19	941905-2	5	5	5	-	-		•Spring washer	•Fjäderbricka		2
20	1377680-2	1	1	1	-	-		•Control cable	•Reglagewire		4
21		1	1	1	-	-	NS	•Cable stop	•Wirestopp		
22	1233141-9	1	1	1	-	-	IK	•O-ring	•O-ring		3
23		1	1	1	-	-		•Cam	•Kam	SEE 43•663	
24	1239744-4	1	1	1	-	-		•Shaft	•Axel		4
25	1239936-6	1	1	1	-	-		•Gear selector cam	•Växelväljarkam		3
25a	1239658-6	1	1	1	-	-	IK	••Sleeve	••Hylsa		4
26	1239832-7	1	1	1	-	-		•Lock pin	•Låspinne		3
27	1233064-3	2	2	2	-	-	IK	•Sealing ring	•Tätningsring		3
	1239658-6	1	1	1	-	-		•Sleeve	•Hylsa		4
28		1	1	1	-	-		•Locking spring	•Spärrfjäder	SEE 43•663	
29	1239880-6	1	1	1	-	-		•Parking pawl	•Parkeringsspärr		3
30	1233116-1	1	1	1	-	-		•Bearing bolt	•Lagerbult		3
31	1233117-9	1	1	1	-	-		•Retaining ring	•Spårring		3
32	1239750-1	1	1	1	-	-		•Torsion spring	•Vridfjäder		3
33	1239662-8	1	1	1	-	-		•Push rod	•Tryckstång		4
		1	1	1	-	-	NS	••Push rod	••Tryckstång		
34	1233121-1	1	1	1	-	-		••Spring	••Fjäder		4

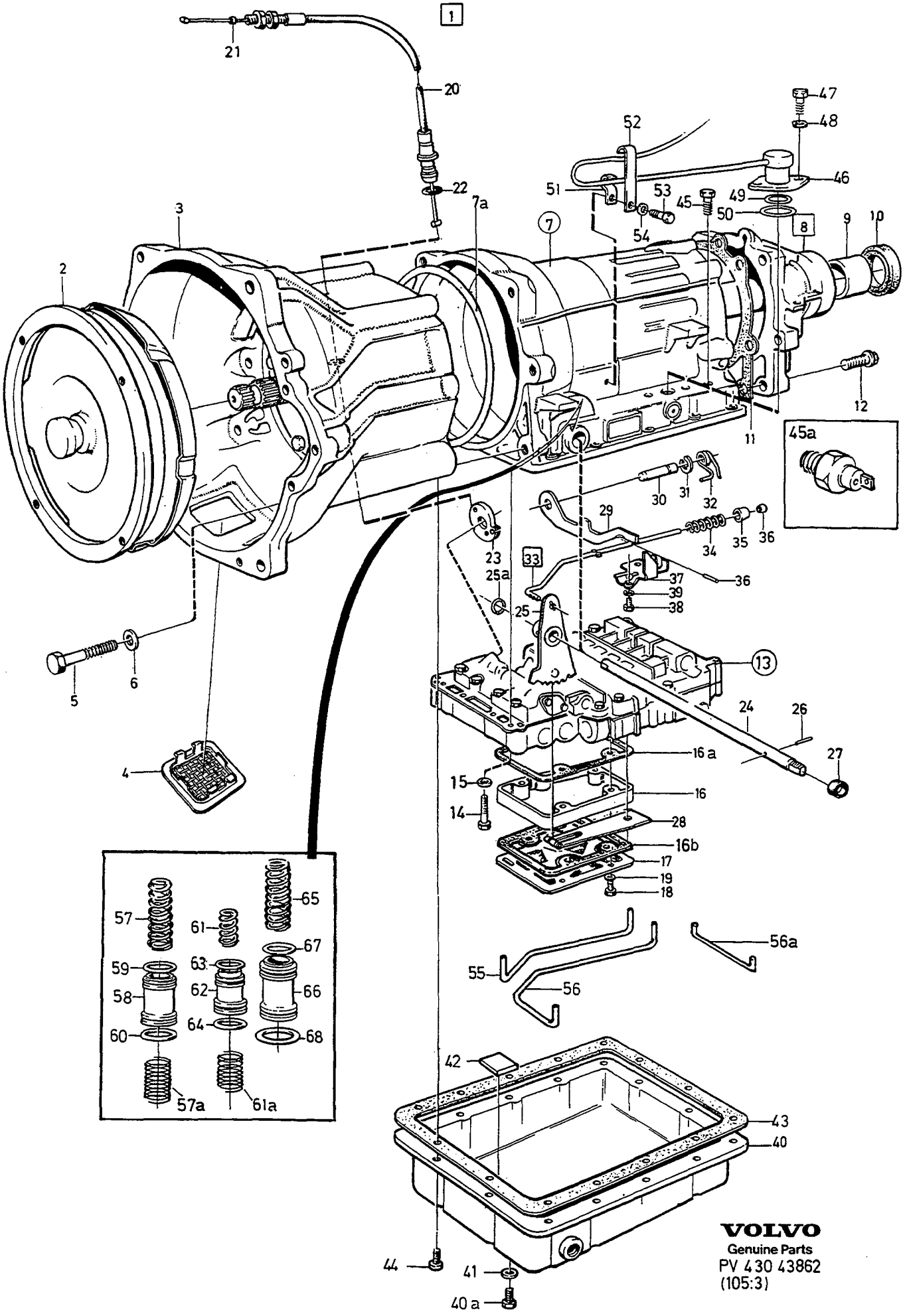

VOLVO
Genuine Parts
PV 430 43862
(105:3)

A	1208532
B	1208533
C	1208534
D	
E	

AUTOMATIC GEARBOX — AUTOMATVÄXELLÅDA

Group / Grupp: 43

Page / Sida: 649

AW71

Fig	Part No. / Artikel nr	Quantity / Antal A	B	C	D	E	PS	Description	Benämning	Notes / Anmärkning	SR
35		1	1	1	-	-	NS	••Thrust sleeve	••Tryckhylsa		
36		1	1	1	-	-	NS	••Stop ring	••Anslagsring		
37	1239885-5	1	1	1	-	-		•Lock plate	•Låsplatta		4
38	955271-2	2	2	2	-	-		•Screw	•Skruv		2
39	941906-0	2	2	2	-	-		•Spring washer	•Fjäderbricka		2
40	1233415-7	1	1	1	-	-		•Sump	•Oljesump		4
40a	1239961-4	1	1	1	-	-		•Plug	•Plugg		2
41	1239960-6	1	1	1	-	-		•Sealing ring	•Tätningsring		2
42	235739-0	1	1	1	-	-		•Magnet	•Magnet		4
43	1239683-4	1	1	1	-	-	IK	•Gasket	•Packning		5
44	*(1233214)*	14	14	14	-	-	SP	•Screw	•Skruv	REPL 1 PCS 955271-2, 1 PCS 941906-0.	
45		1	1	1	-	-	NS	•Plug	•Propp		
45a	3502078-3	-	1	1	-	-		•Contact	•Kontakt		3
46	1239680-0	1	-	-	-	-		•Solenoid	•Solenoid		3
	3502079-1	-	1	1	-	-		•Solenoid	•Solenoid		3
☆ 47	949734-8	2	2	2	-	-		•Screw	•Skruv	(955294)	2
48	941907-8	2	2	2	-	-		•Spring washer	•Fjäderbricka		2
49	1239834-3	1	1	1	-	-	IK	•O-ring	•O-ring		3
50	1239835-0	1	1	1	-	-	IK	•O-ring	•O-ring		3
51	1239699-0	1	1	1	-	-		•Clamp	•Klamma		4
52	1239697-4	1	1	1	-	-		•Clamp	•Klamma		4
53	955268-8	1	1	1	-	-		•Screw	•Skruv	LG 10 mm	2
54	941906-0	1	1	1	-	-		•Spring washer	•Fjäderbricka		2
55	1340038-7	1	1	1	-	-		•Pipe C1	•Rör C1		3
56	1239821-0	1	1	1	-	-		•Tube B0	•Rör B0		3
56a	3502173-2	-	1	1	-	-		•Pipe	•Rör		4
57	3502174-0	1	1	-	-	-		•Spring 2nd, B2	•Fjäder 2:an, B2		4
	3502175-7	-	-	1	-	-		•Spring 2nd, B2	•Fjäder 2:an, B2		4
57a	1340131-0	-	-	1	-	-		•Spring	•Fjäder		4
58	1239823-6	1	1	-	-	-		•Piston 2nd	•Kolv 2:AN		4
	1340127-8	-	-	1	-	-		•Piston 2nd	•Kolv 2:AN		4
59	1239577-8	1	1	1	-	-	IK	•O-ring	•O-ring		3
60	1239578-6	1	1	1	-	-	IK	•O-ring	•O-ring		3
61	1340128-6	1	1	-	-	-		•Spring 3rd, C2	•Fjäder 3:an, C2		4
	1340062-7	-	-	1	-	-		•Spring 3rd, C2	•Fjäder 3:an, C2		4
61a	3502176-5	1	1	-	-	-		•Spring 3rd, C2	•Fjäder 3:an, C2		4
	1340063-5	-	-	1	-	-		•Spring 3rd, C2	•Fjäder 3:an, C2		4
62	1340064-3	1	1	1	-	-		•Piston 3rd	•Kolv 3:AN		4
63	1239581-0	1	1	1	-	-	IK	•O-ring	•O-ring		3
64	1239582-8	1	1	1	-	-	IK	•O-ring	•O-ring		3
65	1340060-1	1	1	1	-	-		•Spring 1st, C1	•Fjäder 1:an, C1		4
66	1239584-4	1	1	1	-	-		•Piston 1st	•Kolv 1:AN		4
67	1239585-1	1	1	1	-	-	IK	•O-ring	•O-ring		3
68	1239582-8	1	1	1	-	-	IK	•O-ring	•O-ring		3
	273494-5	1	-	-	-	-		Sealing ring kit	Tätningsringsats		3
		1	1	1	-	-		Sealing kit	Tätningssats	SEE 43•657	
		1	1	1	-	-		Gasket kit	Packningsats	SEE 43•657	

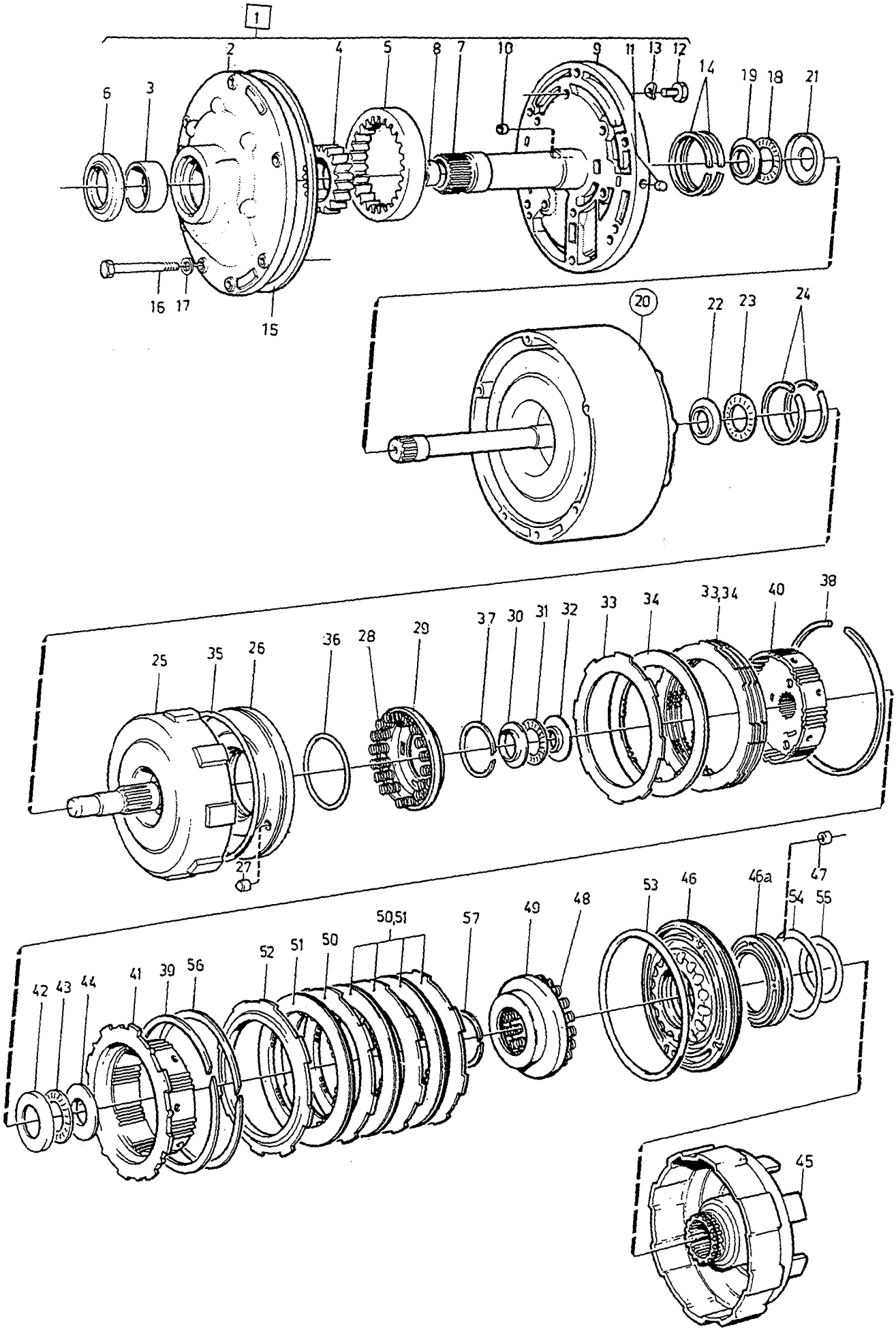

© VOLVO
Genuine Parts

A
B
C
D
E

AUTOMATIC GEARBOX, PUMP HOUSING - FRONT PLANET GEAR - CLUTCH HOUSING
AUTOMATVÄXELLÅDA, PUMPHUS-FRÄMRE PLANETVÄXEL-KOPPLINGSHUS

AW71

Group / Grupp 43
Page / Sida 651

Fig	Part No. / Artikel nr	Quantity / Antal A	B	C	D	E	PS	Description	Benämning	Notes / Anmärkning	SR
1	1239911-9	1	-	-	-	-		Pump	Pump		4
2		1	-	-	-	-	NS	• Pump housing	• Pumphus		
3		1	-	-	-	-	NS	• Bushing	• Bussning		
4		1	-	-	-	-	NS	• Drive gear	• Drivhjul		
5		1	-	-	-	-	NS	• Trailing wheel	• Löphjul		
6	1340096-5	1	-	-	-	-	IK	• Sealing ring	• Tätningsring	(1233009)	3
7		1	-	-	-	-	NS	• Stator shaft	• Statoraxel		
8		2	-	-	-	-	NS	• Bushing	• Bussning		
9		1	-	-	-	-	NS	• Cover	• Lock		
10		1	-	-	-	-	NS	• Plug	• Propp		
11		3	-	-	-	-	NS	• Plug	• Propp		
12	955271-2	6	-	-	-	-		• Screw	• Skruv		2
13	941906-0	6	-	-	-	-		• Spring washer	• Fjäderbricka		2
14	1239898-8	2	-	-	-	-	IK	• Sealing ring	• Tätningsring		3
15	1239673-5	1	-	-	-	-	IK	O-ring	O-ring		3
16	1239705-5	7	-	-	-	-		Screw	Skruv		3
17	1233270-6	7	-	-	-	-		Washer	Bricka		4
18	1233018-9	1	-	-	-	-		Bearing washer	Lagerbricka		3
19	1239915-0	1	-	-	-	-		Needle bearing	Nållager		3
20		1	-	-	-	-		Planet gear housing front, C0, B0	Planetväxelhus främre, C0, B0	SEE 43 • 655	
21	1239916-8	1	-	-	-	-		Bearing washer	Lagerbricka		3
22	1233018-9	1	-	-	-	-		Bearing washer	Lagerbricka		3
23	1233019-7	1	-	-	-	-		Needle bearing	Nållager		3
24	1239898-8	2	-	-	-	-	IK	Sealing ring	Tätningsring		3
25	1340055-1	1	-	-	-	-		Clutch body C1	Kopplingshus C1		4
26	1340056-9	1	-	-	-	-		Piston C1	Kolv C1		4
27		1	-	-	-	-	NS	• Ball valve	• Kulventil		
28	1340046-0	20	-	-	-	-		Return spring	Returfjäder		3
29	1239894-7	1	-	-	-	-		Retaining clip	Hållare		4
30	1233018-9	1	-	-	-	-		Bearing washer	Lagerbricka		3
31	1233019-7	1	-	-	-	-		Needle bearing	Nållager		3
32	1233031-2	1	-	-	-	-		Bearing washer	Lagerbricka		3
33	1233029-6	4	-	-	-	-		Steel disc C1	Stållamell C1		3
	1340057-7	1	-	-	-	-		Steel disc C1	Stållamell C1		3
34	1340058-5	5	-	-	-	-	IK	Friction disc C1	Friktionslamell C1		3
35	1239892-1	1	-	-	-	-	IK	O-ring	O-ring		3
36	1233024-7	1	-	-	-	-	IK	O-ring	O-ring		3
37	1233028-8	1	-	-	-	-		Retaining ring	Spårring		3
38	1340059-3	1	-	-	-	-		Retaining ring	Spårring		3
39	1239519-0	1	-	-	-	-		Retaining ring	Spårring		3
40	1340047-8	1	-	-	-	-		Clutch hub C1	Kopplingsnav C1		4
41	1239752-7	1	-	-	-	-		Clutch hub ingoing C2	Kopplingsnav ingående C2		4
42	1233035-3	1	-	-	-	-		Bearing washer	Lagerbricka		3
43	1233036-1	1	-	-	-	-		Needle bearing	Nållager		3
44	1233037-9	1	-	-	-	-		Bearing washer	Lagerbricka		3
45	1239895-4	1	-	-	-	-		Clutch body C2	Kopplingshus C2		4
46	1239922-6	1	-	-	-	-		Piston C2	Kolv C2		4
47		1	-	-	-	-	NS	• Ball valve	• Kulventil		
48	1340046-0	18	-	-	-	-		Return spring	Returfjäder		3
49	1239894-7	1	-	-	-	-		Retaining clip	Hållare		4
50	1239723-8	3	-	-	-	-		Steel disc C2	Stållamell C2		3
51	1239990-3	3	-	-	-	-	IK	Friction disc C2	Friktionslamell C2		3
52	1239756-8	1	-	-	-	-	IK	Pressure plate	Tryckplatta		3
53	1239892-1	1	-	-	-	-	IK	O-ring	O-ring		3
54	1233041-1	1	-	-	-	-	IK	O-ring	O-ring		3
55	1233024-7	2	-	-	-	-	IK	O-ring	O-ring		3
56	1239519-0	1	-	-	-	-		Retaining ring	Spårring		3
57	1233028-8	1	-	-	-	-		Retaining ring	Spårring		3
		1	-	-	-	-		Disc kit C1, C2	Lamellsats C1, C2	SEE 43 • 657	

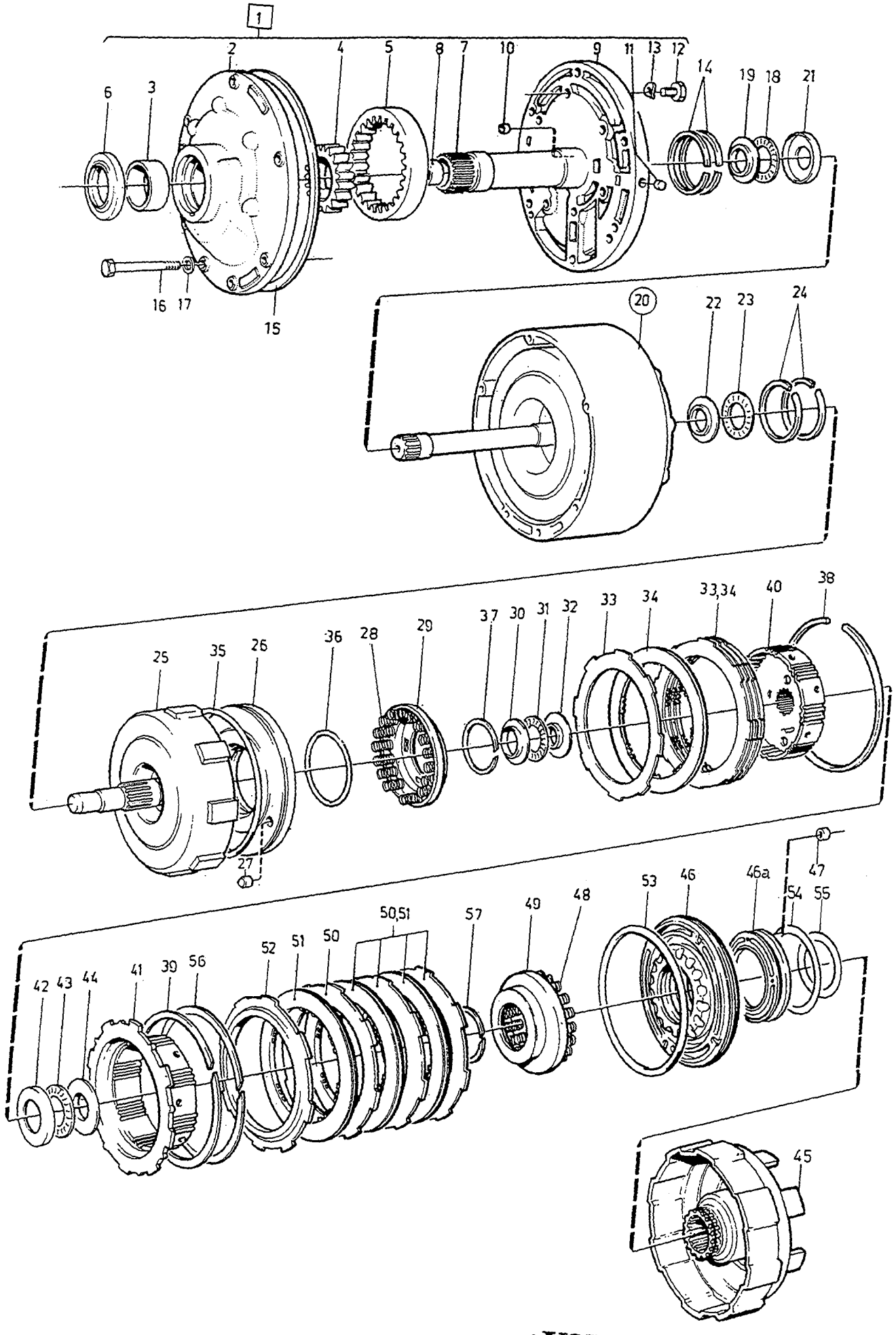

© VOLVO
Genuine Parts

A		AUTOMATIC GEARBOX, PUMP HOUSING - FRONT PLANET GEAR - CLUTCH HOUSING / AUTOMATVÄXELLÅDA, PUMPHUS-FRÄMRE PLANETVÄXEL-KOPPLINGSHUS	Group / Grupp 43
B			
C			
D			Page / Sida 653
E		AW71	

Fig	Part No. / Artikel nr	Quantity / Antal A	B	C	D	E	P S	Description	Benämning	Notes / Anmärkning	S R
		1	-	-	-	-		Sealing kit	Tätningssats	SEE 43 • 657	
		1	-	-	-	-		Gasket kit	Packningsats	SEE 43 • 657	

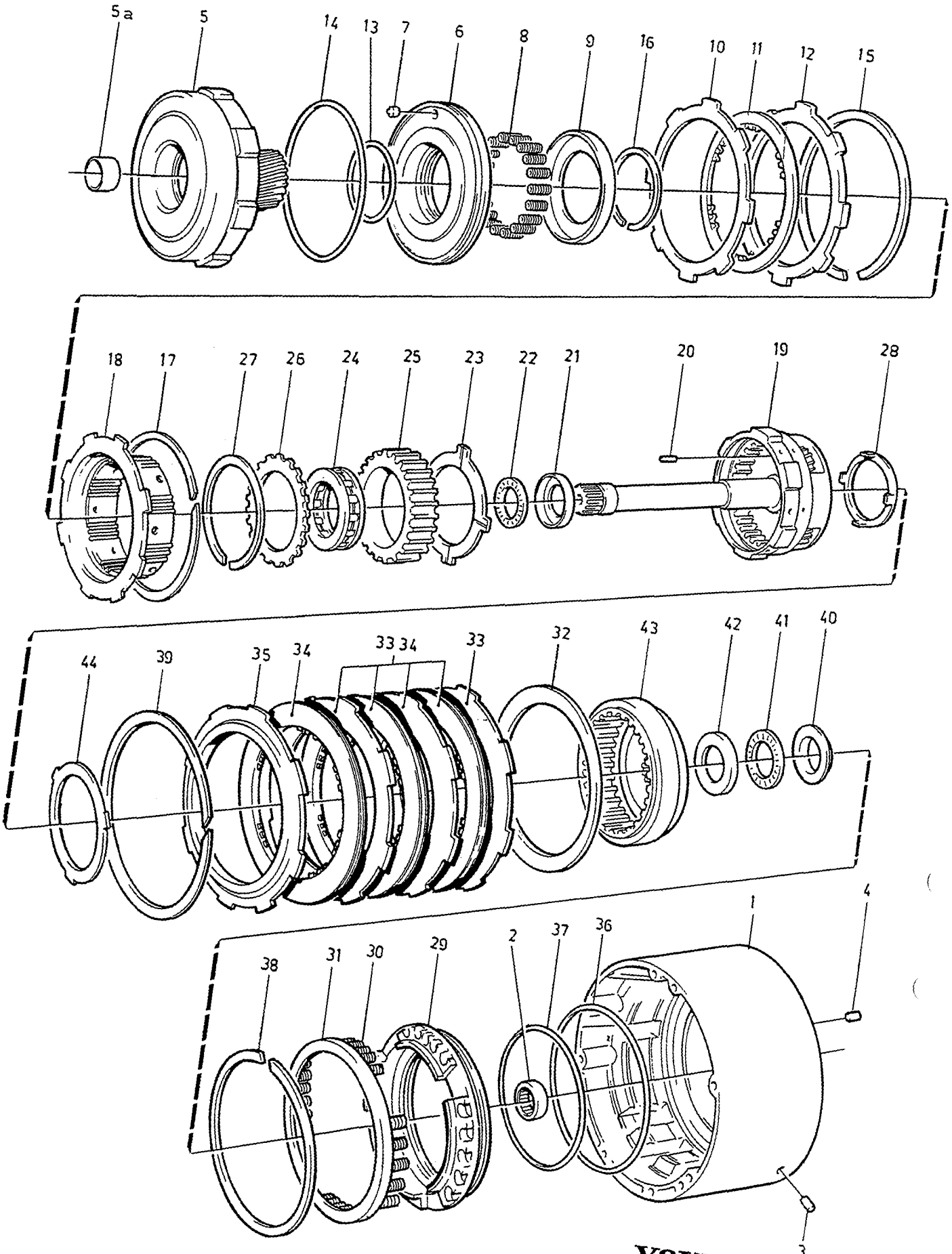

VOLVO
Genuine Parts
PV 435 58706

A
B
C
D
E

AUTOMATIC GEARBOX — AUTOMATVÄXELLÅDA
PLANET GEAR HOUSING — PLANETVÄXELHUS
OVERDRIVE — ÖVERVÄXEL

AW71

Group / Grupp 43
Page / Sida 655

Fig	Part No. / Artikel nr	Quantity / Antal A	B	C	D	E	PS	Description	Benämning	Notes / Anmärkning	SR
1	1340042-9	1	-	-	-	-		Gear housing	Växelhus		4
								Overdrive	Överväxel		
2	1239696-6	1	-	-	-	-		•Needle bearing	•Nållager		3
3		2	-	-	-	-	NS	•Plug	•Plugg		
4		1	-	-	-	-	NS	•Plug	•Plugg		
5	1239913-5	1	-	-	-	-		Clutch housing C0	Kopplingslåda C0		4
								Sun gear	Solhjul		
5a		2	-	-	-	-	NS	•Bushing	•Bussning		
6	3502186-4	1	-	-	-	-		Piston C0	Kolv C0		4
7		1	-	-	-	-	NS	•Ball valve	•Kulventil		
8	1340046-0	18	-	-	-	-		Return spring	Returfjäder		3
9	1239722-0	1	-	-	-	-		Retainer	Hållare		4
10	1239525-7	1	-	-	-	-	IK	Pressure plate C0	Tryckplatta C0		3
11	1239990-3	1	-	-	-	-	IK	Friction disc C0	Friktionslamell C0		3
12	3502188-0	1	-	-	-	-	IK	Pressure plate C0	Tryckplatta C0		3
13	1233024-7	1	-	-	-	-	IK	O-ring	O-ring		3
14	1239892-1	1	-	-	-	-	IK	O-ring	O-ring		3
15	1239517-4	1	-	-	-	-		Retaining ring	Spårring		3
16	1233050-2	1	-	-	-	-		Retaining ring	Spårring		3
17	1239726-1	1	-	-	-	-		Retaining ring	Spårring		3
18	3502189-8	1	-	-	-	-		Hub B0	Nav B0		4
19	1239968-9	1	-	-	-	-		Planetary gear	Planetväxel		4
								Input shaft	Primäraxel		
20	1239877-2	4	-	-	-	-		•Plug	•Plugg		3
21	1239727-9	1	-	-	-	-		Bearing washer	Lagerbricka		3
22	1239706-3	1	-	-	-	-		Needle bearing	Nållager		3
23	1239709-7	1	-	-	-	-		Thrust washer	Tryckbricka		3
24	1239711-3	1	-	-	-	-		Freewheel	Frihjul		4
25	1239710-5	1	-	-	-	-		Cup	Ytterring		4
26	1239712-1	1	-	-	-	-		Thrust washer	Tryckbricka		4
27	1239713-9	1	-	-	-	-		Retaining ring	Spårring		3
28	1239729-5	1	-	-	-	-		Thrust washer	Tryckbricka		3
29	1340137-7	1	-	-	-	-		Piston B0	Kolv B0		4
30	1233026-2	20	-	-	-	-	IK	Return spring	Returfjäder		3
31	1239735-2	1	-	-	-	-		Retaining clip	Hållare		4
32	1239737-8	1	-	-	-	-		Spring clutch disc B0	Fjäderlamell B0		3
33	1239738-6	3	-	-	-	-		Steel disc B0	Stållamell B0		3
34	1239992-9	3	-	-	-	-	IK	Friction disc B0	Friktionslamell B0		3
35	1340023-9	1	-	-	-	-		Pressure plate B0	Tryckplatta B0		3
36	1239734-5	1	-	-	-	-	IK	O-ring	O-ring		3
37	1239733-7	1	-	-	-	-	IK	O-ring	O-ring		3
38	1239736-0	1	-	-	-	-		Retaining ring	Spårring		3
39	1239736-0	1	-	-	-	-		Retaining ring	Spårring		3
40	1233037-9	1	-	-	-	-		Bearing washer	Lagerbricka		3
41	1233036-1	1	-	-	-	-		Needle bearing	Nållager		3
42	1239731-1	1	-	-	-	-		Bearing washer	Lagerbricka		3
43	*(1239728)*	1	-	-	-	-	SP	Ring gear	Ringhjul	REPL 1PCS 3502459-5, 1 PCS 3502458-7	4
44	1239730-3	1	-	-	-	-		Bearing washer	Lagerbricka		3
		1	-	-	-	-		Disc kit C0, B0	Lamellsats C0, B0	SEE 43•657	
		1	-	-	-	-		Sealing kit	Tätningssats	SEE 43•657	
		1	-	-	-	-		Gasket kit	Packningsats	SEE 43•657	

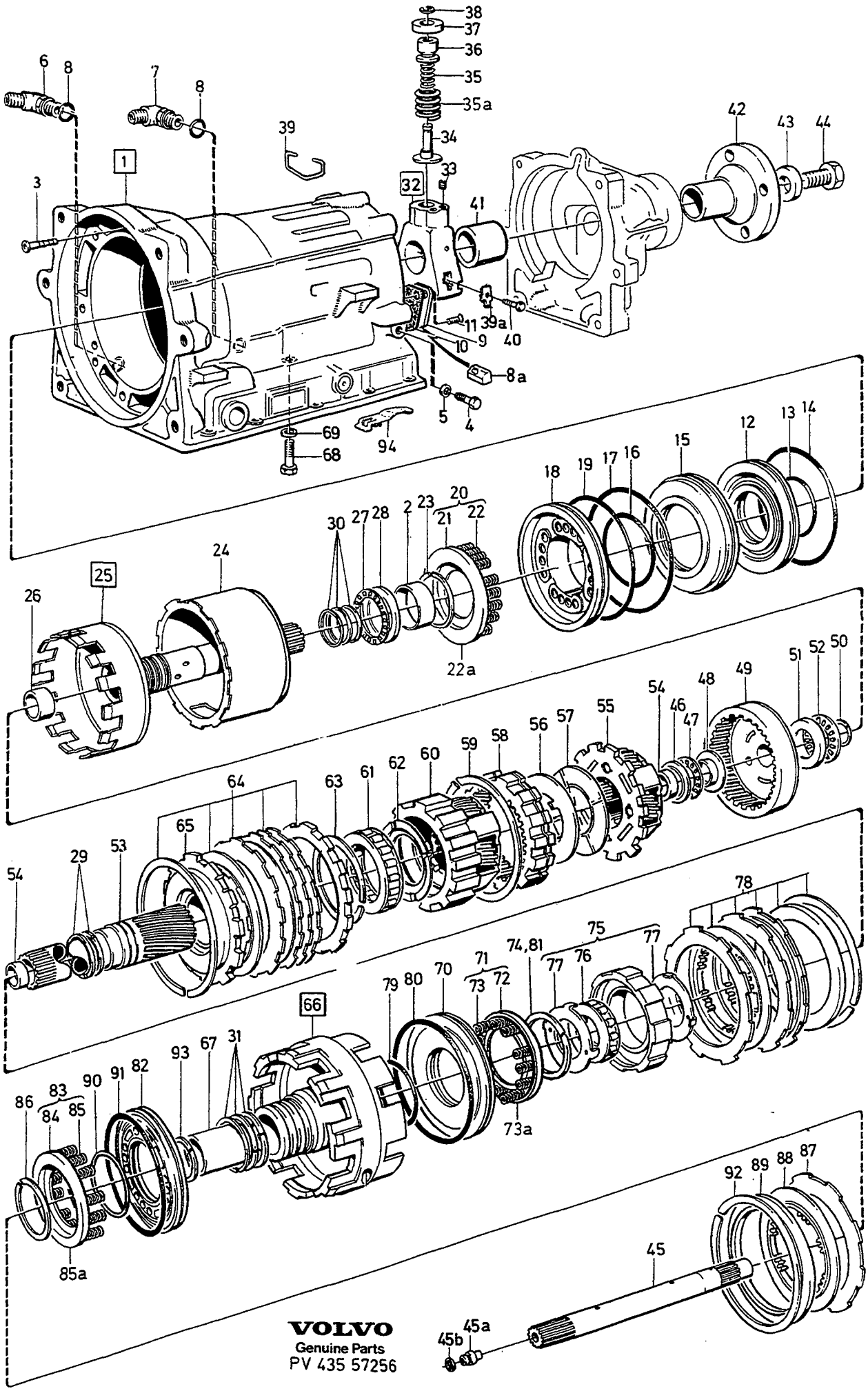
VOLVO
Genuine Parts
PV 435 57256

A
B
C
D
E

AUTOMATIC GEARBOX, PLANETARY DRIVE AND HAUSING CENTRE WALL-OUTPUT SHAFT

AUTOMATVÄXELLÅDA, HUS MED PLANETVÄXEL, MELLANGAVEL-UTGÅENDE AXEL

AW71

Group / Grupp 43

Page / Sida 657

Fig	Part No. Artikel nr	Quantity / Antal A	B	C	D	E	P S	Description	Benämning	Notes Anmärkning	S R
1	1239741-0	1	-	-	-	-		Housing	Hus		5
2		1	-	-	-	-	NS	• Bushing	• Bussning		
3	1239745-1	1	-	-	-	-		Nipple	Nippel		3
4	1233066-8	1	-	-	-	-		Plug	Propp		3
5	1233068-4	3	-	-	-	-	IK	• O-ring	• O-ring		3
6	1239669-3	1	-	-	-	-		Connector	Anslutning		4
7	1239669-3	1	-	-	-	-		Connector	Anslutning		4
8	1233071-8	2	-	-	-	-	IK	• O-ring	• O-ring		3
8a	1239831-9	1	-	-	-	-		Oil strainer	Oljesil		3
9	1233074-2	1	-	-	-	-		Cover plate	Täckplåt		4
10		1	-	-	-	-	KN	Gasket	Packning		
11	969737-6	3	-	-	-	-		Screw	Skruv	(956203)	2
12	1233105-4	1	-	-	-	-		Piston, rear B3	Kolv, bakre B3		4
13	1233024-7	1	-	-	-	-	IK	O-ring inner	O-ring inre		3
14	1233106-2	1	-	-	-	-	IK	O-ring outer	O-ring yttre		3
15	1233107-0	1	-	-	-	-		Sleeve	Hylsa		4
16	1233108-8	1	-	-	-	-	IK	O-ring inner	O-ring inre		3
17	1233109-6	1	-	-	-	-	IK	O-ring outer	O-ring yttre		3
18	1233110-4	1	-	-	-	-		Piston, front B3	Kolv, främre B3		4
19	1233025-4	1	-	-	-	-	IK	O-ring outer	O-ring yttre		3
20	273489-5	1	-	-	-	-		Spring kit B3	Fjädersats B3		4
21	1233049-4	1	-	-	-	-	IK	• Retaining clip	• Hållare		4
22	1233026-2	16	-	-	-	-	IK	• Return spring	• Returfjäder		3
22a	6814815-4	1	-	-	-	-		Retainer	Hållare		4
23	1233050-2	1	-	-	-	-	IK	• Retaining ring	• Spårring		3
24	1239784-0	1	-	-	-	-		Take-up sleeve	Ansättningshylsa		4
25	1239782-4	1	-	-	-	-		Third shaft	Tertiäraxel		5
26		1	-	-	-	-	NS	• Bushing	• Bussning		
27	1233103-9	1	-	-	-	-	IK	Needle bearing	Nållager		3
28	1233104-7	1	-	-	-	-	IK	Bearing washer	Lagerbricka		3
		1	-	-	-	-	NS	Sealing ring kit	Tätningsringsats		
29	1239770-9	2	-	-	-	-	IK	• Sealing ring	• Tätningsring		3
30	1233102-1	3	-	-	-	-	IK	• Sealing ring	• Tätningsring		3
31	1239898-8	3	-	-	-	-	IK	• Sealing ring	• Tätningsring		3
32	3502454-6	1	-	-	-	-		• Regulator	• Regulator		4
		1	-	-	-	-	NS	• Regulator housing	• Regulatorhus		
33		2	-	-	-	-	NS	• Plug	• Propp		
34		1	-	-	-	-	NS	• Handle	• Skaft		
35		1	-	-	-	-	NS	• Spring	• Fjäder		
36		1	-	-	-	-	NS	• Valve	• Ventil		
37		1	-	-	-	-	NS	• Weight	• Vikt		
38	1233132-8	1	-	-	-	-		• Retaining ring	• Spårring		3
39	1239555-4	1	-	-	-	-		Lock spring	Låsfjäder		3
39a	1239788-1	1	-	-	-	-		Washer	Bricka		4
40	955248-0	1	-	-	-	-		Screw	Skruv		2
41	1239789-9	1	-	-	-	-		Spacer sleeve	Distanshylsa		4
42	1233402-5	1	-	-	-	-		Companion flange	Medbringare		4
43	190772-4	1	-	-	-	-		Washer	Bricka		2
44	955340-5	1	-	-	-	-		Screw	Skruv	ALTER 1	2
	970970-0	1	-	-	-	-		Screw	Skruv	ALTER 2	2
45	1239970-5	1	-	-	-	-		Countershaft	Mellanaxel		4
45a		1	-	-	-	-	NS	• Plug	• Plugg		
45b	1239780-8	1	-	-	-	-		• Sealing ring	• Tätningsring		3
46	1233018-9	1	-	-	-	-	IK	Bearing washer	Lagerbricka		3
47	1233019-7	1	-	-	-	-	IK	Needle bearing	Nållager		3
48	1233031-2	1	-	-	-	-	IK	Bearing washer	Lagerbricka		3
49	1239781-6	1	-	-	-	-		Ring gear	Ringhjul		4
50	1233098-1	1	-	-	-	-	IK	Retaining ring	Spårring		3
51	1233035-3	1	-	-	-	-	IK	Bearing washer	Lagerbricka		3
52	1233036-1	1	-	-	-	-	IK	Needle bearing	Nållager		3
53	1239767-5	1	-	-	-	-		Sun gear shaft	Solhjulsaxel		4

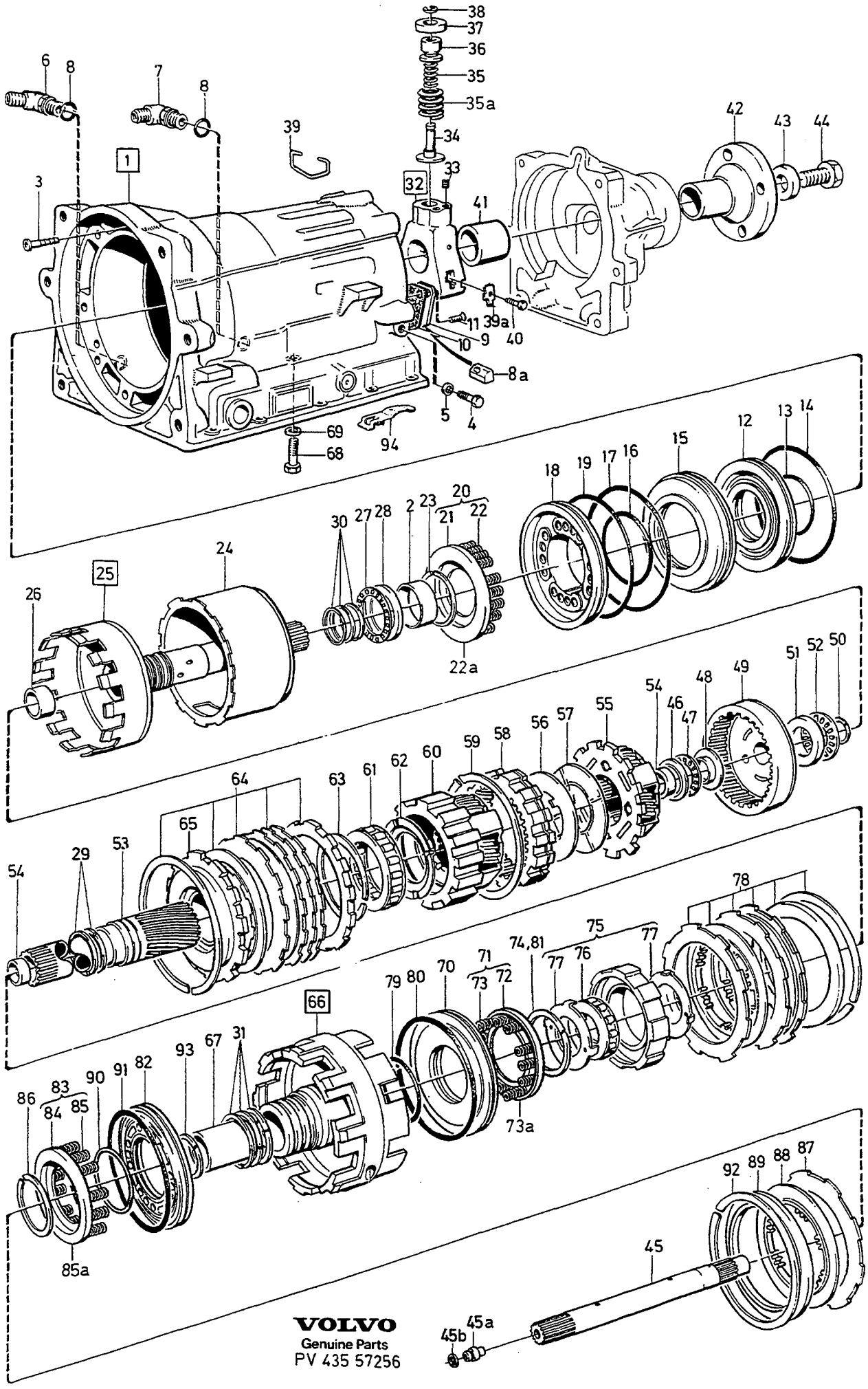
VOLVO
Genuine Parts
PV 435 57256

A
B
C
D
E

AUTOMATIC GEARBOX, PLANETARY DRIVE AND HAUSING CENTRE WALL-OUTPUT SHAFT

AUTOMATVÄXELLÅDA, HUS MED PLANETVÄXEL, MELLANGAVEL-UTGÅENDE AXEL

AW71

Group / Grupp 43

Page / Sida 659

Fig	Part No. / Artikel nr	Quantity / Antal A	B	C	D	E	P S	Description	Benämning	Notes / Anmärkning	S R
54		2	-	-	-	-	NS	• Bushing	• Bussning		
55	1239778-2	1	-	-	-	-		Planetary gear, rear	Planetväxel, bakre		4
56	1239776-6	1	-	-	-	-	IK	Thrust washer nylon	Tryckbricka nylon		3
57	1239775-8	1	-	-	-	-		Thrust washer steel	Tryckbricka stål		3
58	1239777-4	1	-	-	-	-		Ring gear	Ringhjul		4
59	1233091-6	1	-	-	-	-		Retaining ring	Spårring		3
60	1239772-5	1	-	-	-	-		Planetary gear	Planetväxel		4
61		1	-	-	-	-	NS	Freewheel kit	Frihjulsats		
	1239774-1	1	-	-	-	-	IK	• Freewheel	• Frihjul		4
62	1239773-3	1	-	-	-	-	IK	• Thrust washer nylon	• Tryckbricka nylon		3
63	1233089-0	1	-	-	-	-	IK	• Retaining ring	• Spårring		3
64		1	-	-	-	-	KN	Disc kit B3	Lamellsats B3		
	1239537-2	1	-	-	-	-	IK	• Pressure plate	• Tryckplatta		3
☆	6814809-7	4	-	-	-	-	IK	• Steel disc	• Stållamell	(1233081)	3
	6814810-5	5	-	-	-	-	IK	• Friction disc	• Friktionslamell	(1239536)	3
	1233084-1	1	-	-	-	-		• Retaining ring	• Spårring		3
65	1239771-7	1	-	-	-	-		Inner race	Innerring		3
66	1239920-0	1	-	-	-	-		Clutch body	Kopplingshus		4
67		1	-	-	-	-	NS	• Bushing	• Bussning		
68	955299-3	2	-	-	-	-		Screw	Skruv	(1233226)	2
69	1233227-6	2	-	-	-	-		Lock washer	Låsbricka		3
70	1239759-2	1	-	-	-	-		Piston B2	Kolv B2		4
71	273489-5	1	-	-	-	-		Spring kit B2	Fjädersats B2		4
72	1233049-4	1	-	-	-	-	IK	• Retaining clip	• Hållare		4
73	1233026-2	12	-	-	-	-	IK	• Return spring	• Returfjäder		3
73a	6814814-7	1	-	-	-	-		Retainer	Hållare		4
74	1233050-2	1	-	-	-	-	IK	• Retaining ring	• Spårring		3
75	1239764-2	1	-	-	-	-		Brake hub B2	Bromsnav B2		4
76		1	-	-	-	-	NS	• Freewheel	• Frihjul		
77		2	-	-	-	-	NS	• Retainer	• Hållare		
78		1	-	-	-	-	KN	Disc kit B2	Lamellsats B2		
	1340039-5	1	-	-	-	-	IK	• Steel disc	• Stållamell		3
	3502190-6	2	-	-	-	-	IK	• Steel disc	• Stållamell		3
	3502191-4	3	-	-	-	-	IK	• Friction disc	• Friktionslamell		3
	1239762-6	1	-	-	-	-	IK	• Pressure plate	• Tryckplatta		3
	1239519-0	1	-	-	-	-	IK	• Retaining ring	• Spårring		3
79	1233024-7	1	-	-	-	-	IK	• O-ring inner	• O-ring inre		3
80	1239760-0	1	-	-	-	-	IK	• O-ring outer	• O-ring yttre		3
81	1233050-2	1	-	-	-	-	IK	• Retaining ring	• Spårring		3
82	1239528-1	1	-	-	-	-		Piston B1	Kolv B1		4
83	273489-5	1	-	-	-	-		Spring kit B1	Fjädersats B1		4
84	1233049-4	1	-	-	-	-	IK	• Retaining clip	• Hållare		4
85	1233026-2	20	-	-	-	-	IK	• Return spring	• Returfjäder		3
85a	6814813-9	1	-	-	-	-		Retainer with spring	Hållare med fjäder		4
86	1233050-2	1	-	-	-	-	IK	• Retaining ring	• Spårring		3
		1	-	-	-	-	KN	Disc kit B1	Lamellsats B1		
87	1340028-8	1	-	-	-	-	IK	• Steel disc	• Stållamell		3
88	1377647-1	1	-	-	-	-	IK	• Friction disc	• Friktionslamell		3
89	1239525-7	1	-	-	-	-	IK	• Pressure plate	• Tryckplatta		3
90	1233024-7	1	-	-	-	-	IK	• O-ring inner	• O-ring inre		3
91	1233025-4	1	-	-	-	-	IK	• O-ring outer	• O-ring yttre		3
92	1239519-0	1	-	-	-	-	IK	• Retaining ring	• Spårring		3
93	1239763-4	1	-	-	-	-		Retaining ring	Spårring		5
☆ 94	3549644-7	1	-	-	-	-		Damping spring	Dämpfjäder		3
☆	271292-5	1	-	-	-	-		Gasket kit	Packningsats	(270149)	3
	273489-5	3	-	-	-	-		Spring kit B1, B2, B3	Fjädersats B1, B2, B3		4

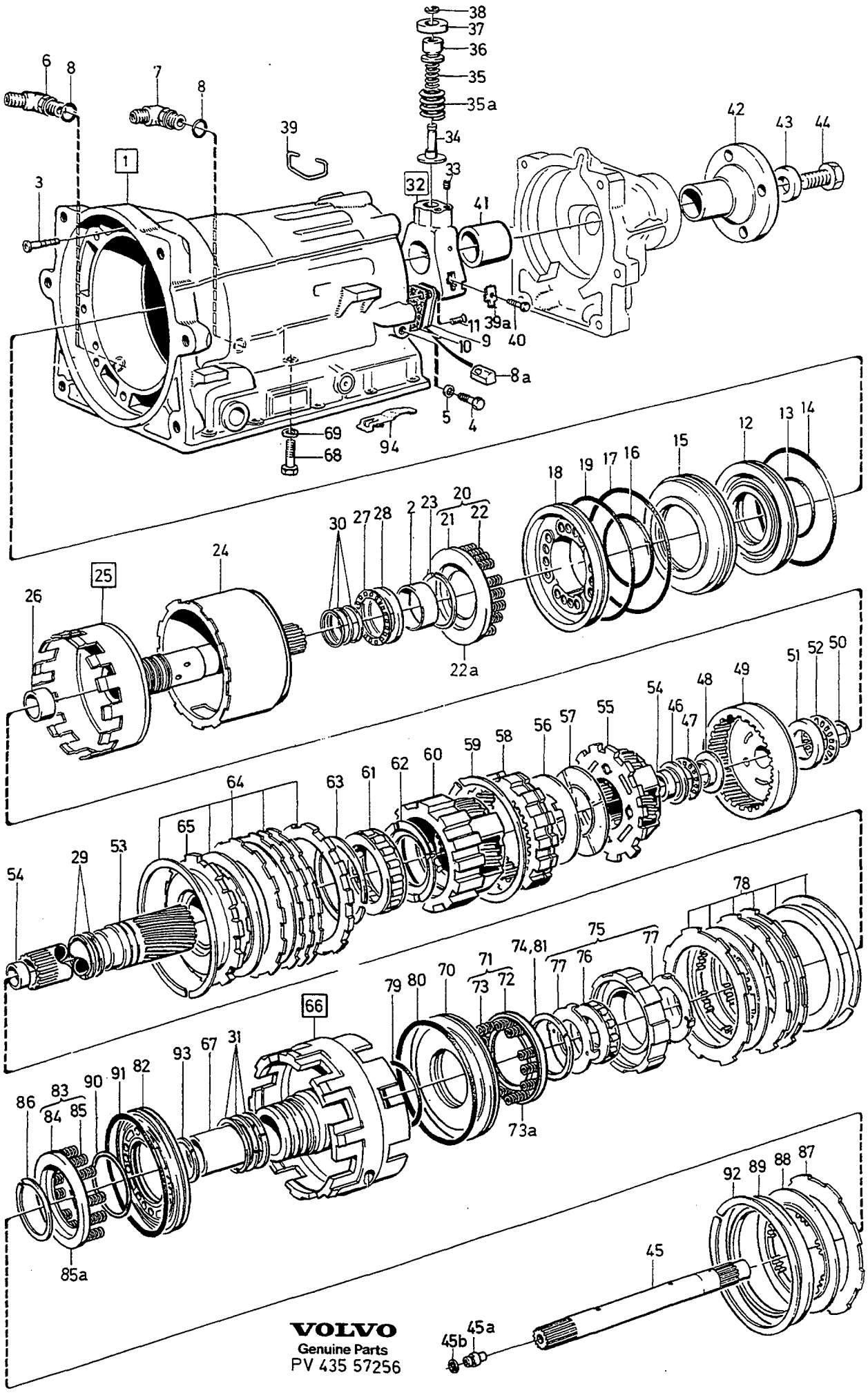

VOLVO
Genuine Parts
PV 435 57256

A
B
C
D
E

AUTOMATIC GEARBOX, PLANETARY DRIVE AND HAUSING CENTRE WALL-OUTPUT SHAFT

AUTOMATVÄXELLÅDA, HUS MED PLANETVÄXEL, MELLANGAVEL-UTGÅENDE AXEL

AW71

Group / Grupp 43

Page / Sida 661

Fig	Part No. / Artikel nr	Quantity / Antal A	B	C	D	E	PS	Description	Benämning	Notes / Anmärkning	SR
	270150-6	1	-	-	-	-		Overhaul kit ..... B0, B1, B2, B3, C0, C1, C2.	Renoveringssats ..... B0, B1, B2, B3, C0, C1, C2.	1) SEE 43•681	3
		1	-	-	-	-	NS	•Sealing kit	•Tätningssats		
		1	-	-	-	-	NS	•Disc kit C0, B0	•Lamellsats C0, B0		
		1	-	-	-	-	NS	•Disc kit C2	•Lamellsats C2		
		1	-	-	-	-	NS	•Disc kit C1	•Lamellsats C1		

1) EXC AW71: 1208414, 1208417, 1208532, 1208533, 1208534, 1208642, 1208643.

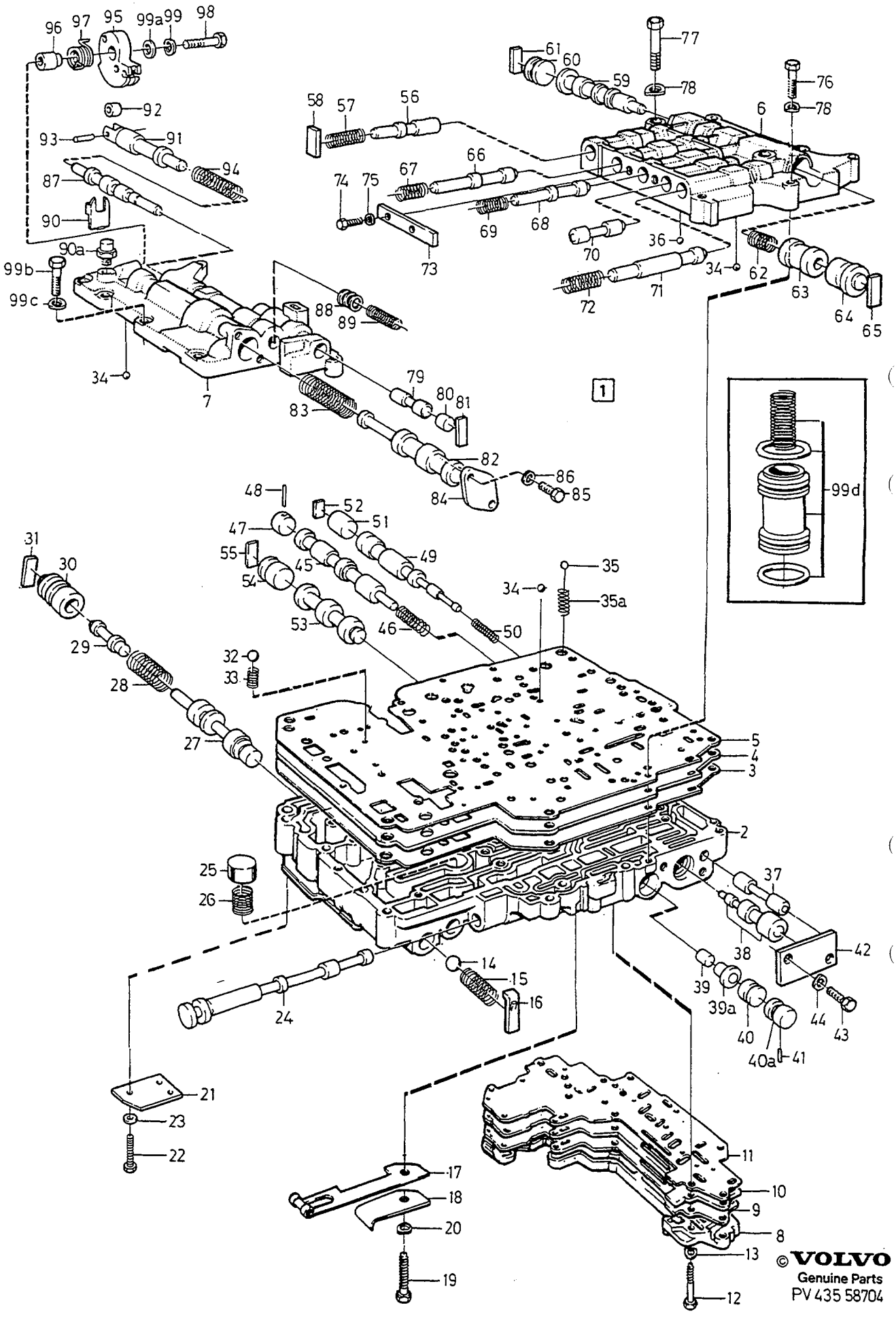

© VOLVO
Genuine Parts
PV 435 58704

A	3502192
B	3502193
C	3502194
D	
E	

CONTROL SYSTEM — KONTROLLSYSTEM

Group / Grupp 43

Page / Sida 663

AW71

Fig	Part No. / Artikel nr	Quantity / Antal A	B	C	D	E	PS	Description	Benämning	Notes / Anmärkning	SR
1	3502192-2	1	-	-	-	-		Control system	Kontrollsystem		4
	3502193-0	-	1	-	-	-		Control system	Kontrollsystem		4
	3502194-8	-	-	1	-	-		Control system	Kontrollsystem		4
2		1	-	-	-	-	NS	• Valve housing lower	• Ventilhus undre		
		-	1	1	-	-	NS	• Valve housing lower	• Ventilhus undre		
3		1	1	1	-	-	KN	• Gasket	• Packning		
4		1	1	-	-	-	NS	• Distribution plate	• Fördelningsplåt		
		-	-	1	-	-	NS	• Distribution plate	• Fördelningsplåt		
5		1	1	1	-	-	KN	• Gasket	• Packning		
6		1	1	-	-	-	NS	• Valve housing upper, rear	• Ventilhus övre, bakre		
		-	-	1	-	-	NS	• Valve housing upper, rear	• Ventilhus övre, bakre		
7	1340084-1	1	1	1	-	-		• Valve housing, upper front	• Ventilhus, övre främre		5
8		1	1	1	-	-	NS	• Cover	• Lock		
9		1	1	1	-	-	KN	• Gasket	• Packning		
10		1	1	1	-	-	NS	• Distribution plate	• Fördelningsplåt		
11		1	1	1	-	-	KN	• Gasket	• Packning		
12	1239819-4	1	1	1	-	-		• Screw	• Skruv	LG 52 mm	3
	1239586-9	6	6	6	-	-		• Screw	• Skruv	LG 18 mm	3
		1	1	1	-	-	NS	• Screw	• Skruv	LG 55 mm	
13	941905-2	8	8	8	-	-		• Spring washer	• Fjäderbricka		2
14	400605-2	1	1	1	-	-		• Ball	• Kula	O.DIA 12.7 mm	2
15	1239557-0	1	1	1	-	-	IK	• Spring	• Fjäder	LG 32.1 mm	3
16		1	1	1	-	-	NS	• Retainer	• Hållare		
17	1239574-5	1	1	1	-	-		• Locking spring	• Spärrfjäder		3
18	1239595-0	1	1	1	-	-		• Plate	• Platta		3
19	955251-4	1	1	1	-	-		• Screw	• Skruv	LG 40 mm	2
20	941905-2	1	1	1	-	-		• Spring washer	• Fjäderbricka		2
21		1	1	1	-	-	NS	• Cover plate	• Täckplåt		
22	955244-9	1	1	1	-	-		• Screw	• Skruv	LG 12 mm	2
		1	1	1	-	-	NS	• Screw	• Skruv	LG 55 mm	
23	941905-2	2	2	2	-	-		• Spring washer	• Fjäderbricka		2
24		1	1	1	-	-	NS	• Gear selector valve	• Växelväljarslid		
25		1	1	1	-	-	NS	• Overflow valve	• Överströmningsventil		
26		1	1	1	-	-	KN	• Spring	• Fjäder	LG 33.3 mm	
27		1	1	1	-	-	NS	• Primary regulator valve	• Primärreglerventil		
28	3502181-5	1	1	1	-	-		• Spring	• Fjäder		4
29		1	1	1	-	-	NS	• Piston	• Kolv		
30		1	1	1	-	-	NS	• Sleeve	• Hylsa		
31		1	1	1	-	-	NS	• Retainer	• Hållare		
32	1377747-9	1	1	1	-	-	IK	• Ball rubber	• Kula gummi	O.DIA 5.56 mm (1233165)	3
33	1239594-3	1	1	1	-	-	IK	• Spring	• Fjäder		3
34	1377746-1	8	8	8	-	-	IK	• Ball rubber	• Kula gummi	O.DIA 5.5 mm (1239572)	3
35	1340082-5	1	1	1	-	-		• Ball plastics	• Kula plast	O.DIA 9.5 mm	3
35a	1340083-3	1	1	1	-	-		• Spring	• Fjäder		3
36	190611-4	1	1	1	-	-		• Ball	• Kula	O.DIA 5.56 mm	2
37		1	1	1	-	-	NS	• Plug	• Plugg		
38	1239938-2	1	1	1	-	-		• Shift valve long 2-1	• Växlingsventil lång 2-1		3
	1239939-0	1	1	1	-	-		• Shift valve short 2-1	• Växlingsventil kort 2-1		4
39		1	1	1	-	-	NS	• Control valve 3-4	• Styrventil 3-4		
39a		1	1	1	-	-	NS	• Plug	• Plugg		
40		1	1	1	-	-	NS	• Shift valve 3rd	• Växlingsventil 3:AN		
40a		1	1	1	-	-	NS	• Plug	• Plugg		
41		2	2	2	-	-	NS	• Pin	• Pinne		
42		1	-	-	-	-	NS	• Cover plate	• Täckplåt		
		-	1	1	-	-	NS	• Cover plate	• Täckplåt		
43	955244-9	2	2	2	-	-		• Screw	• Skruv	LG 12 mm	2
44	941905-2	2	2	2	-	-		• Spring washer	• Fjäderbricka		2

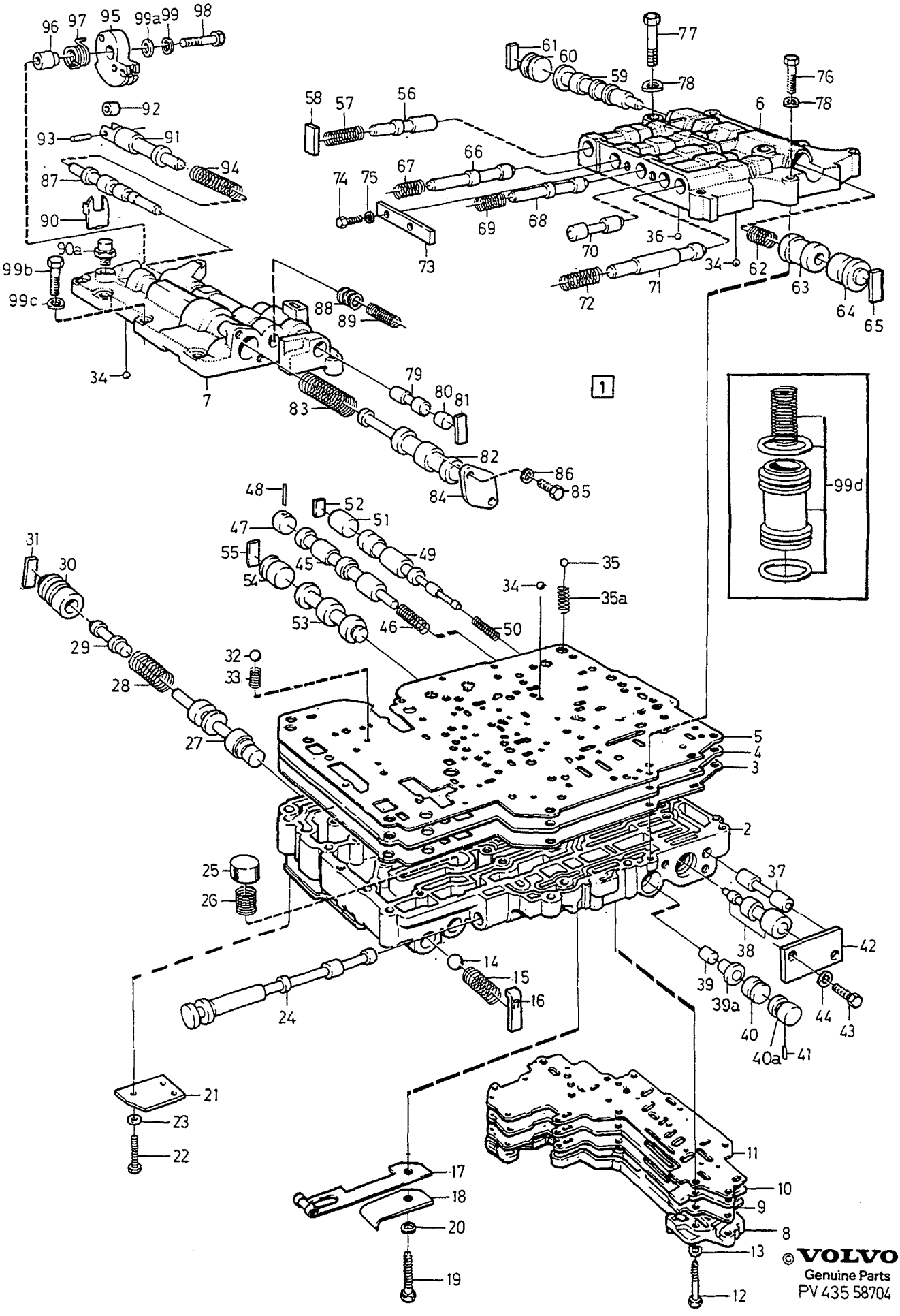

© VOLVO
Genuine Parts
PV 435 58704

A	3502192
B	3502193
C	3502194
D	
E	

CONTROL SYSTEM — KONTROLLSYSTEM

Group / Grupp 43

Page / Sida 665

AW71

Fig	Part No. / Artikel nr	Quantity / Antal A	B	C	D	E	PS	Description	Benämning	Notes / Anmärkning	SR
45		1	1	1	-	-	NS	• Shift valve 3-4	• Växlingsventil 3-4		
46		1	1	-	-	-	KN	• Spring	• Fjäder	LG 33.7 mm	
		-	-	1	-	-	NS	• Spring	• Fjäder		
47		1	1	1	-	-	NS	• Plug	• Plugg		
48		1	1	1	-	-	NS	• Needle bearing Roller	• Nållager Rulle		
49		1	1	1	-	-	NS	• Shift valve 1-2	• Växlingsventil 1-2		
50	1239560-4	1	1	1	-	-	IK	• Spring	• Fjäder	LG 34.6 mm	3
51		1	1	1	-	-	NS	• Plug	• Plugg		
52		1	1	1	-	-	NS	• Retainer	• Hållare		
53		1	1	1	-	-	NS	• Control valve D-2	• Reglerventil D-2		
54		1	1	1	-	-	NS	• Plug	• Plugg		
55		1	1	1	-	-	NS	• Retainer	• Hållare		
56		1	1	1	-	-	NS	• Detent regulator	• Spärrventil		
57	1239653-7	1	1	1	-	-	IK	• Spring	• Fjäder	LG 26 mm	3
58		1	1	1	-	-	NS	• Retainer	• Hållare		
59		1	1	1	-	-	NS	• Shift valve 2-3	• Växlingsventil 2-3		
60		1	1	1	-	-	NS	• Plug	• Plugg		
61		1	1	1	-	-	NS	• Retainer	• Hållare		
62	1239566-1	1	1	1	-	-	IK	• Spring	• Fjäder	LG 35.1 mm	3
63		1	1	1	-	-	NS	• Shift valve hand operated 3-2	• Växlingsventil manuell 3-2		
64		1	1	1	-	-	NS	• Plug	• Plugg		
65		1	1	1	-	-	NS	• Retainer	• Hållare		
66		1	1	1	-	-	NS	• Modulator valve hand operated 3-2	• Modulatorventil manuell 3-2		
67		1	1	1	-	-	KN	• Spring	• Fjäder	LG 27.3 mm	
68		1	1	1	-	-	NS	• Control valve rear coupling, c2	• Styrventil bakre koppling, C2		
69	3502150-0	1	1	1	-	-	IK	• Spring	• Fjäder	LG 37.5 mm	4
70		1	1	1	-	-	NS	• Plug	• Plugg		
71		1	1	1	-	-	NS	• Modulator valve hand operated 2-1	• Modulatorventil manuell 2-1		
72	1239564-6	1	1	1	-	-	IK	• Spring	• Fjäder	LG 27.3 mm	3
73		1	1	1	-	-	NS	• Cover plate	• Täckplåt		
74	955244-9	2	2	2	-	-		• Screw	• Skruv	LG 12 mm	2
75	941905-2	2	2	2	-	-		• Spring washer	• Fjäderbricka		2
76	1239563-8	5	5	5	-	-		• Screw	• Skruv	LG 28 mm	3
77	955250-6	1	1	1	-	-		• Screw	• Skruv	LG 35 mm	2
78	941905-2	6	6	6	-	-		• Spring washer	• Fjäderbricka		2
79		1	1	1	-	-	NS	• Valve	• Ventil		
80		1	1	1	-	-	NS	• Plug	• Plugg		
81		1	1	1	-	-	NS	• Retainer	• Hållare		
82		1	1	1	-	-	NS	• Secondary regulator valve	• Sekundärreglerventil		
83		1	1	1	-	-	KN	• Spring	• Fjäder	LG 71.3 mm	
84		1	1	1	-	-	NS	• Cover plate	• Täckplåt		
85	955244-9	2	2	2	-	-		• Screw	• Skruv	LG 12 mm	2
86	941905-2	2	2	2	-	-		• Spring washer	• Fjäderbricka		2
87		1	1	1	-	-	NS	• Throttle valve	• Trottelventil		
88	1233198-9	X	X	X	-	-		• Adjusting washer	• Justerbricka	1)	3
89	1239568-7	1	1	1	-	-	IK	• Spring	• Fjäder	LG 21.9 mm	3
90	1239569-5	1	1	1	-	-		• Stop washer	• Stoppbricka		3
90a	1340085-8	1	1	1	-	-		• Ball valve	• Kulventil		3
91		1	1	1	-	-	NS	• Kick-down valve	• Kick-downventil		
92		1	1	1	-	-	NS	• • Roller	• • Rulle		
93		1	1	1	-	-	NS	• • Pin	• • Pinne		
94	3502153-4	1	1	1	-	-		• Spring	• Fjäder		4

1) Maximum numbers 6 pcs. / Maximalt antal 6 st.

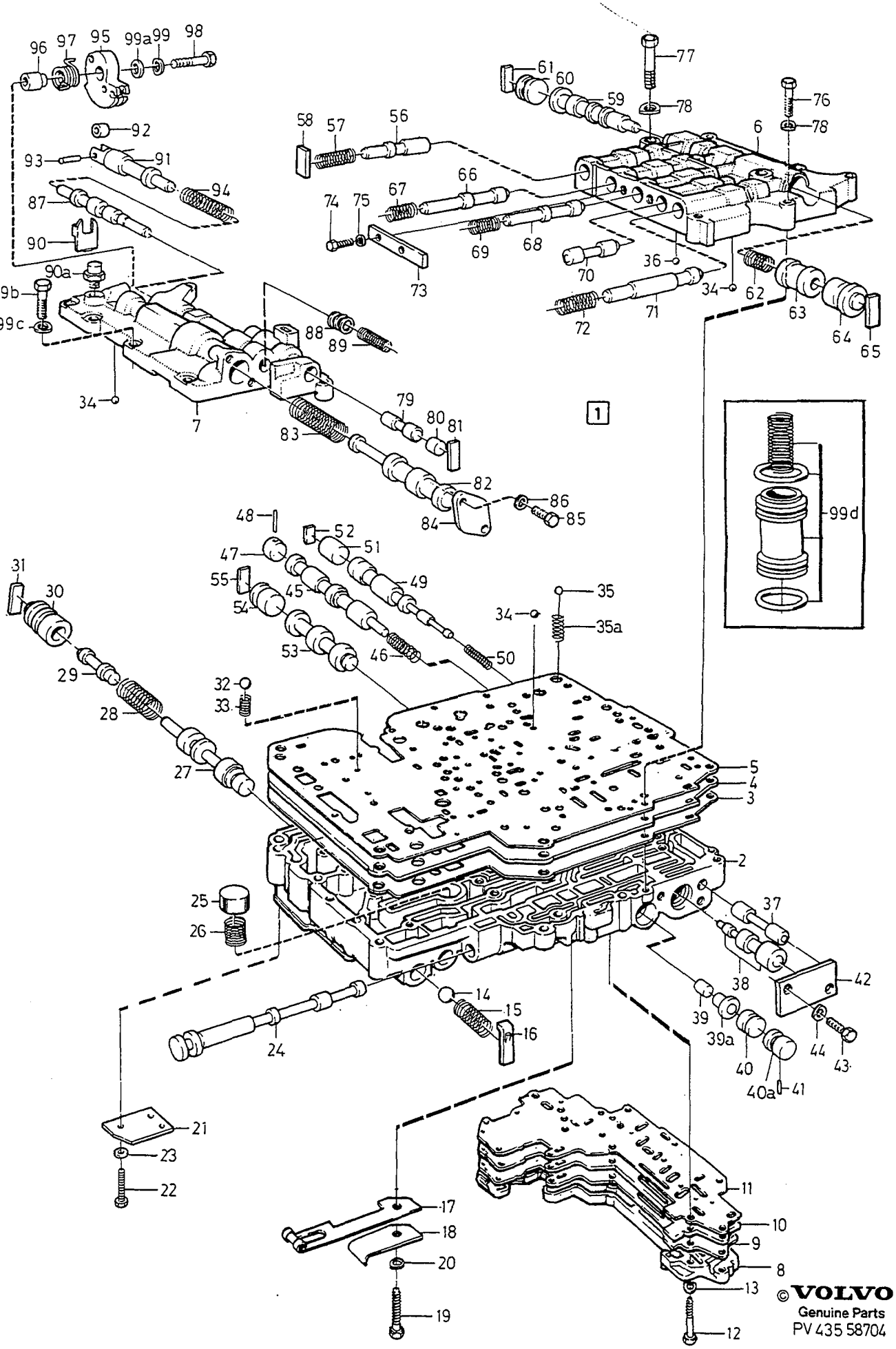

© VOLVO
Genuine Parts
PV 435 58704

A	3502192
B	3502193
C	3502194
D	
E	

CONTROL SYSTEM — KONTROLLSYSTEM

AW71

Group / Grupp 43

Page / Sida 667

Fig	Part No. / Artikel nr	Quantity / Antal A	B	C	D	E	PS	Description	Benämning	Notes / Anmärkning	SR
95	1340033-8	1	1	1	-	-		•Cam	•Kam		4
96	1233204-5	1	1	1	-	-		•Spacer sleeve	•Distanshylsa		3
97	1233205-2	1	1	1	-	-	IK	•Spring	•Fjäder		3
98	1239589-3	1	1	1	-	-		•Screw	•Skruv		3
99	941906-0	1	1	1	-	-		•Spring washer	•Fjäderbricka		2
99a	1233203-7	1	1	1	-	-		•Washer	•Bricka		3
99b	1239586-9	4	4	4	-	-		•Screw	•Skruv	LG 18 mm	3
	955248-0	2	2	2	-	-		•Screw	•Skruv	LG 22 mm	2
	1239563-8	1	1	1	-	-		•Screw	•Skruv	LG 28 mm	3
99c	941905-2	7	7	7	-	-		•Spring washer	•Fjäderbricka		2
99d		1	1	1	-	-		Piston	Kolv	SEE 43•647	
		1	1	1	-	-	NS	Spring kit	Fjädersats		
								Control system	Kontrollsystem		
		1	1	1	-	-		Sealing kit	Tätningssats	SEE 43•657	
		1	1	1	-	-		Gasket kit	Packningsats	SEE 43•657	

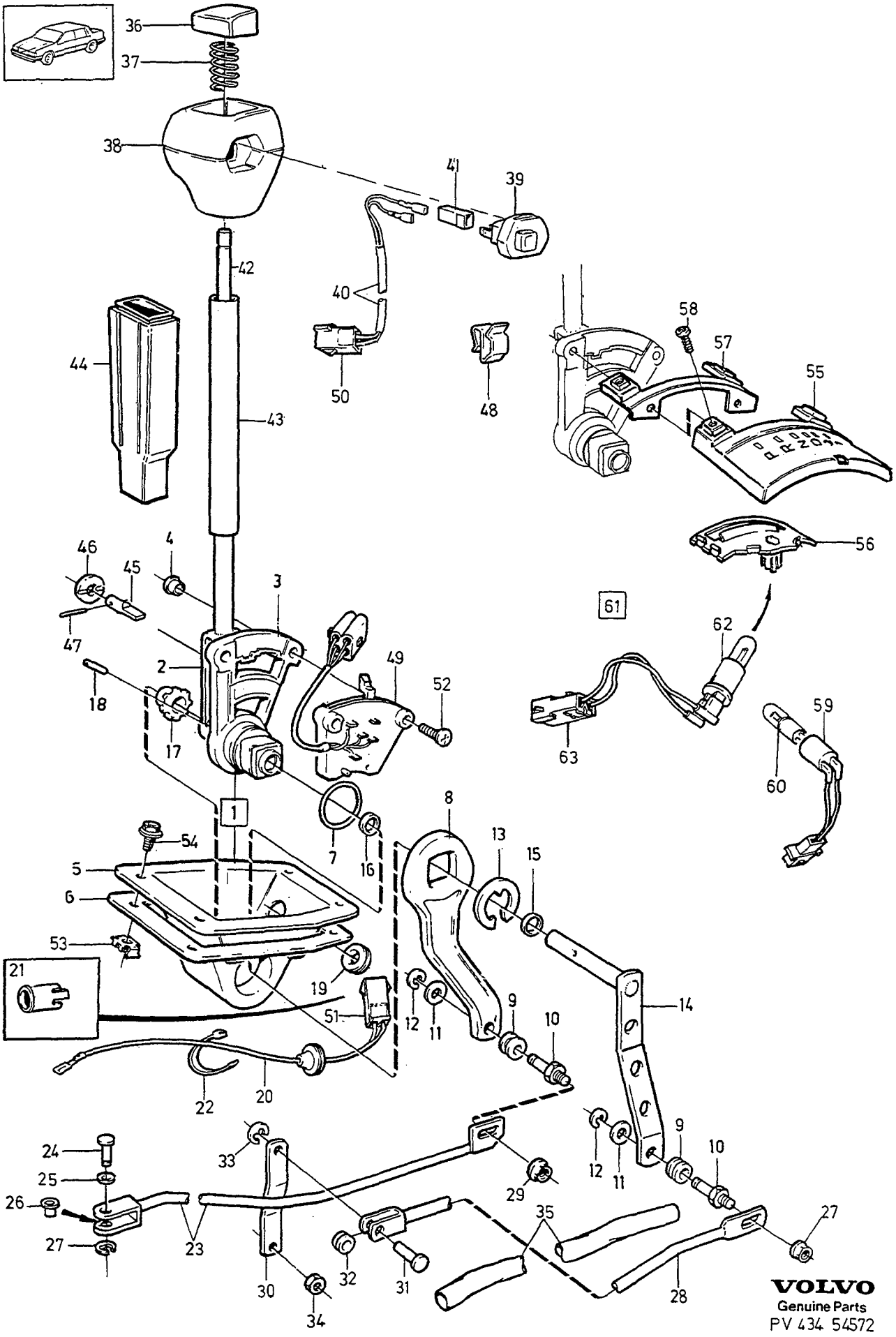

VOLVO
Genuine Parts
PV 434 54572

A
B
C
D
E

GEARSHIFT — VÄXELREGLAGE

Group / Grupp 43

Page / Sida 669

AW71 -1990

Fig	Part No. Artikel nr	Quantity / Antal A	B	C	D	E	PS	Description	Benämning	Notes Anmärkning	SR
1	1220624-9	1	-	-	-	-		Gear lever carrier	Spakställ		4
2		1	-	-	-	-	NS	•Gear lever	•Växelspak		
3	381907-5	1	-	-	-	-		•Gear selector gate	•Växelkuliss		3
4		2	-	-	-	-	NS	••Bushing	••Bussning		
5		1	-	-	-	-	NS	•Cover	•Kåpa		
6	1220617-3	1	-	-	-	-		•Gasket	•Packning		2
7	925063-0	1	-	-	-	-		•O-ring	•O-ring		2
8	1220244-6	1	-	-	-	-		•Lever	•Hävarm		3
9	381704-6	2	-	-	-	-		•Bushing	•Bussning		3
10	1220127-3	2	-	-	-	-		•Shaft	•Axel		3
11	955894-1	2	-	-	-	-		•Washer	•Bricka		2
12	951669-1	2	-	-	-	-		•E-circlip	•Spårryttare		2
13	1220235-4	1	-	-	-	-		•E-circlip	•Spårryttare		3
14	381898-6	1	-	-	-	-		•Lever	•Hävarm		3
15	962536-9	1	-	-	-	-		•Support ring	•Stödring		2
16	925055-6	1	-	-	-	-		•O-ring	•O-ring		2
17	381901-8	1	-	-	-	-		•Bushing	•Bussning		3
18	1232645-0	1	-	-	-	-		•Spring pin	•Rörpinne		2
19	680036-1	1	-	-	-	-		•Plug	•Plugg		3
20	*(1347848)*	1	-	-	-	-	SP	Cable harness	Ledningsmatta	-1987 REPL 1 PCS 965822-0, 1 PCS 1363296-3.	5
	1363970-3	1	-	-	-	-		Cable harness	Ledningsmatta	1) 1988-	5
	1363296-3	1	-	-	-	-		Cable harness	Ledningsmatta	2) 1988-	5
21	1308436-3	1	-	-	-	-		Pin housing	Stiftisolator	B280F -1987	2
	1307049-5	1	-	-	-	-		Pin housing	Stiftisolator	B280E -1987	2
	1308436-3	1	-	-	-	-		Pin housing	Stiftisolator	B280 1988-	2
22	948211-8	1	-	-	-	-		Strip clamp	Bandklamma		2
23	1220195-0	1	-	-	-	-		Stay	Stag		3
24	1220132-3	1	-	-	-	-		Bolt	Bult		3
25	941906-0	1	-	-	-	-		Spring washer	Fjäderbricka	(949607)	2
26	1220141-4	1	-	-	-	-		Bushing	Bussning		2
27	951668-3	1	-	-	-	-		E-circlip	Spårryttare		2
28	1220193-5	1	-	-	-	-		Control rod	Reglerstång		3
29	948645-7	2	-	-	-	-		Flange lock nut	Flänslåsmutter		2
30	381879-6	1	-	-	-	-		Lever front	Hävarm främre del		4
31	381705-3	1	-	-	-	-		Bolt	Bult		4
32	381704-6	1	-	-	-	-		Bushing	Bussning		3
33	951669-1	1	-	-	-	-		E-circlip	Spårryttare		2
34	945408-3	1	-	-	-	-		Flange nut	Flänsmutter		2
35	1220267-7	1	-	-	-	-		Hose	Slang		2
36	381927-3	1	-	-	-	-		Push button	Tryckknapp	-1987	3
	1377162-1	1	-	-	-	-		Push button	Tryckknapp	1988-	3
37	1220240-4	1	-	-	-	-		Spring	Fjäder	-1987	3
	1377204-1	1	-	-	-	-		Spring	Fjäder	1988-	3
38	381956-2	1	-	-	-	-		Gear lever knob	Växelspaksknopp	-1987	2
	3502090-8	1	-	-	-	-		Gear lever knob	Växelspaksknopp	-1989	2
	6814700-8	1	-	-	-	-		Gear lever knob	Växelspaksknopp	1990-	2
39	1259708-4	1	-	-	-	-		Switch	Strömställare	-1987	3
	1377164-7	1	-	-	-	-		Switch	Strömställare	1988-	3
40	*(1308633)*	1	-	-	-	-	SP	Cable harness	Ledningsmatta	-1987 REPL 2 PCS 965824-6, 1 PCS 3515091-1.	5
	3515091-1	1	-	-	-	-		Cable harness	Ledningsmatta	1988-	5
41	947848-8	1	-	-	-	-		Receptacle housing	Hylsisolator		2
42	1220197-6	1	-	-	-	-		Push rod	Tryckstång		3
43	381959-6	1	-	-	-	-		Outer casing	Hölje	-1987	2
	6814699-2	1	-	-	-	-		Outer casing	Hölje	1988- (1377202)	2
45	1220616-5	1	-	-	-	-		Detent	Spärr		3

1) With change-down detent. / Med nedväxlingsspärr.
2) Without change-down detent. / Utan nedväxlingsspärr.

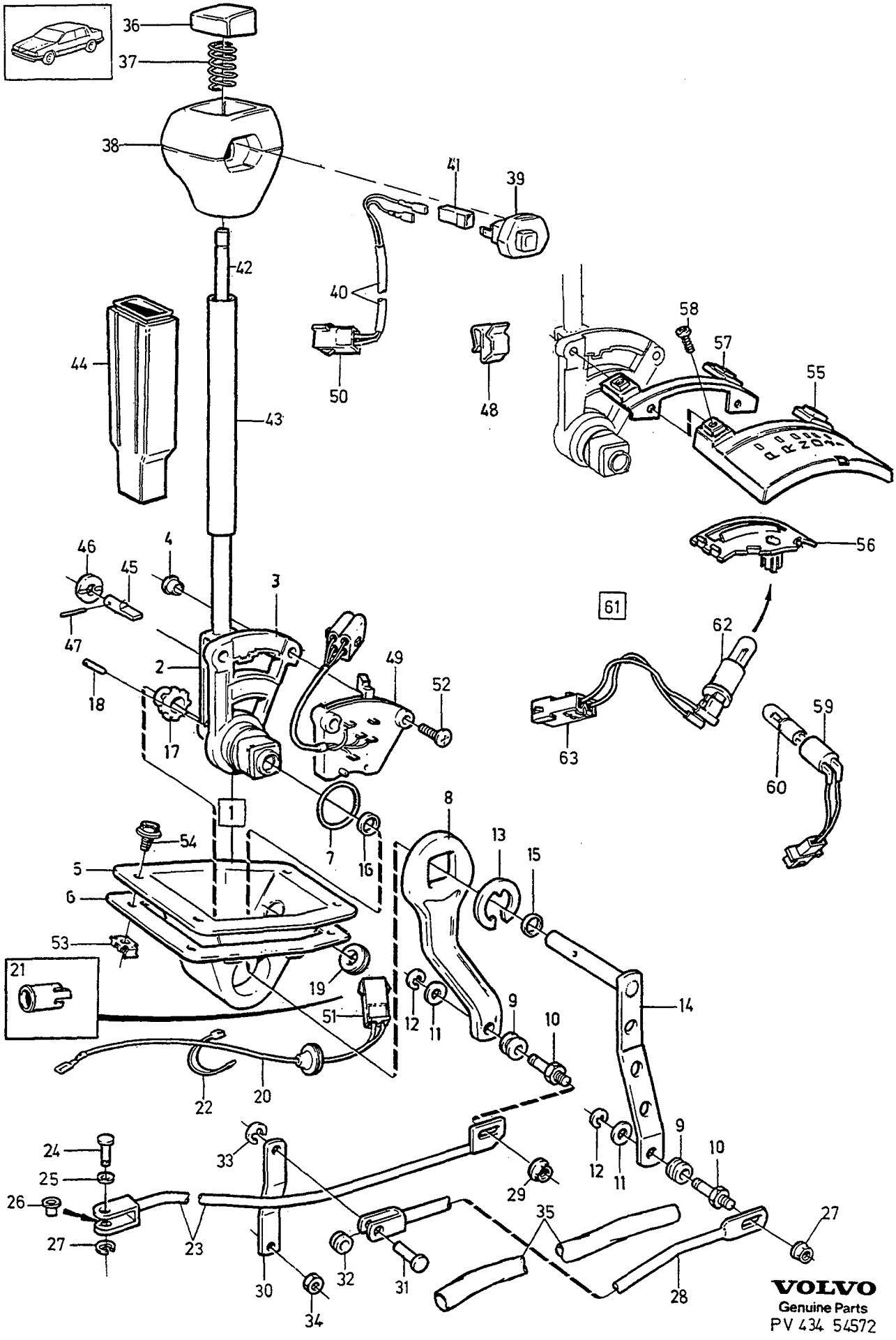

VOLVO
Genuine Parts
PV 434 54572

A
B
C
D
E

GEARSHIFT — VÄXELREGLAGE

Group / Grupp 43

Page / Sida 671

AW71 -1990

Fig	Part No. Artikel nr	Quantity / Antal A	B	C	D	E	PS	Description	Benämning	Notes Anmärkning	SR
46	381889-5	2	-	-	-	-		Spacer washer	Distansbricka		2
47	951925-7	1	-	-	-	-		Pin	Sprint	2 mm	2
48	943811-0	1	-	-	-	-		Retainer	Hållare		3
49	*(1347580)*	1	-	-	-	-	SP	Switch	Strömställare	REPL 1PCS 1363580-0, 1PCS 968485-3, 3PCS 949490-7, 1PCS 949743-3.	2
50	968383-0	1	-	-	-	-		Tab housing	Stiftisolator		3
51	968381-4	1	-	-	-	-		Tab housing	Stiftisolator		3
52	956082-2	2	-	-	-	-		Screw	Skruv	LG 30 mm	2
53	946947-9	4	-	-	-	-		Cage nut	Korgmutter		2
54	969124-7	4	-	-	-	-		Screw	Skruv	(968850)	2
55	3508359-1	1	-	-	-	-		Retainer	Hållare		3
56	1379299-9	1	-	-	-	-		•Retainer	•Hållare		3
57	1324696-2	1	-	-	-	-		Bracket	Konsol		4
58	956092-1	2	-	-	-	-		Screw	Skruv		2
59	1347579-3	1	-	-	-	-		Bulb socket	Lamphållare	-1987	2
60	1323462-0	1	-	-	-	-		Bulb	Glödlampa	-1987	1
61	3523962-3	1	-	-	-	-		Bulb socket complete	Lamphållare komplett	1988-	2
62	3523964-9	1	-	-	-	-		•Bulb socket with lamp	•Lamphållare med lampa		2
63	968377-2	1	-	-	-	-		•Tab housing	•Stiftisolator		3

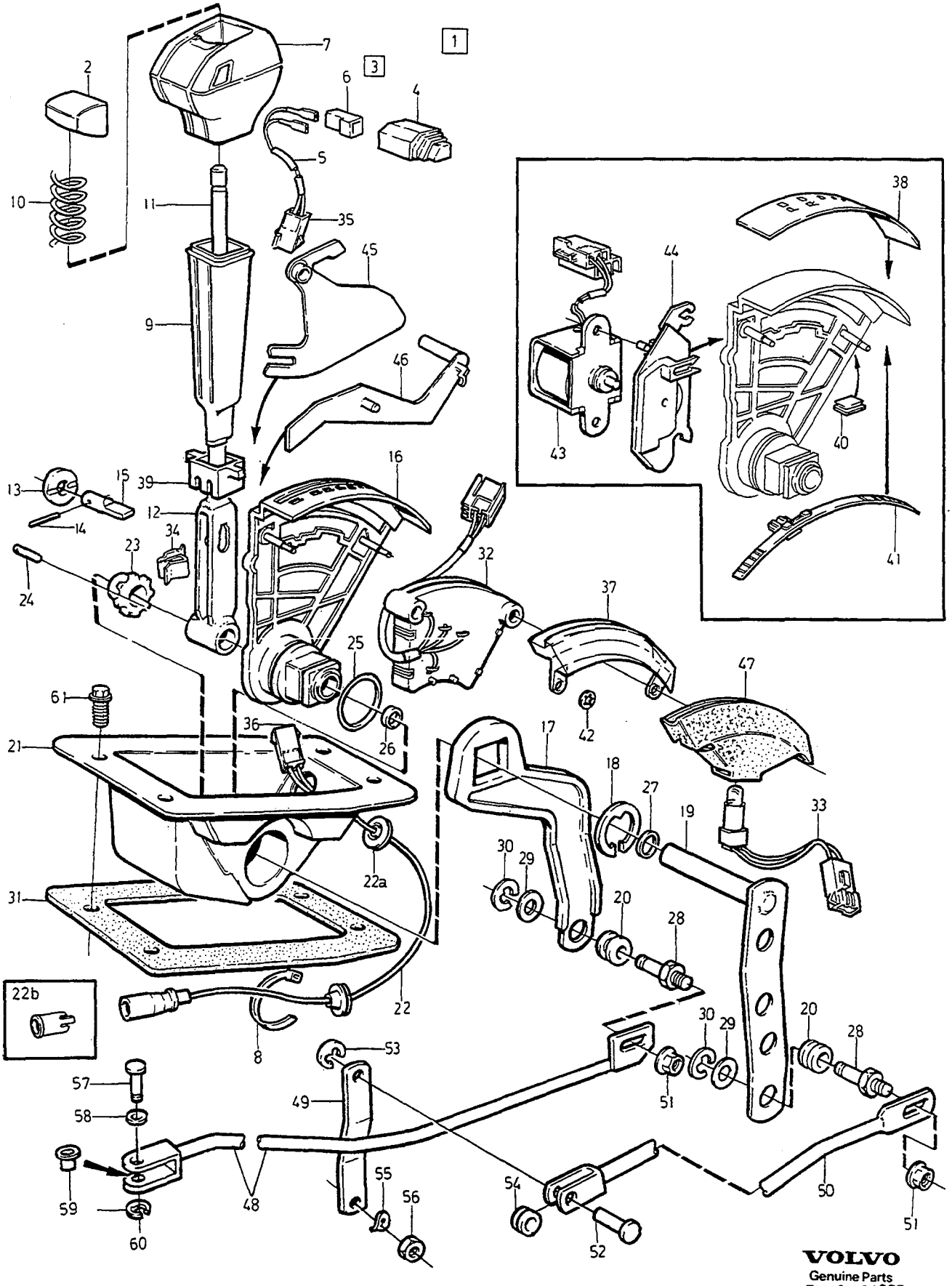

VOLVO
Genuine Parts
PV 434 54955

A
B
C
D
E

GEARSHIFT — VÄXELREGLAGE

Group / Grupp 43

Page / Sida 673

AW71 1991-

Fig	Part No. Artikel nr	Quantity / Antal A	B	C	D	E	PS	Description	Benämning	Notes Anmärkning	SR
1		1	-	-	-	-	NS	Gear lever carrier	Spakställ		
	3549236-2	1	-	-	-	-		Gear lever carrier	Spakställ	1)	4
2	1377162-1	1	-	-	-	-		• Push button	• Tryckknapp		3
3		1	-	-	-	-	NS	• Gear lever knob	• Växelspaksknopp		
4	1377164-7	1	-	-	-	-		•• Switch	•• Strömställare		3
5	3515091-1	1	-	-	-	-		•• Cable harness	•• Ledningsmatta		5
6	947848-8	1	-	-	-	-		•• Receptacle housing	•• Hylsisolator		2
7	6814700-8	1	-	-	-	-		•• Gear lever knob	•• Växelspaksknopp		2
8	948211-8	1	-	-	-	-		• Strip clamp	• Bandklamma		2
9	6814699-2	1	-	-	-	-		• Outer casing	• Hölje		2
10	1377204-1	1	-	-	-	-		• Spring	• Fjäder		3
11	1220197-6	1	-	-	-	-		• Push rod	• Tryckstång		3
12		1	-	-	-	-	NS	• Gear lever	• Växelspak		
13	381889-5	2	-	-	-	-		• Spacer washer	• Distansbricka		2
14	951925-7	1	-	-	-	-		• Pin	• Sprint		2
15	1220616-5	1	-	-	-	-		• Detent	• Spärr		3
16		1	-	-	-	-	NS	• Gear selector gate	• Växelkuliss		
17	1220244-6	1	-	-	-	-		• Lever	• Hävarm		3
18	1220235-4	1	-	-	-	-		• E-circlip	• Spårryttare		3
19	381898-6	1	-	-	-	-		• Lever	• Hävarm		3
20	381704-6	2	-	-	-	-		• Bushing	• Bussning		3
21		1	-	-	-	-	NS	• Cover	• Kåpa		
22	1363296-3	1	-	-	-	-		• Cable harness	• Ledningsmatta	2)	5
22a	680036-1	1	-	-	-	-		• Plug	• Plugg	1)	3
23	381901-8	1	-	-	-	-		• Bushing	• Bussning		3
24	1232645-0	1	-	-	-	-		• Spring pin	• Rörpinne		2
25	925063-0	1	-	-	-	-		• O-ring	• O-ring		2
26	925055-6	1	-	-	-	-		• O-ring	• O-ring		2
27	962536-9	1	-	-	-	-		• Support ring	• Stödring		2
28	1220127-3	2	-	-	-	-		• Shaft	• Axel		3
29	955894-1	2	-	-	-	-		• Washer	• Bricka		2
30	951669-1	2	-	-	-	-		• E-circlip	• Spårryttare		2
31	1220617-3	1	-	-	-	-		• Gasket	• Packning		2
32	3544164-1	1	-	-	-	-		• Switch	• Strömställare		2
33	3523491-3	1	-	-	-	-		• Bulb socket	• Lamphållare		2
34	943811-0	1	-	-	-	-		• Retainer	• Hållare		3
35	968383-0	1	-	-	-	-		• Tab housing	• Stiftisolator		3
36	968381-4	1	-	-	-	-		• Tab housing	• Stiftisolator		3
37	6814893-1	1	-	-	-	-		• Light moulding	• Ljuslist		4
38	3520636-6	1	-	-	-	-		• Film	• Folie		4
39	6814748-7	1	-	-	-	-		• Dog	• Medbringare		4
40	3520392-6	1	-	-	-	-		• Lens	• Lins		4
41	3520391-8	1	-	-	-	-		• Blind	• Jalusi		4
42	191695-6	5	-	-	-	-		• Retaining clip	• Hållare		2
43	*3523747*	1	-	-	-	-	OP	• Solenoid	• Solenoid		3
44	*3520585*	1	-	-	-	-	OP	• Plate	• Platta		3
45		1	-	-	-	-	NS	• Catch	• Spärrskiva		
46		1	-	-	-	-	NS	• Catch	• Spärr		
47	3520621-8	1	-	-	-	-		• Protecting moulding	• Skyddslist		3
48	1220187-7	1	-	-	-	-		Stay	Stag		3
49	381879-6	1	-	-	-	-		Lever	Hävarm		4
50	1220185-1	1	-	-	-	-		Control rod	Reglerstång		3
51	948645-7	2	-	-	-	-		Flange lock nut	Flänslåsmutter		2
52	381705-3	1	-	-	-	-		Bolt	Bult		4
53	951669-1	1	-	-	-	-		E-circlip	Spårryttare		2
54	381704-6	1	-	-	-	-		Bushing	Bussning		3
55	941907-8	1	-	-	-	-		Spring washer	Fjäderbricka	ALTER 1	2
56	968862-3	1	-	-	-	-		Flange nut	Flänsmutter	ALTER 1	8
	945408-3	1	-	-	-	-		Flange nut	Flänsmutter	ALTER 2	2

1) Spare part version. / Reservdelsutförande.
2) Without change-down detent. / Utan nedväxlingsspärr.

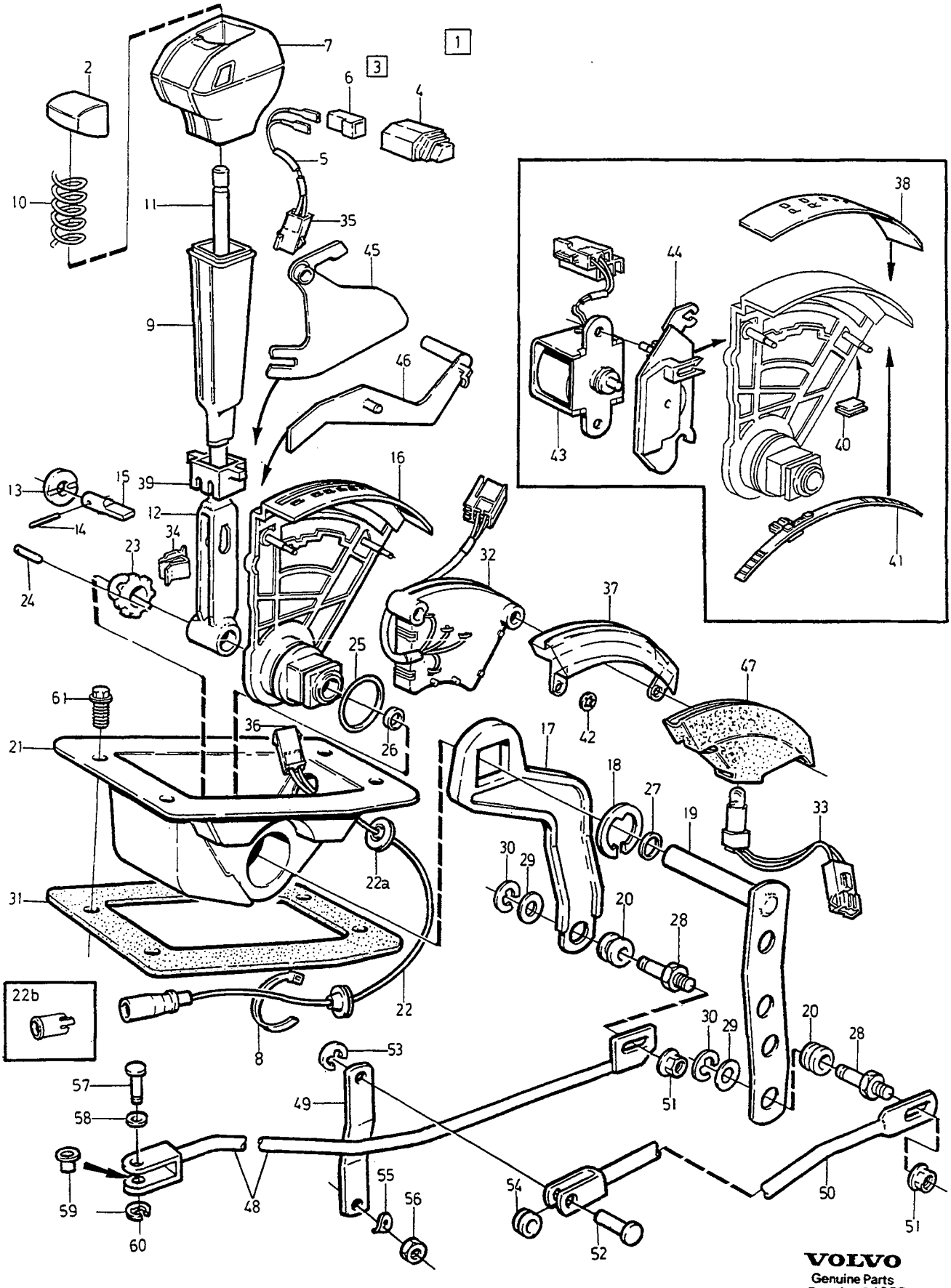

VOLVO
Genuine Parts
PV 434 54955

A
B
C
D
E

GEARSHIFT VÄXELREGLAGE

Group / Grupp 43

Page / Sida 675

AW71 1991-

Fig	Part No. Artikel nr	Quantity / Antal A	B	C	D	E	P S	Description	Benämning	Notes Anmärkning	S R
57	1220132-3	1	-	-	-	-		Bolt	Bult		3
58	941906-0	1	-	-	-	-		Spring washer	Fjäderbricka		2
59	1220141-4	1	-	-	-	-		Bushing	Bussning		2
60	951668-3	1	-	-	-	-		E-circlip	Spårryttare		2
61	947542-7	1	-	-	-	-		Flange screw	Flänsskruv		2

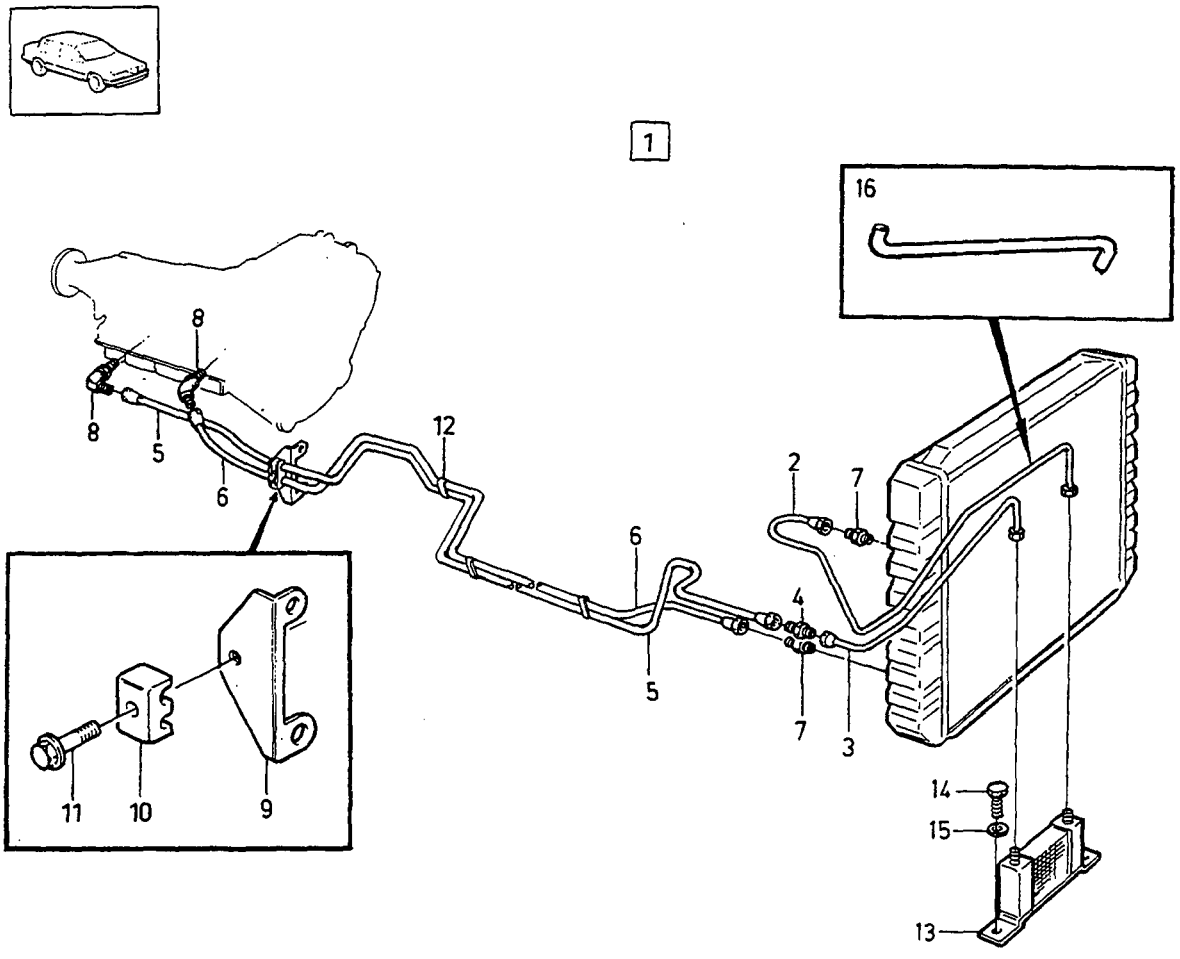

VOLVO
Genuine Parts
PV 437 52822

A
B
C
D
E

GEARBOX COOLING — VÄXELLÅDSKYLNING

Group / Grupp 43

Page / Sida 677

6CYL. AW71

Fig	Part No. Artikel nr	Quantity / Antal A	B	C	D	E	PS	Description	Benämning	Notes Anmärkning	SR
1		1	-	-	-	-	NS	Gearbox cooling	Växellådskylning		
2	1271540-5	1	-	-	-	-		•Tube	•Rör	(1274708)	3
3	1271490-3	1	-	-	-	-		•Tube	•Rör	(1274707)	3
4	954329-9	1	-	-	-	-		•Nipple	•Nippel		2
5	1274706-9	1	-	-	-	-		•Tube	•Rör	-1987	3
	1271512-4	1	-	-	-	-		•Tube	•Rör	1988-	3
6	1269581-3	1	-	-	-	-		•Tube	•Rör	-1987	3
	(1271511)	1	-	-	-	-	SP	•Tube	•Rör	1988-1989	3
										REPL 1PCS 3531570-4, 1PCS 1317841-3.	
☆	3531570-4	1	-	-	-	-		•Oil pipe	•Oljerör	1990-	3
7		1	-	-	-	-		•Nipple	•Nippel	-1989	
										SEE 26•293	
	1317841-3	1	-	-	-	-		•Nipple	•Nippel	1990-	3
8		1	-	-	-	-		•Connector	•Anslutning	SEE 43•657	
9	464402-7	1	-	-	-	-		•Bracket	•Konsol		3
10	462996-0	1	-	-	-	-		•Clamp	•Klamma		2
11	948356-1	1	-	-	-	-		•Flange screw	•Flänsskruv		2
12	460428-6	3	-	-	-	-		•Clamp	•Klamma		2
13	1378342-8	1	-	-	-	-		•Oil cooler	•Oljekylare		3
14	945970-2	2	-	-	-	-		•Screw	•Skruv		2
15	948871-9	2	-	-	-	-		•Spacer washer	•Distansbricka		2
16	946655-8	X	-	-	-	-		•Protecting hose	•Skyddsslang	ALTER	2

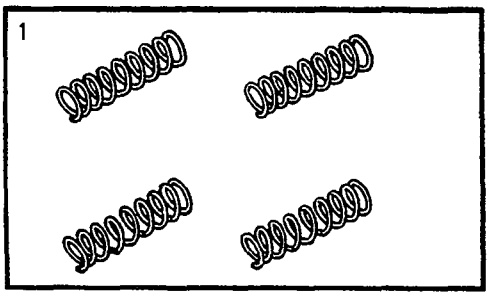
1


2

A B C D E		REPAIR KITS OVERDRIVE	REPARATIONSSATS ÖVERVÄXEL	Group Grupp 43
		M46		Page Sida 679

Fig	Part No. Artikel nr	Quantity / Antal					P S	Description	Benämning	Notes Anmärkning	S R
		A	B	C	D	E					
1	*(273659)*	1	-	-	-	-	SP	Spring kit	Fjädersats	REPL 4 PCS 3502774-7.	4
2	274043-9	1	-	-	-	-		Repair kit	Reparationssats	MARKED J TYPE	3


2
1

A
B
C
D
E

REPAIR KITS
AUTOMATIC GEARBOX

REPARATIONSSATS
AUTOMATVÄXELLÅDA

Group / Grupp 43

Page / Sida 681

AW71

Fig	Part No. / Artikel nr	Quantity / Antal A	B	C	D	E	PS	Description	Benämning	Notes / Anmärkning	SR
1	270150-6	1	-	-	-	-		Overhaul kit	Renoveringssats	1)	3
2		1	-	-	-	-		• Sealing kit	• Tätningssats	SEE 43 • 683	

1) EXC AW71: 1208414, 1208417, 1208532, 1208533, 1208534, 1208642, 1208643.

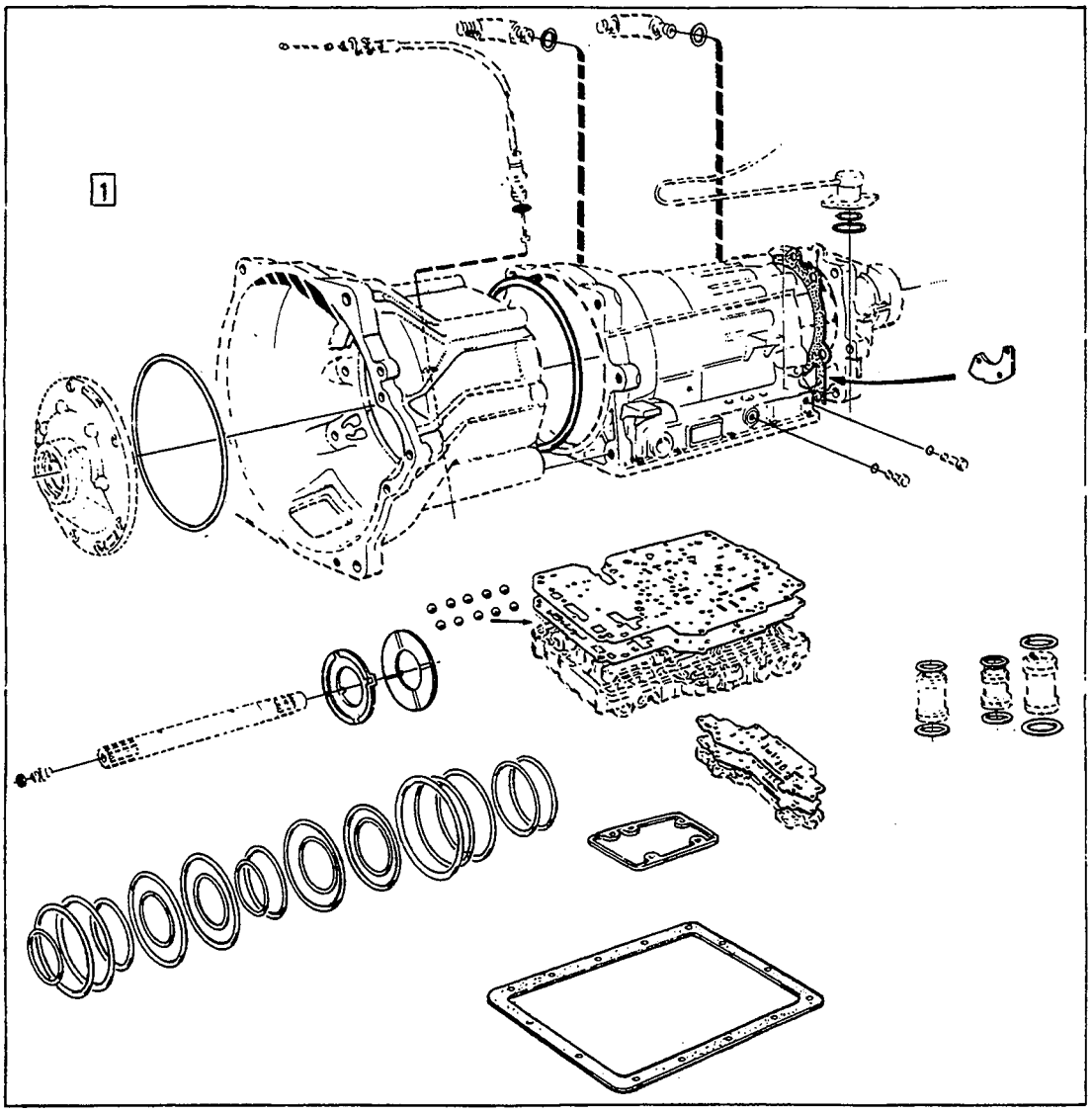

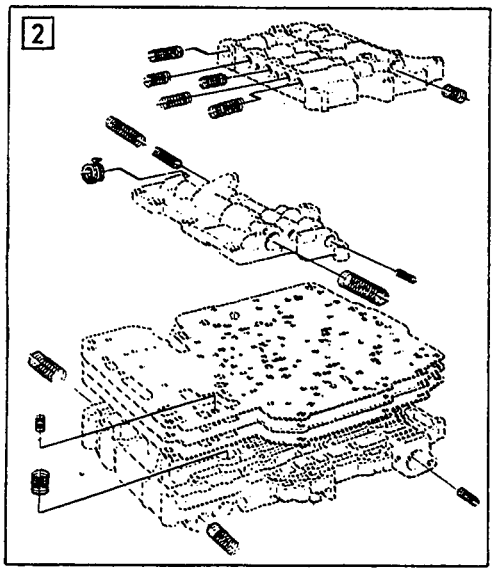

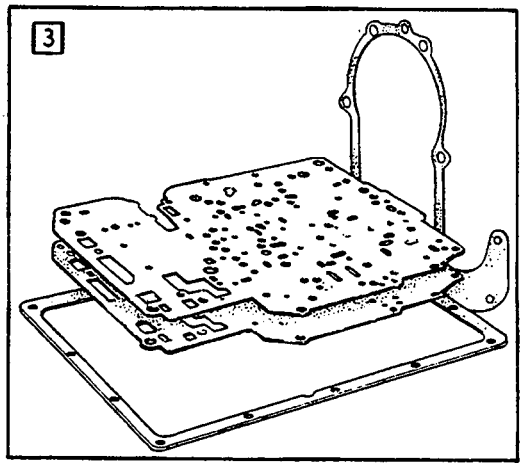

VOLVO PARTS
1 101 37422
(111:3)

A	AW71	REPAIR KITS AUTOMATIC GEARBOX REPARATIONSSATS AUTOMATVÄXELLÅDA	Group Grupp 43
B			
C			
D			Page Sida 683
E		AW71	

	Fig	Part No. Artikel nr	Quantity / Antal					P S	Description	Benämning	Notes Anmärkning	S R
			A	B	C	D	E					
☆	1	271293-3	1	-	-	-	-		Sealing kit	Tätningssats	(270151)	3
	2		1	-	-	-	-	NS	Spring kit ..... Control system	Fjädersats ..... Kontrollsystem		
☆	3	271292-5	1	-	-	-	-		Gasket kit	Packningsats	(270149)	3
			1	-	-	-	-		Overhaul kit	Renoveringssats	SEE 43 - 681	

PROPELLER SHAFT / KARDANAXEL



A
B
C
D
E

SUB GROUP
PROPELLER SHAFT

UNDERGRUPP
KARDANAXEL

Group
Grupp
45

Page
Sida
685

Fig	Part No. Artikel nr	Quantity / Antal A	B	C	D	E	PS	Description	Benämning	Notes Anmärkning	SR
		-	-	-	-	-		Propeller shaft centre bearing and mounting ..... TYPE 03	Kardanaxel mellanlager och upphängning ..... TYPE 03	SEE 45•687	
		-	-	-	-	-		Propeller shaft centre bearing and mounting ..... TYPE 03 Universal joint rubber	Kardanaxel mellanlager och upphängning ..... TYPE 03 Kardanknut gummi	SEE 45•691	

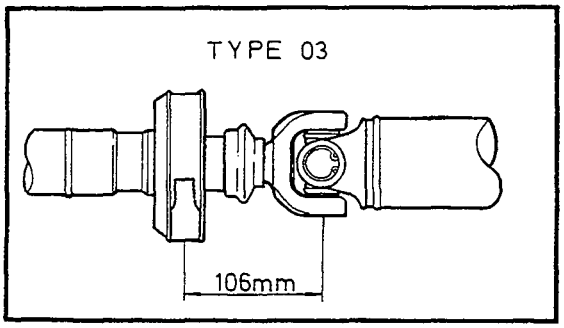

[1]

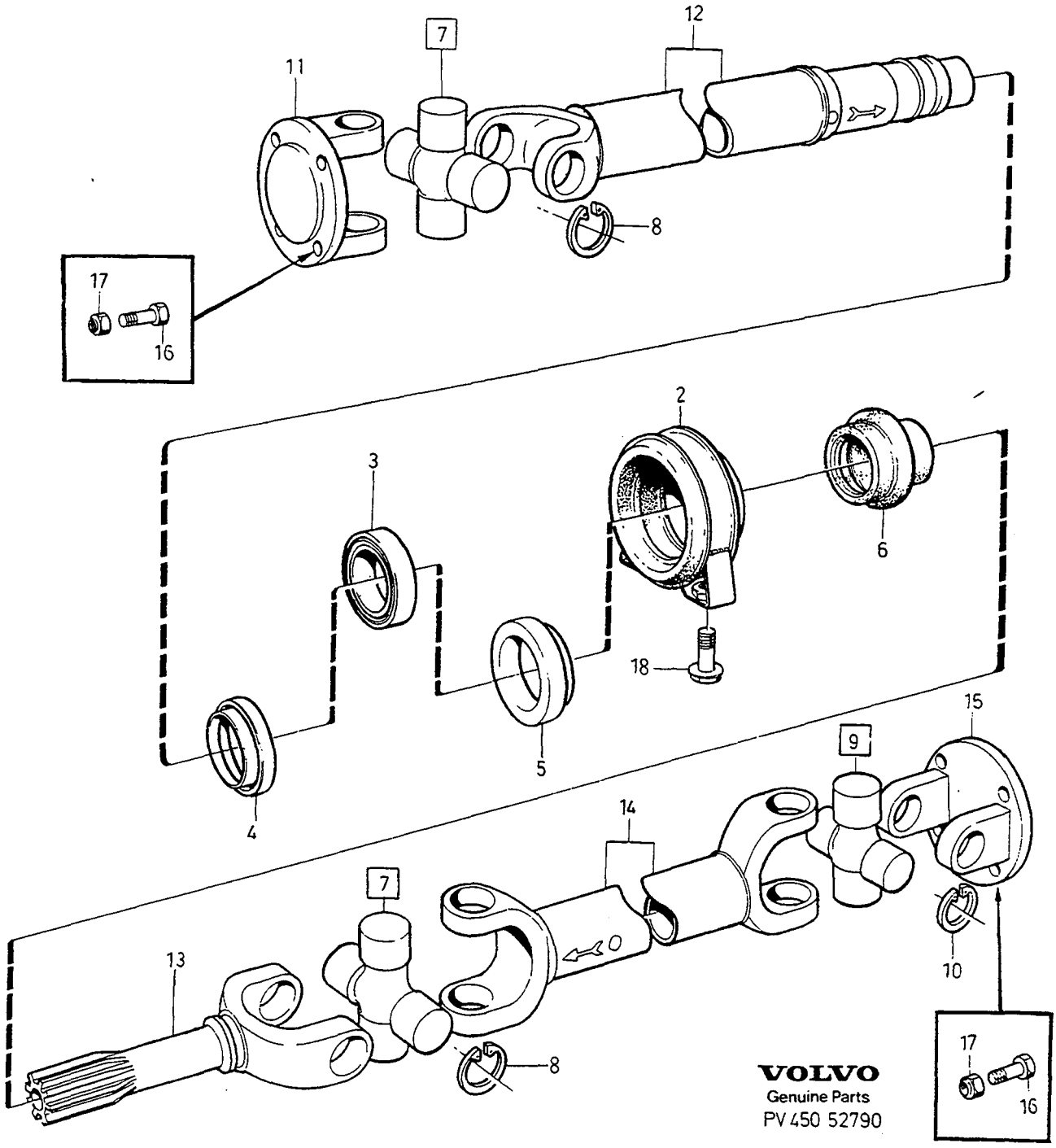

VOLVO
Genuine Parts
PV 450 52790

A
B
C
D
E

PROPELLER SHAFT
CENTRE BEARING AND MOUNTING

KARDANAXEL
MELLANLAGER OCH UPPHÄNGNING

Group
Grupp
45

Page
Sida
687

TYPE 03.

Fig	Part No. Artikel nr	Quantity / Antal					P S	Description	Benämning	Notes Anmärkning	S R
		A	B	C	D	E					
1	1340386-0	1	-	-	-	-		Propeller shaft	Kardanaxel	B280 AW71, -1987	4
	(6814049)	1	-	-	-	-	SP	Propeller shaft	Kardanaxel	B280 AW71, 1988-1989 REPL 1PCS 6814029-2	4
	6814029-2	1	-	-	-	-		Propeller shaft	Kardanaxel	B280, AW71 1990- ALTER 1	4
	3520422-1	1	-	-	-	-		Propeller shaft	Kardanaxel	B280, AW71 1990- ALTER 2 SEE 45•689	4
	1340361-3	1	-	-	-	-		Propeller shaft	Kardanaxel	D24TIC M46, -1987	4
2	1340501-4	1	-	-	-	-		•Bearing carrier	•Lagerhållare		2
3	183265-8	1	-	-	-	-		•Ball bearing	•Kullager	I.DIA 40 mm	2
4	1340502-2	1	-	-	-	-		•Ring	•Ring		2
5	1340647-5	1	-	-	-	-		•Ring	•Ring		2
6	1340504-8	1	-	-	-	-		•Bellows	•Bälg		2
7	1209814-1	2	-	-	-	-		•Spider	•Axelkors		1
8	24383-2	4	-	-	-	-		••Retaining ring	••Spårring		2
9	1209814-1	1	-	-	-	-		•Spider	•Axelkors		1
10	24383-2	4	-	-	-	-		••Retaining ring	••Spårring		2
11	1232736-7	1	-	-	-	-		•Flange yoke	•Flänsgaffel		3
12		1	-	-	-	-	NS	•Tubular shaft	•Röraxel	D1 50.8 mm	
13	1340500-6	1	-	-	-	-		•Fork shaft	•Gaffeltapp		3
14		1	-	-	-	-	NS	•Tubular shaft	•Röraxel	D2 50.8 mm	
15	1232736-7	1	-	-	-	-		•Flange yoke	•Flänsgaffel		3
16	6814141-5	8	-	-	-	-		Screw	Skruv	(1340928)	2
17	6814142-3	8	-	-	-	-		Lock nut	Låsmutter		2
18	967411-0	2	-	-	-	-		Flange screw	Flänsskruv		2

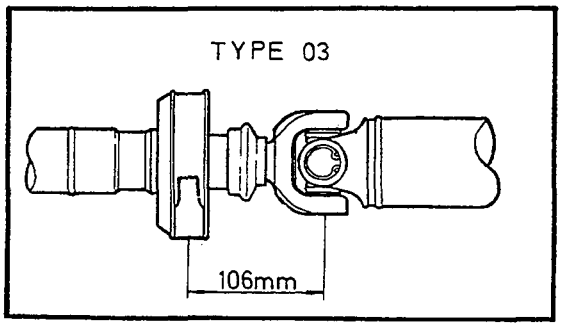

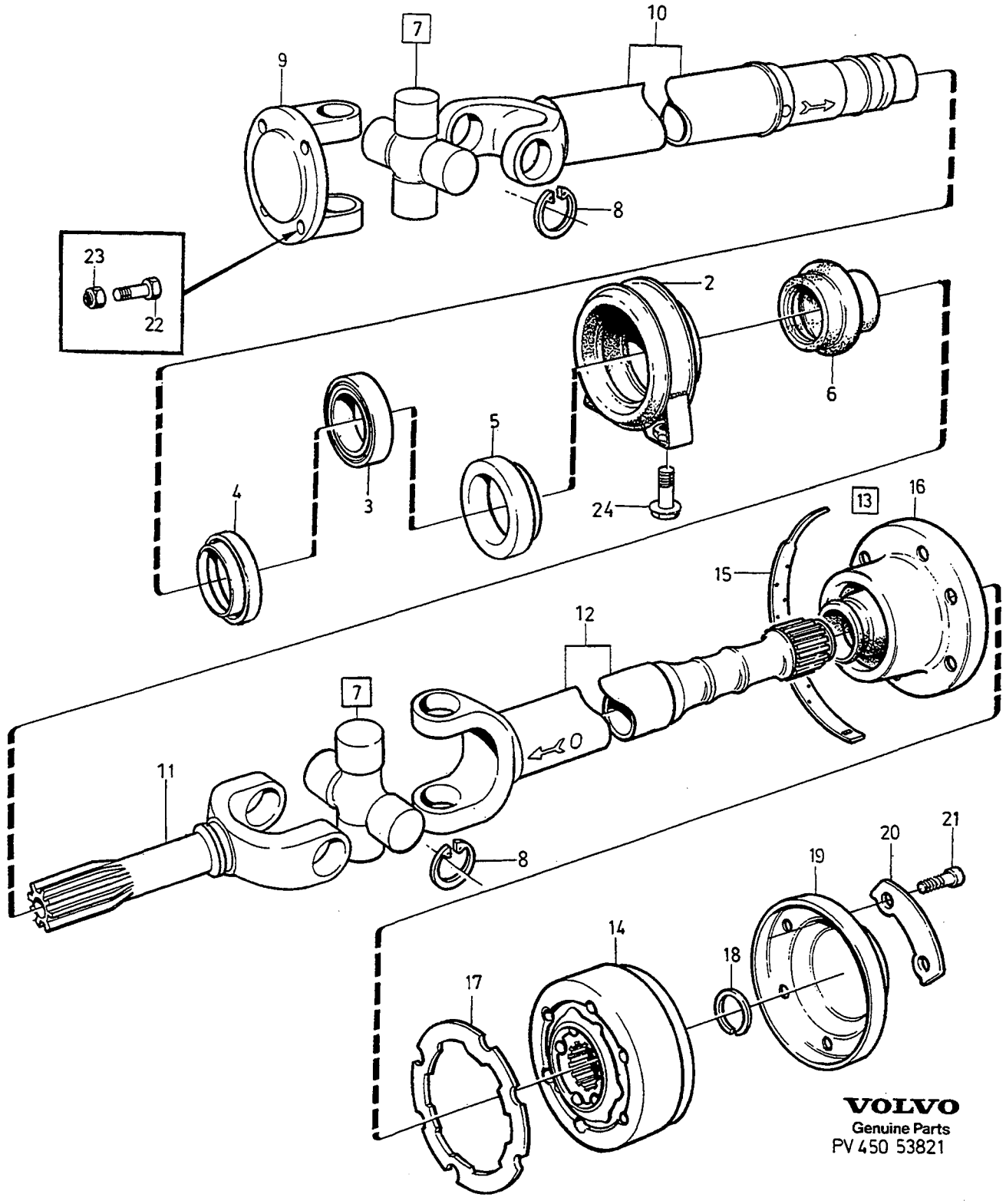

VOLVO
Genuine Parts
PV 450 53821

A
B
C
D
E

PROPELLER SHAFT CENTRE BEARING AND MOUNTING
KARDANAXEL MELLANLAGER OCH UPPHÄNGNING

TYPE 03

Group / Grupp 45
Page / Sida 689

Fig	Part No. Artikel nr	Quantity / Antal A	B	C	D	E	P S	Description	Benämning	Notes Anmärkning	S R
1	3520422-1	1	-	-	-	-		Propeller shaft	Kardanaxel	B280, AW71 1990-	4
2	1340501-4	1	-	-	-	-		• Bearing carrier	• Lagerhållare		2
3	183265-8	1	-	-	-	-		• Ball bearing	• Kullager		2
4	1340502-2	1	-	-	-	-		• Ring	• Ring		2
5	1340647-5	1	-	-	-	-		• Ring	• Ring		2
6	1340504-8	1	-	-	-	-		• Bellows	• Bälg		2
7	1209814-1	2	-	-	-	-		• Spider	• Axelkors		1
8	24383-2	4	-	-	-	-		• • Retaining ring	• • Spårring		2
9	1232736-7	1	-	-	-	-		• Flange yoke	• Flänsgaffel		3
10		1	-	-	-	-	NS	• Tubular shaft	• Röraxel		
11	1340500-6	1	-	-	-	-		• Fork shaft	• Gaffeltapp		3
12		1	-	-	-	-	NS	• Tubular shaft	• Röraxel		
13	271382-4	1	-	-	-	-		C. v. joint kit	Drivknutsats		4
	271323-8	-	1	-	-	-		Bellows kit	Bälgsats		2
14		1	-	-	-	-	NS	• Constant velocity joint	• Drivknut		
15		1	1	-	-	-	NS	• Clamp	• Klamma		
16		1	1	-	-	-	NS	• Bellows	• Bälg		
17		1	1	-	-	-	NS	• Seal	• Tätning		
18		1	1	-	-	-	NS	• Retaining ring	• Spårring		
19		1	1	-	-	-	NS	• Cover	• Lock		
20	3520279-5	3	-	-	-	-		Washer	Bricka		3
21	976418-4	6	-	-	-	-		Screw	Skruv		2
22	6814141-5	4	-	-	-	-		Screw	Skruv		2
23	6814142-3	4	-	-	-	-		Lock nut	Låsmutter		2
24	967411-0	2	-	-	-	-		Flange screw	Flänsskruv		2

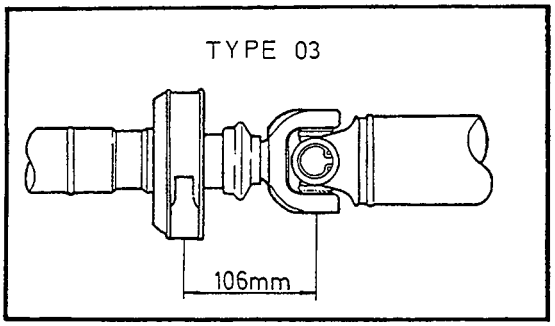

1

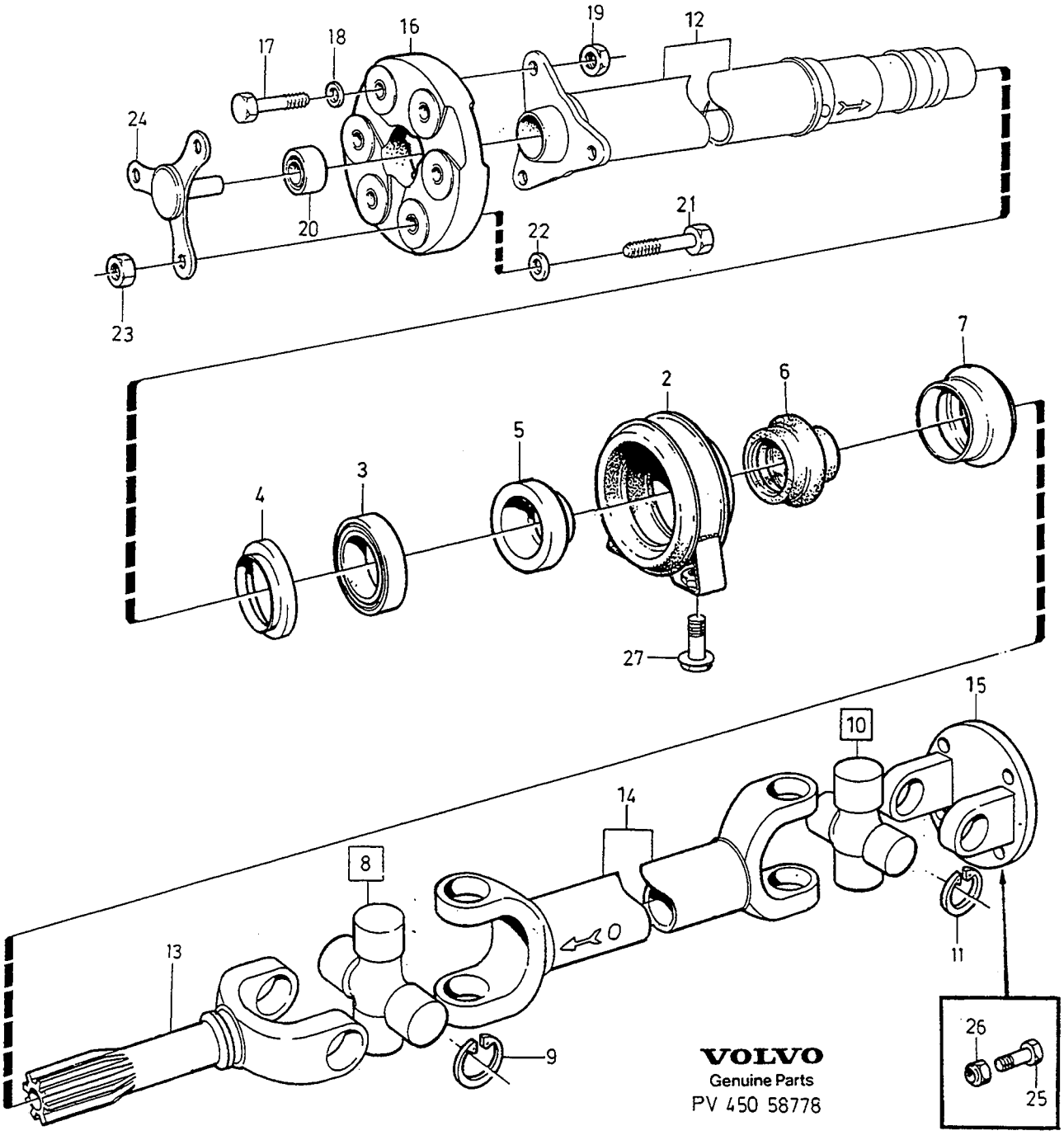

VOLVO
Genuine Parts
PV 450 58778

A	B200ET -1987
B	B200ET 1988-
C	D24TIC 1988-
D	B204GT ALTER 1
E	B204GT ALTER 2

PROPELLER SHAFT — KARDANAXEL
CENTRE BEARING AND MOUNTING — MELLANLAGER OCH UPPHÄNGNING

Group / Grupp: 45

Page / Sida: 691

TYPE 03.

Fig	Part No. Artikel nr	Quantity / Antal A	B	C	D	E	PS	Description	Benämning	Notes Anmärkning	SR
1	1340371-2	1	-	-	-	-		Propeller shaft	Kardanaxel	M46	4
	6814047-4	-	1	-	-	-		Propeller shaft	Kardanaxel	M46	4
	1381883-6	-	-	1	-	-		Propeller shaft	Kardanaxel	M46	4
	6814047-4	-	-	-	1	-		Propeller shaft	Kardanaxel	M46	4
	3520659-8	-	-	-	-	1		Propeller shaft	Kardanaxel	M46	4
2	1340501-4	1	1	1	1	1		• Bearing carrier	• Lagerhållare		2
3	183265-8	1	1	1	1	1		• Ball bearing	• Kullager		2
4	1340502-2	1	1	1	1	1		• Ring	• Ring		2
5	1340647-5	1	1	1	1	1		• Ring	• Ring		2
6	1340504-8	1	1	1	1	1		• Bellows	• Bälg		2
7	1340552-7	-	-	-	-	1		• Support ring	• Stödring		2
8	1209814-1	1	1	1	1	1		• Spider	• Axelkors		1
9	24383-2	4	4	4	4	4		• • Retaining ring	• • Spårring		2
10	1209814-1	1	1	1	1	1		• Spider	• Axelkors		1
11	24383-2	4	4	4	4	4		• • Retaining ring	• • Spårring		2
12		1	1	1	1	1	NS	• Tubular shaft	• Röraxel		
13	1340500-6	1	1	1	1	1		• Fork shaft	• Gaffeltapp		3
14		1	1	1	1	1	NS	• Tubular shaft	• Röraxel		
15	1232736-7	1	1	1	1	1		• Flange yoke	• Flänsgaffel		3
16	1220843-5	1	1	1	1	1		• Universal joint	• Kardanknut		2
17	955346-2	3	3	3	3	3		• Screw	• Skruv		2
18	955897-4	3	3	3	3	3		• Washer	• Bricka		2
☆ 19	971084-9	3	3	3	3	3		• Lock nut	• Låsmutter	(946034)	4
20	1209862-0	1	1	1	1	1		• Sleeve	• Hylsa		4
21	955346-2	3	3	3	3	3		• Screw	• Skruv		2
22	955897-4	3	3	3	3	3		• Washer	• Bricka		2
☆ 23	971084-9	3	3	3	3	3		• Lock nut	• Låsmutter	(946034)	4
24	1209867-9	1	1	1	1	1		• Guide pin	• Styrtapp		3
25	6814141-5	4	4	4	4	4		Screw	Skruv	(1340928)	2
26	6814142-3	4	4	4	4	4		Lock nut	Låsmutter		2
27	967411-0	2	2	2	2	2		Flange screw	Flänsskruv		2

REAR AXLE / BAKAXEL

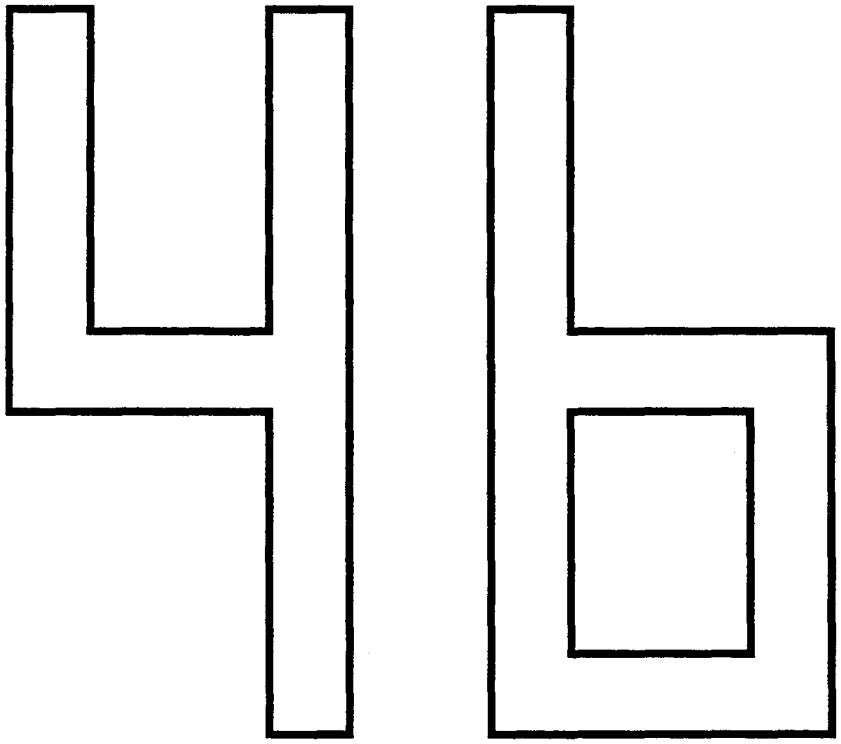

A		SUB GROUP REAR AXLE	UNDERGRUPP BAKAXEL	Group Grupp 46
B				
C				Page Sida 693
D				
E				

Fig	Part No. Artikel nr	Quantity / Antal A	B	C	D	E	P S	Description	Benämning	Notes Anmärkning	S R
		-	-	-	-	-		Rear axle ..... -1987	Bakaxel ..... -1987	SEE 46•695	
		-	-	-	-	-		Rear axle ..... MULTI LINK 1988-	Bakaxel ..... MULTI LINK 1988-	SEE 46•701	
		-	-	-	-	-		Rear axle limited slip differential MULTI LINK 1990-	Bakaxel differentialbroms ..... MULTI LINK 1990-	SEE 46•707	
		-	-	-	-	-		Repair kits rear axle	Reparationssats bakaxel	SEE 46•715	

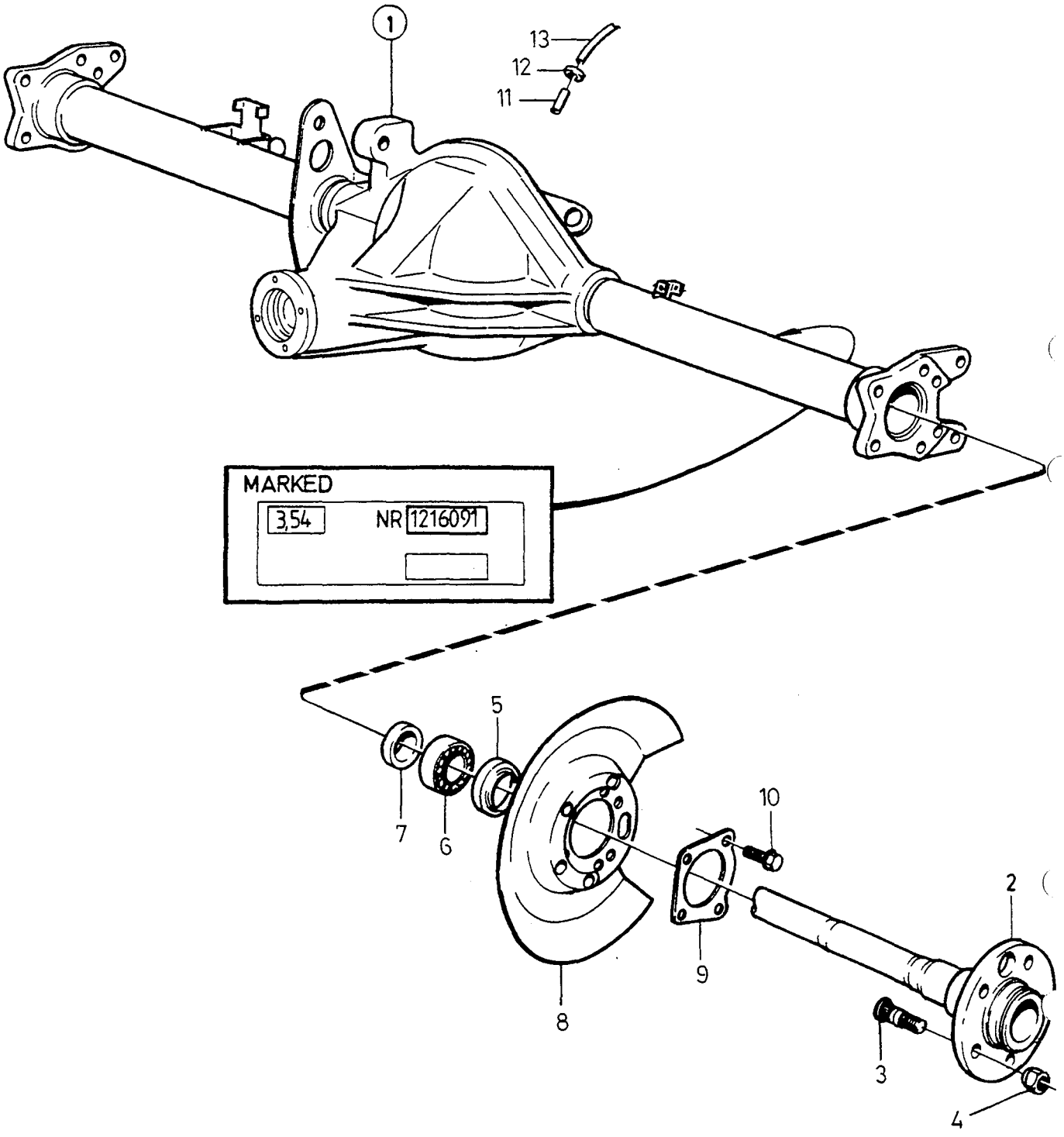

©VOLVO
Genuine Parts
PV460 42438

A
B
C
D
E

REAR AXLE — BAKAXEL

Group / Grupp: 46
Page / Sida: 695

-1987

Fig	Part No. Artikel nr	Quantity / Antal A	B	C	D	E	PS	Description	Benämning	Notes Anmärkning	SR
1	1216154-3	1	-	-	-	-		Rear axle	Bakaxel	MARKED 3.54-1216154	5
		-	-	-	-	-		•SEE 46•697	•SEE 46•697	ABS	
	1216153-5	1	-	-	-	-		Rear axle	Bakaxel	MARKED 3.73-1216153	5
		-	-	-	-	-		•SEE 46•697	•SEE 46•697	ABS	
	1216156-8	1	-	-	-	-		Rear axle	Bakaxel	MARKED 3.91-1216156	5
		-	-	-	-	-		•SEE 46•697	•SEE 46•697		
	1216177-4	1	-	-	-	-		Rear axle	Bakaxel	MARKED 3.91-1216177	5
		-	-	-	-	-		•SEE 46•697	•SEE 46•697	ABS	
2	1232100-6	2	-	-	-	-		Drive shaft	Drivaxel		3
3	1209295-3	10	-	-	-	-		Wheel stud	Hjulbult		2
4		10	-	-	-	-		Wheel nut	Hjulmutter	SEE 77•841	
5	384710-0	2	-	-	-	-		Sealing ring	Tätningsring		2
6	384728-2	2	-	-	-	-		Roller bearing	Rullager		2
7	1232921-5	2	-	-	-	-		Retaining ring	Spårring		2
8		2	-	-	-	-		Protecting plate	Skyddsplåt	SEE 51•727	
9	383095-7	2	-	-	-	-		Pressure plate	Tryckplåt		4
☆ 10	970945-2	8	-	-	-	-		Screw	Skruv	(955315)	2
11	662014-0	1	-	-	-	-		Nipple	Nippel		3
12	96443-7	1	-	-	-	-		Rubber bushing	Gummibussning		3
13	946763-0	X	-	-	-	-		Plastic hose	Plastslang	LG 320 mm	2

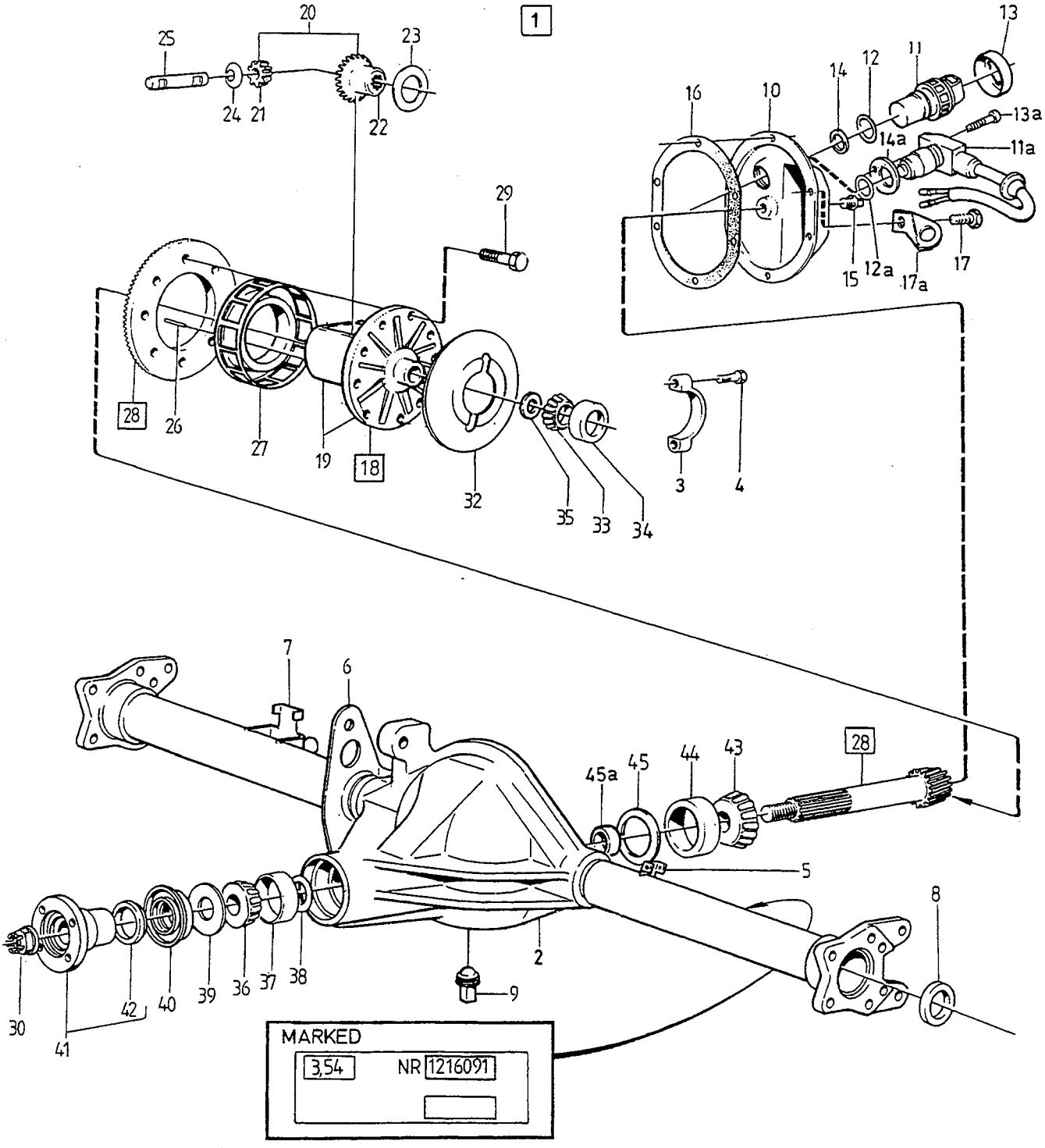



VOLVO PARTS
PV 460 39883

A	MARKED 1031	REAR AXLE BAKAXEL	Group Grupp 46
B			
C			Page Sida 697
D			
E		-1987	

Fig	Part No. Artikel nr	Quantity / Antal A	B	C	D	E	PS	Description	Benämning	Notes Anmärkning	SR
1	1216154-3	1	-	-	-	-		Rear axle	Bakaxel		5
	1216180-8	1	-	-	-	-		Rear axle	Bakaxel		5
	1216153-5	1	-	-	-	-		Rear axle	Bakaxel		5
	1216167-5	1	-	-	-	-		Rear axle	Bakaxel		5
	1216177-4	1	-	-	-	-		Rear axle	Bakaxel		5
	1216156-8	1	-	-	-	-		Rear axle	Bakaxel		5
☆ 2	6814452-6	1	-	-	-	-		• Rear axle casing	• Bakaxelkåpa	(1377280)	5
3		2	-	-	-	-	NS	•• Cap	•• Överfall		
4	970881-9	4	-	-	-	-		•• Screw	•• Skruv	(963248)	2
5		1	-	-	-	-	NS	•• Bracket	•• Konsol		
6		1	-	-	-	-	NS	•• Bracket	•• Konsol		
7		1	-	-	-	-	NS	•• Anchorage	•• Fäste		
8	1232922-3	2	-	-	-	-		•• Sealing ring	•• Tätningsring		2
9	951901-8	1	-	-	-	-		• Plug	• Plugg	1/2 NPTF	2
10	1209772-1	1	-	-	-	-		• Inspection cover	• Inspektionslock	EXC ABS	4
	1209850-5	1	-	-	-	-		• Inspection cover	• Inspektionslock	ABS	4
11	1308024-7	1	-	-	-	-		• Impulse sensor	• Impulsgivare	EXC ABS	2
11a	1324081-7	1	-	-	-	-		• Sensor	• Givare	ABS	2
12	1307369-7	1	-	-	-	-		•• O-ring	•• O-ring	EXC ABS	2
12a	974673-6	1	-	-	-	-		•• O-ring	•• O-ring	ABS	2
13	1232772-2	1	-	-	-	-		• Lock nut	• Låsmutter	EXC ABS	2
13a	942001-9	1	-	-	-	-		• Screw	• Skruv	ABS	2
14	191834-1	X	-	-	-	-		• Shim	• Justerbleck	THK 0.1 mm EXC ABS	2
	191835-8	X	-	-	-	-		• Shim	• Justerbleck	THK 0.15 mm EXC ABS	2
	191837-4	X	-	-	-	-		• Shim	• Justerbleck	THK 0.25 mm EXC ABS	2
	191836-6	X	-	-	-	-		• Shim	• Justerbleck	THK 0.7 mm EXC ABS	2
	1209277-1	X	-	-	-	-		• Shim	• Justerbleck	THK 1.5 mm EXC ABS	2
	1209287-0	X	-	-	-	-		• Shim	• Justerbleck	THK 2.5 mm EXC ABS	2
14a	1209853-9	X	-	-	-	-		• Shim	• Justerbleck	THK 1.0 mm ABS	2
	1209855-4	X	-	-	-	-		• Shim	• Justerbleck	THK 1.2 mm ABS	2
	1209857-0	X	-	-	-	-		• Shim	• Justerbleck	THK 1.4 mm ABS	2
	1209859-6	X	-	-	-	-		• Shim	• Justerbleck	THK 1.6 mm ABS	2
	1340559-2	X	-	-	-	-		• Shim	• Justerbleck	THK 1.8 mm ABS	2
15	952359-8	1	-	-	-	-		• Plug	• Propp	3/4 NPTF	2
16	1377332-0	1	-	-	-	-		• Gasket	• Packning	(89254)	2
17	947107-9	9	-	-	-	-		• Flange screw	• Flänsskruv		2
17a	1348890-3	1	-	-	-	-		• Bracket	• Konsol		3
18	1232771-4	1	-	-	-	-		• Differential	• Differential	EXC ABS	4
	1209836-4	1	-	-	-	-		• Differential	• Differential	ABS	4
19	1232722-7	1	-	-	-	-		•• Differential housing	•• Differentialhus		4
20	271422-8	1	-	-	-	-		•• Differential pinion set	•• Differentialdrevsats		3
21		2	-	-	-	-	KN	••• Differential pinion	••• Differentialdrev		
22		2	-	-	-	-	KN	••• Differential side gear	••• Differentialhjul		
23	1232436-4	2	-	-	-	-		•• Thrust washer	•• Tryckbricka		3
24	384209-3	2	-	-	-	-		•• Thrust washer	•• Tryckbricka		3
25	384201-0	1	-	-	-	-		•• Spindle	•• Axeltapp		3
26	191838-2	1	-	-	-	-		•• Lock pin	•• Låspinne		3
27	1232733-4	1	-	-	-	-		•• Sensor wheel	•• Tandhjul	EXC ABS	3
	1209835-6	1	-	-	-	-		•• Sensor wheel	•• Tandhjul	ABS	3
☆ 28	271335-2	1	-	-	-	-		• Drive gear set	• Drevsats	R.AX RATIO 3.73:1	3
		-	-	-	-	-		.....	.....	(271256)	
	271257-8	1	-	-	-	-		• Drive gear set	• Drevsats	R.AX RATIO 3.91:1	3
		-	-	-	-	-		.....	.....	(273980)	
	271255-2	1	-	-	-	-		• Drive gear set	• Drevsats	R.AX RATIO 3.54:1	3
		-	-	-	-	-		.....	.....	(273410)	
☆	271254-5	1	-	-	-	-		• Drive gear set	• Drevsats	R.AX RATIO 3.31:1	3
		-	-	-	-	-		.....	.....	(273139)	
29	1217099-9	10	-	-	-	-	IK	•• Screw	•• Skruv		2
30	947855-3	1	-	-	-	-	IK	•• Nut	•• Mutter	M20	2
31	1161329-6	3	-	-	-	-	IK	•• Rear axle oil	•• Bakväxelolja	(1161276), 0,5 l	6
32	383253-2	1	-	-	-	-		• Lock plate	• Låsplåt		3

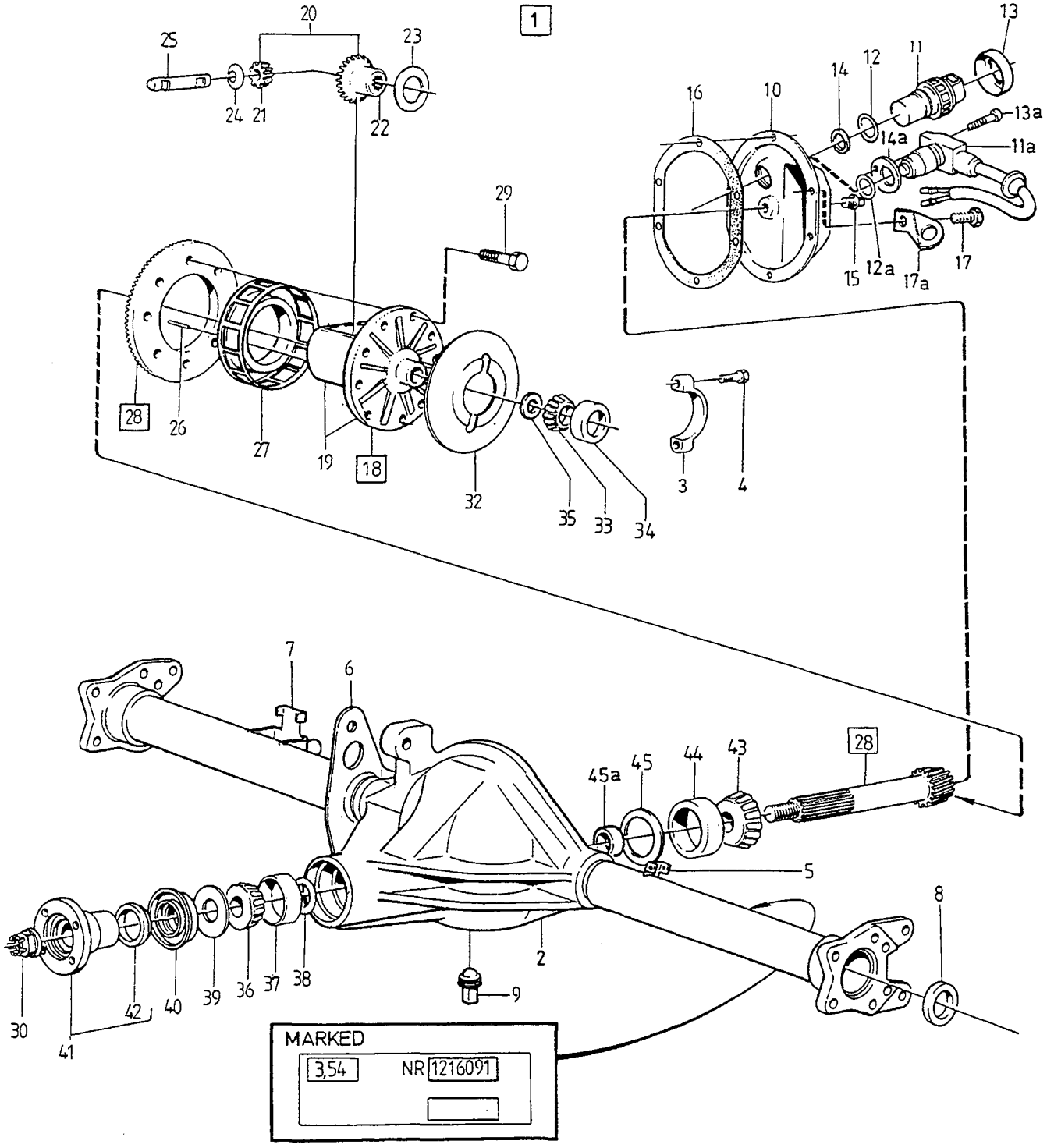



VOLVO PARTS
PV 460 39883

A	MARKED 1031	REAR AXLE	BAKAXEL	Group Grupp 46
B				
C				
D				Page Sida 699
E		-1987		

Fig	Part No. Artikel nr	Quantity / Antal A	B	C	D	E	PS	Description	Benämning	Notes Anmärkning	SR
33	181305-4	2	-	-	-	-		• Cone	• Innerring		2
34	181662-8	2	-	-	-	-		• Cup	• Ytterring		2
35	81374-1	X	-	-	-	-		• Shim	• Justerbleck	THK 0.08 mm	2
	81375-8	X	-	-	-	-		• Shim	• Justerbleck	THK 0.13 mm	2
	120622-6	X	-	-	-	-		• Shim	• Justerbleck	THK 0.25 mm	2
	81377-4	X	-	-	-	-		• Shim	• Justerbleck	THK 0.75 mm	2
36	181301-3	1	-	-	-	-		• Cone	• Innerring		2
37	181302-1	1	-	-	-	-		• Cup	• Ytterring		2
38	191834-1	X	-	-	-	-		• Shim	• Justerbleck	THK 0.08 mm	2
	191835-8	X	-	-	-	-		• Shim	• Justerbleck	THK 0.13 mm	2
	191837-4	X	-	-	-	-		• Shim	• Justerbleck	THK 0.25 mm	2
	191836-6	X	-	-	-	-		• Shim	• Justerbleck	THK 0.75 mm	2
39	80506-9	1	-	-	-	-		• Sealing washer	• Tätningsbricka		2
40	942905-1	1	-	-	-	-		• Seal	• Tätning		2
41	1209369-6	1	-	-	-	-		• Companion flange	• Medbringare		3
42	81388-1	1	-	-	-	-		• • Dust cover	• • Dammskydd		2
43	183327-6	1	-	-	-	-		• Cone	• Innerring		2
44	183328-4	1	-	-	-	-		• Cup	• Ytterring		2
45	1220983-9	X	-	-	-	-		• Shim	• Justerbleck	THK 0.25 mm	2
	1220984-7	X	-	-	-	-		• Shim	• Justerbleck	THK 0.13 mm	2
	1220985-4	X	-	-	-	-		• Shim	• Justerbleck	THK 0.08 mm	2
	81383-2	X	-	-	-	-		• Shim	• Justerbleck	THK 0.10 mm	2
	81384-0	X	-	-	-	-		• Shim	• Justerbleck	THK 0.15 mm	2
	120623-4	X	-	-	-	-		• Shim	• Justerbleck	THK 0.254 mm	2
	384871-0	X	-	-	-	-		• Shim	• Justerbleck	THK 1.00 mm	2
45a	1340791-1	1	-	-	-	-		• Pretensioning sleeve	• Förspänningshylsa	R.AX MARKED F	3

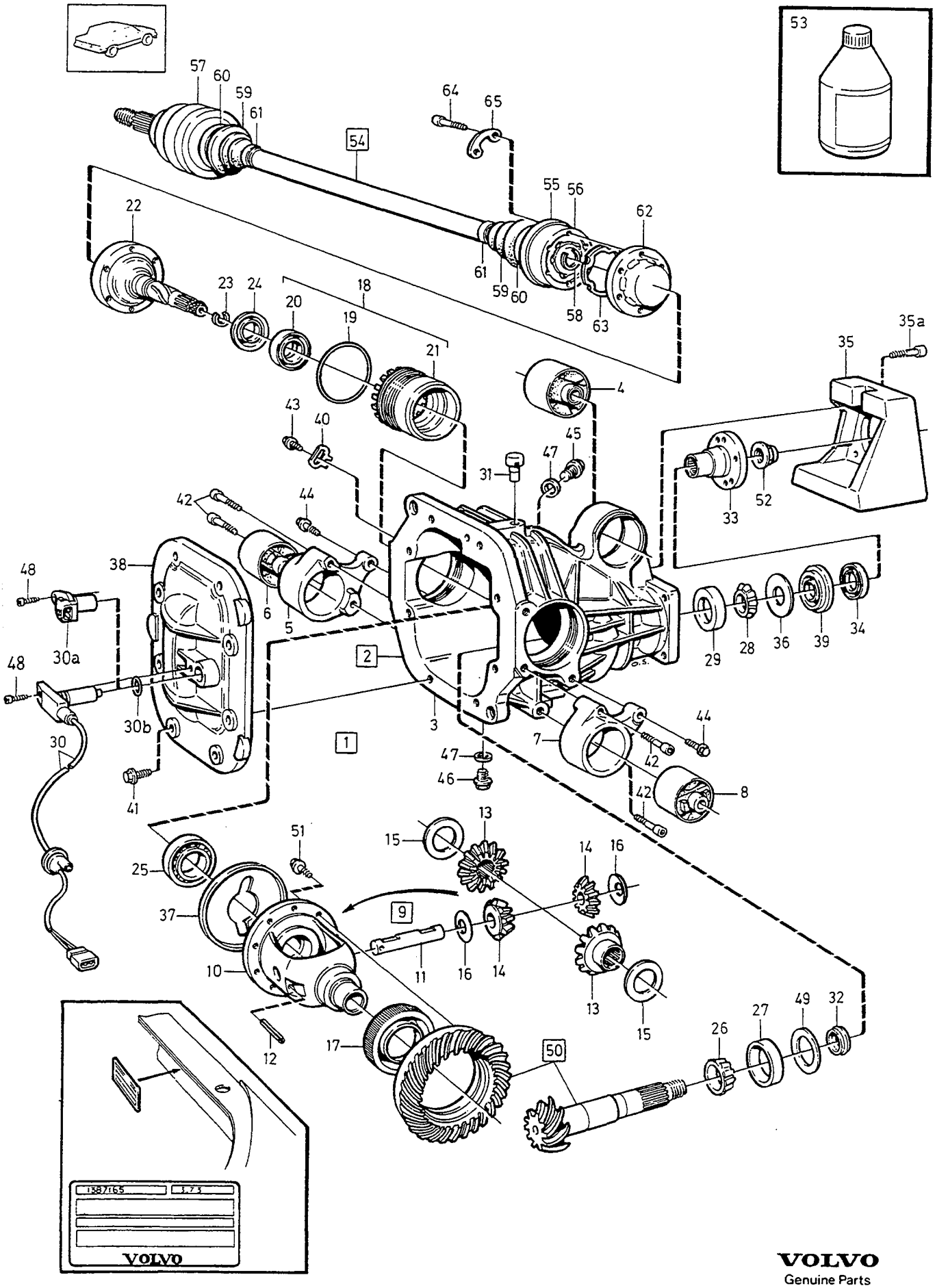

VOLVO
Genuine Parts
PV 460 53377

A	-1989
B	1990-
C	1990-
D	
E	

REAR AXLE — BAKAXEL

Group / Grupp 46

Page / Sida 701

MULTI LINK

Fig	Part No. / Artikel nr	Quantity / Antal A	B	C	D	E	PS	Description	Benämning	Notes / Anmärkning	SR
1	*1216220*	1	-	-	-	-	NS	Rear axle	Bakaxel	MARKED 3.73-1387165	
	1216222	1	-	-	-	-	NS	Rear axle	Bakaxel	MARKED 3.54-1387164	
	1216224	1	-	-	-	-	NS	Rear axle	Bakaxel	MARKED 3.91-1387166	
	1216375	-	1	-	-	-	NS	Rear axle	Bakaxel	MARKED 3.54-3530335 1990 -	
	1216376	-	1	-	-	-	NS	Rear axle	Bakaxel	MARKED 3.73-3530333 1990	
	1216382	-	-	1	-	-	NS	Rear axle	Bakaxel	MARKED 3.73-3530562 1990	
	1216383	-	-	1	-	-	NS	Rear axle	Bakaxel	MARKED 3.91-3530563	
2	1377181-1	1	-	-	-	-		•Final drive	•Slutväxel	R.AX RATIO 3.73, 1988	5
	(3502564)	1	-	-	-	-	SP	•Final drive	•Slutväxel	R.AX RATIO 3.73, 1989 REPL 1PCS 3520166-4, 1PCS 1359234-0.	5
	1377180-3	1	-	-	-	-		•Final drive	•Slutväxel	R.AX RATIO 3.54, 1988	5
	(3502563)	1	-	-	-	-	SP	•Final drive	•Slutväxel	R.AX RATIO 3.54, 1989 REPL 1PCS 3520164-9, 1PCS 1359234-0.	5
	(6814372)	1	-	-	-	-	SP	•Final drive	•Slutväxel	R.AX RATIO 3.54, 1989 REPL 1PCS 3502563-4.	5
	1377182-9	1	-	-	-	-		•Final drive	•Slutväxel	R.AX RATIO 3.91, 1988	5
	(3502565)	1	-	-	-	-	SP	•Final drive	•Slutväxel	R.AX RATIO 3.91, 1989 REPL 1PCS 3520167-2, 1PCS 1359234-0.	5
	3520164-9	-	1	-	-	-		•Final drive	•Slutväxel	R.AX RATIO 3.54	5
	3520166-4	-	1	-	-	-		•Final drive	•Slutväxel	R.AX RATIO 3.73	5
	(3520411)	-	-	1	-	-	SP	•Final drive	•Slutväxel	R.AX RATIO 3.73 REPL 1PCS 3520166-4, 1PCS 3520410-6, 1PCS 947855-3.	6
	(3520412)	-	-	1	-	-	SP	•Final drive	•Slutväxel	R.AX RATIO 3.91 REPL 1PCS 3520167-2, 1PCS 3520410-6, 1PCS 947855-3.	6
3	1377055-7	1	-	-	-	-		••Gear housing	••Växelhus	(1377013)	5
	3520399	-	1	1	-	-	NS	••Gear housing	••Växelhus		
	1377055-7	1	1	1	-	-		•••Gear housing	•••Växelhus		5
4	1359234-0	1	-	-	-	-		•••Bushing	•••Bussning		3
	3530391-6	-	1	1	-	-		•••Bushing	•••Bussning		3
☆ 5	3520573-1	1	1	1	-	-		••Bracket	••Konsol	(1377626)	5
6	1359235-7	1	1	1	-	-		••Bushing	••Bussning		3
☆ 7	3520574-9	1	1	1	-	-		••Bracket	••Konsol	(1377627)	5
8	1359235-7	1	1	1	-	-		••Bushing	••Bussning		3
9	1377015-1	1	-	-	-	-		••Differential	••Differential	-1988	4
	(3502566)	1	-	-	-	-	SP	••Differential	••Differential	1989- REPL 1PCS 3520159-9, 1PCS 3502572-5.	4
	3520159-9	-	1	1	-	-		••Differential	••Differential	1990-	4
10		1	1	1	-	-	NS	•••Housing	•••Hus		
11	384201-0	1	1	1	-	-		•••Spindle	•••Axeltapp		3
12	191838-2	1	1	1	-	-		•••Lock pin	•••Låspinne		3
13		2	2	2	-	-	KN	•••Differential side gear	•••Differentialhjul		
14		2	2	2	-	-	KN	•••Differential side gear	•••Differentialhjul		
15	1232436-4	2	2	2	-	-		•••Thrust washer	•••Tryckbricka		3
16	384209-3	2	2	2	-	-		•••Thrust washer	•••Tryckbricka		3
17	1209835-6	1	-	-	-	-		•••Sensor wheel	•••Tandhjul	1988	3
	(3502384)	1	-	-	-	-	SP	•••Sensor wheel	•••Tandhjul	1989 REPL 1PCS 6814806-3, 1PCS 3502572-5.	3
	6814806-3	-	1	1	-	-		•••Sensor wheel	•••Tandhjul	1990	3
18		2	2	2	-	-	NS	••Nut	••Mutter		

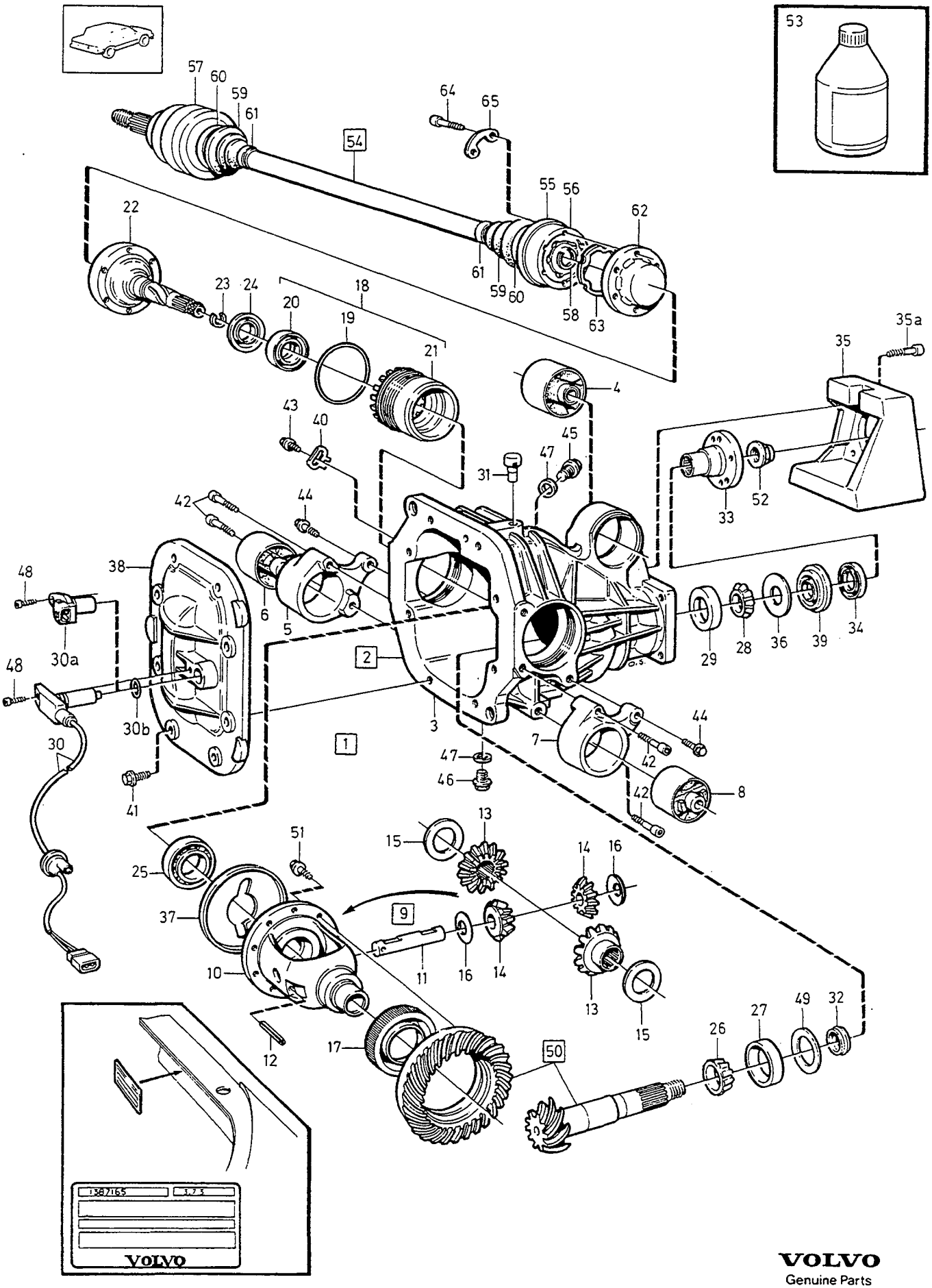

VOLVO
Genuine Parts
PV 460 53377

A	-1989
B	1990-
C	1990-
D	
E	

REAR AXLE — BAKAXEL

Group / Grupp 46

Page / Sida 703

MULTI LINK

Fig	Part No. / Artikel nr	Quantity / Antal A	B	C	D	E	PS	Description	Benämning	Notes / Anmärkning	SR
19	960235-0	1	1	1	-	-		···O-ring	···O-ring		2
20	1377058-1	1	1	1	-	-		···Seal	···Tätning		2
21	1377059-9	1	1	1	-	-		···Adjusting nut	···Justermutter		4
22	1377017-7	2	2	2	-	-		··Drive shaft	··Drivaxel		3
23	1377060-7	1	1	1	-	-		···Expanding ring	···Expanderring		3
24	1377288-4	1	1	1	-	-		···Deflector	···Deflektor		4
25	183510-7	2	2	2	-	-		··Bearing	··Lager		2
26	183327-6	1	1	1	-	-		··Cone	··Innerring		2
27	183328-4	1	1	1	-	-		··Cup	··Ytterring		2
28	181301-3	1	1	1	-	-		··Cone	··Innerring		2
29	181302-1	1	1	1	-	-		··Cup	··Ytterring		2
30	1363557-8	1	-	-	-	-		··Sensor	··Givare	-1988	2
30a	1398321-8	1	1	1	-	-		··Sensor	··Givare	1989-	2
30b	974673-6	1	1	1	-	-		··O-ring	··O-ring		2
31	1377061-5	1	1	1	-	-		··Air vent valve	··Avluftningsventil		4
32	1340791-1	1	1	1	-	-		··Pretensioning sleeve	··Förspänningshylsa		3
33	3502603-8	1	1	-	-	-		··Companion flange	··Medbringare		3
	3520410-6	-	-	1	-	-		··Companion flange	··Medbringare		3
34	81388-1	1	1	1	-	-		···Dust cover	···Dammskydd		2
35	3502625-1	1	1	1	-	-		··Weight	··Vikt		5
35a	959224-7	1	1	1	-	-		··Screw	··Skruv		2
36	80506-9	1	1	1	-	-		··Sealing washer	··Tätningsbricka		2
37	383253-2	1	1	1	-	-		··Lock plate	··Låsplåt		3
38	1377064-9	1	-	-	-	-		··Cover	··Lock	-1988	4
	3502490-0	1	1	1	-	-		··Cover	··Lock	1989-	4
39	942905-1	1	1	1	-	-		··Seal	··Tätning		2
40	1377065-6	2	2	2	-	-		··Lock washer	··Låsbricka		4
41	946671-5	8	8	8	-	-		··Flange screw	··Flänsskruv		2
42	959246-0	4	4	4	-	-		··Screw	··Skruv		2
43	946441-3	2	2	2	-	-		··Flange screw	··Flänsskruv		2
44	965185-2	2	2	2	-	-		··Flange screw	··Flänsskruv		2
45	3549308-9	1	1	1	-	-		··Plug	··Plugg	(1381504)	2
46	1377334-6	1	1	1	-	-		··Magnetic plug	··Magnetpropp		2
47	11998-2	2	2	2	-	-		··Gasket	··Packning		1
48	969413-4	1	1	1	-	-		··Screw	··Skruv		2
49	3502102-1	X	X	X	-	-		··Spacer washer	··Distansbricka	THK 1,65 mm	2
	3502104-7	X	X	X	-	-		··Spacer washer	··Distansbricka	THK 1,67 mm	2
	3502106-2	X	X	X	-	-		··Spacer washer	··Distansbricka	THK 1,69 mm	2
	3502108-8	X	X	X	-	-		··Spacer washer	··Distansbricka	THK 1,71 mm	2
	3502110-4	X	X	X	-	-		··Spacer washer	··Distansbricka	THK 1,73 mm	2
	44142-8	X	X	X	-	-		··Adjusting washer	··Justerbricka	THK 0,1 mm	4
	191524-8	X	X	X	-	-		··Shim	··Justerbleck	THK 0,15 mm	2
☆ 50	271335-2	1	-	-	-	-		··Drive gear set	··Drevsats	R.AX RATIO 3.73:1 (271256)	3
☆	271335-2	-	1	1	-	-		··Drive gear set	··Drevsats	R.AX RATIO 3.73:1 (271256)	3
	271255-2	1	-	-	-	-		··Drive gear set	··Drevsats	R.AX RATIO 3.54:1 (273410)	3
	271255-2	-	1	-	-	-		··Drive gear set	··Drevsats	R.AX RATIO 3.54:1	3
	271257-8	1	-	-	-	-		··Drive gear set	··Drevsats	R.AX RATIO 3.91:1 (273980)	3
	271257-8	-	-	1	-	-		··Drive gear set	··Drevsats	R.AX RATIO 3.91:1	3
51	1217099-9	10	10	10	-	-	IK	··Screw	··Skruv		2
52	947855-3	1	1	1	-	-	IK	··Nut	··Mutter		2
53	1161329-6	3	3	3	-	-		··Rear axle oil	··Bakväxelolja	0,5 l	6
54	3502336-5	2	2	2	-	-		·Drive shaft	·Drivaxel		3
55		1	1	1	-	-	KN	··Cover	··Kåpa		
56		1	1	1	-	-	KN	··Constant velocity joint inner	··Drivknut inre		
57		1	1	1	-	-	NS	··Constant velocity joint outer	··Drivknut yttre		
58	1377073-0	2	2	2	-	-	IK	··Retaining ring	··Spårring		2
59		2	2	2	-	-	KN	··Bellows	··Bälg		
60	1377075-5	2	2	2	-	-	IK	··Clamp	··Klamma		2

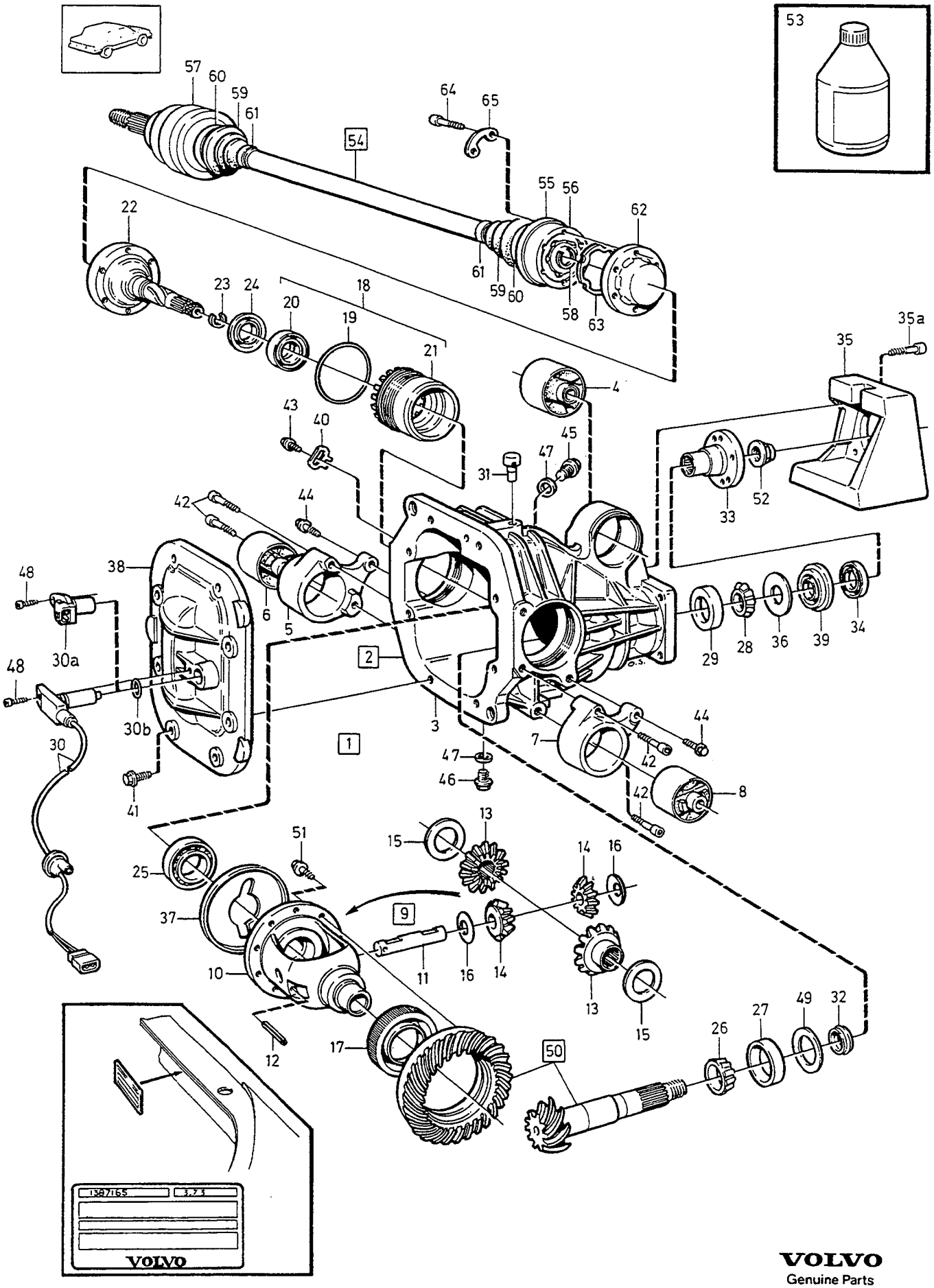

VOLVO
Genuine Parts
PV 460 53377

A	-1989
B	1990-
C	1990-
D	
E	

REAR AXLE — BAKAXEL

Group / Grupp 46

Page / Sida 705

MULTI LINK

Fig	Part No. Artikel nr	Quantity / Antal A	B	C	D	E	PS	Description	Benämning	Notes Anmärkning	SR
61	1377076-3	2	2	2	-	-	IK	••Clamp	••Klamma		2
62	1377274-4	1	1	1	-	-	IK	••Cap	••Lock		4
63		1	1	1	-	-	KN	••Seal	••Tätning		
64	968989-4	12	12	12	-	-		•Screw	•Skruv	(968996)	2
65	1377023-5	6	6	6	-	-		•Lock washer	•Låsbricka		3
		1	1	1	-	-		Differential pinion set	Differentialdrevsats	SEE 46•715	
		4	4	4	-	-		Bellows kit	Bälgsats	SEE 46•715	
		2	2	2	-	-		C. v. joint kit inner	Drivknutsats inre	SEE 46•715	

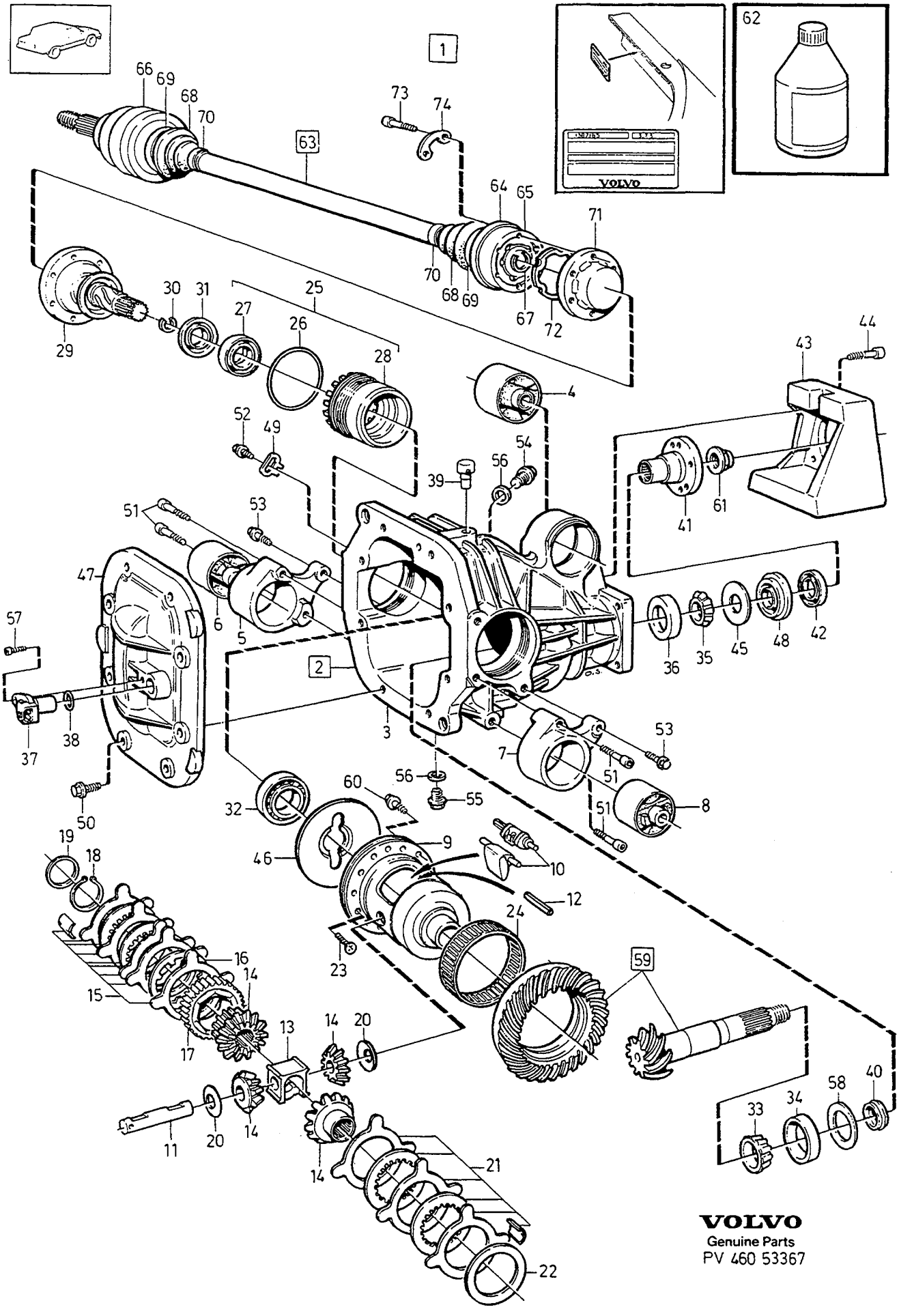

VOLVO
Genuine Parts
PV 460 53367

A	1990-
B	1990-
C	
D	
E	

REAR AXLE — BAKAXEL
LIMITED SLIP DIFFERENTIAL — DIFFERENTIALBROMS
MULTI LINK

Group / Grupp 46
Page / Sida 707

Fig	Part No. Artikel nr	Quantity / Antal A	B	C	D	E	PS	Description	Benämning	Notes Anmärkning	SR
1	*1216329*	1	-	-	-	-	NS	Rear axle	Bakaxel	MARKED 3.73-3516967 1990	
	1216384	-	1	-	-	-	NS	Rear axle	Bakaxel	MARKED 3.73-3530564 1990	
	1216385	-	1	-	-	-	NS	Rear axle	Bakaxel	MARKED 3.91-3530565	
2	*(6814316)*	1	-	-	-	-	SP	•Final drive	•Slutväxel	R.AX RATIO 3.73:1 REPL 1PCS 3520244-9, 1PCS 3502603-8, 1PCS 947855-3.	6
	(3520413)	-	1	-	-	-	SP	•Final drive	•Slutväxel	R.AX RATIO 3.73:1 REPL 1PCS 6814316-3, 1PCS 3520410-6, 1PCS 947855-3.	6
	(3520414)	-	1	-	-	-	SP	•Final drive	•Slutväxel	R.AX RATOO 3.91:1 REPL 1PCS 6814317-1, 1PCS 3520410-6, 1PCS 947855-3.	6
3	*3520399*	1	1	-	-	-	NS	••Gear housing	••Växelhus		
	1377055-7	1	1	-	-	-		•••Gear housing	•••Växelhus		5
4	3530391-6	1	1	-	-	-		•••Bushing	•••Bussning		3
☆ 5	3520573-1	1	1	-	-	-		••Bracket	••Konsol	(1377626)	5
6	1359235-7	1	1	-	-	-		••Bushing	••Bussning		3
☆ 7	3520574-9	1	1	-	-	-		••Bracket	••Konsol	(1377627)	5
8	1359235-7	1	1	-	-	-		••Bushing	••Bussning		3
9	6814116-7	1	1	-	-	-		•Differential lock	•Differentialspärr		4
10	6814607-5	1	1	-	-	-		••Weight	••Vikt		3
11	6814622-4	1	1	-	-	-		••Planet shaft	••Planetaxel		3
12	6814649-7	1	1	-	-	-		••Lock pin	••Låspinne		6
13	6814640-6	1	1	-	-	-		••Block	••Block	THK 32,0 mm	3
	6814641-4	1	1	-	-	-		••Block	••Block	THK 32,1 mm	3
	6814642-2	1	1	-	-	-		••Block	••Block	THK 32,2 mm	3
	6814643-0	1	1	-	-	-		••Block	••Block	THK 32,3 mm	3
	6814644-8	1	1	-	-	-		••Block	••Block	THK 32,4 mm	3
	6814645-5	1	1	-	-	-		••Block	••Block	THK 32,5 mm	3
	6814646-3	1	1	-	-	-		••Block	••Block	THK 32,6 mm	3
	6814647-1	1	1	-	-	-		••Block	••Block	THK 32,7 mm	3
14	6814652-1	1	1	-	-	-		••Differential pinion set	••Differentialdrevsats		3
15	6814614-1	1	1	-	-	-		••Disc kit	••Lamellsats		3
16	*3549304*	1	1	-	-	-	OP	•••Friction washer	•••Friktionsbricka	(6814616)	6
17	6814648-9	1	1	-	-	-		••Disc hub	••Lamellnav		3
18	6814650-5	1	1	-	-	-		••Retaining ring	••Spårring		3
19	6814623-2	X	X	-	-	-		••Washer	••Bricka	THK 0,56 mm	3
	6814625-7	X	X	-	-	-		••Washer	••Bricka	THK 0,81 mm	3
	6814627-3	X	X	-	-	-		••Washer	••Bricka	THK 1,01 mm	3
	6814629-9	X	X	-	-	-		••Washer	••Bricka	THK 1,20 mm	3
20	6814639-8	2	2	-	-	-		••Washer	••Bricka		3
21	6814610-9	1	1	-	-	-		••Disc kit	••Lamellsats		3
22	6814631-5	1	1	-	-	-		••Washer	••Bricka	THK 0,25 mm	3
	6814632-3	1	1	-	-	-		••Washer	••Bricka	THK 0,38 mm	3
	6814634-9	1	1	-	-	-		••Washer	••Bricka	THK 0,64 mm	3
☆ 23	969737-6	3	3	-	-	-		••Screw	••Skruv	(956203)	2
24	6814113-4	1	1	-	-	-		•Sensor wheel	•Tandhjul		3
25		2	2	-	-	-	NS	••Nut	••Mutter		
26	960235-0	1	1	-	-	-		•••O-ring	•••O-ring		2
27	1377058-1	1	1	-	-	-		•••Seal	•••Tätning		2
28	1377059-9	1	1	-	-	-		•••Adjusting nut	•••Justermutter		4
29	6814118-3	2	2	-	-	-		••Drive shaft	••Drivaxel		3
30	1377060-7	1	1	-	-	-		•••Expanding ring	•••Expanderring		3
31	1377288-4	1	1	-	-	-		•••Deflector	•••Deflektor		4
32	183510-7	2	2	-	-	-		••Bearing	••Lager		2
33	183327-6	1	1	-	-	-		••Cone	••Innerring		2

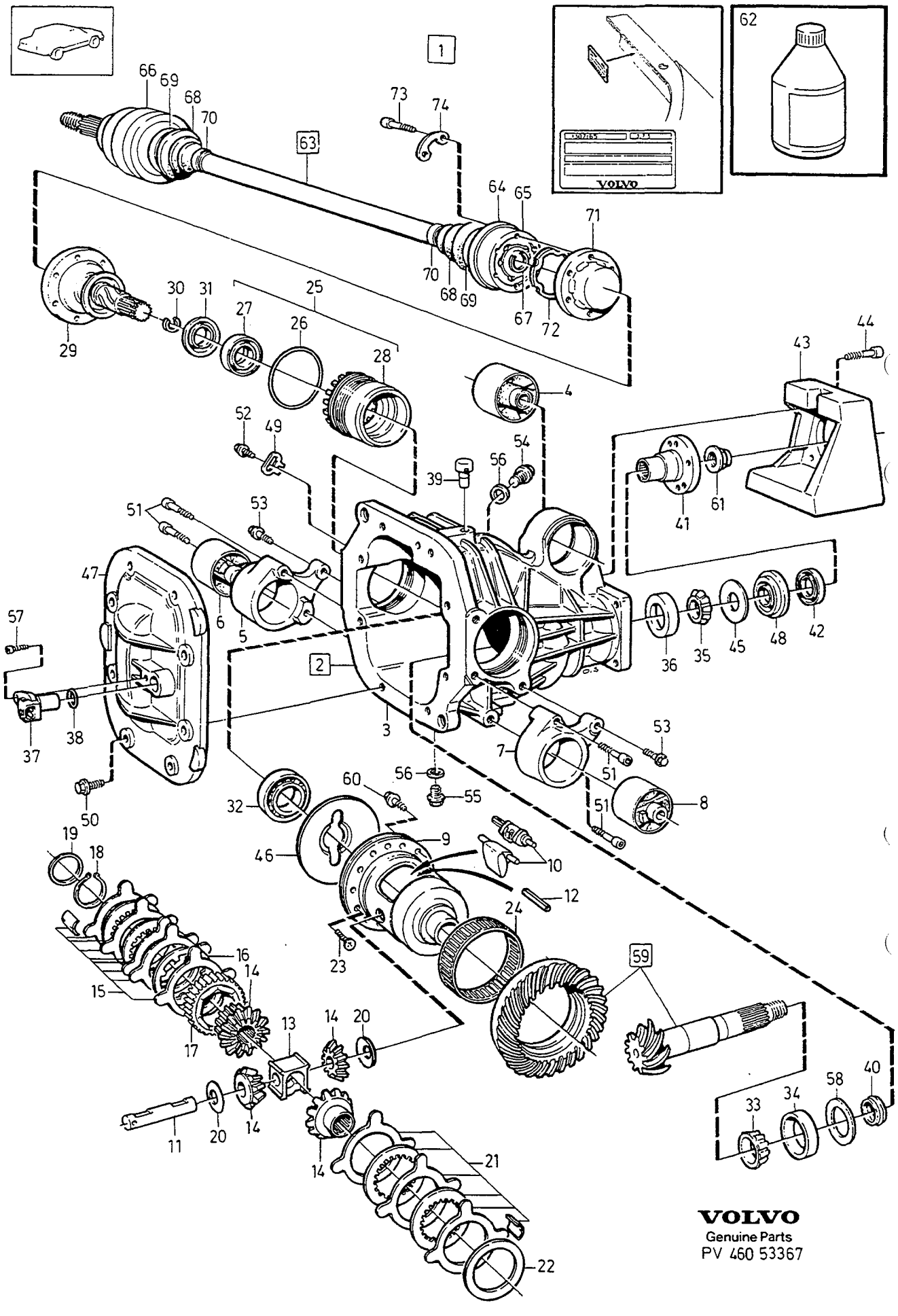

VOLVO
Genuine Parts
PV 460 53367

A	1990-
B	1990-
C	
D	
E	

REAR AXLE — BAKAXEL
LIMITED SLIP DIFFERENTIAL — DIFFERENTIALBROMS

MULTI LINK

Group / Grupp 46
Page / Sida 709

Fig	Part No. / Artikel nr	Quantity / Antal A	B	C	D	E	PS	Description	Benämning	Notes / Anmärkning	SR
34	183328-4	1	1	-	-	-		••Cup	••Ytterring		2
35	181301-3	1	1	-	-	-		••Cone	••Innerring		2
36	181302-1	1	1	-	-	-		••Cup	••Ytterring		2
37	1398321-8	1	1	-	-	-		••Sensor	••Givare		2
38	974673-6	1	1	-	-	-		••O-ring	••O-ring		2
39	1377061-5	1	1	-	-	-		••Air vent valve	••Avluftningsventil		4
40	1340791-1	1	1	-	-	-		••Pretensioning sleeve	••Förspänningshylsa		3
41	3502603-8	1	-	-	-	-		••Companion flange	••Medbringare		3
	3520410-6	-	1	-	-	-		••Companion flange	••Medbringare		3
42	81388-1	1	1	-	-	-		•••Dust cover	•••Dammskydd		2
43	3502625-1	1	1	-	-	-		••Weight	••Vikt		5
44	959224-7	1	1	-	-	-		••Screw	••Skruv		2
45	80506-9	1	1	-	-	-		••Sealing washer	••Tätningsbricka		2
46	6814765-1	1	1	-	-	-		••Lock plate	••Låsplåt		3
47	6814791-7	1	1	-	-	-		••Cover	••Lock	(3520161)	4
48	942905-1	1	1	-	-	-		••Seal	••Tätning		2
49	1377065-6	2	1	-	-	-		••Lock washer	••Låsbricka		4
50	946671-5	8	8	-	-	-		••Flange screw	••Flänsskruv		2
51	959246-0	4	4	-	-	-		••Screw	••Skruv		2
52	946441-3	2	2	-	-	-		••Flange screw	••Flänsskruv		2
53	965185-2	2	2	-	-	-		••Flange screw	••Flänsskruv		2
54	3549308-9	1	1	-	-	-		••Plug	••Plugg	(1381504)	2
55	1377334-6	1	1	-	-	-		••Magnetic plug	••Magnetpropp		2
56	11998-2	2	2	-	-	-		••Gasket	••Packning		1
57	969413-4	1	1	-	-	-		••Screw	••Skruv		2
58	3502102-1	X	X	-	-	-		••Spacer washer	••Distansbricka	THK 1,65 mm	2
	3502104-7	X	X	-	-	-		••Spacer washer	••Distansbricka	THK 1,67 mm	2
	3502106-2	X	X	-	-	-		••Spacer washer	••Distansbricka	THK 1,69 mm	2
	3502108-8	X	X	-	-	-		••Spacer washer	••Distansbricka	THK 1,71 mm	2
	3502110-4	X	X	-	-	-		••Spacer washer	••Distansbricka	THK 1,73 mm	2
	44142-8	X	X	-	-	-		••Adjusting washer	••Justerbricka	THK 0,1 mm	4
	191524-8	X	X	-	-	-		••Shim	••Justerbleck	THK 0,15 mm	2
☆ 59	271335-2	1	1	-	-	-		••Drive gear set	••Drevsats	R.AX RATIO 3.73:1 (271256)	3
	271257-8	-	1	-	-	-		••Drive gear set	••Drevsats	R.AX RATIO 3.91:1	3
60	1217099-9	10	10	-	-	-	IK	••Screw	••Skruv		2
61	947855-3	1	1	-	-	-	IK	••Nut	••Mutter		2
62	1161329-6	3	3	-	-	-		••Rear axle oil	••Bakväxelolja	0,5 l	6
63	3502336-5	2	2	-	-	-		•Drive shaft	•Drivaxel		3
64		1	1	-	-	-	KN	••Cover	••Kåpa		
65		1	1	-	-	-	KN	••Constant velocity joint inner	••Drivknut inre		
66		1	1	-	-	-	NS	••Constant velocity joint outer	••Drivknut yttre		
67	1377073-0	2	2	-	-	-	IK	••Retaining ring	••Spårring		2
68		2	2	-	-	-	KN	••Bellows	••Bälg		
69	1377075-5	2	2	-	-	-	IK	••Clamp	••Klamma		2
70	1377076-3	2	2	-	-	-	IK	••Clamp	••Klamma		2
71	1377274-4	1	1	-	-	-	IK	••Cap	••Lock		4
72		1	1	-	-	-	KN	••Seal	••Tätning		
73	968989-4	12	12	-	-	-		•Screw	•Skruv		2
74	1377023-5	6	6	-	-	-		•Lock washer	•Låsbricka		3
		1	1	-	-	-		Differential pinion set	Differentialdrevsats	SEE 46•715	
		4	4	-	-	-		Bellows kit	Bälgsats	SEE 46•715	
		2	2	-	-	-		C. v. joint kit inner	Drivknutsats inre	SEE 46•715	

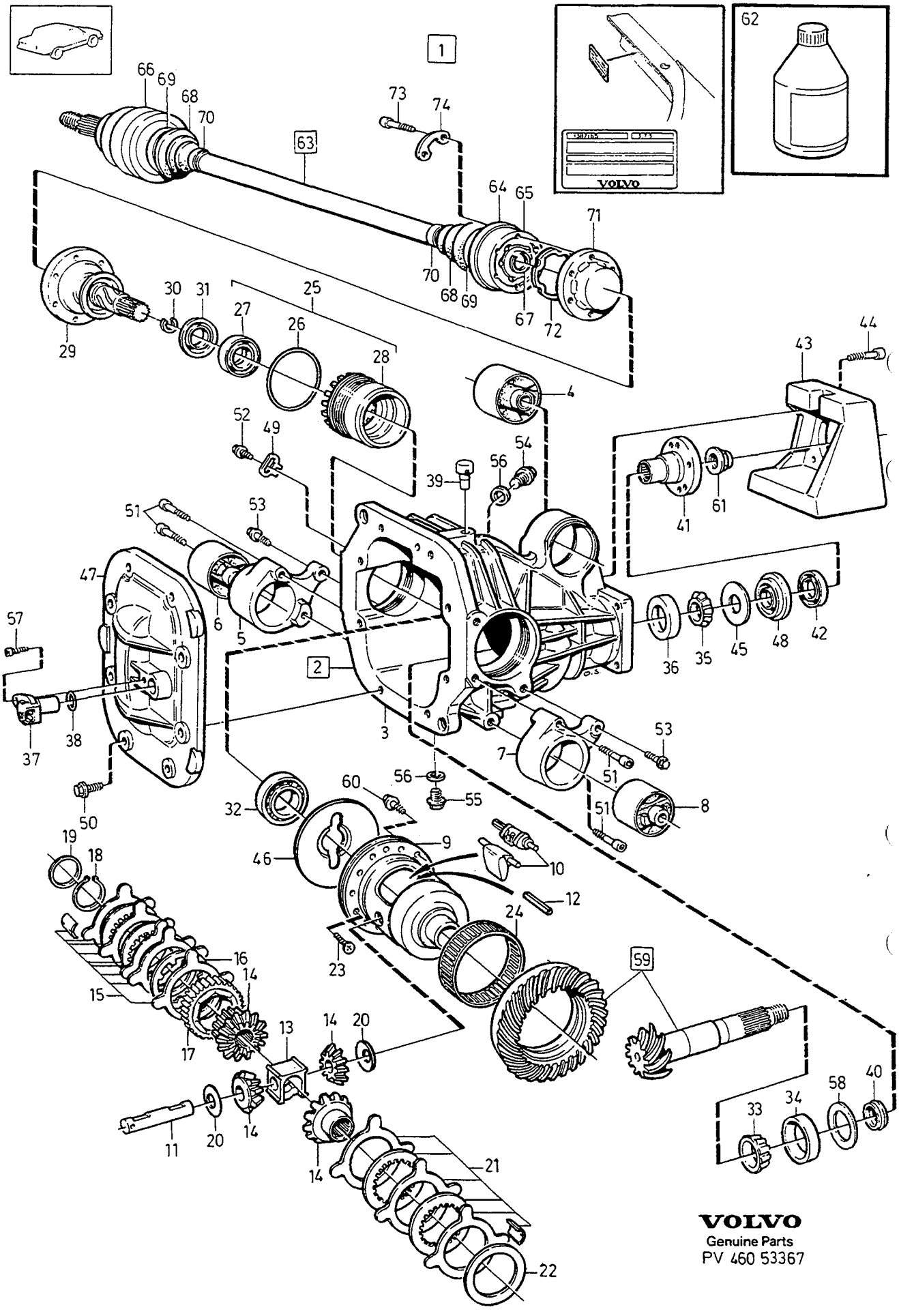
VOLVO
Genuine Parts
PV 460 53367

A	1991- MARKED 1045
B	1991- MARKED 1045C
C	
D	
E	

REAR AXLE — BAKAXEL
LIMITED SLIP DIFFERENTIAL — DIFFERENTIALBROMS

MULTI LINK

Group / Grupp 46
Page / Sida 711

Fig	Part No. / Artikel nr	Quantity / Antal A	B	C	D	E	P S	Description	Benämning	Notes / Anmärkning	S R
1	*1216353*	1	-	-	-	-	NS	Rear axle	Bakaxel	MARKED 3.73-3530289	
	1216387	-	1	-	-	-	NS	Rear axle	Bakaxel	MARKED 3.73-3530573	
2	*(6814842)*	1	-	-	-	-	SP	• Final drive	• Slutväxel	R.AX RATIO 3.73:1 REPL 1PCS 3520244-9, 1PCS 3502603-8, 1PCS 947855-3.	8
☆	3520244-9	-	1	-	-	-		• Final drive	• Slutväxel	(3520418) R.AX RATIO 3.73:1	5
3	*3520399*	1	1	-	-	-	NS	•• Gear housing	•• Växelhus		
	1377055-7	1	1	-	-	-		••• Gear housing	••• Växelhus		5
4	3530391-6	1	1	-	-	-		••• Bushing	••• Bussning		3
☆ 5	3520573-1	1	1	-	-	-		•• Bracket	•• Konsol	(1377626)	5
6	1359235-7	1	1	-	-	-		•• Bushing	•• Bussning		3
☆ 7	3520574-9	1	1	-	-	-		•• Bracket	•• Konsol	(1377627)	5
8	1359235-7	1	1	-	-	-		•• Bushing	•• Bussning		3
9	6814116-7	1	1	-	-	-		•• Differential lock	•• Differentialspärr		4
10	6814607-5	1	1	-	-	-		••• Weight	••• Vikt		3
11	6814622-4	1	1	-	-	-		••• Planet shaft	••• Planetaxel		3
12	6814649-7	1	1	-	-	-		••• Lock pin	••• Låspinne		6
13	6814640-6	1	1	-	-	-		••• Block	••• Block	THK 32,0 mm	3
	6814641-4	1	1	-	-	-		••• Block	••• Block	THK 32,1 mm	3
	6814642-2	1	1	-	-	-		••• Block	••• Block	THK 32,2 mm	3
	6814643-0	1	1	-	-	-		••• Block	••• Block	THK 32,3 mm	3
	6814644-8	1	1	-	-	-		••• Block	••• Block	THK 32,4 mm	3
	6814645-5	1	1	-	-	-		••• Block	••• Block	THK 32,5 mm	3
	6814646-3	1	1	-	-	-		••• Block	••• Block	THK 32,6 mm	3
	6814647-1	1	1	-	-	-		••• Block	••• Block	THK 32,7 mm	3
14	6814652-1	1	1	-	-	-		••• Differential pinion set	••• Differentialdrevsats		3
15	6814614-1	1	1	-	-	-		••• Disc kit	••• Lamellsats		3
16	*3549304*	1	1	-	-	-	OP	••• Friction washer	••• Friktionsbricka	(6814616)	6
17	6814648-9	1	1	-	-	-		••• Disc hub	••• Lamellnav		3
18	6814650-5	1	1	-	-	-		••• Retaining ring	••• Spårring		3
19	6814623-2	X	X	-	-	-		••• Washer	••• Bricka	THK 0,56 mm	3
	6814625-7	X	X	-	-	-		••• Washer	••• Bricka	THK 0,81 mm	3
	6814627-3	X	X	-	-	-		••• Washer	••• Bricka	THK 1,01 mm	3
	6814629-9	X	X	-	-	-		••• Washer	••• Bricka	THK 1,20 mm	3
20	6814639-8	2	2	-	-	-		••• Washer	••• Bricka		3
21	6814610-9	1	1	-	-	-		••• Disc kit	••• Lamellsats		3
22	6814631-5	1	1	-	-	-		••• Washer	••• Bricka	THK 0,25 mm	3
	6814632-3	1	1	-	-	-		••• Washer	••• Bricka	THK 0,38 mm	3
	6814634-9	1	1	-	-	-		••• Washer	••• Bricka	THK 0,64 mm	3
☆ 23	969737-6	3	3	-	-	-		••• Screw	••• Skruv	(956203)	2
24	6814113-4	1	1	-	-	-		••• Sensor wheel	••• Tandhjul		3
25		2	2	-	-	-	NS	•• Nut	•• Mutter		
26	960235-0	1	1	-	-	-		••• O-ring	••• O-ring		2
27	1377058-1	1	1	-	-	-		••• Seal	••• Tätning		2
28	1377059-9	1	1	-	-	-		••• Adjusting nut	••• Justermutter		4
29	6814118-3	2	2	-	-	-		•• Drive shaft	•• Drivaxel		3
30	1377060-7	1	1	-	-	-		••• Expanding ring	••• Expanderring		3
31	1377288-4	1	1	-	-	-		••• Deflector	••• Deflektor		4
32	183510-7	2	2	-	-	-		•• Bearing	•• Lager		2
33	183327-6	1	1	-	-	-		•• Cone	•• Innerring		2
34	183328-4	1	1	-	-	-		•• Cup	•• Ytterring		2
35	181301-3	1	1	-	-	-		•• Cone	•• Innerring		2
36	181302-1	1	1	-	-	-		•• Cup	•• Ytterring		2
37	1398321-8	1	1	-	-	-		•• Sensor	•• Givare		2
38	974673-6	1	1	-	-	-		•• O-ring	•• O-ring		2
39	1377061-5	1	1	-	-	-		•• Air vent valve	•• Avluftningsventil		4
40	1340791-1	1	1	-	-	-		•• Pretensioning sleeve	•• Förspänningshylsa		3
41	3502603-8	1	-	-	-	-		•• Companion flange	•• Medbringare		3
	3520410-6	-	1	-	-	-		•• Companion flange	•• Medbringare		3

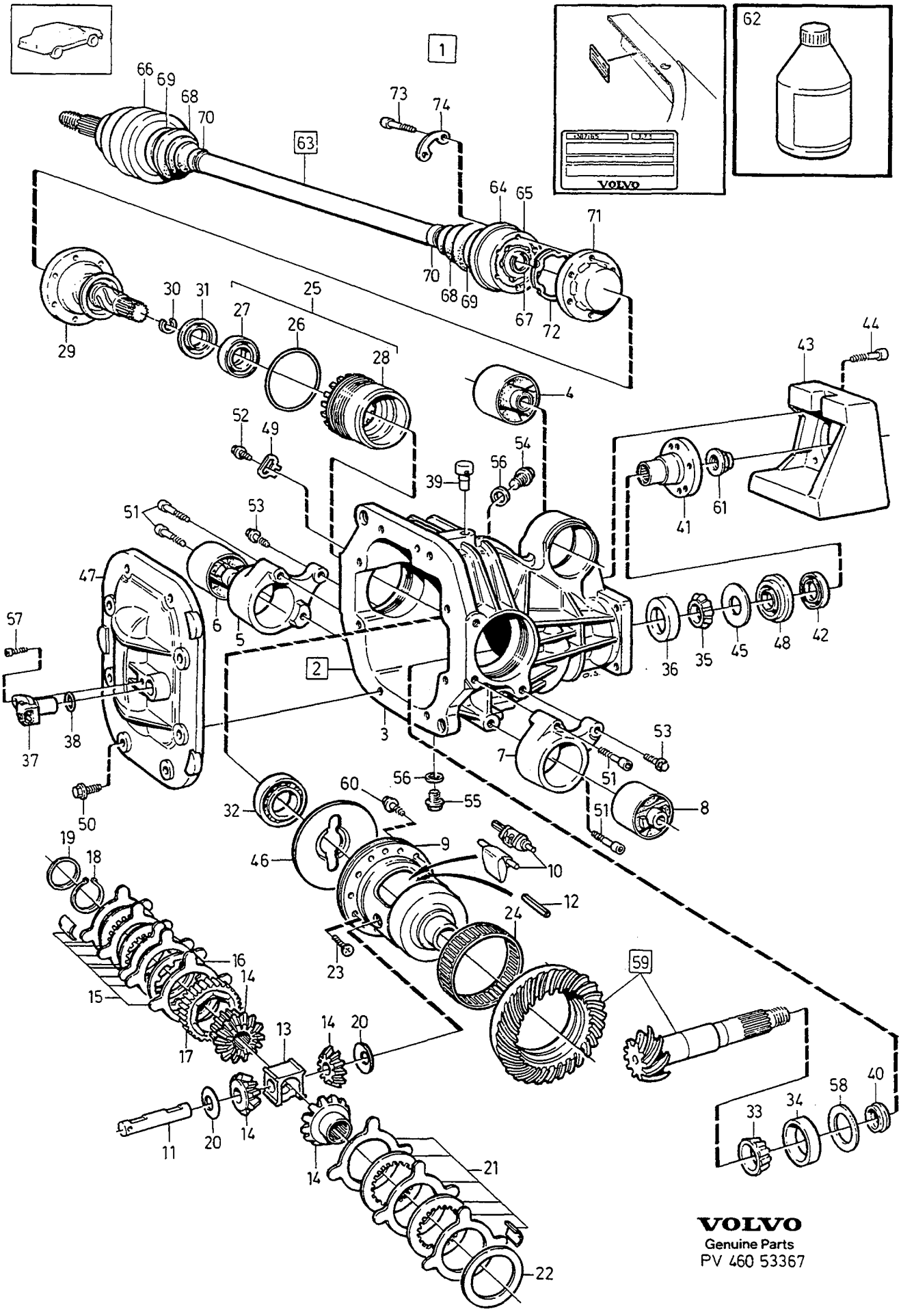

VOLVO
Genuine Parts
PV 460 53367

A	1991- MARKED 1045
B	1991- MARKED 1045C
C	
D	
E	

REAR AXLE — BAKAXEL
LIMITED SLIP DIFFERENTIAL — DIFFERENTIALBROMS

Group / Grupp: 46
Page / Sida: 713

MULTI LINK

Fig	Part No. / Artikel nr	Quantity / Antal A	B	C	D	E	PS	Description	Benämning	Notes / Anmärkning	SR
42	81388-1	1	1	-	-	-		···Dust cover	···Dammskydd		2
43	3502625-1	1	1	-	-	-		··Weight	··Vikt		5
44	959224-7	1	1	-	-	-		··Screw	··Skruv		2
45	80506-9	1	1	-	-	-		··Sealing washer	··Tätningsbricka		2
46	6814765-1	1	1	-	-	-		··Lock plate	··Låsplåt		3
47	6814791-7	1	1	-	-	-		··Cover	··Lock		4
48	942905-1	1	1	-	-	-		··Seal	··Tätning		2
49	1377065-6	2	1	-	-	-		··Lock washer	··Låsbricka		4
50	946671-5	8	8	-	-	-		··Flange screw	··Flänsskruv		2
51	959246-0	4	4	-	-	-		··Screw	··Skruv		2
52	946441-3	2	2	-	-	-		··Flange screw	··Flänsskruv		2
53	965185-2	2	2	-	-	-		··Flange screw	··Flänsskruv		2
54	3549308-9	1	1	-	-	-		··Plug	··Plugg		2
55	3549308-9	1	1	-	-	-		··Plug	··Plugg		2
56	11998-2	2	2	-	-	-		··Gasket	··Packning		1
57	969413-4	1	1	-	-	-		··Screw	··Skruv		2
58	3502102-1	X	X	-	-	-		··Spacer washer	··Distansbricka	THK 1,65 mm	2
	3502104-7	X	X	-	-	-		··Spacer washer	··Distansbricka	THK 1,67 mm	2
	3502106-2	X	X	-	-	-		··Spacer washer	··Distansbricka	THK 1,69 mm	2
	3502108-8	X	X	-	-	-		··Spacer washer	··Distansbricka	THK 1,71 mm	2
	3502110-4	X	X	-	-	-		··Spacer washer	··Distansbricka	THK 1,73 mm	2
	44142-8	X	X	-	-	-		··Adjusting washer	··Justerbricka	THK 0,1 mm	4
	191524-8	X	X	-	-	-		··Shim	··Justerbleck	THK 0,15 mm	2
☆ 59	271335-2	1	1	-	-	-		··Drive gear set	··Drevsats	R.AX RATIO 3.73:1 (271256)	3
60	1217099-9	10	10	-	-	-	IK	··Screw	··Skruv		2
61	947855-3	1	1	-	-	-	IK	··Nut	··Mutter		2
62	1161329-6	3	3	-	-	-		··Rear axle oil	··Bakväxelolja	0,5 l	6
63	3502336-5	2	2	-	-	-		·Drive shaft	·Drivaxel		3
64		1	1	-	-	-	KN	··Cover	··Kåpa		
65		1	1	-	-	-	KN	··Constant velocity joint inner	··Drivknut inre		
66		1	1	-	-	-	NS	··Constant velocity joint outer	··Drivknut yttre		
67	1377073-0	2	2	-	-	-	IK	··Retaining ring	··Spårring		2
68		2	2	-	-	-	KN	··Bellows	··Bälg		
69	1377075-5	2	2	-	-	-	IK	··Clamp	··Klamma		2
70	1377076-3	2	2	-	-	-	IK	··Clamp	··Klamma		2
71	1377274-4	1	1	-	-	-	IK	··Cap	··Lock		4
72		1	1	-	-	-	KN	··Seal	··Tätning		
73	968989-4	12	12	-	-	-		·Screw	·Skruv		2
74	1377023-5	6	6	-	-	-		·Lock washer	·Låsbricka		3
		1	1	-	-	-		Differential pinion set	Differentialdrevsats	SEE 46·715	
		4	4	-	-	-		Bellows kit	Bälgsats	SEE 46·715	
		2	2	-	-	-		C. v. joint kit inner	Drivknutsats inre	SEE 46·715	

1



2



3

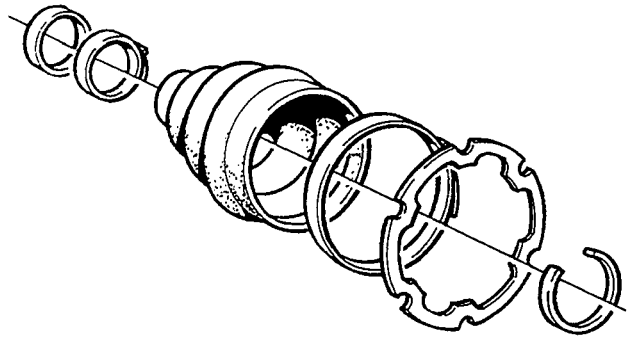

4

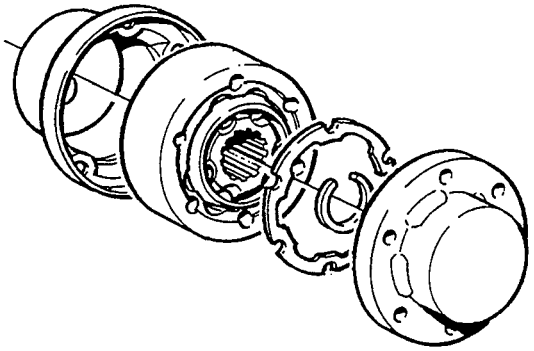

5



VOLVO
Genuine Parts
PV 460 51740

A	-1987
B	1988, 1989
C	1990
D	
E	

REPAIR KITS — REPARATIONSSATS
REAR AXLE — BAKAXEL

Group / Grupp: 46
Page / Sida: 715

Fig	Part No. / Artikel nr	Quantity / Antal A	B	C	D	E	PS	Description	Benämning	Notes / Anmärkning	SR
1	271422-8	1	1	1	-	-		Differential pinion set	Differentialdrevsats	EXC MULTI LINK	3
	271423-6	-	1	1	-	-		Differential pinion set	Differentialdrevsats	MULTI LINK	3
	6814618-2	-	-	1	-	-		Differential pinion set	Differentialdrevsats	1) EXC MULTI LINK	3
	6814652-1	-	-	1	-	-		Differential pinion set	Differentialdrevsats	1) MULTI LINK	3
2	271255-2	1	1	-	-	-		Drive gear set	Drevsats	R.AX RATIO 3.54:1 (273410)	3
	271255-2	-	-	1	-	-		Drive gear set	Drevsats	R.AX RATIO 3.54:1	3
☆	271335-2	1	1	-	-	-		Drive gear set	Drevsats	R.AX RATIO 3.73:1 (271256)	3
☆	271335-2	-	-	1	-	-		Drive gear set	Drevsats	R.AX RATIO 3.73:1 (271256)	3
	271257-8	1	1	-	-	-		Drive gear set	Drevsats	R.AX RATIO 3.91:1 (273980)	3
	271257-8	1	1	-	-	-		Drive gear set	Drevsats	R.AX RATIO 3.91:1	3
	273408-5	1	-	-	-	-		Drive gear set	Drevsats	R.AX RATIO 3.91:1	3
3	270594-5	-	4	4	-	-		Bellows kit	Bälgsats		2
4	270595-2	-	2	2	-	-		C. v. joint kit inner	Drivknutsats inre		4
5	271262-8	1	1	1	-	-		Repair kit	Reparationssats	MULTI LINK	1

1) Differential lock. / Differentialspärr.

BRAKES / BROMS

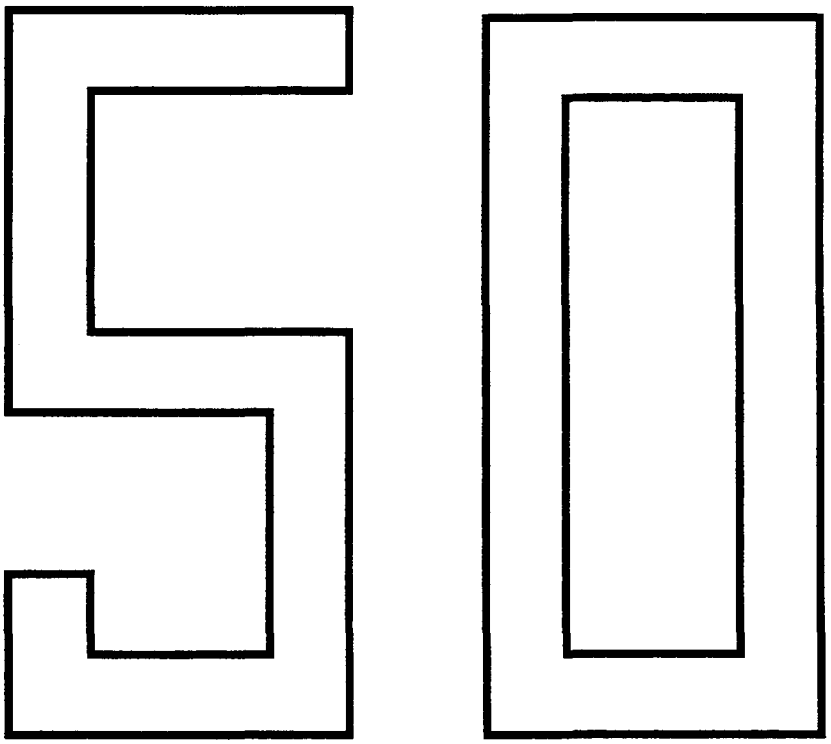

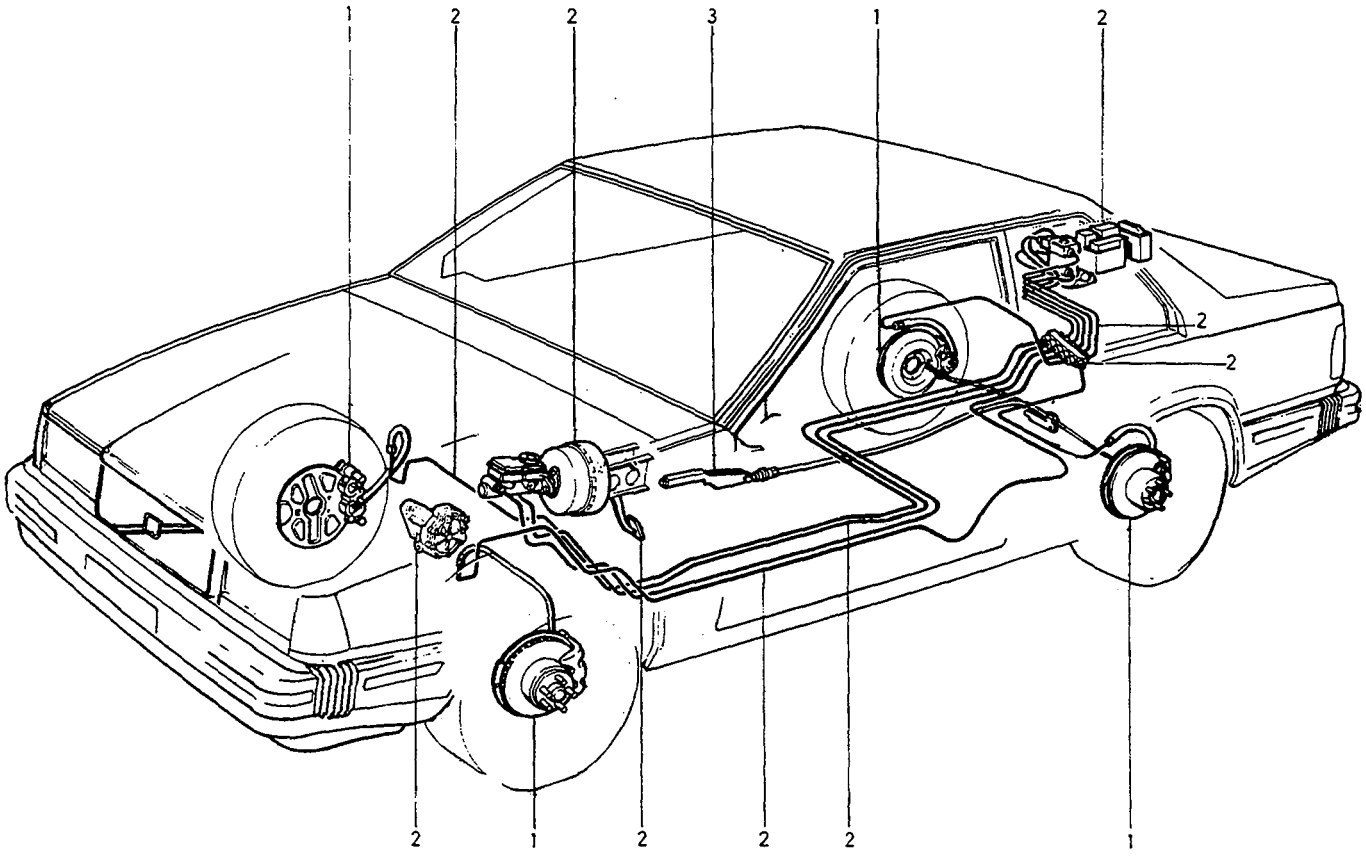

©VOLVO
Genuine Parts
PV 500 41435
(106:1)

GROUP INDEX
BRAKES

GRUPP INDEX
BROMS

Group
Grupp
50

Page
Sida
719

Fig	Description	Benämning	Notes Anmärkning
	SUB GROUP 51	**UNDERGRUPP 51**	
1	Wheel brake	Hjulbroms	SEE 51•721
	SUB GROUP 52	**UNDERGRUPP 52**	
2	Vacuum-hydraulic brakes	Vakuumhydraliskt bromssystem	SEE 52•739
	SUB GROUP 55	**UNDERGRUPP 55**	
3	Parking brake	Parkeringsbroms	SEE 55•769

WHEEL BRAKE / HJULBROMS

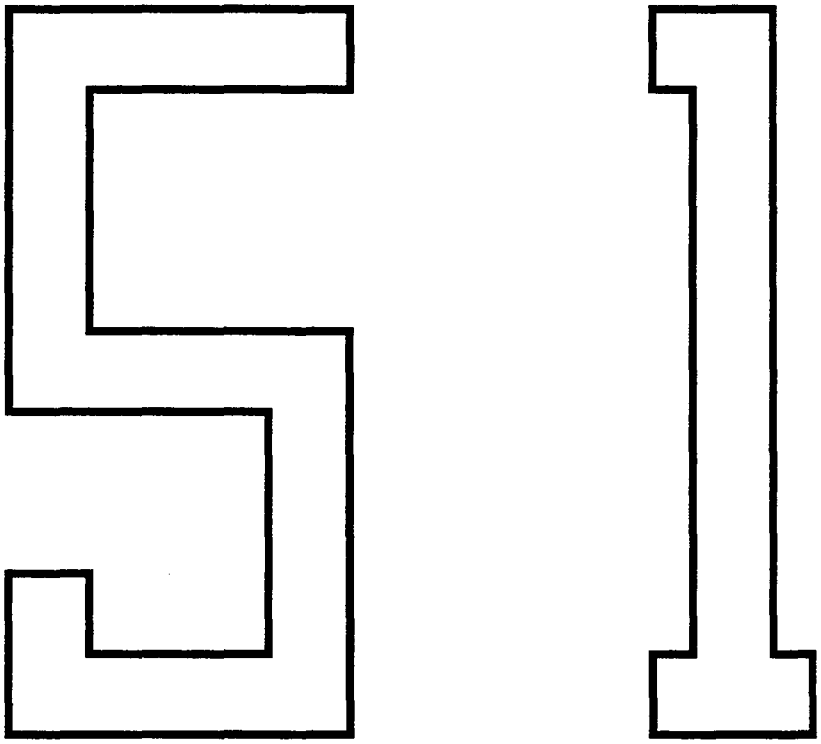

A
B
C
D
E

SUB GROUP
WHEEL BRAKE

UNDERGRUPP
HJULBROMS

Group
Grupp
51

Page
Sida
721

Fig	Part No. Artikel nr	Quantity / Antal A	B	C	D	E	PS	Description	Benämning	Notes Anmärkning	SR
		-	-	-	-	-		Front wheel brake ventilated .. ABS, GIRLING -1990.	Framhjulsbroms ventilerad ..... ABS, GIRLING -1990.	SEE 51•723	
		-	-	-	-	-		Front wheel brake ventilated .. ABS, GIRLING 1991-.	Framhjulsbroms ventilerad ..... ABS, GIRLING 1991-.	SEE 51•725	
		-	-	-	-	-		Front wheel brake ventilated .. ABS, DBA	Framhjulsbroms ventilerad ..... ABS, DBA	SEE 51•727	
		-	-	-	-	-		Rear wheel brake ..... -1987	Bakhjulsbroms ..... -1987	SEE 51•731	
		-	-	-	-	-		Rear wheel brake 1988-	Bakhjulsbroms 1988-	SEE 51•733	
		-	-	-	-	-		Repair kits Front wheel brake .	Reparationssats framhjulsbroms	SEE 51•735	
		-	-	-	-	-		Repair kits Rear wheel brake ..	Reparationssats bakhjulsbroms	SEE 51•737	

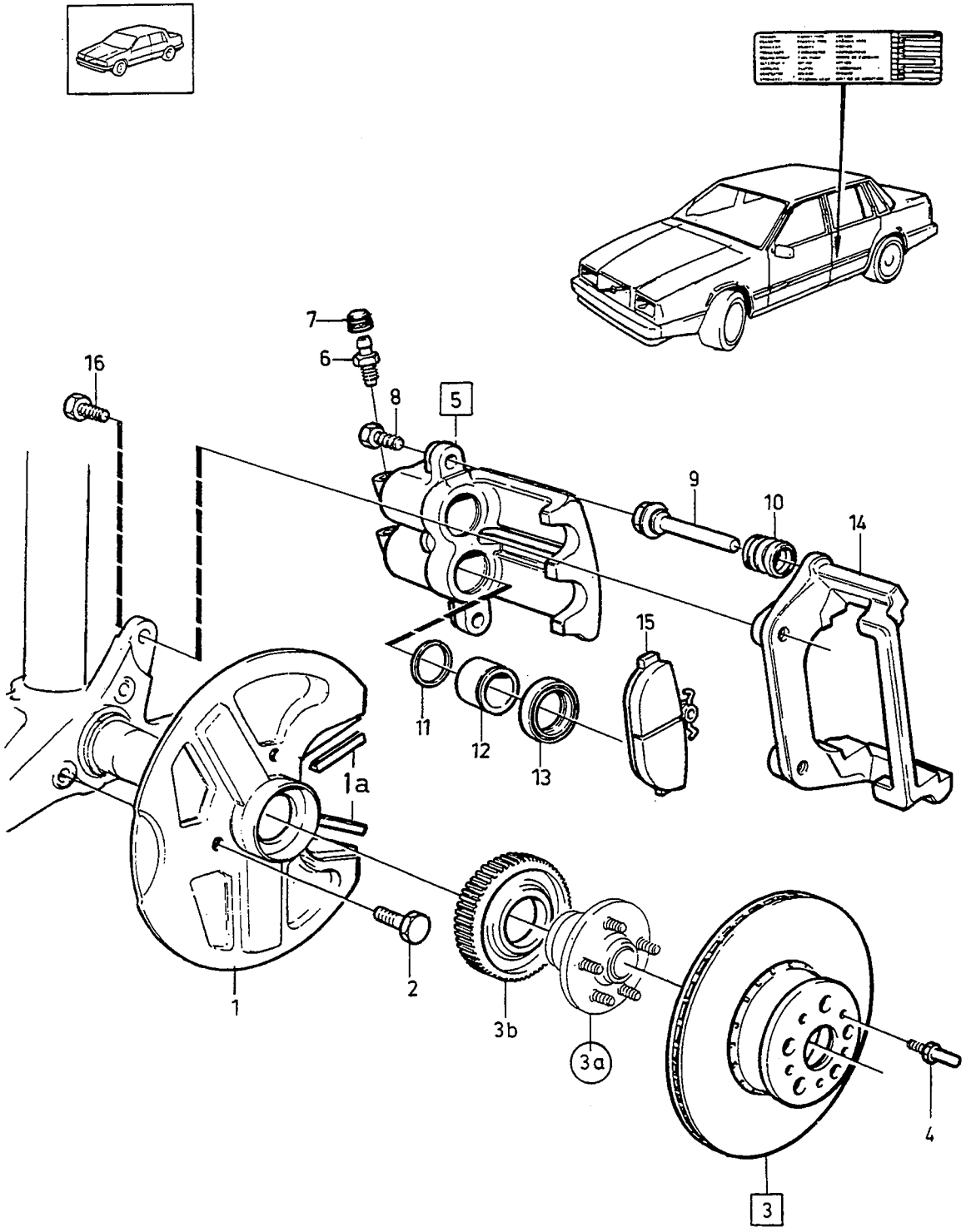
7
6
16
8
5
9
10
14
15
11
12
13
1a
1
2
3b
3a
4
3

A
B
C
D
E

FRONT WHEEL DISC, VENTILATED FRAMHJULSBROMS, VENTILERAD

Group Grupp 51

Page Sida 723

1) ABS, GIRLING

Fig	Part No. Artikel nr	Quantity / Antal A	B	C	D	E	PS	Description	Benämning	Notes Anmärkning	SR
1	1359912-1	2	-	-	-	-		Protecting plate	Skyddsplåt		3
1a	679754-2	X	-	-	-	-		Edge protection moulding	Kantskyddslist	LG 60 mm	2
2	948536-8	6	-	-	-	-		Lock screw	Låsskruv		2
3	1359908-9	1	-	-	-	-		Brake disc ventilated	Bromsskiva ventilerad	2) MARKED: EC, E2.	3
3a		1	-	-	-	-		Hub	Nav	SEE 61•781	
3b	1387517-4	1	-	-	-	-	IK	Sensor wheel	Tandhjul	3)	4
	1387839-2	1	-	-	-	-	IK	Sensor wheel	Tandhjul	4)	4
4	1330273-2	1	-	-	-	-		Guide pin	Styrtapp		2
5	271383-2	1	-	-	-	-		Brake caliper, l.h.	Bromsok, v	5) 2) (3516511) MARKED: EC, E2.	3
	5003688-8	1	-	-	-	-	EU	Brake caliper, exch	Bromsok, bytes		3
	271384-0	1	-	-	-	-		Brake caliper, r.h.	Bromsok, h	5) 2) (3516512) MARKED: EC, E2.	3
	5003689-6	1	-	-	-	-	EU	Brake caliper, exch	Bromsok, bytes		3
6	3266309-8	1	-	-	-	-		Bleeder screw	Avluftningsskruv		2
7	656456-1	1	-	-	-	-		Rubber cap	Gummihatt		2
8	3277770-8	2	-	-	-	-	IK	•Screw	•Skruv		2
9		2	-	-	-	-	KN	•Locating pin	•Styrpinne		
10		2	-	-	-	-	KN	•Protecting bellows	•Skyddsbälg		
11		2	-	-	-	-	KN	•Seal	•Tätning		
12		2	-	-	-	-	NS	•Piston	•Kolv		
13		2	-	-	-	-	KN	•Dust cover	•Dammskydd		
14		1	-	-	-	-	NS	•Retainer	•Hållare		
15	271184-4	1	-	-	-	-		Brake pad kit	Bromsklotssats	TX4005	1
	270195-1	1	-	-	-	-		Brake pad kit	Bromsklotssats	TX4005. LONG LIFE	1
		2	-	-	-	-	KN	Brake pad	Bromsklots		
16	1273210-3	4	-	-	-	-		Screw	Skruv		2
	272881-4	1	-	-	-	-		Repair kit Locating pin	Reparationssats Styrpinne	SEE 51•735	1
	272880-6	1	-	-	-	-		Repair kit reconditioned	Reparationssats renovering	SEE 51•735	1
	272882-2	1	-	-	-	-		Repair kit Protecting bellows	Reparationssats Skyddsbälg	SEE 51•735	1

1) See product sign for marking. / För märkning se produktskylt.
2) Marking introduced on model year 1990-. / Märkning införd årsmodell 1990-.
3) CH -6792
4) CH 6793-
5) CH TYPE:-971,-972,-973,-974,-975,-976.

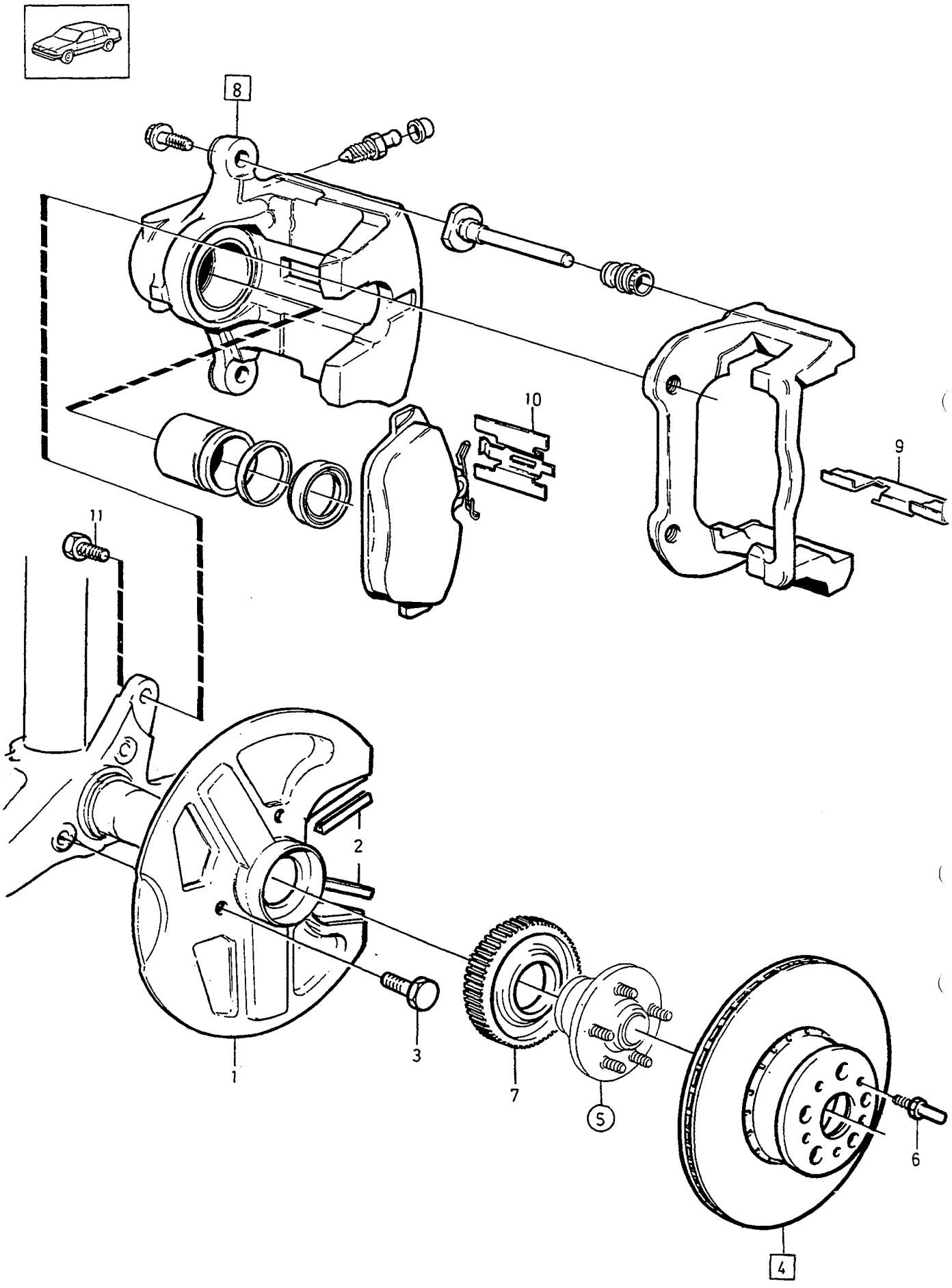

VOLVO
Genuine Parts
PV 510 53888

A
B
C
D
E

FRONT WHEEL DISC, VENTILATED — FRAMHJULSBROMS, VENTILERAD

Group / Grupp 51

Page / Sida 725

1) GIRLING, ABS. 1991-

Fig	Part No. Artikel nr	Quantity / Antal A	B	C	D	E	PS	Description	Benämning	Notes Anmärkning	SR
1	1359915-4	2	-	-	-	-		Protecting plate	Skyddsplåt		3
2	679754-2	X	-	-	-	-		Edge protection moulding	Kantskyddslist	ALTER. LG 60 mm	2
3	948536-8	6	-	-	-	-		Lock screw	Låsskruv		2
4	3516567-9	2	-	-	-	-		Brake disc	Bromsskiva		3
5		2	-	-	-	-		Hub	Nav	SEE 61•781	
6	1330273-2	2	-	-	-	-		Guide pin	Styrtapp		2
7	1387839-2	2	-	-	-	-	IK	Sensor wheel	Tandhjul		4
8	3516565-3	1	-	-	-	-		Brake caliper, l.h.	Bromsok, v	MARKED: A5	3
	5003744-9	1	-	-	-	-	EU	Brake caliper, exch	Bromsok, bytes		3
	3516566-1	1	-	-	-	-		Brake caliper, r.h.	Bromsok, h	MARKED: A5	3
	5003745-6	1	-	-	-	-	EU	Brake caliper, exch	Bromsok, bytes		3
9	3530863-4	4	-	-	-	-		Sheet	Bleck		1
10	3530862-6	2	-	-	-	-		Sheet	Bleck		1
11	1273210-3	4	-	-	-	-		Screw	Skruv		2
	271349-3	-	-	-	-	-		Brake pad kit	Bromsklotssats	SEE 51•735	1
	271350-1	-	-	-	-	-		Repair kit	Reparationssats	SEE 51•735	1
	271351-9	-	-	-	-	-		Repair kit	Reparationssats	SEE 51•735	1
	271352-7	-	-	-	-	-		Repair kit	Reparationssats	SEE 51•735	1

1) See product sign for marking. / För märkning se produktskylt.

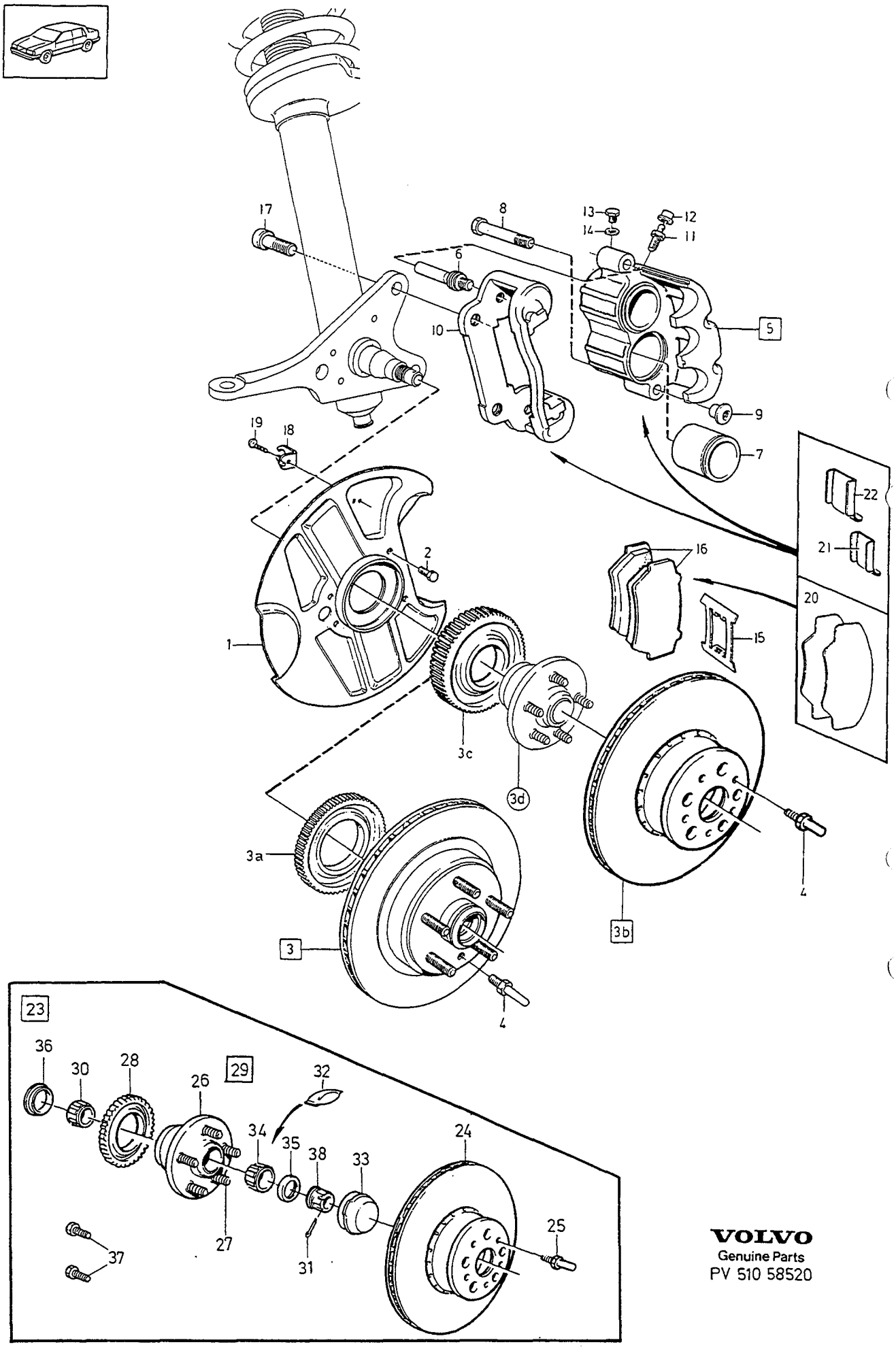

VOLVO
Genuine Parts
PV 510 58520

A
B
C
D
E

FRONT WHEEL DISC, VENTILATED — FRAMHJULSBROMS, VENTILERAD

ABS, DBA

Group / Grupp 51

Page / Sida 727

Fig	Part No. / Artikel nr	Quantity / Antal A	B	C	D	E	PS	Description	Benämning	Notes / Anmärkning	SR
1	1329770-0	1	-	-	-	-		Protecting plate	Skyddsplåt	-1987	3
	1359915-4	1	-	-	-	-		Protecting plate	Skyddsplåt	1988-	3
2	948536-8	6	-	-	-	-		Lock screw	Låsskruv		2
3		1	-	-	-	-	KN	Brake disc	Bromsskiva	-1987	
		1	-	-	-	-	NS	•Brake disc	•Bromsskiva		
3a	1387517-4	1	-	-	-	-		•Sensor wheel	•Tandhjul	(1330259)	4
		1	-	-	-	-		•Cup	•Ytterring	SEE 61•781	
		1	-	-	-	-		•Cup	•Ytterring	SEE 61•781	
		5	-	-	-	-		•Wheel stud	•Hjulbult	SEE 61•781	
3b	1359908-9	1	-	-	-	-		Brake disc	Bromsskiva	1988-	3
3c	1387517-4	1	-	-	-	-		Sensor wheel	Tandhjul	1)	4
	1387839-2	1	-	-	-	-		Sensor wheel	Tandhjul	2)	4
3d		1	-	-	-	-		Hub	Nav	SEE 61•781	
4	1330273-2	2	-	-	-	-		•Guide pin	•Styrtapp		2
5	271364-2	1	-	-	-	-		Brake caliper, l.h.	Bromsok, v	3) (1329768)	3
	5002883-6	1	-	-	-	-	EU	Brake caliper, exch	Bromsok, bytes		2
	271365-9	1	-	-	-	-		Brake caliper, r.h.	Bromsok, h	3) (1329769)	3
	5002884-4	1	-	-	-	-	EU	Brake caliper, exch	Bromsok, bytes		2
6		1	-	-	-	-	KN	•Locating pin	•Styrpinne		
7	1330190-8	2	-	-	-	-		•Piston	•Kolv		3
8		1	-	-	-	-	KN	•Screw	•Skruv		
9		1	-	-	-	-	KN	•Washer	•Bricka		
10		1	-	-	-	-	NS	•Retainer	•Hållare		
11	1330191-6	2	-	-	-	-		•Bleeder nipple	•Avluftningsnippel		2
12	1330192-4	2	-	-	-	-	IK	•Protecting plug	•Skyddsplugg		2
13	1330760-8	1	-	-	-	-		•Screw	•Skruv		2
14	190990-2	1	-	-	-	-		•Gasket	•Packning		2
15	1330193-2	1	-	-	-	-		•Spring	•Fjäder	4) ALTER 1	2
	3516813-7	1	-	-	-	-		Spring	Fjäder	5) ALTER 2	2
16	271179-4	1	-	-	-	-		Brake pad kit	Bromsklotssats	(272827) TX4005	1
	271182-8	1	-	-	-	-		Brake pad kit	Bromsklotssats	(270194) DB851 LONG LIFE	1
		2	-	-	-	-	KN	Brake pad	Bromsklots		
17	1273210-3	4	-	-	-	-		Screw	Skruv		2
18	1330409-2	2	-	-	-	-		Anchorage	Fäste		3
19	969473-8	2	-	-	-	-		Screw	Skruv	(955137) 'TORX'	2
20	1387810-3	2	-	-	-	-		Spacer	Mellanlägg	6)	2
☆ 21	1387639-6	1	-	-	-	-		Spring tab inner	Fjäderbleck inre	6)	2
☆ 22	1387638-8	1	-	-	-	-		Spring tab outer	Fjäderbleck yttre	6)	2
23	270878-2	2	-	-	-	-		Brake disc kit	Bromsskivesats	-1987	3
24	1359908-9	1	-	-	-	-		•Brake disc	•Bromsskiva		3
25	1330273-2	1	-	-	-	-		•Guide pin	•Styrtapp		2
ϒ 26	3516128-0	1	-	-	-	-		•Front wheel hub	•Framhjulsnav		3
27	1273318-4	5	-	-	-	-		••Wheel stud, front	••Hjulbult, främre		2
28	1387517-4	1	-	-	-	-		••Sensor wheel	••Tandhjul		4
☆ 29	270982-2	1	-	-	-	-		•Mounting kit	•Monteringssats		3
30	183576-8	1	-	-	-	-		••Cone	••Innerring		2
31	907862-7	1	-	-	-	-		••Split pin	••Saxpinne		2
☆ 32	1161241-3	1	-	-	-	-		••Grease	••Fett		6
33	1359149-0	1	-	-	-	-		••Grease cup	••Fettkapsel		3
☆ 34	1387690-9	1	-	-	-	-		••Cone	••Innerring		2
☆ 35	3516129-8	1	-	-	-	-		••Sealing washer	••Tätningsbricka		2
☆ 36	3516135-5	1	-	-	-	-		••Sealing ring	••Tätningsring		2
37	1273210-3	2	-	-	-	-		••Screw	••Skruv		2
38		1	-	-	-	-		Nut	Mutter	SEE 61•781	

1) CH -6792
2) CH 6793-
3) CH TYPE:-961,-962,-963,-971,-972,-974,-975,-982.
4) For brake linings : 272827, 270886,0270194. / För bromsbelägg: 272827, 270886, 270194.
5) For brake linings : 271179, 271180, 271182. / För bromsbelägg : 271179, 271180, 271182.
6) Service alternative. / Service alternativ.

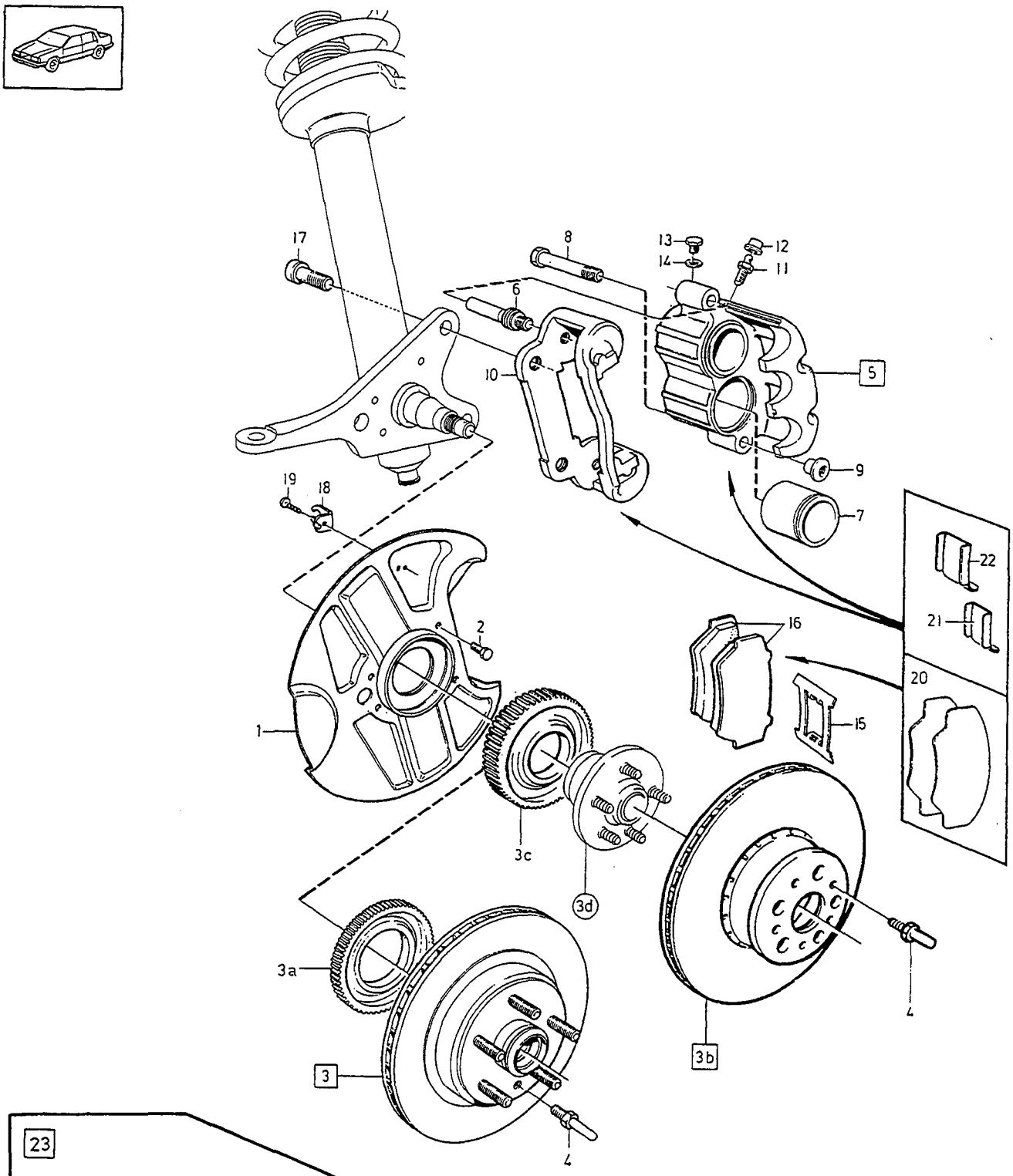

VOLVO
Genuine Parts
PV 510 58520

A
B
C
D
E

FRONT WHEEL DISC, VENTILATED FRAMHJULSBROMS, VENTILERAD

ABS, DBA

Group / Grupp 51

Page / Sida 729

Fig	Part No. Artikel nr	Quantity / Antal A	B	C	D	E	PS	Description	Benämning	Notes Anmärkning	SR
	271282-6	1	-	-	-	-		Repair kit	Reparationssats	(270643)	
										SEE 51•735	1
☆	271571-2	1	-	-	-	-		Repair kit	Reparationssats	(272853)	
										SEE 51•735	1
	271283-4	1	-	-	-	-		Repair kit	Reparationssats	(270985)	
										SEE 51•735	1

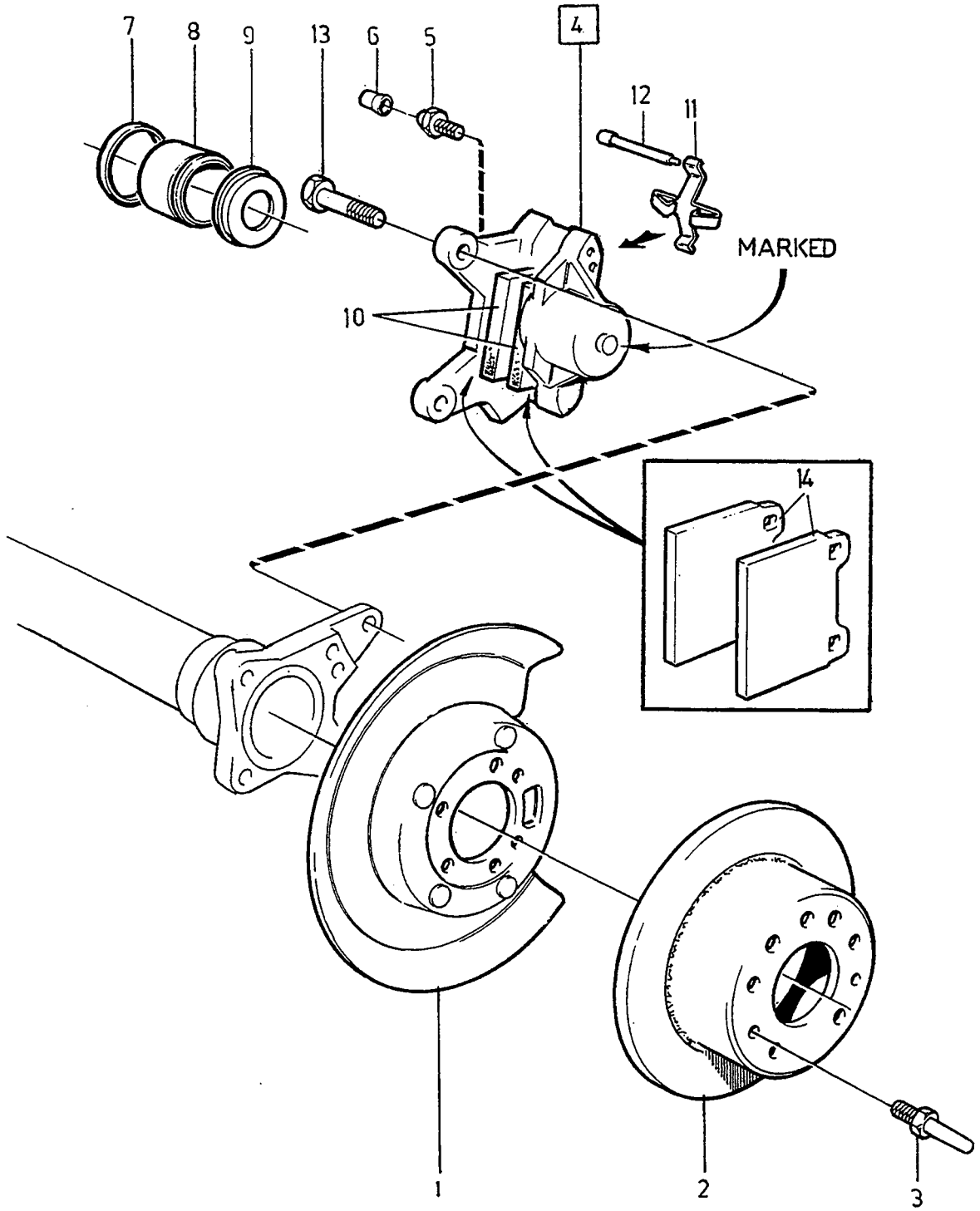

VOLVO PARTS
1050- 39053

A
B
C
D
E

REAR WHEEL BRAKE — BAKHJULSBROMS

Group / Grupp 51

Page / Sida 731

-1987

Fig	Part No. Artikel nr	Quantity / Antal A	B	C	D	E	PS	Description	Benämning	Notes Anmärkning	SR
1	1330432-4	1	-	-	-	-		Protecting plate	Skyddsplåt		3
2		2	-	-	-	-	KN	Brake disc	Bromsskiva		
3	1330273-2	2	-	-	-	-		Guide pin	Styrtapp		2
☆ 4	3530757-8	1	-	-	-	-		Brake caliper, l.h.	Bromsok, v	(1330416) MARKED 38	3
	5003514-6	1	-	-	-	-	EU	Brake caliper, exch	Bromsok, bytes	MARKED 38	2
	3530758-6	1	-	-	-	-		Brake caliper, r.h.	Bromsok, h	(1330417) MARKED 38	3
	5003515-3	1	-	-	-	-	EU	Brake caliper, exch	Bromsok, bytes	MARKED 38	2
5	686234-6	1	-	-	-	-		• Bleeder screw	• Urluftningsskruv		2
6	656456-1	1	-	-	-	-		• Rubber cap	• Gummihatt		2
7		2	-	-	-	-	NS	• Sealing ring	• Tätningsring		
8		2	-	-	-	-	NS	• Piston	• Kolv		
9		2	-	-	-	-	NS	• Gaiter	• Manschett		
10		2	-	-	-	-	NS	• Brake pad	• Bromsklots		
	271336-0	1	-	-	-	-		Brake pad kit	Bromsklotssats	(272911) DB864EE	1
11	1228351-1	X	-	-	-	-	IK	• Spring	• Fjäder		1
12	1228352-9	2	-	-	-	-	IK	• Pin	• Pinne		1
13	975249-4	4	-	-	-	-		Flange screw	Flänsskruv	(947327)	2
14	1359772-9	2	-	-	-	-		Spacer stainless	Mellanlägg rostfri		2
	1228590-4	2	-	-	-	-		Spacer wolverine	Mellanlägg wolverine		2
	272643-8	1	-	-	-	-		Mounting kit	Monteringssats	SEE 51 • 737	1
	270902-0	1	-	-	-	-		Repair kit	Reparationssats	SEE 51 • 737	1
	270736-2	1	-	-	-	-		Brake disc kit	Bromsskivesats	SEE 51 • 737	3

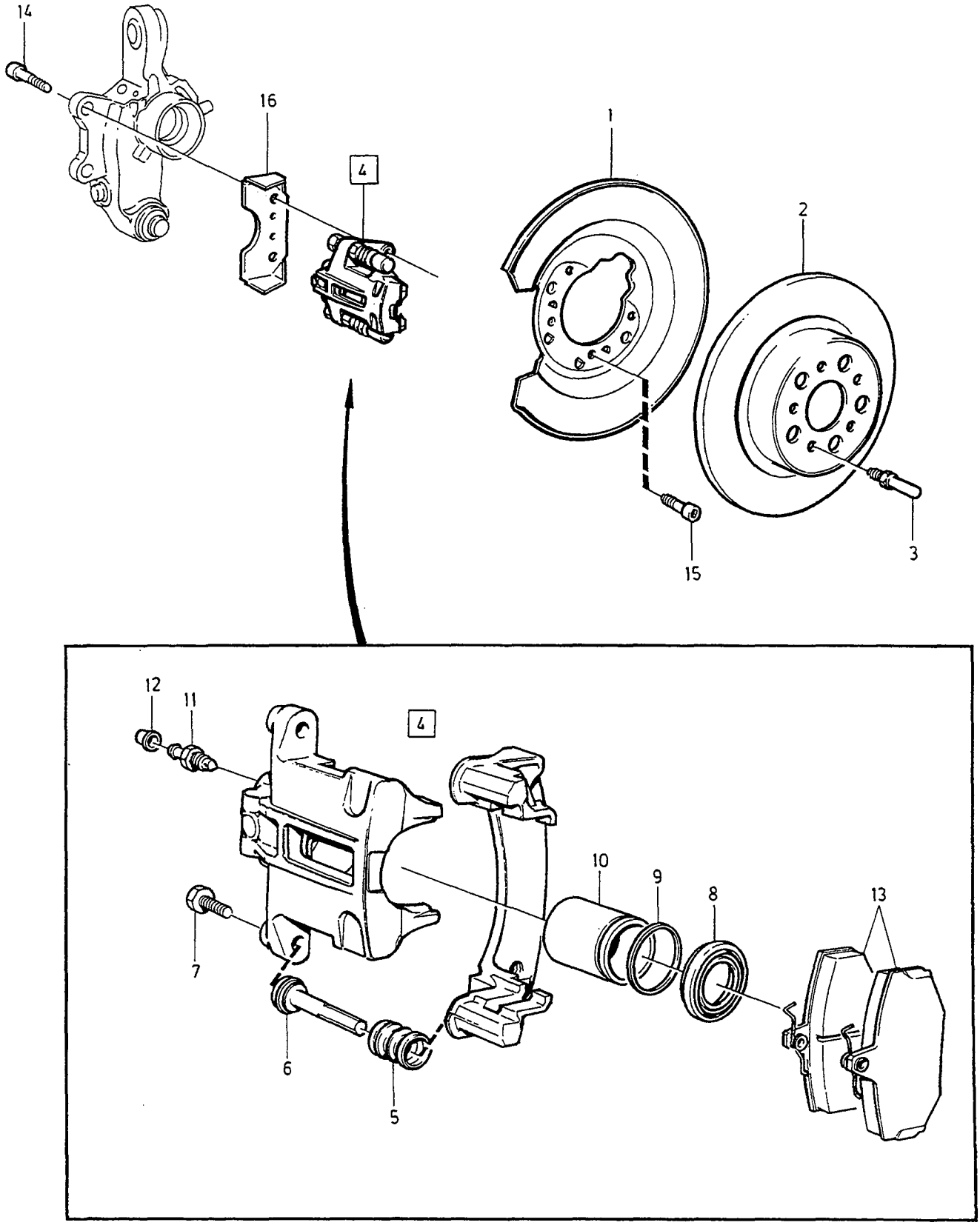

VOLVO
Genuine Parts
PV 510 47525

A
B
C
D
E

REAR WHEEL BRAKE — BAKHJULSBROMS

Group / Grupp: 51

Page / Sida: 733

1988-

Fig	Part No. Artikel nr	Quantity / Antal A	B	C	D	E	PS	Description	Benämning	Notes Anmärkning	SR
1	1359288-6	1	-	-	-	-		Protecting plate, l.h.	Skyddsplåt, v		3
	1359289-4	1	-	-	-	-		Protecting plate, r.h.	Skyddsplåt, h		3
2	1359290-2	2	-	-	-	-		Brake disc	Bromsskiva		3
3	1330273-2	2	-	-	-	-		Guide pin	Styrtapp		2
4	1359286-0	2	-	-	-	-		Brake caliper	Bromsok		3
	5003648-2	2	-	-	-	-	EU	Brake caliper, exch	Bromsok, bytes		2
5		2	-	-	-	-	KN	• Dust cap	• Dammskydd		
6		2	-	-	-	-	KN	• Pin	• Pinne		
7	3277770-8	2	-	-	-	-	IK	• Screw	• Skruv		2
8		1	-	-	-	-	KN	• Dust cap	• Dammskydd		
9	664816-6	1	-	-	-	-	IK	• Sealing ring	• Tätningsring		2
10		1	-	-	-	-	NS	• Piston	• Kolv		
11	3266309-8	2	-	-	-	-		• Bleeder screw	• Avluftningsskruv		2
12	656456-1	2	-	-	-	-		• Rubber cap	• Gummihatt		2
13	270923-6	1	-	-	-	-		• Brake pad kit	• Bromsklotssats	DB864EE	1
		4	-	-	-	-	KN	• • Brake pad	• • Bromsklots		
14	975249-4	4	-	-	-	-		Flange screw	Flänsskruv	(947327)	2
15	968706-2	6	-	-	-	-		Screw	Skruv		2
16	1387592-7	2	-	-	-	-		Protecting plate	Skyddsplåt		4
	271107-5	1	-	-	-	-		Repair kit	Reparationssats	SEE 51 • 737	1
	271108-3	1	-	-	-	-		Repair kit	Reparationssats	SEE 51 • 737	1

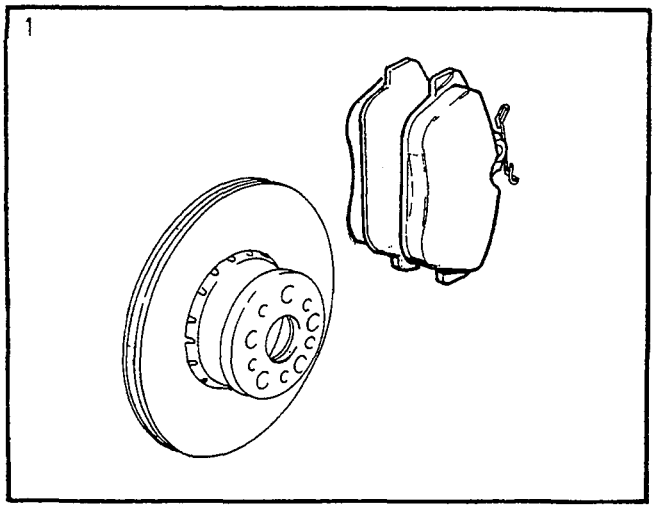

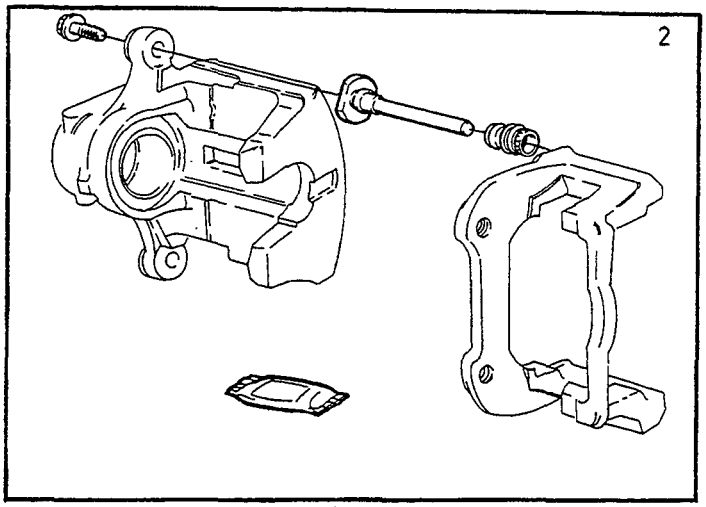

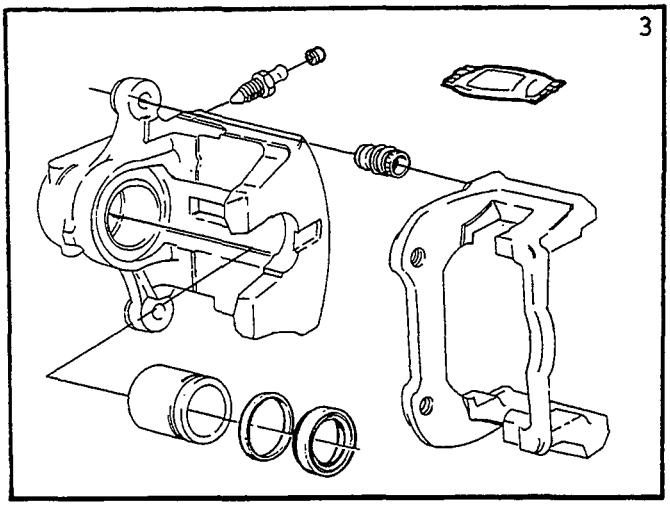

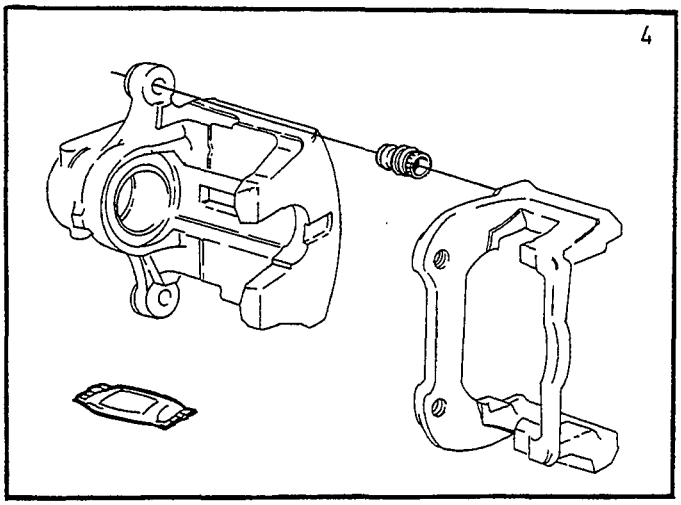

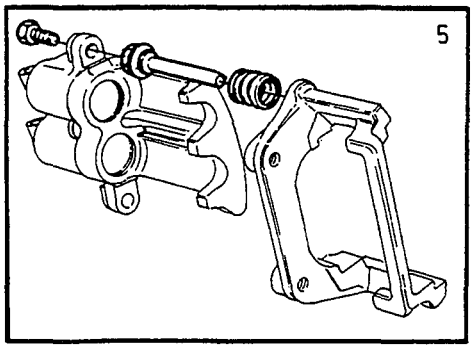

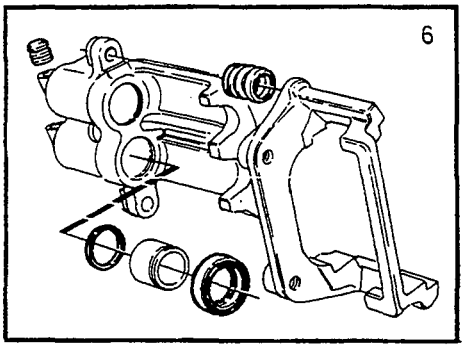

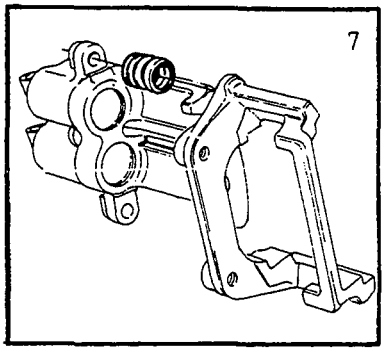

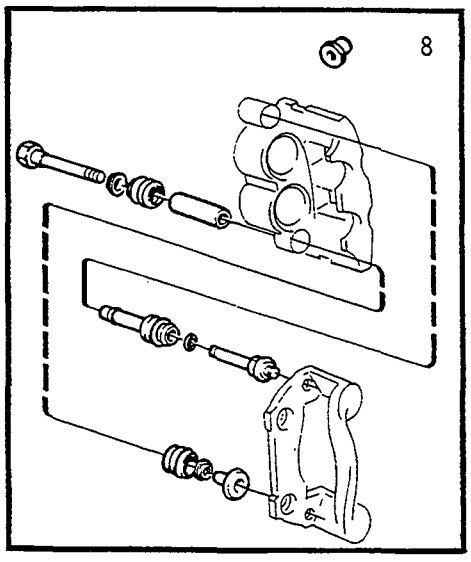

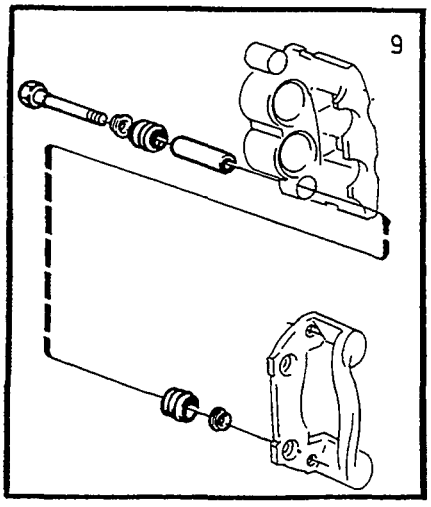

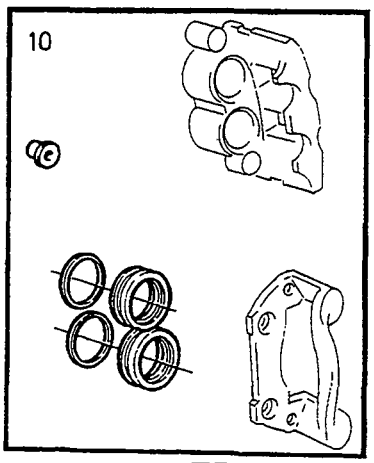

VOLVO
Genuine Parts
PV 510 54039

A
B
C
D
E

REPAIR KITS
FRONT WHEEL BRAKE

REPARATIONSSATS
FRAMHJULSBROMS

Group / Grupp 51
Page / Sida 735

Fig	Part No. Artikel nr	Quantity / Antal A	B	C	D	E	PS	Description	Benämning	Notes Anmärkning	SR
1	271184-4	1	-	-	-	-		Brake pad kit	Bromsklotssats	(272871) GIRLING TX4005	1
	270195-1	1	-	-	-	-		Brake pad kit	Bromsklotssats	GIRLING DB851 "LONG LIFE"	1
	271349-3	1	-	-	-	-		Brake pad kit	Bromsklotssats	GIRLING TX4005	1
	271179-4	1	-	-	-	-		Brake pad kit	Bromsklotssats	(272827) DBA TX4005	1
	271179-4	1	-	-	-	-		Brake pad kit	Bromsklotssats	TX 4005	1
	271182-8	1	-	-	-	-		Brake pad kit	Bromsklotssats	(270194) DB851 "LONG LIFE"	1
2	271350-1	1	-	-	-	-		Repair kit	Reparationssats	GIRLING	1
3	271351-9	1	-	-	-	-		Repair kit	Reparationssats	GIRLING	1
4	271352-7	1	-	-	-	-		Repair kit	Reparationssats	GIRLING	1
5	272881-4	1	-	-	-	-		Repair kit	Reparationssats	GIRLING	1
6	272880-6	1	-	-	-	-		Repair kit	Reparationssats	GIRLING	1
7	272882-2	1	-	-	-	-		Repair kit	Reparationssats	GIRLING	1
8	271282-6	1	-	-	-	-		Repair kit	Reparationssats	(270643) DBA	1
9	271283-4	1	-	-	-	-		Repair kit	Reparationssats	(270985) DBA	1
☆ 10	271571-2	1	-	-	-	-		Repair kit	Reparationssats	(272853) DBA	1

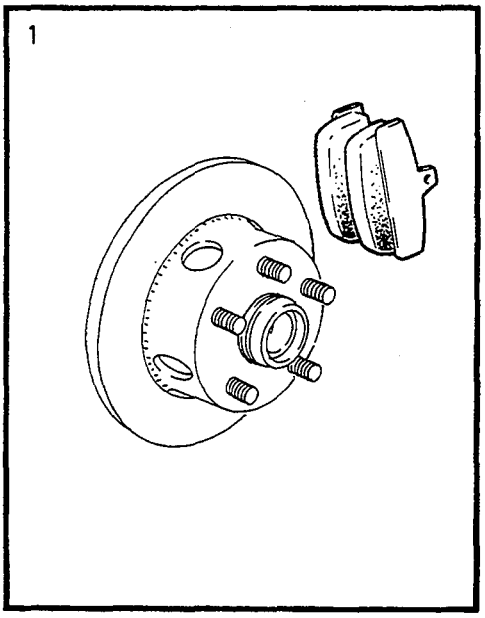



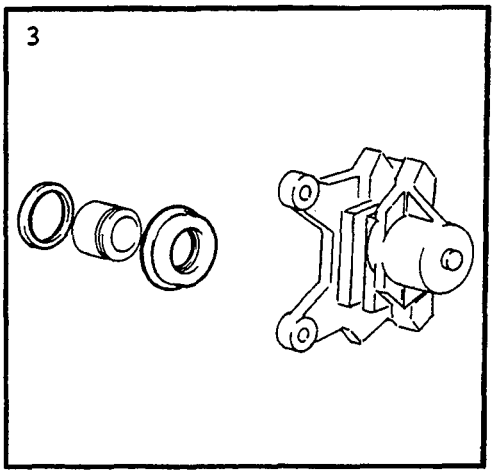

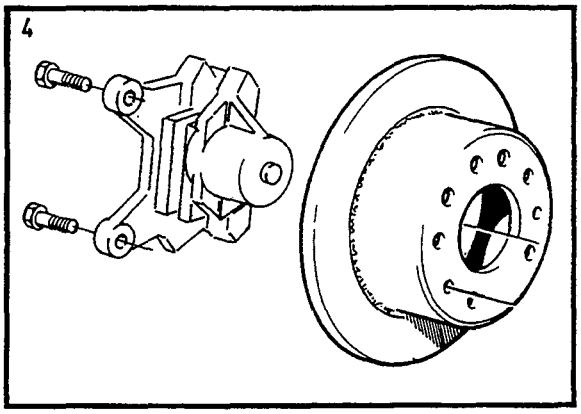

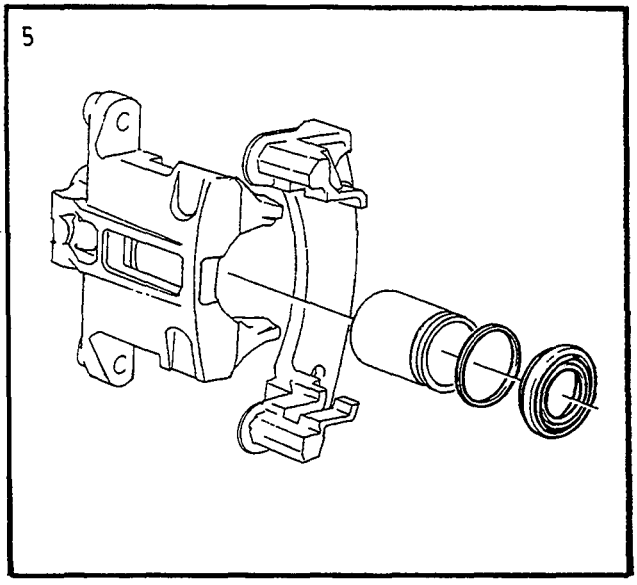

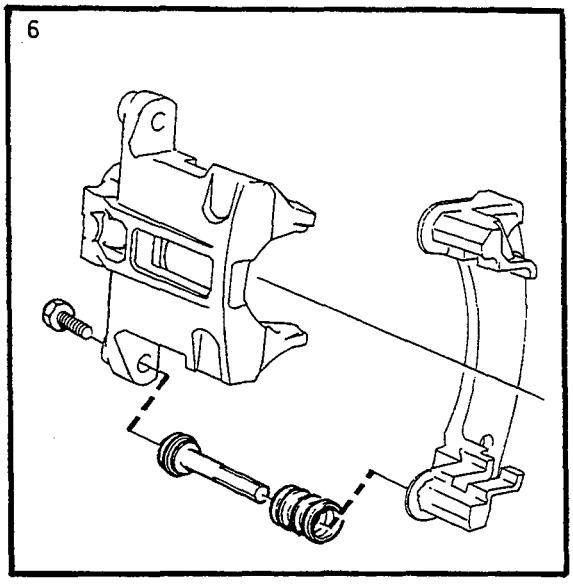

VOLVO
Genuine Parts
PV 510 47695.

A
B
C
D
E

REPAIR KITS
REAR WHEEL BRAKE

REPARATIONSSATS
BAKHJULSBROMS

Group
Grupp
51

Page
Sida
737

Fig	Part No. Artikel nr	Quantity / Antal					P S	Description	Benämning	Notes Anmärkning	S R
		A	B	C	D	E					
1	271336-0	1	-	-	-	-		Brake pad kit	Bromsklotssats	(272911) DB864EE	1
2	272643-8	1	-	-	-	-		Mounting kit	Monteringssats	ATE	1
3	270902-0	1	-	-	-	-		Repair kit	Reparationssats	MARKED 38	1
4	270736-2	1	-	-	-	-		Brake disc kit	Bromsskivesats		3
5	271107-5	1	-	-	-	-		Repair kit	Reparationssats	GIRLING	1
6	271108-3	1	-	-	-	-		Repair kit	Reparationssats	GIRLING	1

VACUUM-HYDRAULIC BRAKES / VAKUUMHYDRALISKT BROMSSYSTEM

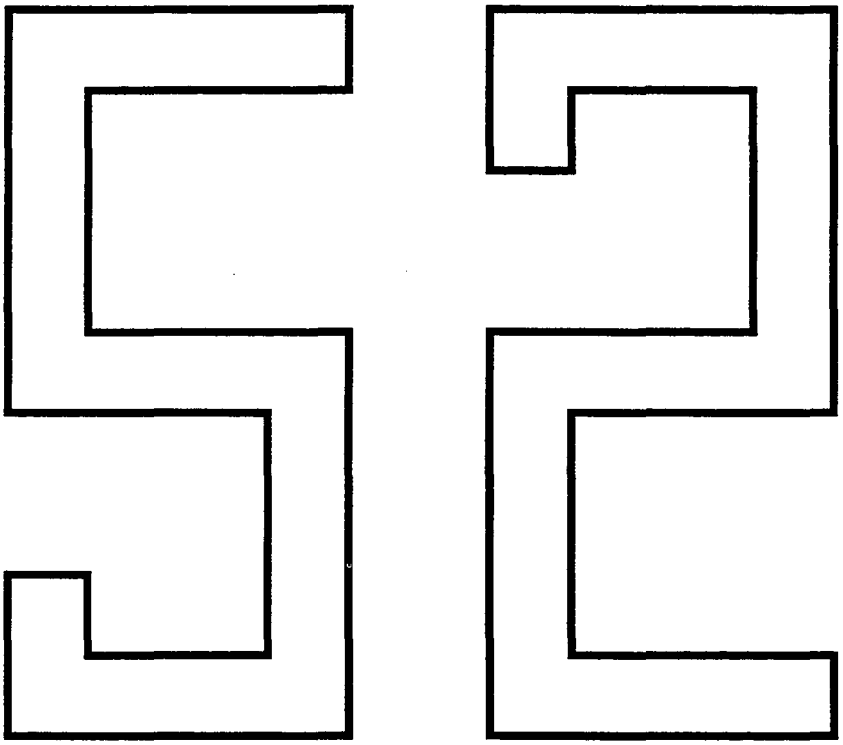

A
B
C
D
E

SUB GROUP
VACUUM-HYDRAULIC BRAKES

UNDERGRUPP
VAKUUMHYDRALISKT BROMSSYSTEM

Group
Grupp
52

Page
Sida
739

Fig	Part No. Artikel nr	Quantity / Antal A	B	C	D	E	PS	Description	Benämning	Notes Anmärkning	SR
		-	-	-	-	-		Master cylinder servo cylinder	Huvudcylinder servocylinder ...	SEE 52•741	
		-	-	-	-	-		Vacuum pump and reservoir . B200ET -1987	Vakuumpump och vakuumtank B200ET -1987	SEE 52•747	
		-	-	-	-	-		Vacuum pump and reservoir . B280 -1987	Vakuumpump och vakuumtank B280 -1987	SEE 52•749	
		-	-	-	-	-		Vacuum lines B200ET, B280 1988-	Vakuumledningar B200ET, B280 1988-	SEE 52•751	
		-	-	-	-	-		Vacuum pump ..... DSL	Vakuumpump ..... DSL	SEE 52•753	
		-	-	-	-	-		Brake pedal with fittings	Bromspedal med monteringsdetaljer	SEE 52•755	
		-	-	-	-	-		Fittings for brake pipes ..... ABS. -1987	Monteringsdetaljer för bromsrör ABS. -1987	SEE 52•757	
		-	-	-	-	-		Brake pipes ..... ABS. -1987	Bromsrör ..... ABS. -1987	SEE 52•759	
		-	-	-	-	-		Brake pipes with fittings	Bromsrör med monteringsdetaljer	SEE 52•761	
		-	-	-	-	-		4CYL, DSL. ABS 1988-	4CYL, DSL. ABS 1988-		
		-	-	-	-	-		Brake pipes with fittings ..... B280. ABS 1988-	Bromsrör med monteringsdetaljer ..... B280. ABS 1988-	SEE 52•763	
		-	-	-	-	-		Control unit ..... ABS	Styrenhet ..... ABS	SEE 52•765	
		-	-	-	-	-		Repair kits Vacuum pump servo cylinder	Reparationssats vakuumpump servocylinder	SEE 52•767	

ABS

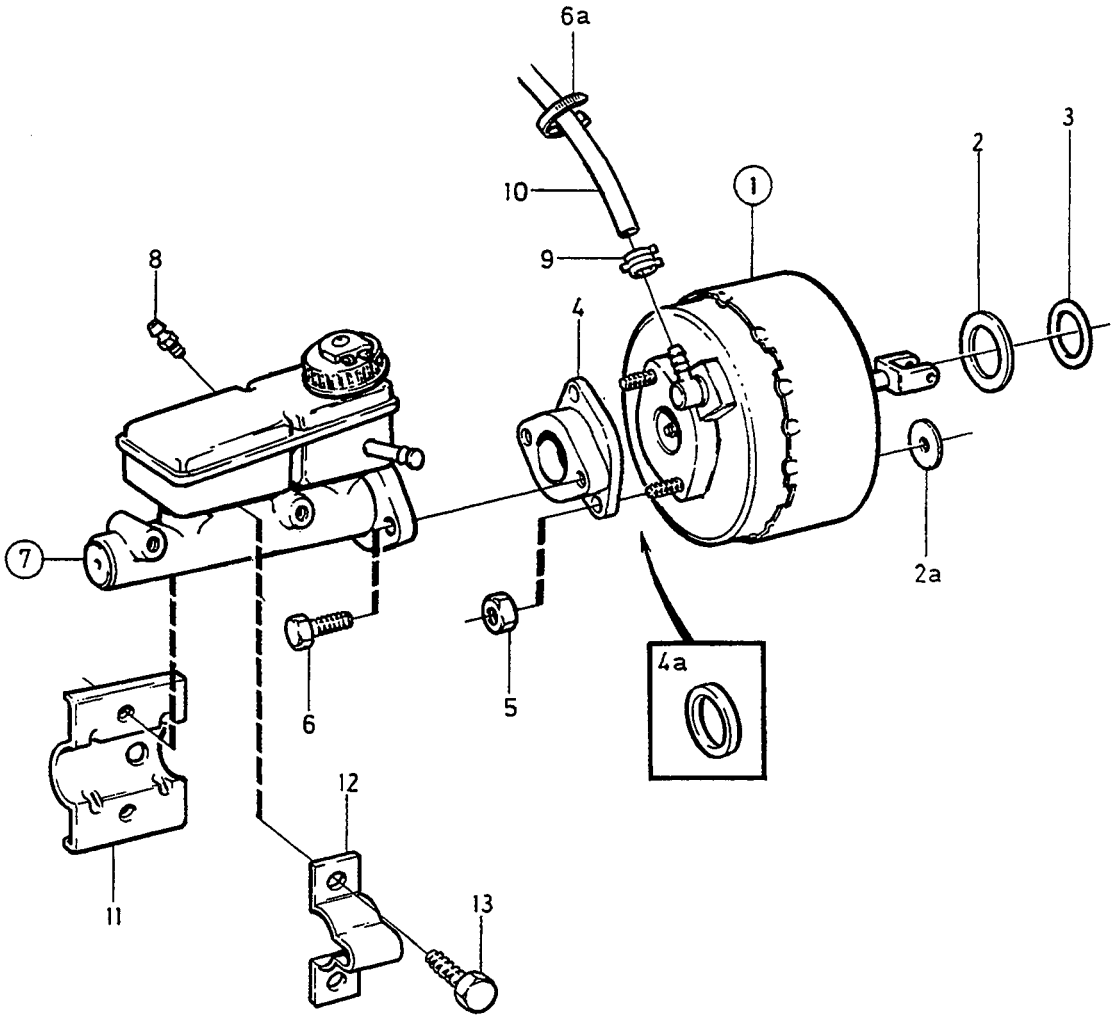

VOLVO
Genuine Parts
PV 520 55256

A	B200ET,B204GT, D24TIC.
B	B280
C	
D	
E	

MASTER CYLINDER SERVO CYLINDER HUVUDCYLINDER SERVOCYLINDER

Group / Grupp 52

Page / Sida 741

Fig	Part No. Artikel nr	Quantity / Antal A	B	C	D	E	PS	Description	Benämning	Notes Anmärkning	SR
1	3516093-6	1	-	-	-	-		Servo cylinder	Servocylinder	(1330452) 2X8"	3
	1387650-3	-	1	-	-	-		Servo cylinder	Servocylinder	1988-. 10", REPL 1 PCS 3530181-1	3
	3530181-1	-	1	-	-	-		Servo cylinder	Servocylinder	10"	3
		-	-	-	-	-		•SEE 52•743	•SEE 52•743		
2	3530985-5	1	1	-	-	-		Sealing ring	Tätningsring		3
2a	3530984-8	4	4	-	-	-		Gasket	Packning		3
3	1272078-5	1	1	-	-	-		Sealing ring	Tätningsring		3
4	1330315-1	1	1	-	-	-		Intermediate section	Mellanstycke	-1987	3
	1330315-1	1	-	-	-	-		Intermediate section	Mellanstycke	1988-	3
4a	1387782-4	-	1	-	-	-		Sealing ring	Tätningsring	1988-	3
5	971083-1	2	2	-	-	-		Lock nut	Låsmutter	(945654) -1987	2
	971083-1	2	-	-	-	-		Lock nut	Låsmutter	(945654) 1998-	2
	948645-7	-	2	-	-	-		Flange lock nut	Flänslåsmutter	(946036) 1988-	2
6	969986-9	2	2	-	-	-		Screw	Skruv	(948336) -1987.	2
	969986-9	2	-	-	-	-		Screw	Skruv	(948336) 1988-.	2
6a	948211-8	-	1	-	-	-		Strip clamp	Bandklamma	1988-	2
7	*(1329740)*	1	1	-	-	-	SP	Master cylinder	Huvudcylinder	-1987 REPL 1 PCS 3516987-9.	3
	(1387779)	1	1	-	-	-	SP	Master cylinder	Huvudcylinder	1988- REPL 1 PCS 3516987-9.	3
		-	-	-	-	-		•SEE 52•745	•SEE 52•745		
8	1330191-6	1	1	-	-	-		Bleeder nipple	Avluftningsnippel		2
9	1272121-3	1	1	-	-	-		Hose clamp	Slangklamma		2
10	1272328-4	X	-	-	-	-		Hose	Slang	D24TIC. LG 290 mm	2
	1272328-4	X	-	-	-	-		Hose	Slang	B200ET. LG 450 mm	2
	1272328-4	-	X	-	-	-		Hose	Slang	-1987. B280 LG 530 mm	2
	1272328-4	-	X	-	-	-		Hose	Slang	1988-. B280 LG 100 mm	2
11	1387125-6	1	1	-	-	-		Buffer	Buffert	-1987	4
	1387125-6	1	-	-	-	-		Buffer	Buffert	1988-	4
12	1359776-0	1	1	-	-	-		Brace	Bygel	-1987	4
	1359776-0	1	-	-	-	-		Brace	Bygel	1988-	4
13	946934-7	2	2	-	-	-		Flange screw	Flänsskruv	-1987	2
	946934-7	2	-	-	-	-		Flange screw	Flänsskruv	1988-	2



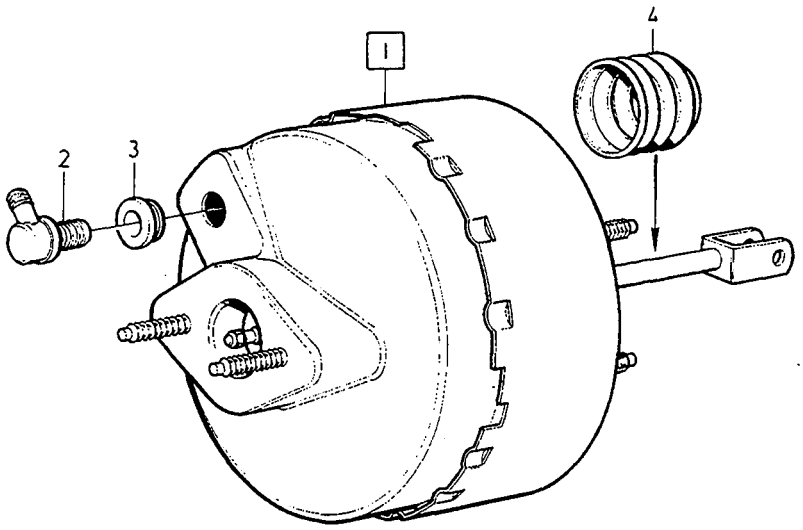
1
2
3
4

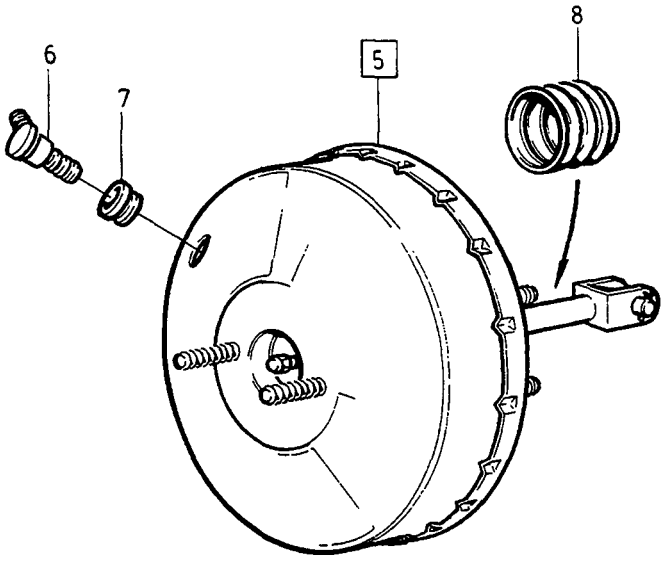
5
6
7
8

A
B
C
D
E

SERVO CYLINDER — SERVOCYLINDER

Group / Grupp 52

Page / Sida 743

DBA

Fig	Part No. / Artikel nr	Quantity / Antal A	B	C	D	E	PS	Description	Benämning	Notes / Anmärkning	SR
1	3516093-6	1	-	-	-	-		Servo cylinder	Servocylinder	(1330452) 2X8"	3
2		1	-	-	-	-	KN	• Valve	• Ventil		
3	1207351-6	1	-	-	-	-	IK	• Seal	• Tätning		2
4	1207352-4	1	-	-	-	-		• Gaiter	• Gummikåpa		3
	270596-0	1	-	-	-	-		Valve kit	Ventilsats	(1207350)	
										SEE 52 • 767	2
5	1387650-3	1	-	-	-	-		Servo cylinder	Servocylinder	10"	3
	3530181-1	-	1	-	-	-		Servo cylinder	Servocylinder	10"	3
6		1	1	-	-	-	KN	• Valve	• Ventil		
7	1207351-6	1	1	-	-	-	IK	• Seal	• Tätning		2
8	3516407-8	1	1	-	-	-	IK	• Gaiter	• Gummikåpa		3
	270596-0	1	1	-	-	-		Valve kit	Ventilsats	SEE 52 • 767	2

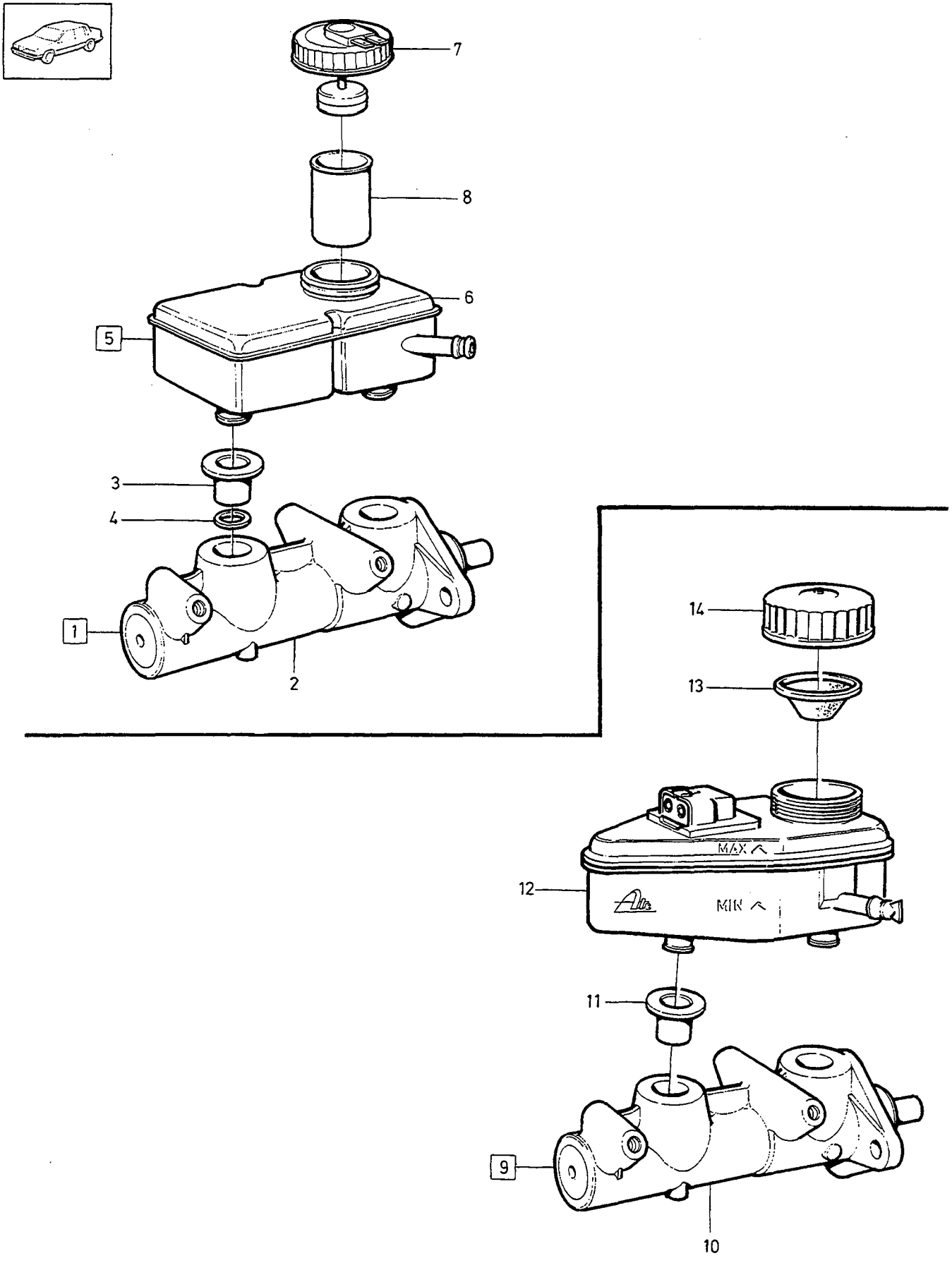
7
8
6
5
3
4
1
2
14
13
12
MAX
MIN
11
9
10

A	-1987
B	1988-
C	
D	
E	

MASTER CYLINDER — HUVUDCYLINDER

ABS

Group / Grupp 52

Page / Sida 745

Fig	Part No. / Artikel nr	Quantity / Antal A	B	C	D	E	PS	Description	Benämning	Notes / Anmärkning	SR
1	*(1329740)*	1	-	-	-	-	SP	Master cylinder	Huvudcylinder		3
	3516987-9	1	-	-	-	-		Master cylinder	Huvudcylinder		3
2		1	-	-	-	-	NS	• Master cylinder	• Huvudcylinder		
3	1221713-9	2	-	-	-	-		• Sleeve	• Muff		3
4	1329739-5	1	-	-	-	-		• Washer	• Bricka		3
5		1	-	-	-	-	NS	• Reservoir	• Behållare		
6	1273240-0	1	-	-	-	-		• • Fluid reservoir	• • Vätskebehållare		3
7	1330522-2	1	-	-	-	-		• • Cover	• • Lock		3
8	1330523-0	1	-	-	-	-		• • Insert	• • Insats		3
9	*(1387779)*	-	1	-	-	-	SP	Master cylinder	Huvudcylinder		3
	3516987-9	-	1	-	-	-		Master cylinder	Huvudcylinder		3
10		-	1	-	-	-	NS	• Master cylinder	• Huvudcylinder		
11	1221713-9	-	2	-	-	-		• Sleeve	• Muff		3
12	1387780-8	-	1	-	-	-		• Fluid reservoir	• Vätskebehållare		3
13	681659-9	-	1	-	-	-		Strainer	Sil		3
14	1272107-2	-	1	-	-	-		Cover	Lock		3

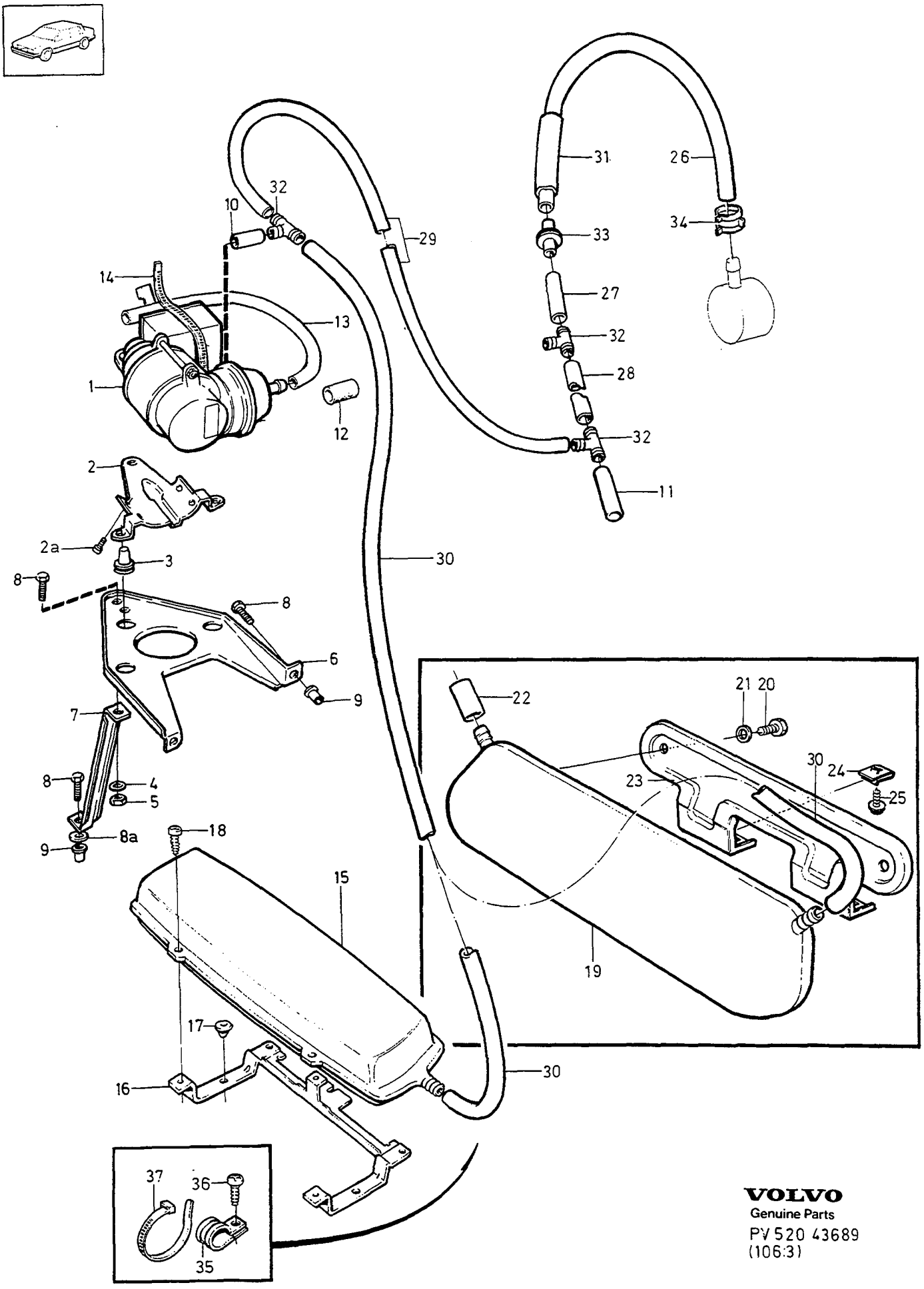

VOLVO
Genuine Parts
PV 520 43689
(106:3)

A
B
C
D
E

VACUUM PUMP AND RESERVOIR VAKUUMPUMP OCH VAKUUMTANK

Group Grupp 52

Page Sida 747

B200ET. -1987

Fig	Part No. Artikel nr	Quantity / Antal A	B	C	D	E	PS	Description	Benämning	Notes Anmärkning	SR
1	1329604-1	1	-	-	-	-		Vacuum pump	Vakumpump		4
2	1330125-4	1	-	-	-	-		Attaching plate	Fästplatta		4
2a	947949-4	4	-	-	-	-		Screw	Skruv		2
3	1255018-2	3	-	-	-	-		Rubber cushion	Gummikudde		2
4	192041-2	1	-	-	-	-		Washer	Bricka	-1986.	2
5	945407-5	1	-	-	-	-		Flange nut	Flänsmutter	-1986.	2
6	1329605-8	1	-	-	-	-		Bracket	Konsol		4
7	1378324-6	1	-	-	-	-		Support	Stöd		5
8	946544-4	4	-	-	-	-		Flange screw	Flänsskruv		2
8a	944563-6	2	-	-	-	-		Spacer washer	Distansbricka		2
9	949377-6	3	-	-	-	-		Rivet nut	Nitmutter	(946131)	5
10	966881-5	1	-	-	-	-		Pipe	Rör		2
11	1276516-0	1	-	-	-	-		Rubber cap	Gummihatt		3
12	1215591-7	1	-	-	-	-		Connector	Förbindningsstycke	ALTER 1	5
13	944075-1	X	-	-	-	-		Rubber hose	Gummislang	LG 310 ALTER 2	2
14	949668-8	1	-	-	-	-		Strip clamp	Bandklamma	ALTER 2	2
15	1324672-3	1	-	-	-	-		Vacuum tank	Vakuumtank	-1986.	5
16	1324673-1	1	-	-	-	-		Bracket	Konsol	-1986.	5
☆ 17	974683-5	2	-	-	-	-		Plug	Plugg	(1324950) -1986	3
18	965393-2	3	-	-	-	-		Screw	Skruv	-1986.	2
19	1395893-9	1	-	-	-	-		Vacuum tank	Vakuumtank	(1388180) 1987.	5
20	968539-7	3	-	-	-	-		Screw	Skruv	1987.	3
21	960138-6	3	-	-	-	-		Washer	Bricka	1987.	2
22	1276516-0	1	-	-	-	-		Rubber cap	Gummihatt	1987.	3
23	1396090-1	1	-	-	-	-		Bracket	Konsol	1987.	5
24	191391-2	2	-	-	-	-		Spring nut	Fjädermutter	1987.	2
25	*(965397)*	2	-	-	-	-	SP	Screw	Skruv	1987. REPL 1 PCS 955142-5, 1 PCS 960138-6.	2
26	1272328-4	X	-	-	-	-		Hose	Slang	LG 375 mm	2
27	1272328-4	X	-	-	-	-		Hose	Slang	LG 80 mm	2
28	1272328-4	X	-	-	-	-		Hose	Slang	LG 290 mm	2
29	1272328-4	X	-	-	-	-		Hose	Slang	LG 530 mm	2
30	1272328-4	X	-	-	-	-		Hose	Slang	LG 1280 mm	2
31	1276438-7	X	-	-	-	-		Protecting hose	Skyddsslang	LG 100 mm	2
32	1221906-9	3	-	-	-	-		T-pipe	T-rör		2
33	1228272-9	1	-	-	-	-		Non-return valve	Backventil		3
34	952631-0	1	-	-	-	-		Clamp	Klamma		2
35	945970-2	1	-	-	-	-		Screw	Skruv		2
36	948211-8	1	-	-	-	-		Strip clamp	Bandklamma		2
37	1272121-3	1	-	-	-	-		Hose clamp	Slangklamma		2



VOLVO
Genuine Parts
PV 520 43690
(106:3)

A
B
C
D
E

VACUUM PUMP AND RESERVOIR VAKUUMPUMP OCH VAKUUMTANK

Group / Grupp 52

Page / Sida 749

B280. -1987.

Fig	Part No. Artikel nr	Quantity / Antal A	B	C	D	E	PS	Description	Benämning	Notes Anmärkning	SR
1	1329604-1	1	-	-	-	-		Vacuum pump	Vakumpump		4
2	1330125-4	1	-	-	-	-		Attaching plate	Fästplatta		4
3	947949-4	1	-	-	-	-		Screw	Skruv		2
4	1255018-2	3	-	-	-	-		Rubber cushion	Gummikudde		2
5	1274954-5	1	-	-	-	-		Bracket	Konsol		4
6	1378325-3	1	-	-	-	-		Support	Stöd		4
7	1274967-7	1	-	-	-	-		Screw	Skruv		3
8	946544-4	3	-	-	-	-		Flange screw	Flänsskruv		2
9	944563-6	2	-	-	-	-		Spacer washer	Distansbricka		2
10	949377-6	3	-	-	-	-		Rivet nut	Nitmutter	(946131)	5
11	966881-5	1	-	-	-	-		Pipe	Rör		2
12	944075-1	1	-	-	-	-		Rubber hose	Gummislang		2
13	949668-8	1	-	-	-	-		Strip clamp	Bandklamma		2
14	1395893-9	1	-	-	-	-		Vacuum tank	Vakuumtank	(1388180)	5
15	1276516-0	1	-	-	-	-		Rubber cap	Gummihatt		3
16	1221906-9	3	-	-	-	-		T-pipe	T-rör		2
17	1228272-9	1	-	-	-	-		Non-return valve	Backventil		3
18	1272328-4	X	-	-	-	-		Hose	Slang	LG 1020 mm	2
19	1272328-4	X	-	-	-	-		Hose	Slang	LG 1810 mm	2
20	1272328-4	X	-	-	-	-		Hose	Slang	LG 60 mm	2
21	1272328-4	X	-	-	-	-		Hose	Slang	LG 60 mm	2
22	1272328-4	X	-	-	-	-		Hose	Slang	LG 550 mm	2
23	1272328-4	X	-	-	-	-		Hose	Slang	LG 40 mm	2
24	1272121-3	1	-	-	-	-		Hose clamp	Slangklamma		2
25	948211-8	1	-	-	-	-		Strip clamp	Bandklamma		2
26	945970-2	1	-	-	-	-		Screw	Skruv		2
27	952631-0	1	-	-	-	-		Clamp	Klamma		2
28	960138-6	3	-	-	-	-		Washer	Bricka		2
29	968539-7	3	-	-	-	-		Screw	Skruv		3
30	1396090-1	1	-	-	-	-		Bracket	Konsol		5
31	191391-2	2	-	-	-	-		Spring nut	Fjädermutter		2
32	*(965397)*	2	-	-	-	-	SP	Screw	Skruv	REPL 1 PCS 955142-5, I PCS 960138-6.	2

B 200 ET

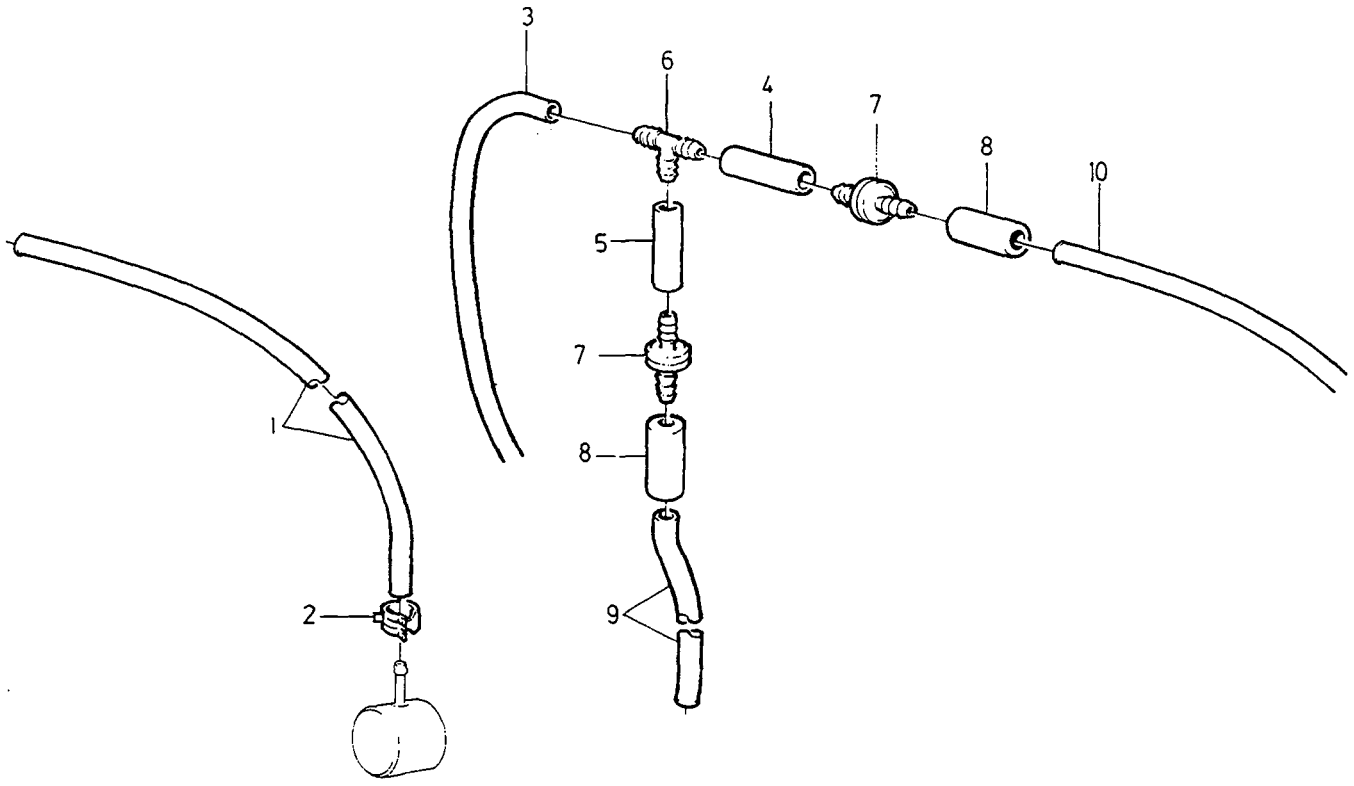

B280

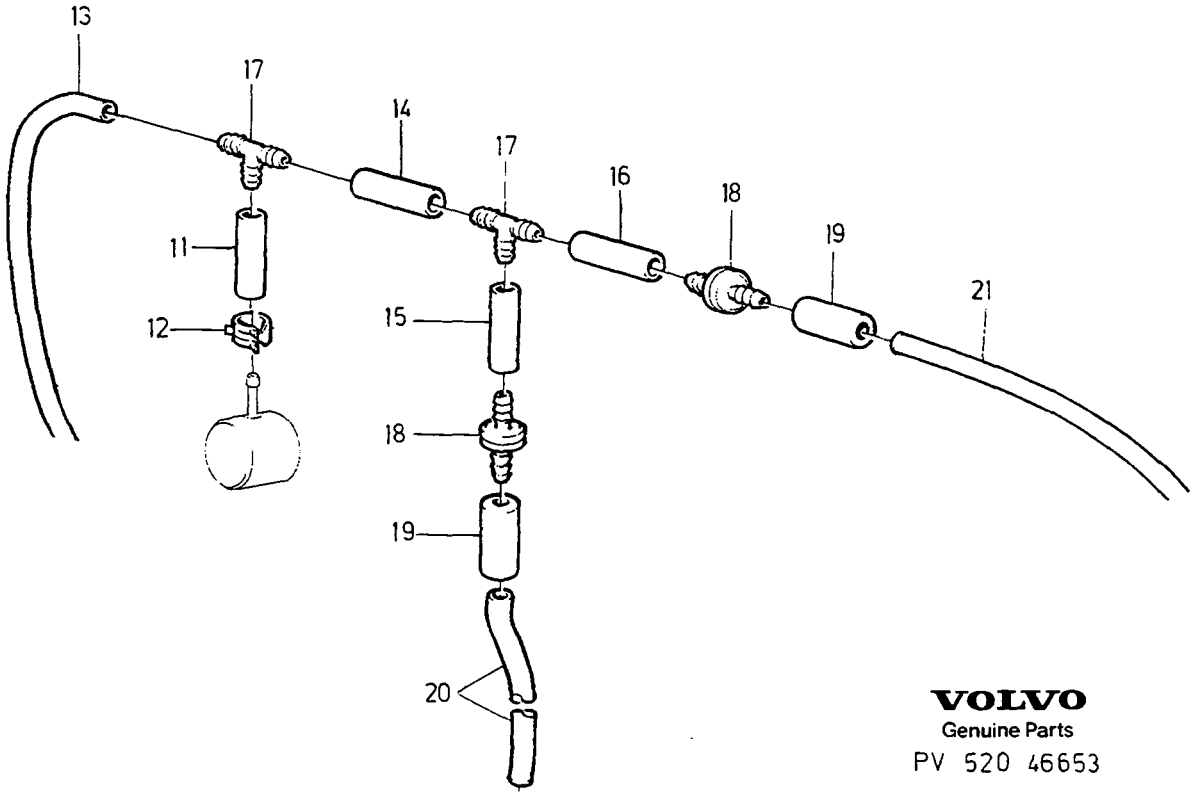

VOLVO
Genuine Parts
PV 520 46653

A	B200ET
B	B280
C	
D	
E	

VACUUM LINES — VAKUUMLEDNINGAR

1988-

Group / Grupp 52

Page / Sida 751

Fig	Part No. / Artikel nr	Quantity / Antal A	B	C	D	E	P S	Description	Benämning	Notes / Anmärkning	S R
1	1272328-4	X	-	-	-	-		Hose	Slang	LG 450 mm	2
2	1272121-3	1	-	-	-	-		Hose clamp	Slangklamma		2
3	1272328-4	X	-	-	-	-		Hose	Slang	LG 800 mm	2
4	1272328-4	X	-	-	-	-		Hose	Slang	LG 60 mm	2
5	1272328-4	X	-	-	-	-		Hose	Slang	LG 60 mm	2
6	1221906-9	1	-	-	-	-		T-pipe	T-rör		2
7	1228272-9	2	-	-	-	-		Non-return valve	Backventil		3
8	1395306-2	2	-	-	-	-		Connector	Anslutning		3
9		1	-	-	-	-	NS	Plastic pipe	Plaströr		
10		1	-	-	-	-	NS	Plastic pipe	Plaströr		
11	1272328-4	-	X	-	-	-		Hose	Slang	LG 100 mm	2
12	1272121-3	-	1	-	-	-		Hose clamp	Slangklamma		2
13	1272328-4	-	X	-	-	-		Hose	Slang	LG 400 mm	2
14	1272328-4	-	X	-	-	-		Hose	Slang	LG 60 mm	2
15	1272328-4	-	X	-	-	-		Hose	Slang	LG 60 mm	2
16	1272328-4	-	X	-	-	-		Hose	Slang	LG 60 mm	2
17	1221906-9	-	2	-	-	-		T-pipe	T-rör		2
18	1228272-9	-	2	-	-	-		Non-return valve	Backventil		3
19	1395306-2	-	2	-	-	-		Connector	Anslutning		3
20		-	1	-	-	-	NS	Plastic pipe	Plaströr		
21		-	1	-	-	-	NS	Plastic pipe	Plaströr		

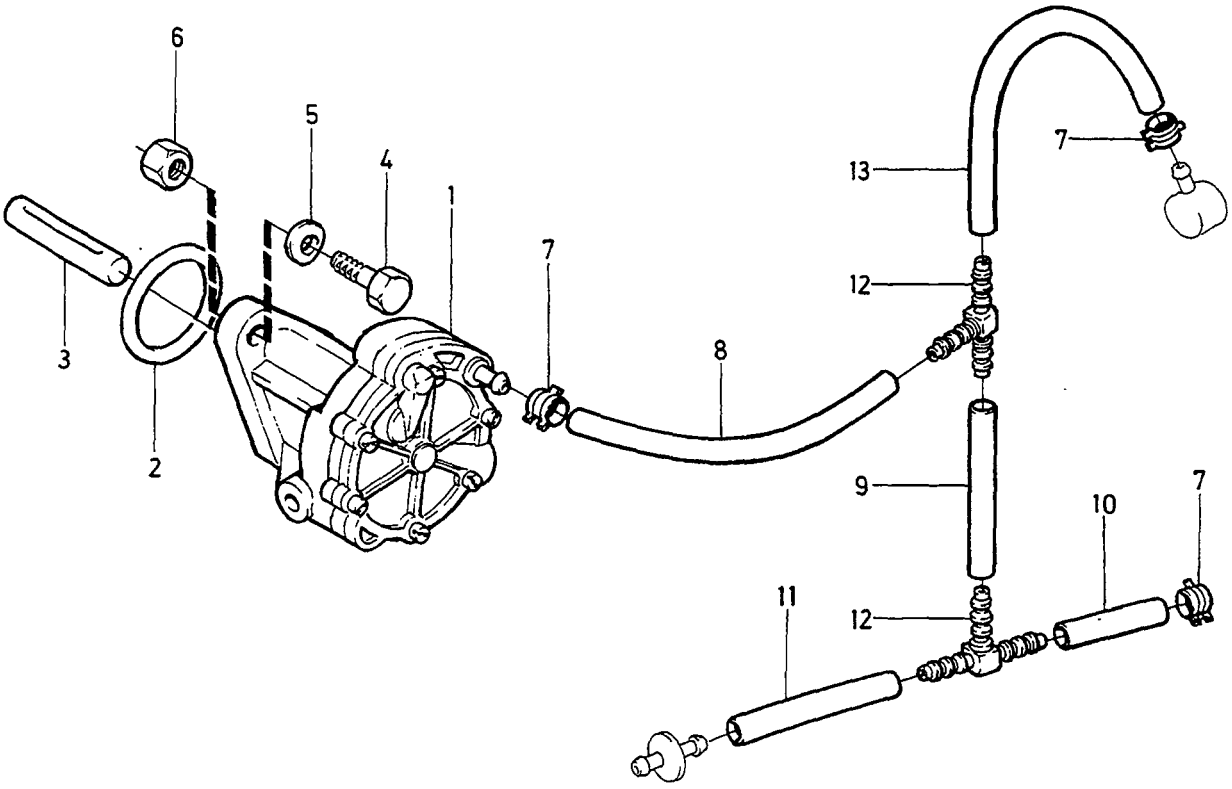

©VOLVO
Genuine Parts
PV 520 41486
(106:3)

A
B
C
D
E

VACUUM PUMP — VAKUUMPUMP

Group / Grupp: 52

Page / Sida: 753

DSL

Fig	Part No. Artikel nr	Quantity / Antal A	B	C	D	E	PS	Description	Benämning	Notes Anmärkning	SR
1	1328119-1	1	-	-	-	-		Vacuum booster	Vakuumförstärkare		4
2	1328593-7	1	-	-	-	-		Sealing ring	Tätningsring		3
3	1328220-7	1	-	-	-	-		Push rod	Stötstång		4
4	955295-1	2	-	-	-	-		Screw	Skruv		2
5	941907-8	2	-	-	-	-		Spring washer	Fjäderbricka		2
6	968862-3	2	-	-	-	-		Flange nut	Flänsmutter	(955782)	8
7	1272121-3	2	-	-	-	-		Hose clamp	Slangklamma		2
8	1272328-4	X	-	-	-	-		Hose	Slang	LG 185 mm	2
9	1272328-4	X	-	-	-	-		Hose	Slang	LG 120 mm	2
10	1272328-4	X	-	-	-	-		Hose	Slang	LG 55 mm	2
11		1	-	-	-	-		Hose	Slang	SEE 52•741	
12	1221906-9	2						T-pipe	T-rör		2
13	1272328-4	1	-	-	-	-		Hose	Slang	LG 290 mm	2
	272722-0	1	-	-	-	-		Repair kit replacement of seals	Reparationssats byte av tätningar	SEE 52•767	3
	272723-8	1	-	-	-	-		Repair kit replacement of valves	Reparationssats byte av ventiler	SEE 52•767	3

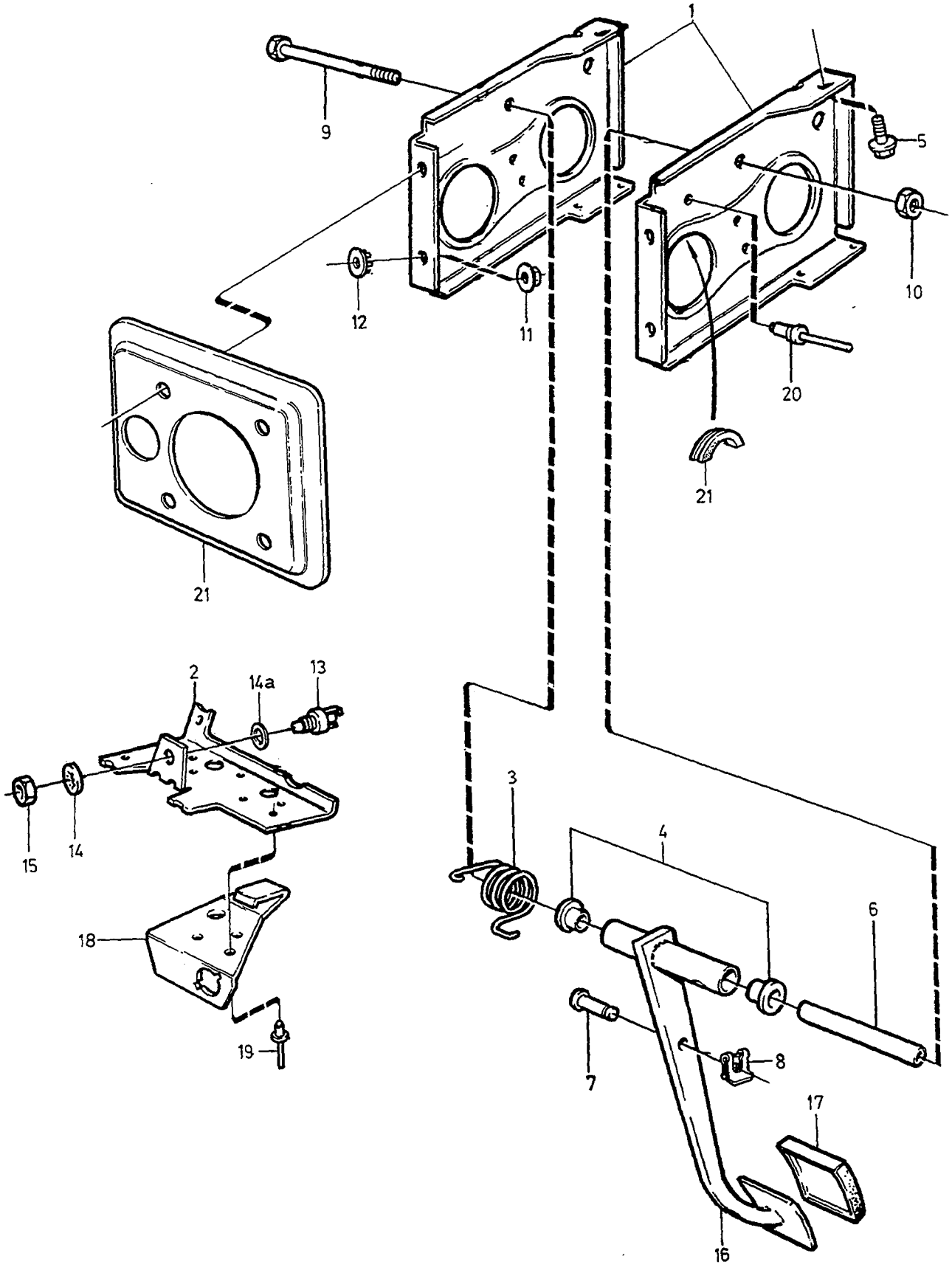

VOLVO
Genuine Parts
PV 520 54243

A
B
C
D
E

BRAKE PEDAL
WITH FITTINGS

BROMSPEDAL
MED MONTERINGSDETALJER

Group
Grupp
52

Page
Sida
755

Fig	Part No. Artikel nr	Quantity / Antal A	B	C	D	E	PS	Description	Benämning	Notes Anmärkning	SR
1	1330935-6	2	-	-	-	-		Bracket	Konsol		5
2	1359990-7	1	-	-	-	-		Bracket	Konsol		5
3	3530843-6	1	-	-	-	-		Return spring	Returfjäder	(1273831)	3
4	3516125-6	2	-	-	-	-		Bushing	Bussning		4
5	949887-4	2	-	-	-	-		Screw	Skruv		2
6	1273645-0	1	-	-	-	-		Shaft	Axel		5
☆ 7	977254-2	1	-	-	-	-		Bolt	Bult	(948461) -1990.	2
8		1	-	-	-	-	NS	Safety brace	Säkringsbygel	-1990.	
☆ 9	946407-4	1	-	-	-	-		Screw	Skruv	(940129)	2
10	948645-7	1	-	-	-	-		Flange lock nut	Flänslåsmutter	(946036)	2
11	963106-0	4	-	-	-	-		Lock nut	Låsmutter	(948645)	2
12	1272109-8	4	-	-	-	-		Clip	Clips	-1990.	2
☆ 13	3544691-3	1	-	-	-	-		Brake light switch	Bromsljuskontakt		1
14	940143-1	1	-	-	-	-		Lock washer	Låsbricka		2
14a	955896-6	1	-	-	-	-		Washer	Bricka	-1990.	2
15	942914-3	1	-	-	-	-		Nut	Mutter		2
16	1273651-8	1	-	-	-	-		Brake pedal	Bromspedal	MAN.TRANS	5
	1273652-6	1	-	-	-	-		Brake pedal	Bromspedal	AUTO.TRANS	5
17	1272021-5	1	-	-	-	-		Pedal pad	Pedalskoning	MAN.TRANS	3
	1272066-0	1	-	-	-	-		Pedal pad	Pedalskoning	AUTO.TRANS	3
18	1359460-1	1	-	-	-	-		Bracket	Konsol		5
19	973883-2	7	-	-	-	-		Blind rivet	Blindnit		2
20	949017-8	2	-	-	-	-		Blind rivet	Blindnit		2
21	699856-1	1	-	-	-	-		Edge protection moulding	Kantskyddslist	1991-.	2
22	3530392-4	1	-	-	-	-		Seal	Tätning	1991-.	5

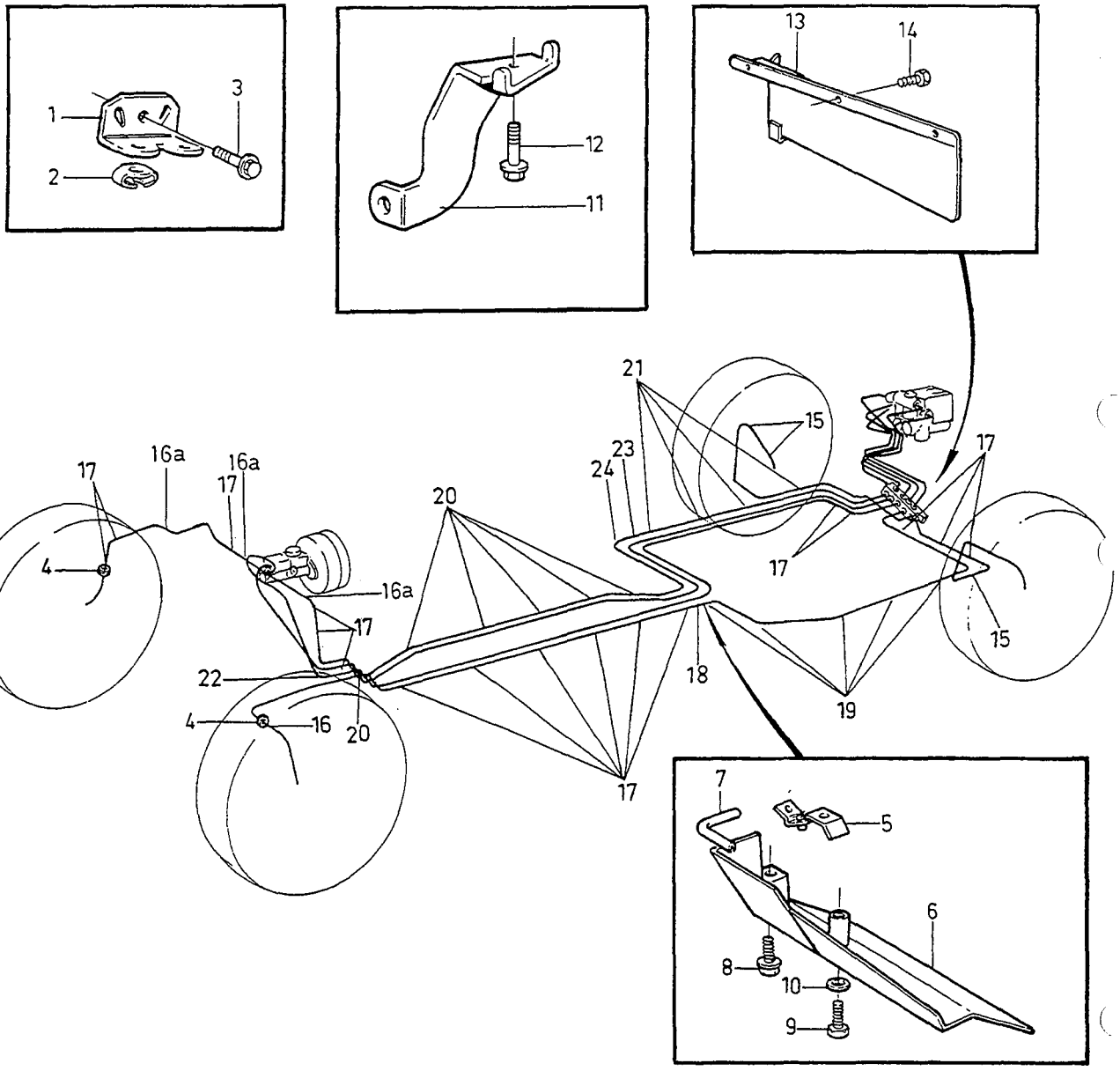

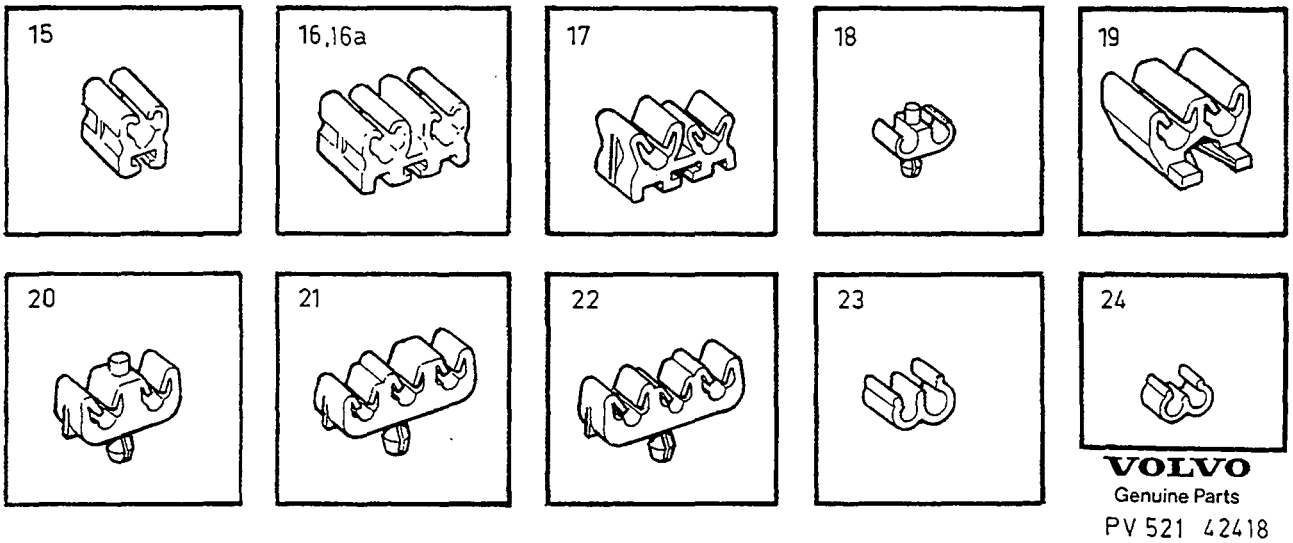

VOLVO
Genuine Parts
PV 521 42418

A
B
C
D
E

FITTINGS FOR BRAKE PIPES — MONTERINGSDETALJER FÖR BROMSRÖR

Group / Grupp 52

Page / Sida 757

ABS. -1987

Fig	Part No. Artikel nr	Quantity / Antal A	B	C	D	E	PS	Description	Benämning	Notes Anmärkning	SR
1	1272616-2	2	-	-	-	-		Anchorage	Fäste		4
2	1229350-2	2	-	-	-	-		Hose retainer	Slanghållare		2
3	966378-2	2	-	-	-	-		Screw	Skruv		5
4	1273516-3	2	-	-	-	-		Rubber bushing	Gummibussning	ALTER 1. O.DIA 34 mm	2
	1259854-6	2	-	-	-	-		Grommet	Genomföring	ALTER 2. O.DIA 42 mm	3
5		1	-	-	-	-		Bracket	Konsol	SEE 86•953	
6	1355441-5	1	-	-	-	-		Shield	Skärmplåt		4
7	679754-2	X	-	-	-	-		Edge protection moulding	Kantskyddslist		2
8	945970-2	1	-	-	-	-		Screw	Skruv		2
9	941110-9	1	-	-	-	-		Screw	Skruv		2
10	960140-2	1	-	-	-	-		Washer	Bricka		2
11	1273762-3	1	-	-	-	-		Anchorage, l.h.	Fäste, v		4
	1273763-1	1	-	-	-	-		Anchorage, r.h.	Fäste, h		4
12	949887-4	2	-	-	-	-		Screw	Skruv		2
13	1330683-2	1	-	-	-	-		Protecting plate	Skyddsplåt		4
14	190071-1	4	-	-	-	-		Screw	Skruv		2
15	1272401-9	4	-	-	-	-		Clamp	Klamma		2
16	1272402-7	3	-	-	-	-		Clamp	Klamma	1986.	2
16a	1359902-2	3	-	-	-	-		Clamp	Klamma		2
17	1330586-7	19	-	-	-	-		Clamp	Klamma		2
18	*3269012*	1	-	-	-	-	OP	Clamp	Klamma		2
19	1330587-5	9	-	-	-	-		Clamp	Klamma		2
20	1330588-3	5	-	-	-	-		Clamp	Klamma		2
21	1330590-9	4	-	-	-	-		Clamp	Klamma		2
22	1330591-7	3	-	-	-	-		Clamp	Klamma		2
23	1330703-8	2	-	-	-	-		Clamp	Klamma		2
24	1330704-6	2	-	-	-	-		Clamp	Klamma		2

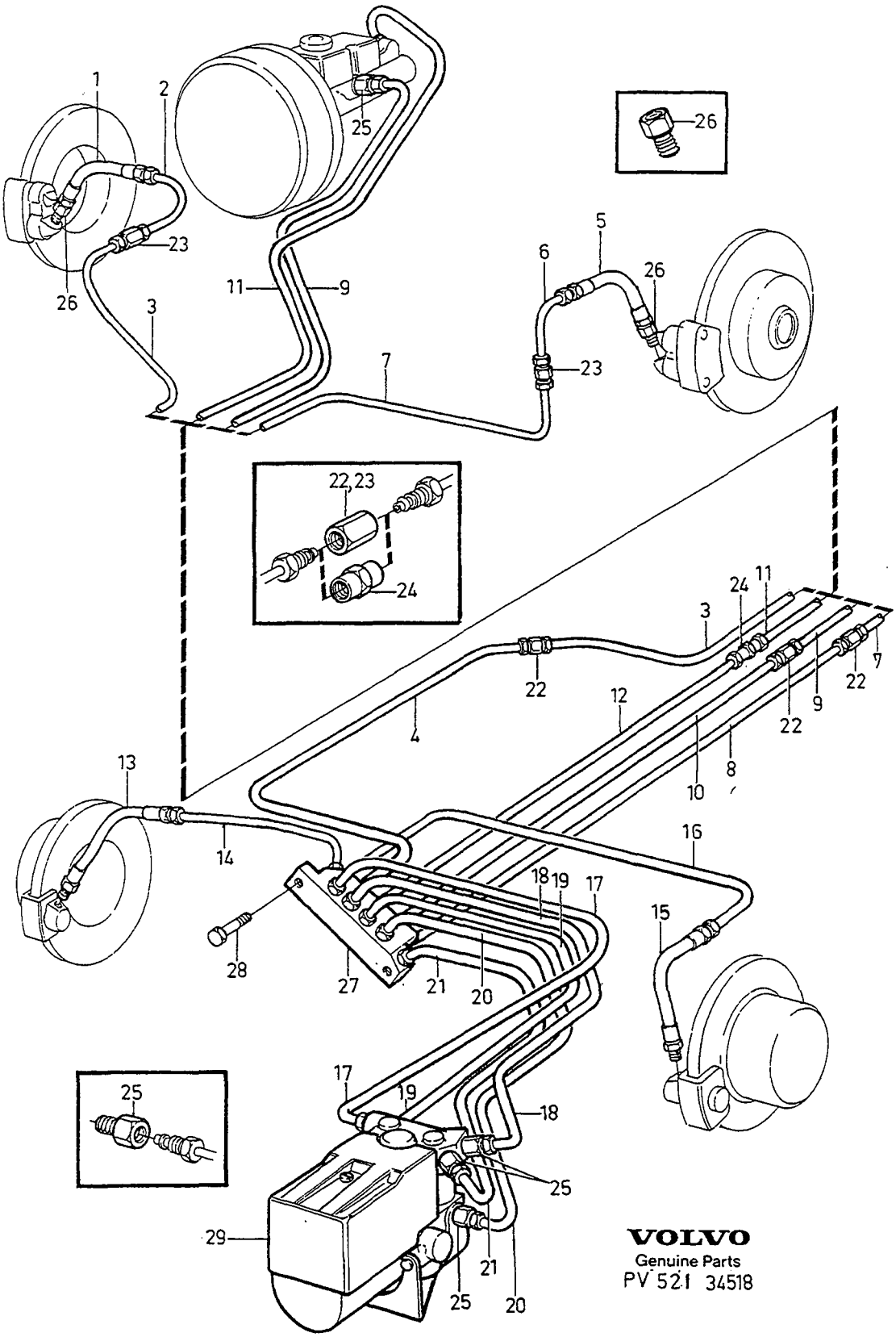

VOLVO
Genuine Parts
PV 521 34518

A
B
C
D
E

BRAKE PIPES — BROMSRÖR

Group / Grupp 52

Page / Sida 759

ABS. -1987

Fig	Part No. Artikel nr	Quantity / Antal A	B	C	D	E	PS	Description	Benämning	Notes Anmärkning	SR
1	1329611-6	1	-	-	-	-		Brake hose	Bromsslang		2
2	3530004-5	1	-	-	-	-		Brake pipe	Bromsrör	(1277305)	2
3	1359337-1	1	-	-	-	-		Brake pipe	Bromsrör	(1330762)	2
4	1330724-4	1	-	-	-	-		Brake pipe	Bromsrör		2
5	1329611-6	1	-	-	-	-		Brake hose	Bromsslang		2
6	3516294-0	1	-	-	-	-		Brake pipe	Bromsrör	(1330381)	2
7	1359337-1	1	-	-	-	-		Brake pipe	Bromsrör	(1330762)	2
8	1359337-1	1	-	-	-	-		Brake pipe	Bromsrör	(1330762)	2
9	1330722-8	1	-	-	-	-		Brake pipe	Bromsrör		2
10	1330722-8	1	-	-	-	-		Brake pipe	Bromsrör		2
11	3530015-1	1	-	-	-	-		Brake pipe	Bromsrör	(1277124)	2
12	3530009-4	1	-	-	-	-		Brake pipe	Bromsrör	(1277310)	2
13	1329594-4	1	-	-	-	-		Brake hose	Bromsslang		2
14	3530029-2	1	-	-	-	-		Brake pipe	Bromsrör	(1277121)	2
15	1329594-4	1	-	-	-	-		Brake hose	Bromsslang		2
16	3530029-2	1	-	-	-	-		Brake pipe	Bromsrör	(1277121)	2
17	1330720-2	1	-	-	-	-		Brake pipe	Bromsrör		2
18	1330727-7	1	-	-	-	-		Brake pipe	Bromsrör		2
19	1330720-2	1	-	-	-	-		Brake pipe	Bromsrör		2
20	1330727-7	1	-	-	-	-		Brake pipe	Bromsrör		2
21	1330727-7	1	-	-	-	-		Brake pipe	Bromsrör		2
22	1330533-9	3	-	-	-	-		Joint nipple	Skarvnippel		2
23	1330534-7	2	-	-	-	-		Joint nipple	Skarvnippel		2
24	1330128-8	1	-	-	-	-		Joint nipple	Skarvnippel		2
25	1330570-1	4	-	-	-	-		Nipple	Nippel		2
26	1329693-4	2	-	-	-	-		Nipple	Nippel		2
27	1330977-8	1	-	-	-	-		Manifold	Förgrening		3
28	969478-7	2	-	-	-	-		Screw	Skruv	(955143)	2
29		1	-	-	-	-		Hydraulic unit	Hydraulenhet	SEE 52•765	

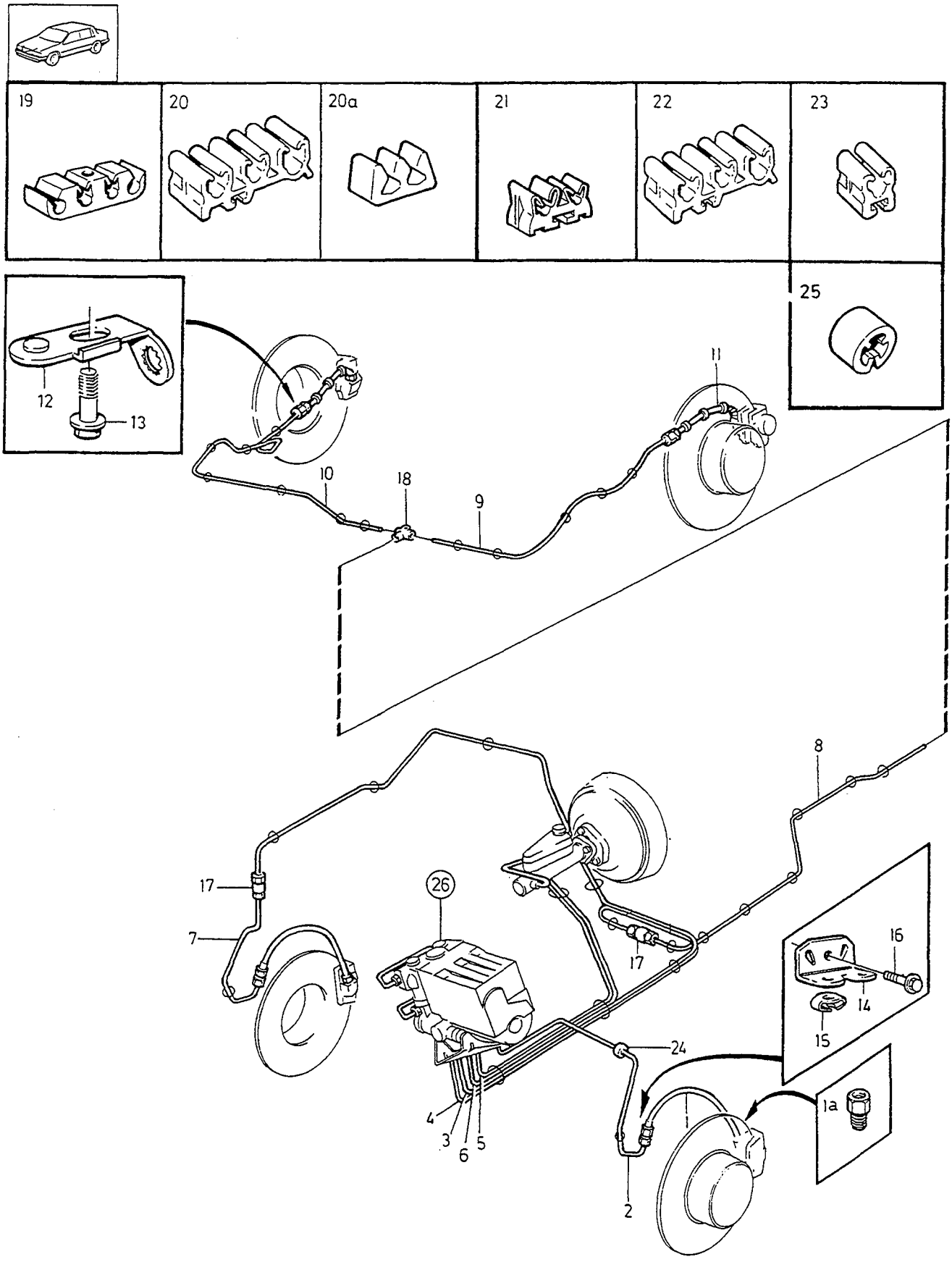

VOLVO
Genuine Parts
PV 521 50582

A
B
C
D
E

BRAKE PIPES
WITH FITTINGS

BROMSRÖR
MED MONTERINGSDETALJER

Group
Grupp
52

Page
Sida
761

4CYL, D24TIC. ABS 1988-

Fig	Part No. Artikel nr	Quantity / Antal A	B	C	D	E	PS	Description	Benämning	Notes Anmärkning	SR
1	1329611-6	2	-	-	-	-		Brake hose	Bromsslang		2
1a	1329693-4	2	-	-	-	-		Nipple	Nippel		2
2	1277119-2	1	-	-	-	-		Brake pipe	Bromsrör	CH -9545.	2
	3530426-0	1	-	-	-	-		Brake pipe	Bromsrör	CH 9546-.	2
☆ 3	3530015-1	1	-	-	-	-		Brake pipe	Bromsrör	(1277124) -1989	2
	3530007-8	1	-	-	-	-		Brake pipe	Bromsrör	1990-	2
4	3530029-2	1	-	-	-	-		Brake pipe	Bromsrör	CH -9545.	2
	3530425-2	1	-	-	-	-		Brake pipe	Bromsrör	CH 9546-.	2
5	3530001-1	1	-	-	-	-		Brake pipe	Bromsrör		2
6	3530000-3	1	-	-	-	-		Brake pipe	Bromsrör		2
7	3516294-0	1	-	-	-	-		Brake pipe	Bromsrör		2
8	3516298-1	1	-	-	-	-		Brake pipe	Bromsrör		2
9	1330382-1	1	-	-	-	-		Brake pipe	Bromsrör	EXC MULTI-LINK	2
	3530008-6	1	-	-	-	-		Brake pipe	Bromsrör	MULTI-LINK	2
10	3516298-1	1	-	-	-	-		Brake pipe	Bromsrör	EXC MULTI-LINK	2
	1277123-4	1	-	-	-	-		Brake pipe	Bromsrör	MULTI-LINK	2
11	1329594-4	2	-	-	-	-		Brake hose	Bromsslang	EXC MULTI-LINK	2
	1359291-0	2	-	-	-	-		Brake hose	Bromsslang	MULTI-LINK	2
12	1273762-3	1	-	-	-	-		Anchorage, l.h.	Fäste, v	EXC MULTI-LINK	4
	3530213-2	1	-	-	-	-		Anchorage, l.h.	Fäste, v	MULTI-LINK	4
	1273763-1	1	-	-	-	-		Anchorage, r.h.	Fäste, h	EXC MULTI-LINK	4
	3530214-0	1	-	-	-	-		Anchorage, r.h.	Fäste, h	MULTI-LINK	4
13		2	-	-	-	-		Screw	Skruv	SEE 81•855	
14	1272616-2	2	-	-	-	-		Anchorage	Fäste	CH -8115.	4
	3516662-8	2	-	-	-	-		Anchorage	Fäste	CH 8116-.	4
15	1229350-2	2	-	-	-	-		Hose retainer	Slanghållare		2
16	966378-2	2	-	-	-	-		Screw	Skruv		5
17	1330128-8	2	-	-	-	-		Joint nipple	Skarvnippel	CH -9545.	2
	1330534-7	2	-	-	-	-		Joint nipple	Skarvnippel	CH 9546-.	2
18	1359554-1	1	-	-	-	-		Manifold	Förgrening		2
19	1387625-5	X	-	-	-	-		Clamp	Klamma		2
20	1359903-0	X	-	-	-	-		Clamp	Klamma		2
20a	947686-2	X	-	-	-	-		Clamp	Klamma		2
21	1273481-0	X	-	-	-	-		Clamp	Klamma		2
22	3516462-3	X	-	-	-	-		Clamp	Klamma	(3516274)	2
23	1272401-9	X	-	-	-	-		Clamp	Klamma		2
24	1259854-6	2	-	-	-	-		Grommet	Genomföring		3
25	1273900-9	X	-	-	-	-		Clamp	Klamma		2
26		1	-	-	-	-		Hydraulic unit	Hydraulenhet	SEE 52•765	



19	19a	20	21	22	23	25
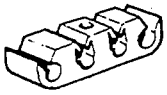			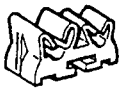	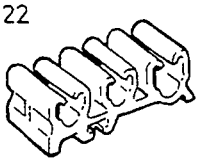		

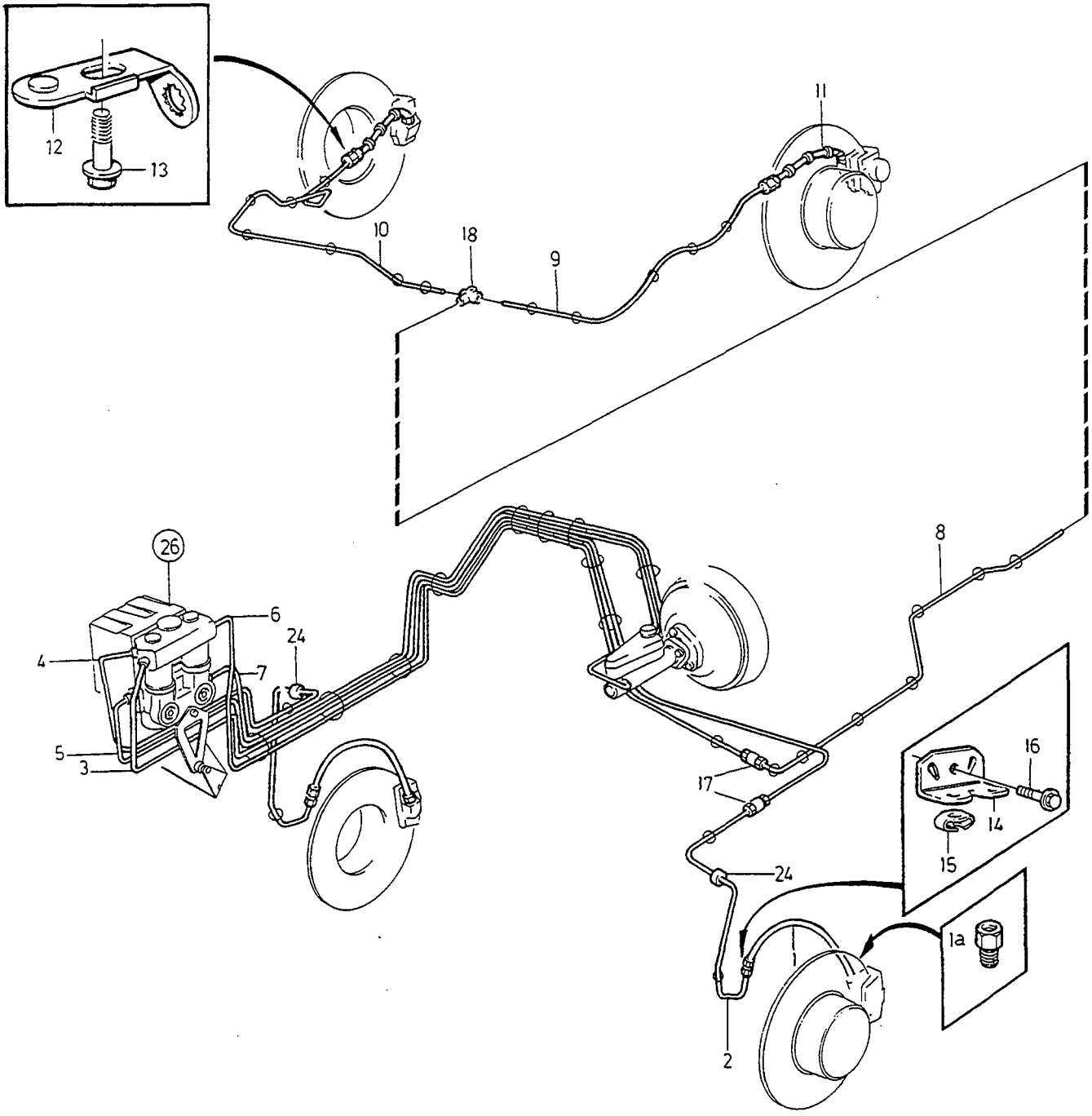

A
B
C
D
E

BRAKE PIPES
WITH FITTINGS

BROMSRÖR
MED MONTERINGSDETALJER

Group
Grupp
52

Page
Sida
763

B280. ABS 1988-

Fig	Part No. Artikel nr	Quantity / Antal A	B	C	D	E	PS	Description	Benämning	Notes Anmärkning	SR
1	1329611-6	2	-	-	-	-		Brake hose	Bromsslang		2
1a	1329693-4	2	-	-	-	-		Nipple	Nippel		2
2	3530004-5	1	-	-	-	-		Brake pipe	Bromsrör		2
☆ 3	3530015-1	1	-	-	-	-		Brake pipe	Bromsrör	(1277124) CH -9545.	2
	3530431-0	1	-	-	-	-		Brake pipe	Bromsrör	CH 9546-.	2
4	3530008-6	1	-	-	-	-		Brake pipe	Bromsrör		2
5	3530009-4	1	-	-	-	-		Brake pipe	Bromsrör		2
6	3530010-2	1	-	-	-	-		Brake pipe	Bromsrör	(3530017) CH -9545.	2
	3530432-8	1	-	-	-	-		Brake pipe	Bromsrör	CH 9546-.	2
7	3530024-3	1	-	-	-	-		Brake pipe	Bromsrör	(3530018)	2
8	3516298-1	1	-	-	-	-		Brake pipe	Bromsrör		2
9	3530008-6	1	-	-	-	-		Brake pipe	Bromsrör		2
10	1277123-4	1	-	-	-	-		Brake pipe	Bromsrör		2
11	1359291-0	2	-	-	-	-		Brake hose	Bromsslang		2
12	3530213-2	1	-	-	-	-		Anchorage, l.h.	Fäste, v		4
	3530214-0	1	-	-	-	-		Anchorage, r.h.	Fäste, h		4
13		2	-	-	-	-		Screw	Skruv	SEE 81•855	
14	1272616-2	2	-	-	-	-		Anchorage	Fäste	CH -8115.	4
	3516662-8	2	-	-	-	-		Anchorage	Fäste	CH 8116-.	4
15	1229350-2	2	-	-	-	-		Hose retainer	Slanghållare		2
16	966378-2	2	-	-	-	-		Screw	Skruv		5
17	1330128-8	2	-	-	-	-		Joint nipple	Skarvnippel	CH -9545.	2
	1330534-7	2	-	-	-	-		Joint nipple	Skarvnippel	CH 9546-.	2
18	1359554-1	1	-	-	-	-		Manifold	Förgrening		2
19	1387625-5	X	-	-	-	-		Clamp	Klamma		2
19a	3516462-3	X	-	-	-	-		Clamp	Klamma	(3516274)	2
20	947686-2	X	-	-	-	-		Clamp	Klamma		2
21	1330586-7	X	-	-	-	-		Clamp	Klamma		2
22	1359903-0	X	-	-	-	-		Clamp	Klamma		2
23	1272401-9	X	-	-	-	-		Clamp	Klamma		2
24	1259854-6	2	-	-	-	-		Grommet	Genomföring		3
25	1273900-9	X	-	-	-	-		Clamp	Klamma		2
26		1	-	-	-	-		Hydraulic unit	Hydraulenhet	SEE 52•765	

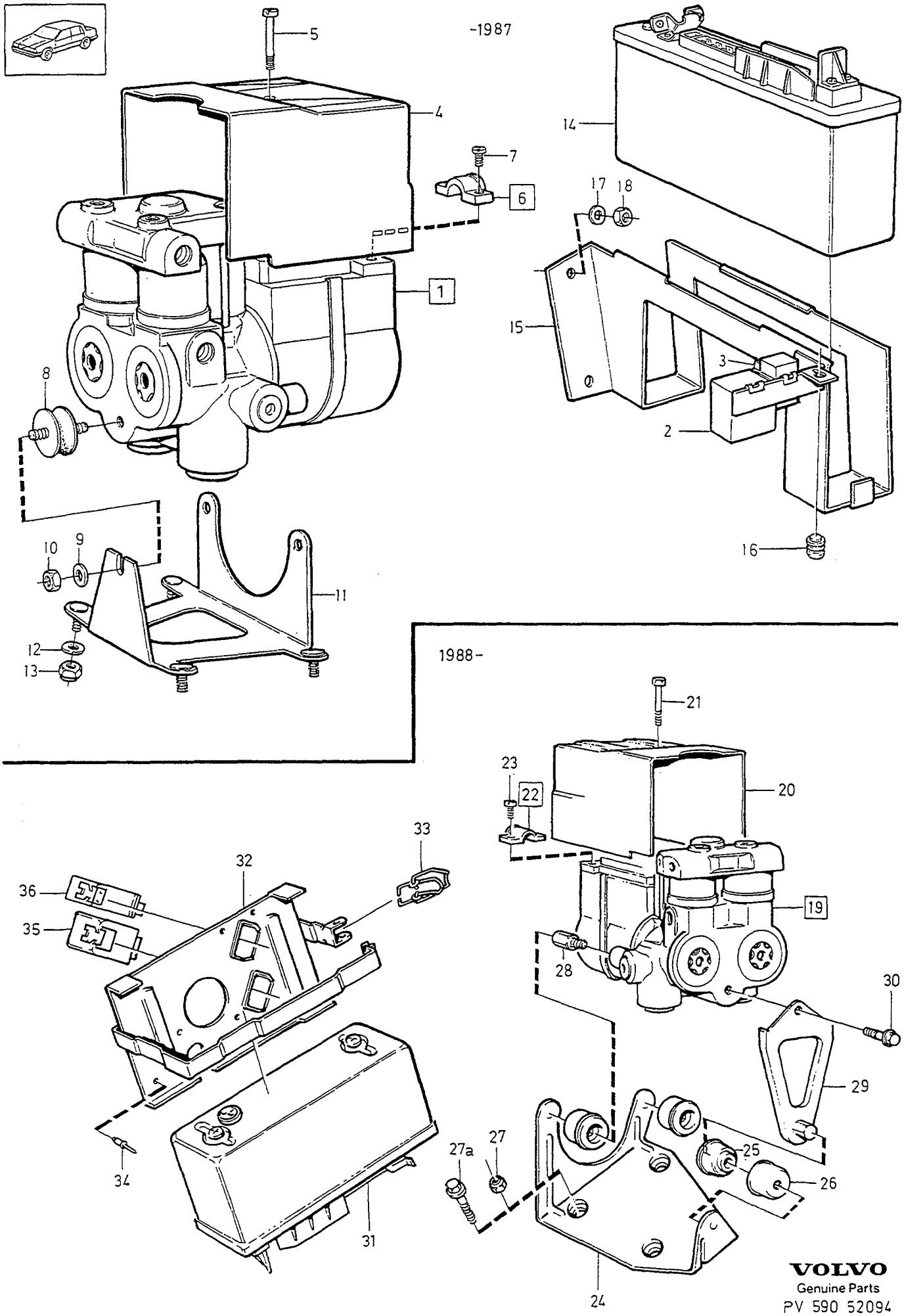

VOLVO
Genuine Parts
PV 590 52094

A	-1987
B	1988-
C	
D	
E	

CONTROL UNIT — STYRENHET

ABS.

Group / Grupp 52

Page / Sida 765

Fig	Part No. Artikel nr	Quantity / Antal A	B	C	D	E	PS	Description	Benämning	Notes Anmärkning	SR
1	*(1329758)*	1	-	-	-	-	SP	Hydraulic unit	Hydraulenhet	REPL 1 PCS 3530316-3, 1 PCS 6819040-4.	4
	3530316-3	1	-	-	-	-		Hydraulic unit	Hydraulenhet		4
2		1	-	-	-	-		•Relay	•Relä	SEE 38•545	
3		1	-	-	-	-		•Relay	•Relä	SEE 38•545	
4	1330994-3	1	-	-	-	-		•Cover	•Kåpa		3
5		1	-	-	-	-	NS	••Screw	••Skruv		
6	1330995-0	1	-	-	-	-		Cap	Överfall		3
7		2	-	-	-	-	NS	•Screw	•Skruv		
8	1329763-5	3	-	-	-	-		Rubber damper	Gummidämpare		3
9	955892-5	3	-	-	-	-		Washer	Bricka		2
10	955781-0	3	-	-	-	-		Nut	Mutter		2
11	1330200-5	1	-	-	-	-		Bracket	Konsol		4
12	960140-2	4	-	-	-	-		Washer	Bricka	(960139)	2
13	946035-3	4	-	-	-	-		Lock nut	Låsmutter		2
14	1362242-8	1	-	-	-	-		Control unit	Styrenhet		3
15	1329762-7	1	-	-	-	-		Bracket	Konsol		4
16	1382135-0	1	-	-	-	-		Buffer	Buffert	(1202237)	3
17		2	-	-	-	-		Washer	Bricka	SEE 86•951	
18		2	-	-	-	-		Nut	Mutter	SEE 86•951	
19	*(1329758)*	-	1	-	-	-	SP	Hydraulic unit	Hydraulenhet	CH -9546. DSL, 4CYL TURBO: REPL 1 PCS 3530316-3, 1 PCS 3530426-0, 1 PCS 3530425-2, 1 PCS 1330534-7. B280: REPL 1 PCS 3530316-3, 1 PCS 3530431-0, 1 PCS 3530432-8, 1 PCS 1330534-7.	4
	3530316-3	-	1	-	-	-		Hydraulic unit	Hydraulenhet	CH 9547-.	4
20	1330994-3	-	1	-	-	-		•Cover	•Kåpa		3
21		-	1	-	-	-		••Screw	••Skruv		
22	1330995-0	-	1	-	-	-		Cap	Överfall		3
23		-	2	-	-	-		•Screw	•Skruv		
24	1387611-5	-	1	-	-	-		Bracket	Konsol	B280	4
	1387612-3	-	1	-	-	-		Bracket	Konsol	TURBO, DSL	4
25	1387505-9	-	3	-	-	-		Rubber damper	Gummidämpare		3
26	1387504-2	-	3	-	-	-		Cup	Kopp		4
27	948645-7	-	3	-	-	-		Flange lock nut	Flänslåsmutter	ALTER 1	2
27a	949887-4	-	3	-	-	-		Screw	Skruv	ALTER 2	2
28	1387693-3	-	2	-	-	-		Pin	Tapp		4
29	1387334-4	-	1	-	-	-		Support	Stödben		4
30	965175-3	-	1	-	-	-		Flange screw	Flänsskruv		2
31	1362242-8	-	1	-	-	-		Control unit	Styrenhet	CH -6788.	3
	3523142-2	-	1	-	-	-		Control unit	Styrenhet	(1398745) CH 6789-.	3
☆ 32	3540101-7	-	1	-	-	-		Bracket	Konsol	(1363701)	4
33	1257376-2	-	1	-	-	-		•Clamp	•Klamma		2
34	941806-2	-	3	-	-	-		Blind rivet	Blindnit		2
35	1363568-5	-	1	-	-	-		Impulse converter	Impulsomvandlare	1)	3
36	1363569-3	-	1	-	-	-		Overvoltage protector	Överspänningsskydd		3

1) CH -6792

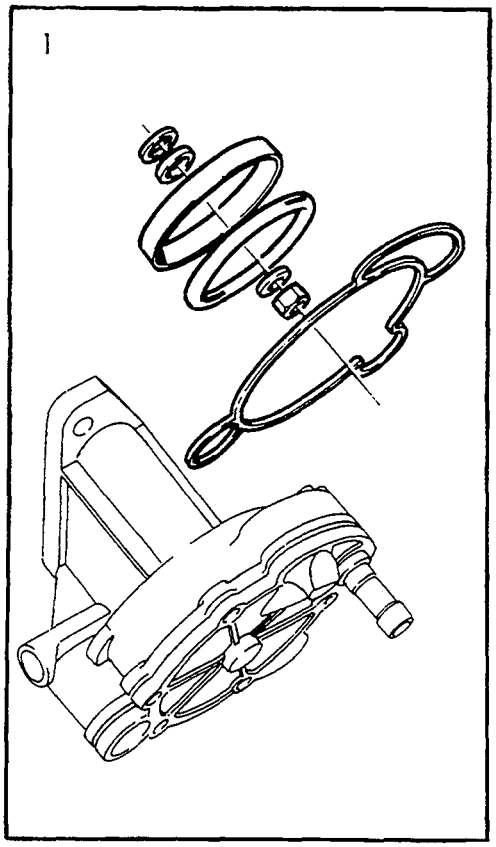

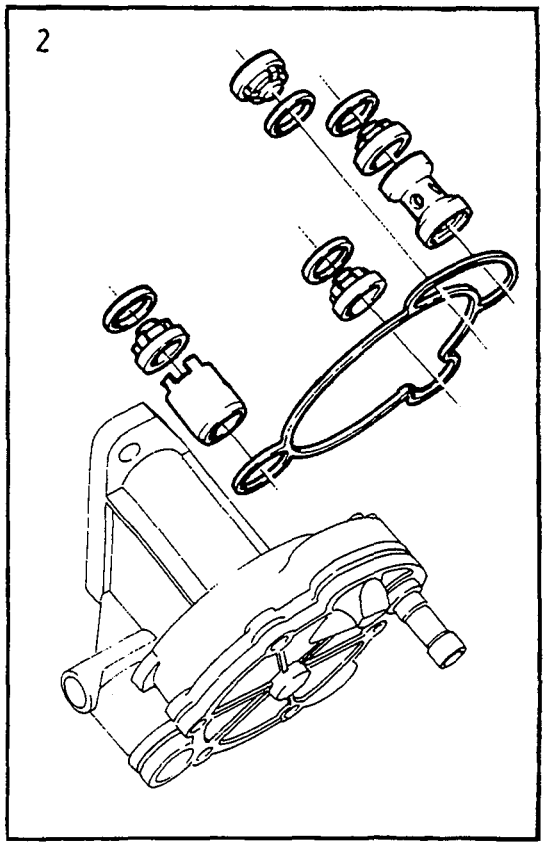

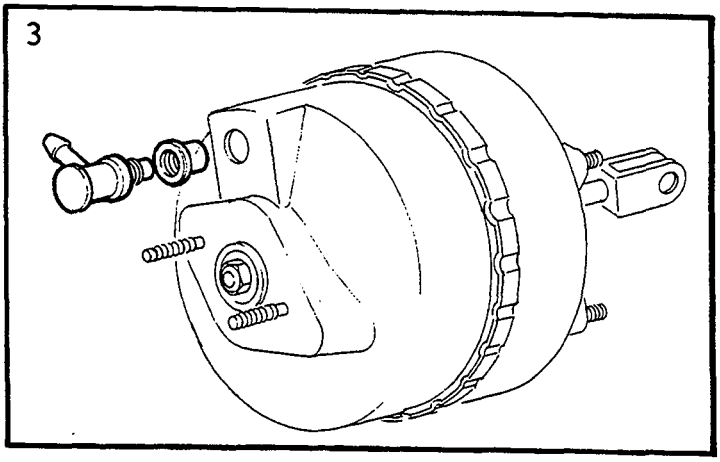

VOLVO
Genuine Parts
PV 520 43876
(111:5)

A
B
C
D
E

REPAIR KITS
VACUUM PUMP
SERVO CYLINDER

REPARATIONSSATS
VAKUUMPUMP
SERVOCYLINDER

Group
Grupp
52

Page
Sida
767

Fig	Part No. Artikel nr	Quantity / Antal					PS	Description	Benämning	Notes Anmärkning	SR
		A	B	C	D	E					
1	272722-0	1	-	-	-	-		Repair kit replacement of seals	Reparationssats byte av tätningselement		3
2	272723-8	1	-	-	-	-		Repair kit replacement of valves	Reparationssats byte av ventiler		3
3	270596-0	1	-	-	-	-		Valve kit	Ventilsats		2

PARKING BRAKE / PARKERINGSBROMS

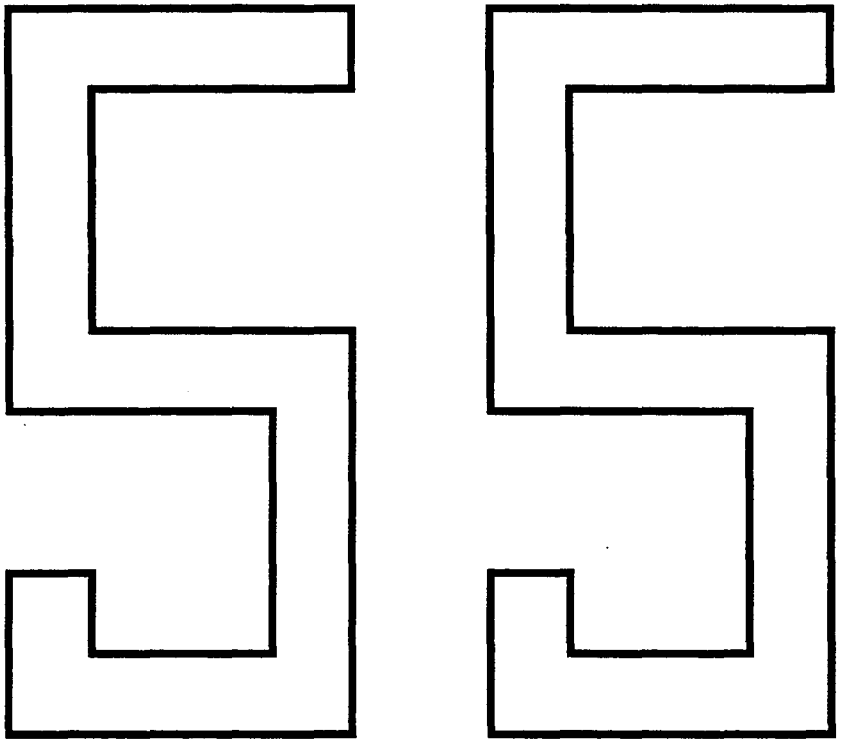

A
B
C
D
E

SUB GROUP
PARKING BRAKE

UNDERGRUPP
PARKERINGSBROMS

Group
Grupp
55

Page
Sida
769

Fig	Part No. Artikel nr	Quantity / Antal A	B	C	D	E	PS	Description	Benämning	Notes Anmärkning	SR
		-	-	-	-	-		Parking brake ..... -1987	Handbroms ..... -1987	SEE 55•771	
		-	-	-	-	-		Parking brake 1988-	Handbroms 1988-	SEE 55•773	

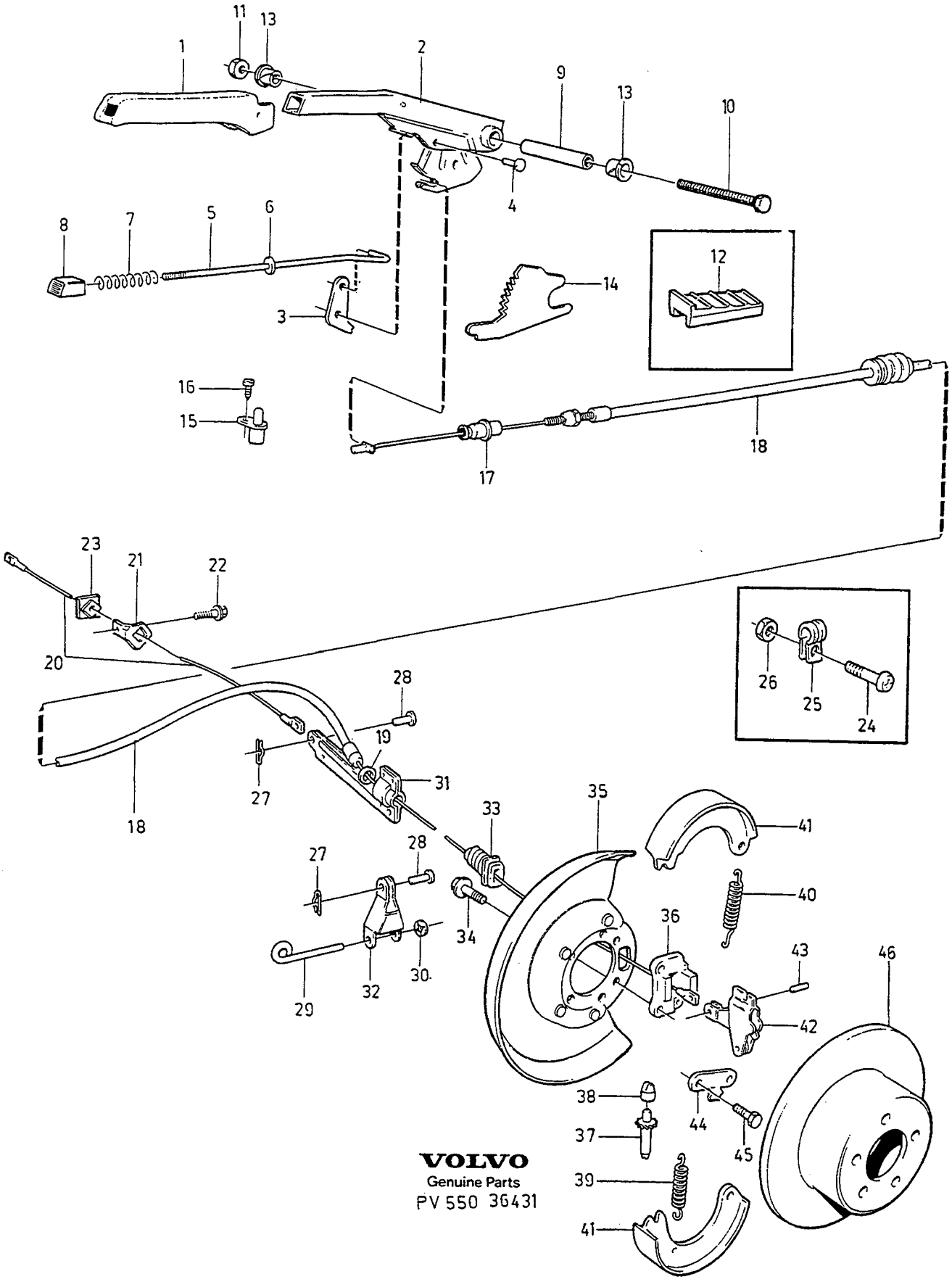
11
13
1
2
9
13
10
4
8
7
5
6
3
12
14
16
15
17
18
23
21
22
20
28
19
27
31
18
26
25
24
35
33
41
27
28
40
36
34
43
46
30
32
29
42
38
44
37
45
39
41
VOLVO
Genuine Parts
PV 550 36431

A
B
C
D
E

PARKING BRAKE HANDBROMS

Group
Grupp
55

Page
Sida
771

-1987

Fig	Part No. Artikel nr	Quantity / Antal					PS	Description	Benämning	Notes Anmärkning	SR
		A	B	C	D	E					
1	1272956-2	1	-	-	-	-		Handle	Handtag		4
2	1272819-2	1	-	-	-	-		Lever	Spak		4
3	1272631-1	1	-	-	-	-		Pawl	Spärrhake		4
4	947693-8	1	-	-	-	-		Semi-tubular rivet	Hålnit		2
5	1272957-0	1	-	-	-	-		Push rod	Tryckstång		3
6	191156-9	1	-	-	-	-		Washer	Bricka		2
7	1359502-0	1	-	-	-	-		Spring	Fjäder		3
8	1273118-8	1	-	-	-	-		Button	Knapp		4
9	1273949-6	1	-	-	-	-		Shaft	Axel		4
10	965183-7	1	-	-	-	-		Flange screw	Flänsskruv		2
11	948645-7	1	-	-	-	-		Flange lock nut	Flänslåsmutter	(948645)	2
12	3516062-1	1	-	-	-	-		Key	Kil		3
13	3516125-6	2	-	-	-	-		Bushing	Bussning	(1229697)	4
14	1272958-8	1	-	-	-	-		Quadrant	Spärrsegment		4
15	1258467-8	1	-	-	-	-		Switch	Strömställare		2
16	969473-8	1	-	-	-	-		Screw	Skruv		2
17	3516478-9	1	-	-	-	-		Adjusting nut	Justermutter	(1330392)	3
18	*(1329833)*	1	-	-	-	-	SP	Handbrake cable	Handbromswire	REPL 1 PCS 1387787-3, 1 PCS 1387788-1, 2 PCS 1387253-6, 1 PCS 3516478-9.	1
19	968161-0	1	-	-	-	-		Washer	Bricka		2
20	1229785-9	1	-	-	-	-		Handbrake cable	Handbromswire		1
☆ 21	3530587-9	1	-	-	-	-		Bracket	Konsol	(1329526)	4
22	944926-5	1	-	-	-	-		Flange screw	Flänsskruv		2
23	1329524-1	2	-	-	-	-		Bushing	Bussning		3
24	955271-2	1	-	-	-	-		Screw	Skruv		2
25	952629-4	1	-	-	-	-		Clamp	Klamma		2
26	946035-3	1	-	-	-	-		Lock nut	Låsmutter		2
27	664822-4	2	-	-	-	-		Lock spring	Låsfjäder		1
28	964830-4	2	-	-	-	-		Clevis pin	Saxpinnebult		2
29	1329584-5	1	-	-	-	-		Pin	Pinne		2
30	944602-2	1	-	-	-	-		Lock washer	Låsbricka		2
31	1229695-0	1	-	-	-	-		Retaining clip	Hållare		3
32	1229696-8	1	-	-	-	-		Brace	Bygel		3
33	1387920-0	2	-	-	-	-		Bellows	Bälg		3
34	949463-4	4	-	-	-	-		Lock screw	Låsskruv		2
35		2	-	-	-	-		Protecting plate	Skyddsplåt	SEE 51•731	
36	1205953-1	2	-	-	-	-		Anchor	Ankare		4
37	677525-8	2	-	-	-	-		Adjusting device	Justeranordning	1)	3
38	677528-2	2	-	-	-	-		Sleeve	Hylsa	1)	3
39	1273836-5	2	-	-	-	-		Return spring	Returfjäder		3
40	1212200-8	2	-	-	-	-		Return spring	Returfjäder		3
41	1330310-2	4	-	-	-	-		Brake shoe asbestos-free linings	Bromsback med asbestfria belägg		3
42	1205849-1	2	-	-	-	-		Expander	Expander		3
43	1206339-2	2	-	-	-	-		Shaft	Axel		4
44	1205887-1	2	-	-	-	-		Retaining spring	Fixeringsfjäder		3
45		-	-	-	-	-		Screw	Skruv	SEE 46•695	
46		-	-	-	-	-		Brake disc	Bromsskiva	SEE 51•731	

1) Spare part version. / Reservdelsutförande.

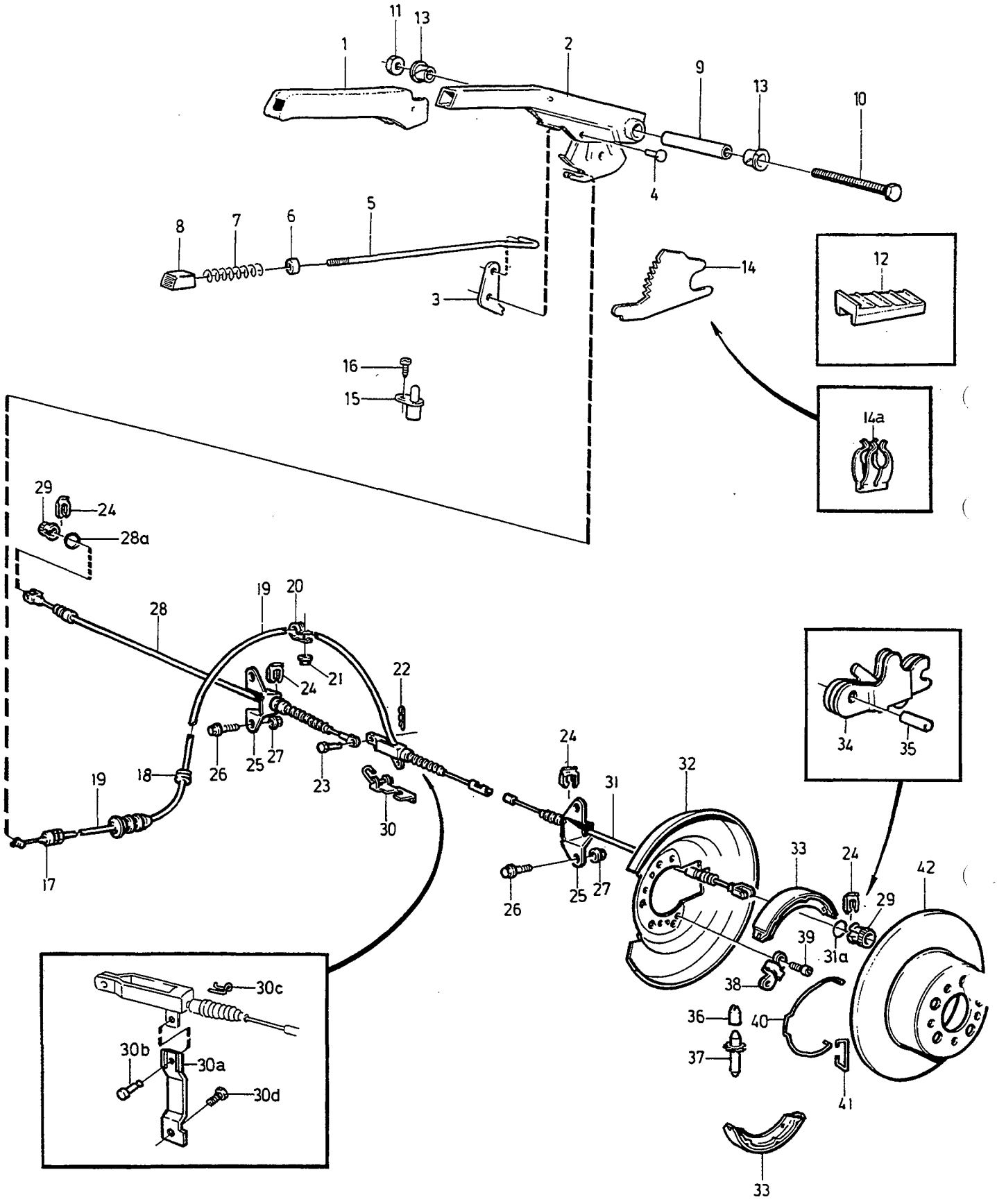

VOLVO
Genuine Parts
PV 550 54246

A
B
C
D
E

PARKING BRAKE — HANDBROMS

Group / Grupp: 55

Page / Sida: 773

1988-

Fig	Part No. / Artikel nr	Quantity / Antal A	B	C	D	E	PS	Description	Benämning	Notes / Anmärkning	SR
1	1272956-2	1	-	-	-	-		Handle	Handtag		4
2	1359646-5	1	-	-	-	-		Lever	Spak		4
3	1272631-1	1	-	-	-	-		Pawl	Spärrhake		4
4	947693-8	1	-	-	-	-		Semi-tubular rivet	Hålnit		2
5	1272957-0	1	-	-	-	-		Push rod	Tryckstång		3
6	955893-3	1	-	-	-	-		Washer	Bricka		2
6a	1387969-7	1	-	-	-	-		Hose	Slang		4
7	1359502-0	1	-	-	-	-		Spring	Fjäder		3
8	1273118-8	1	-	-	-	-		Button	Knapp		4
9	1359498-1	1	-	-	-	-		Shaft	Axel		4
10	965184-5	1	-	-	-	-		Flange screw	Flänsskruv		2
11	948645-7	1	-	-	-	-		Flange lock nut	Flänslåsmutter	(946036)	2
12	3516062-1	1	-	-	-	-		Key	Kil		3
13	3516125-6	2	-	-	-	-		Bushing	Bussning	(1229697)	4
14	1272958-8	1	-	-	-	-		Quadrant	Spärrsegment		4
14a	1387966-3	1	-	-	-	-		Guide	Styrning		4
15	1258467-8	1	-	-	-	-		Switch	Strömställare		2
16	969473-8	1	-	-	-	-		Screw	Skruv	(955137) 'TORX'	2
17	3516478-9	1	-	-	-	-		Adjusting nut	Justermutter	(1330392)	3
☆ 18	6819155-0	1	-	-	-	-		Rubber bellows	Gummibälg	(1229694)	3
19	*(1387937)*	1	-	-	-	-	SP	Handbrake cable, front	Handbromswire, främre	REPL 1 PCS 3530622-4, 1 PCS 3516478-9.	1
☆	6819031-3	1	-	-	-	-		Handbrake cable, front	Handbromswire, främre	(3530622)	1
20	952629-4	1	-	-	-	-		Clamp	Klamma		2
21	949278-6	1	-	-	-	-		Flange lock nut	Flänslåsmutter	(1318400)	2
22	664822-4	1	-	-	-	-		Lock spring	Låsfjäder		1
23	964833-8	1	-	-	-	-		Clevis pin	Saxpinnebult		2
☆ 24	1378247-9	4	-	-	-	-		End pipe	Slutrör	(3516451)	3
25	1387713-9	2	-	-	-	-		Bracket	Konsol		4
26	946440-5	4	-	-	-	-		Flange screw	Flänsskruv		2
27	948645-7	4	-	-	-	-		Flange lock nut	Flänslåsmutter		2
☆ 28	6819032-1	1	-	-	-	-		Handbrake cable, l.h.	Handbromswire, v	(1387256)	1
28a	968712-0	1	-	-	-	-		•O-ring	•O-ring		2
29	3516653-7	2	-	-	-	-		Retainer	Hållare		4
30	1387806-1	1	-	-	-	-		Brace	Bygel	-1990.	3
30a	3530614-1	1	-	-	-	-		Bracket	Konsol	1991-.	4
30b	964830-4	1	-	-	-	-		Clevis pin	Saxpinnebult	1991-.	2
30c	664822-4	1	-	-	-	-		Lock spring	Låsfjäder	1991-.	1
30d	976424-2	1	-	-	-	-		Flange screw	Flänsskruv	1991-.	2
☆ 31	6819032-1	1	-	-	-	-		Handbrake cable, l.h.	Handbromswire, v	(1387256)	1
31a	968712-0	1	-	-	-	-		•O-ring	•O-ring		2
32		2	-	-	-	-		Protecting plate	Skyddsplåt	SEE 51•733	
33	1387798-0	4	-	-	-	-		Brake shoe	Bromsback		3
34	1387253-6	2	-	-	-	-		Expander	Expander		3
35	1206339-2	2	-	-	-	-		Shaft	Axel		4
36	677528-2	2	-	-	-	-		Sleeve	Hylsa	1)	3
37	677525-8	2	-	-	-	-		Adjusting device	Justeranordning	1)	3
38	1387251-0	2	-	-	-	-		Retaining spring	Fixeringsfjäder		3
39		3	-	-	-	-		Screw	Skruv	SEE 51•733	
40	1387730-3	2	-	-	-	-		Return spring	Returfjäder		3
41	1387731-1	2	-	-	-	-		Catch	Hake		3
42		2	-	-	-	-		Brake disc	Bromsskiva	SEE 51•733	

1) Spare part version. / Reservdelsutförande.

WHEEL SUSPENSION AND STEERING / HJULUPPHÄNGNING, STYRNING

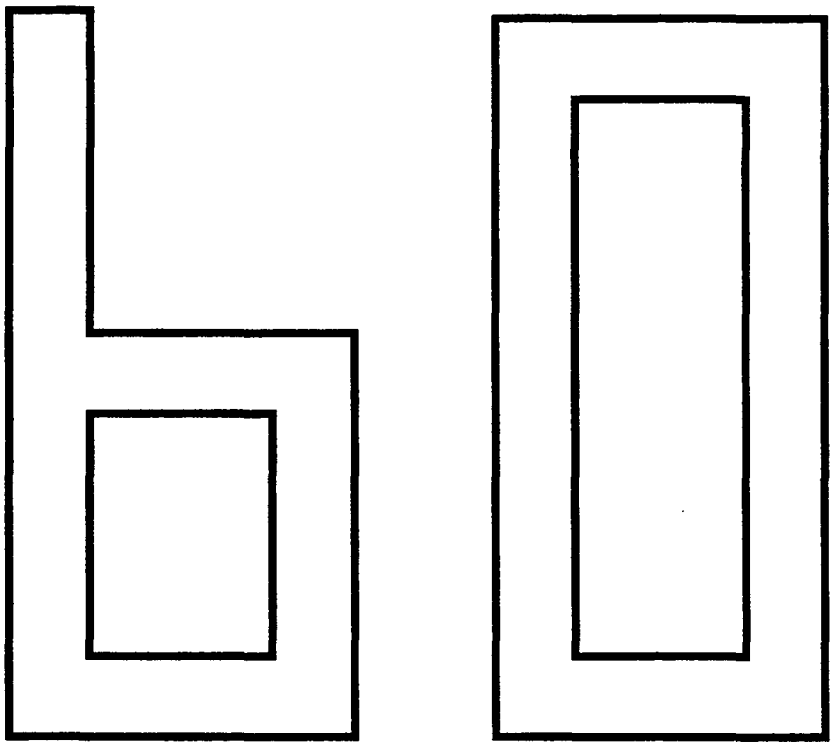

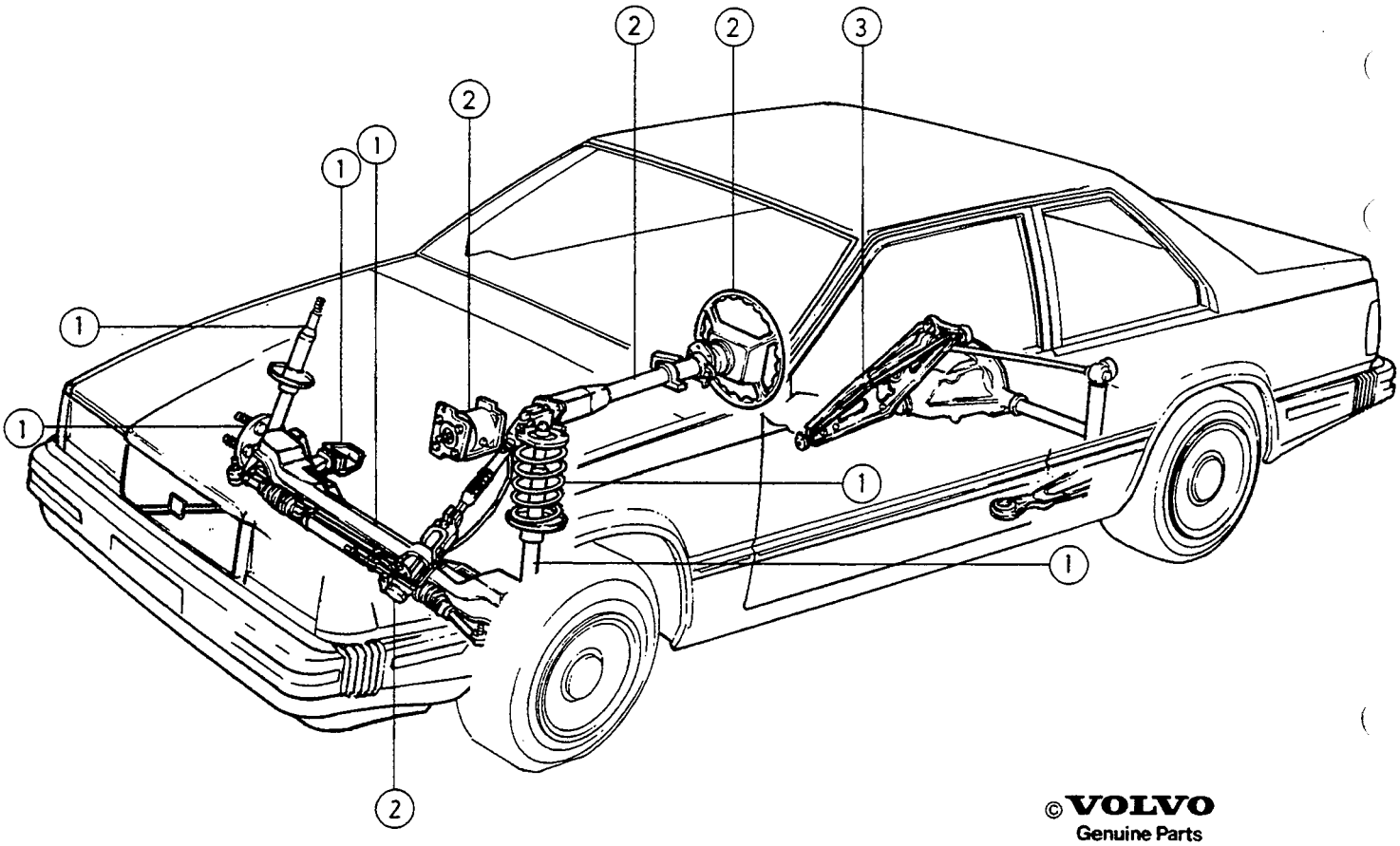

©VOLVO
Genuine Parts
PV600 43700

GROUP INDEX
WHEEL SUSPENSION AND STEERING

GRUPP INDEX
HJULUPPHÄNGNING, STYRNING

Group
Grupp
60

Page
Sida
777

Fig	Description	Benämning	Notes Anmärkning
	SUB GROUP 61	**UNDERGRUPP 61**	
1	Front suspension	Framhjulsupphängning	SEE 61-779
	SUB GROUP 64	**UNDERGRUPP 64**	
2	Steering	Styrning	SEE 64-789
	SUB GROUP 65	**UNDERGRUPP 65**	
3	Rear suspension	Bakhjulsupphängning	SEE 65-815

FRONT SUSPENSION / FRAMHJULSUPPHÄNGNING

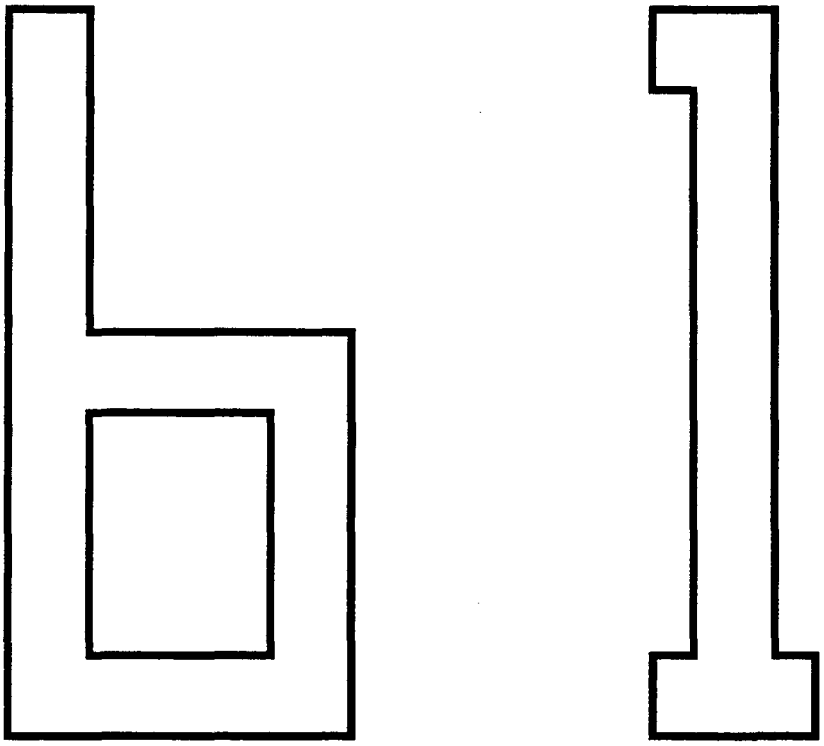

A		SUB GROUP FRONT SUSPENSION	UNDERGRUPP FRAMHJULSUPPHÄNGNING	Group Grupp 61
B				
C				Page Sida 779
D				
E				

Fig	Part No. Artikel nr	Quantity / Antal A	B	C	D	E	P S	Description	Benämning	Notes Anmärkning	S R
		-	-	-	-	-		Front axle spring support	Framaxel fjäderben	SEE 61 • 781	
		-	-	-	-	-		Repair kits ..... Ball joint Front wheel bearing	Reparationssats ..... Kulled Framhjulslager	SEE 61 • 787	

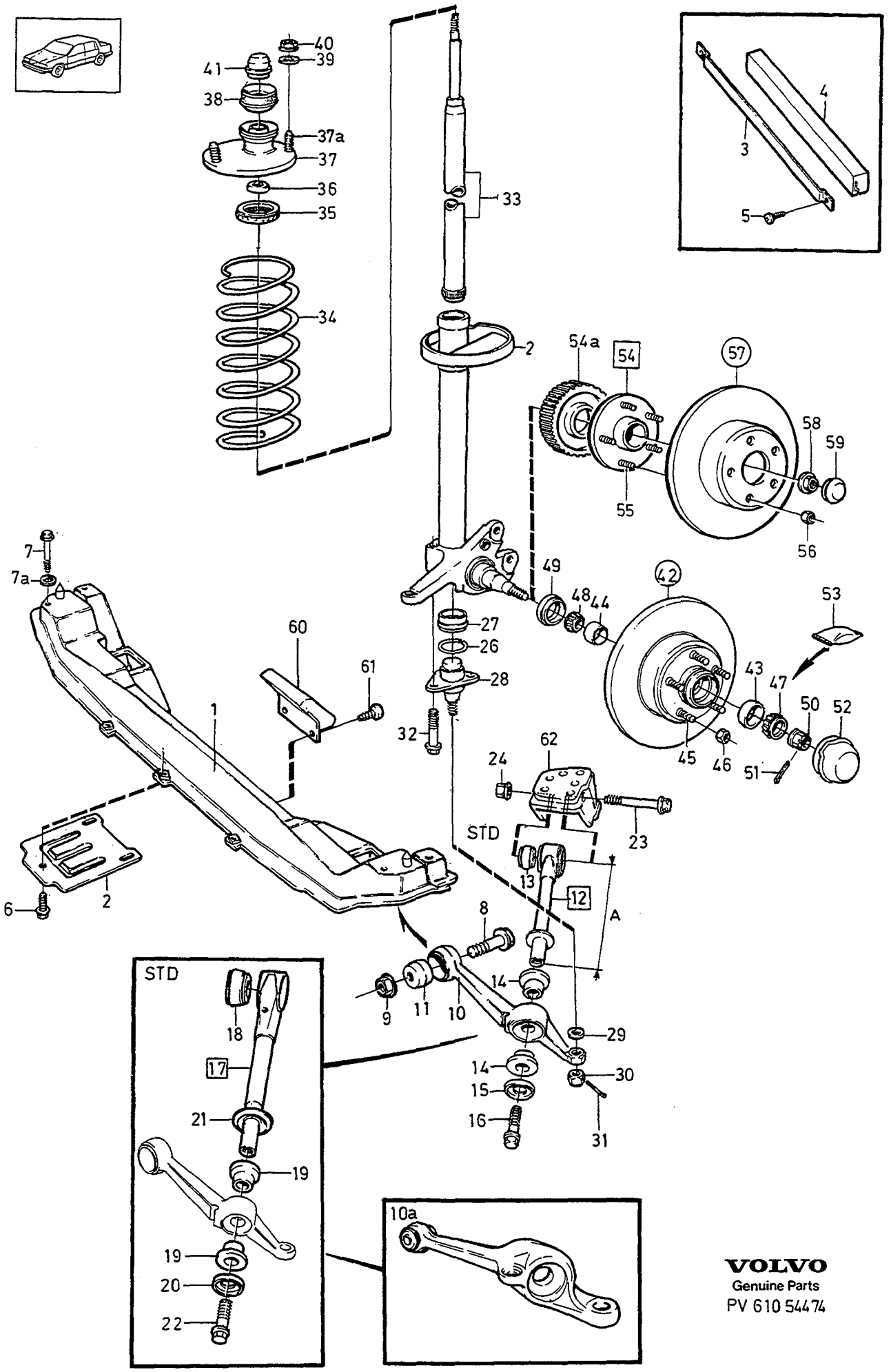

VOLVO
Genuine Parts
PV 610 54474

A
B
C
D
E

FRONT AXLE SPRING SUPPORT FRAMAXEL FJÄDERBEN

Group Grupp 61

Page Sida 781

Fig	Part No. Artikel nr	Quantity / Antal A	B	C	D	E	PS	Description	Benämning	Notes Anmärkning	SR
1	1378781-7	1	-	-	-	-		Front member top section	Frambalk överdel	(1330805) -1987. B200ET, B280	4
	1378782-5	1	-	-	-	-		Front member top section	Frambalk överdel	(1330806) -1987. D24TIC	4
	1378781-7	1	-	-	-	-		Front member top section	Frambalk överdel	1988-; B200ET, B204GT, D24TIC.	4
	1378580-3	1	-	-	-	-		Front member top section	Frambalk överdel	1988-. B280	4
2	1330562-8	1	-	-	-	-		Front member bottom section	Frambalk underdel		4
3	1329711-4	1	-	-	-	-		Retaining clip	Hållare	-1987. DSL	3
4	1329712-2	1	-	-	-	-		Buffer	Buffert	-1987. DSL	3
5	969473-8	2	-	-	-	-		Screw	Skruv	(955137) 'TORX'	2
6	966378-2	3	-	-	-	-		Screw	Skruv		5
7	975567-9	4	-	-	-	-		Screw	Skruv	(1357859) -1990.	2
	975567-9	4	-	-	-	-		Screw	Skruv	1991-.	2
7a	967957-2	3	-	-	-	-		Washer	Bricka	-1990. MAN.TRANS	2
	967957-2	4	-	-	-	-		Washer	Bricka	-1990. MAN.TRANS	2
8	946473-6	2	-	-	-	-		Flange screw	Flänsskruv		2
9	971099-7	2	-	-	-	-		Flange lock nut	Flänslåsmutter	(949280)	2
10	1387682-6	1	-	-	-	-		Link arm, l.h. steel	Länkarm, v stål	(3530557), -1990. DSL, B204GT	2
	1387682-6	1	-	-	-	-		Link arm, l.h. steel	Länkarm, v stål	1991-.	2
	1387683-4	1	-	-	-	-		Link arm, r.h. steel	Länkarm, h stål	(3530558) 1986. DSL, B204GT.	2
10a	1330937-2	1	-	-	-	-		Control arm, l.h. aluminium alloy	Länkarm, v aluminium	1987-. B200ET,B280,DSL.	3
	1330938-0	1	-	-	-	-		Control arm, r.h. aluminium alloy	Länkarm, h aluminium	1987-. B200ET,B280,DSL.	3
11	1273235-0	1	-	-	-	-		•Bushing	•Bussning	(3530388)	2
12	*(1329668)*	2	-	-	-	-	SP	Control arm stay	Länkarmstag	STD A=385,0 mm ALTER DSL 1986. REPL 1 PCS 1359899-0, 1 PCS 1359599-6, 1 PCS 1359606-9	2
13	1329655-3	1	-	-	-	-		•Bushing	•Bussning		2
14	*(1229297)*	4	-	-	-	-	SP	Bushing	Bussning	REPL 2PCS 1359599-6, 1PCS 1359606-9, 1PCS 1359607-7.	2
15	*(1229299)*	2	-	-	-	-	SP	Washer	Bricka	REPL 2PCS 1359599-6, 1PCS 1359606-9, 1PCS 1359607-7.	2
16	1329612-4	2	-	-	-	-		Screw	Skruv		2
☆ 17	3530789-1	2	-	-	-	-		Control arm stay	Länkarmstag	(1359899) STD A=390,5 mm ALTER DSL 1986.	2
☆	3530789-1	1	-	-	-	-		Control arm stay	Länkarmstag	(1359899) 1987-. 4CYL, 6CYL, DSL.	2
☆	3530790-9	2	-	-	-	-		Control arm stay	Länkarmstag	1) (1387066) A=385 mm	2
☆	3530791-7	2	-	-	-	-		Control arm stay	Länkarmstag	1) (1387067) A=396 mm	2
18	1329655-3	1	-	-	-	-		•Bushing	•Bussning		2
19	1359599-6	4	-	-	-	-		Bushing	Bussning		2
20	1359606-9	2	-	-	-	-		Washer	Bricka		2
21	1359607-7	2	-	-	-	-		Washer	Bricka	2)	2
22	1329612-4	2	-	-	-	-		Screw	Skruv		2
23	966366-7	2	-	-	-	-		Flange screw	Flänsskruv	M14X90	2
24	971100-3	2	-	-	-	-		Flange lock nut	Flänslåsmutter	M14	2
25	1330826-7	1	-	-	-	-		Spring strut, l.h.	Fjäderben, v	-1987	3
	1359841-2	1	-	-	-	-		Spring strut, l.h.	Fjäderben, v	1988-	3

1) Not standard equipment,service alternative. / Ej standardutrustning,service alternativ.
2) For control arm rod 1329668. / För länkarmstag 1329668

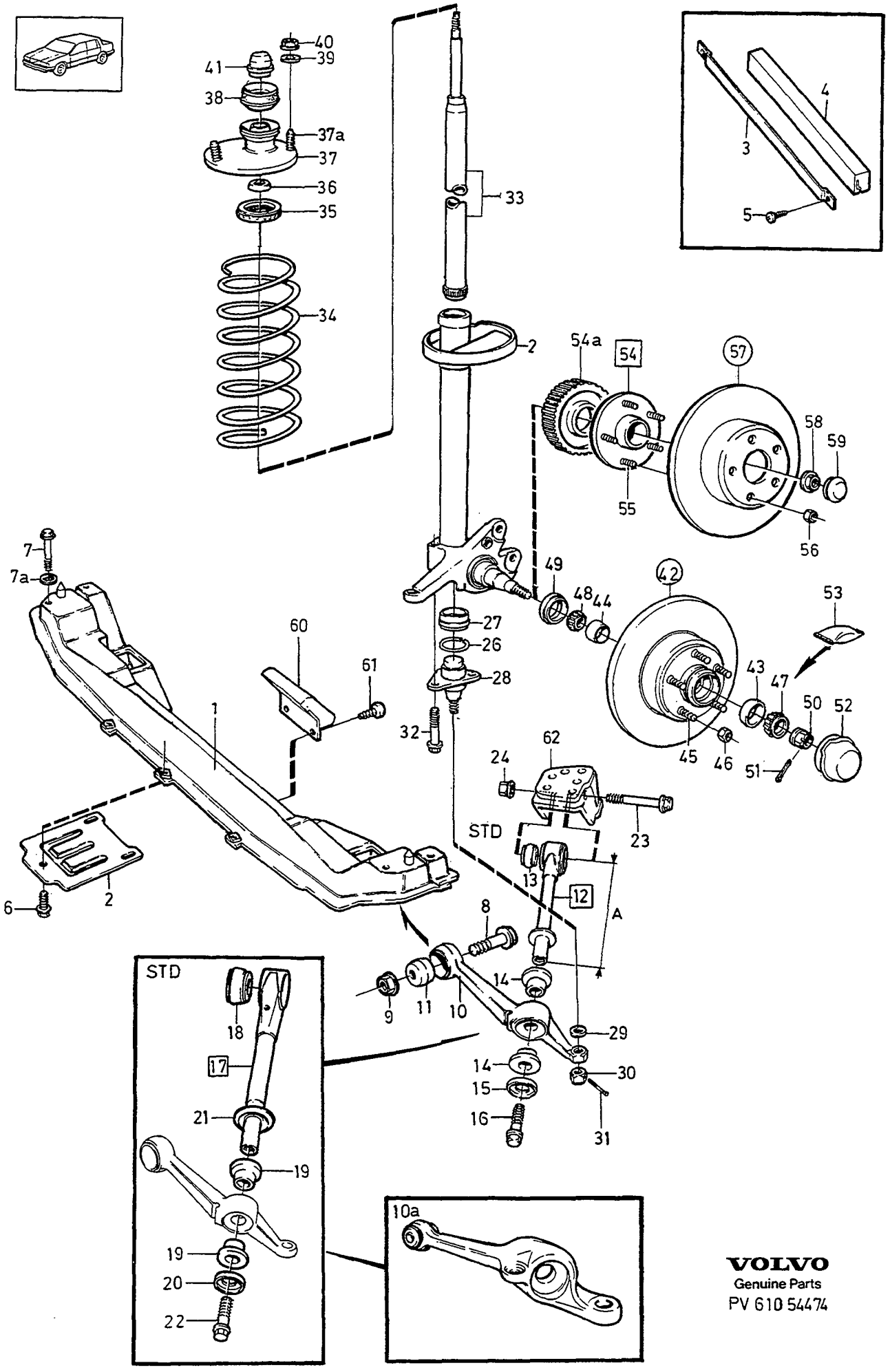

VOLVO
Genuine Parts
PV 610 54474

A
B
C
D
E

FRONT AXLE SPRING SUPPORT — FRAMAXEL FJÄDERBEN

Group / Grupp 61

Page / Sida 783

Fig	Part No. / Artikel nr	Quantity / Antal A	B	C	D	E	PS	Description	Benämning	Notes / Anmärkning	SR
	1330827-5	1	-	-	-	-		Spring strut, r.h.	Fjäderben, h	-1987	3
	1359842-0	1	-	-	-	-		Spring strut, r.h.	Fjäderben, h	1988-	3
26	949147-3	2	-	-	-	-		Retaining ring	Spårring		2
27		2	-	-	-	-		Seat	Säte	SEE 72•829	
28		2	-	-	-	-	KN	Ball joint	Kulled	(1229573)	
29	955899-0	2	-	-	-	-	IK	Washer	Bricka		2
30	971099-7	2	-	-	-	-	IK	Flange lock nut	Flänslåsmutter	(949280)	2
31	907845-2	2	-	-	-	-		Split pin	Saxpinne		2
32	949793-4	2	-	-	-	-		Screw	Skruv		2
33		-	-	-	-	-		Shock absorber	Stötdämpare	SEE 72•829	
34		-	-	-	-	-		Spring	Fjäder	SEE 72•829	
35	3530341-1	2	-	-	-	-		Bearing	Lager	(1273747)	2
36	1273746-6	2	-	-	-	-		Washer lower	Bricka undre		2
37	1387188-4	2	-	-	-	-		Support plate	Lagring	(1273741)	3
37a	1273979-3	2	-	-	-	-		•Press screw	•Presskruv		2
38	1273745-8	2	-	-	-	-		Washer upper	Bricka övre		2
39	960143-6	4	-	-	-	-		Washer	Bricka	ALTER	2
40	971098-9	4	-	-	-	-		Flange lock nut	Flänslåsmutter		2
41	1205982-0	2	-	-	-	-		Protecting cap	Skyddskapsel		2
42		-	-	-	-	-		Brake disc	Bromsskiva	-1987 SEE 51•721	
43	184070-1	2	-	-	-	-	IK	•Cup	•Ytterring	-1987 REPL 1 PCS 1387691-7, 1 PCS 1387690-9.	2
44	183577-6	2	-	-	-	-	IK	•Cup	•Ytterring	-1987	2
45	1273318-4	10	-	-	-	-		•Wheel stud, front	•Hjulbult, främre	-1987	2
		-	-	-	-	-		Wheel stud, rear	Hjulbult, bakre	-1987	
46		-	-	-	-	-		Nut	Mutter	SEE 46•695 -1987	
47	184071-9	2	-	-	-	-	IK	Cone	Innerring	SEE 77•841 -1987 REPL 1 PCS 1387691-7, 1 PCS 1387690-9.	2
48	183576-8	2	-	-	-	-	IK	Cone	Innerring	-1987	2
49	1329820-3	2	-	-	-	-	IK	Sealing ring	Tätningsring	-1987	2
50	1272918-2	2	-	-	-	-		Nut	Mutter	-1987	2
51	907862-7	2	-	-	-	-	IK	Split pin	Saxpinne	-1987	2
52	1359149-0	2	-	-	-	-	IK	Grease cup	Fettkapsel	-1987	3
53	1161251-2	2	-	-	-	-	IK	Grease	Fett	(8708095) -1987	3
54		2	-	-	-	-	KN	Hub	Nav		
54a		1	-	-	-	-		•Sensor wheel	•Tandhjul	SEE 51•721	
55	1359905-5	5	-	-	-	-		Wheel stud	Hjulbult		2
56		-	-	-	-	-		Wheel nut	Hjulmutter	1988- SEE 77•841	
57		-	-	-	-	-		Brake disc	Bromsskiva	1988- SEE 51•727	
58	1387624-8	2	-	-	-	-	IK	Flange nut	Flänsmutter	1988-	2
59	1359819-8	2	-	-	-	-	IK	Grease cup	Fettkapsel	1988-	3
60	1330102-3	1	-	-	-	-		Buffer	Buffert	B200ET, B204GT	3
	1328894-9	1	-	-	-	-		Buffer	Buffert	1988-. D24TIC	3
61	969473-8	2	-	-	-	-		Screw	Skruv	(955138) 'TORX'	2
62		2	-	-	-	-		Anchorage	Fäste	SEE 81•861	
	270477-3	2	-	-	-	-		Ball joint kit	Kulledsats	SEE 61•787	2
☆	271392-3	2	-	-	-	-		Front wheel bearing kit	Framhjulslagersats	(270160) -1987	

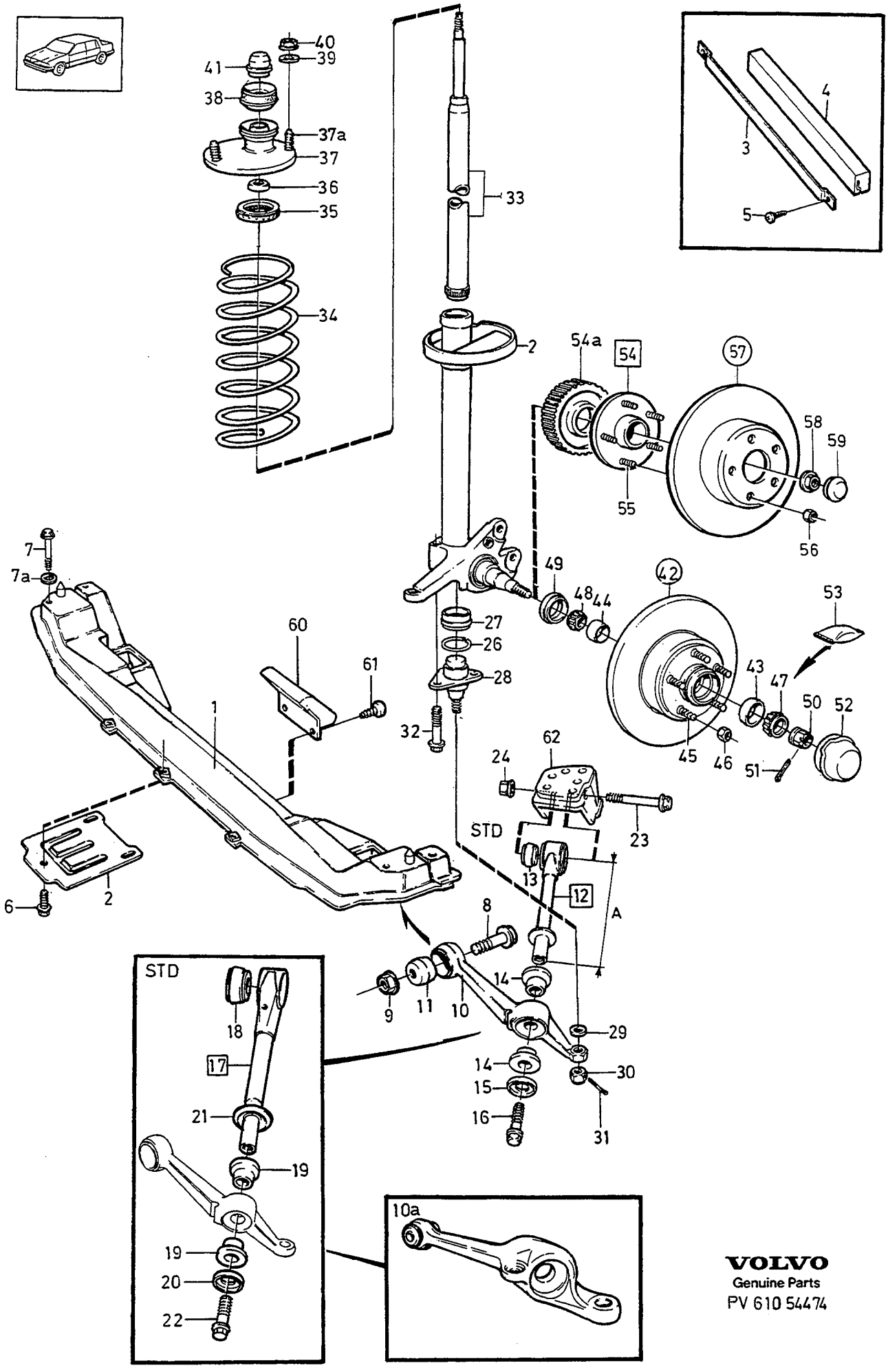
40
39
41
38
37a
37
36
35
34
33
2
4
3
5
54a
54
57
58
59
55
56
7
7a
60
61
1
49
48
44
42
53
27
26
28
43
47
50
52
32
45
46
51
62
24
23
STD
13
12
A
6
2
8
9
11
10
14
29
14
30
15
16
31
STD
18
17
21
19
19
20
22
10a
VOLVO
Genuine Parts
PV 610 54474

A
B
C
D
E

FRONT AXLE SPRING SUPPORT FRAMAXEL FJÄDERBEN

Group Grupp 61

Page Sida 785

Fig	Part No. Artikel nr	Quantity / Antal A	B	C	D	E	PS	Description	Benämning	Notes Anmärkning	SR
										SEE 61•787	3
☆	271645-4	1	-	-	-	-		Hub kit	Navsats	1988	
										SEE 61•787	3
☆	271644-7	1	-	-	-	-		Hub kit	Navsats	1989-	
										SEE 61•787	3

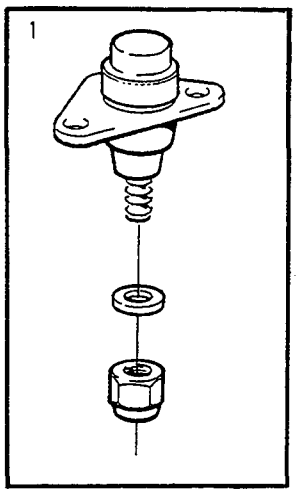
1

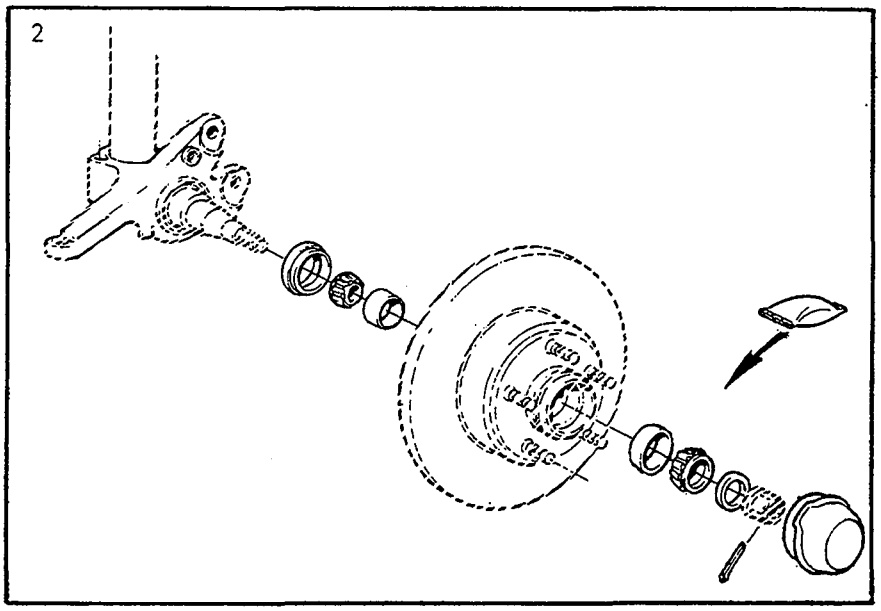
2

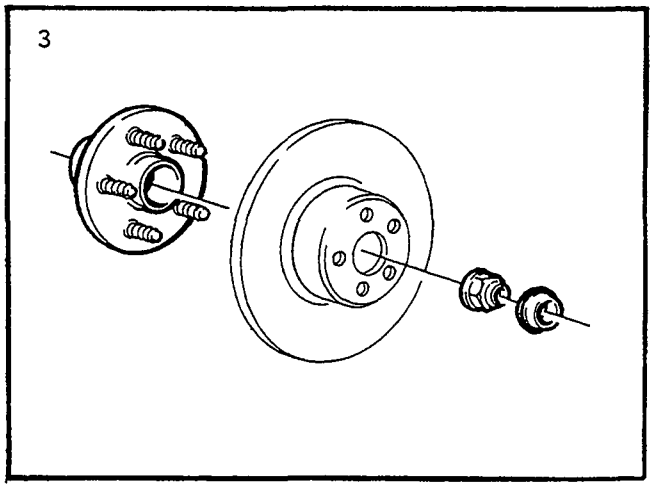
3

A
B
C
D
E

REPAIR KITS — REPARATIONSSATS
BALL JOINT — KULLED
FRONT WHEEL BEARING — FRAMHJULSLAGER

Group / Grupp 61
Page / Sida 787

	Fig	Part No. / Artikel nr	Quantity / Antal A	B	C	D	E	PS	Description	Benämning	Notes / Anmärkning	SR
	1	270477-3	1	-	-	-	-		Ball joint kit	Kulledsats		2
☆	2	271392-3	1	-	-	-	-		Front wheel bearing kit	Framhjulslagersats	(270160) -1987	3
☆	3	271645-4	1	-	-	-	-		Hub kit	Navsats	1988	3
☆		271644-7	1	-	-	-	-		Hub kit	Navsats	1989-	3

STEERING / STYRNING

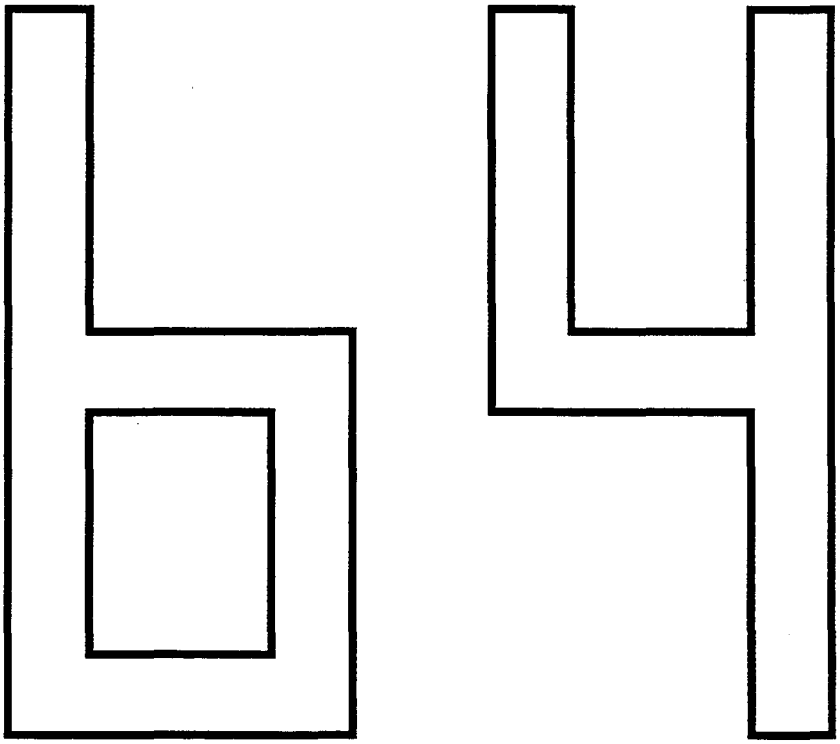

A
B
C
D
E

SUB GROUP
STEERING

UNDERGRUPP
STYRNING

Group
Grupp
64

Page
Sida
789

Fig	Part No. Artikel nr	Quantity / Antal A	B	C	D	E	P S	Description	Benämning	Notes Anmärkning	S R
		-	-	-	-	-		Steering steering gear Steering shaft	Styrning styrväxel rattaxel	SEE 64 • 791	
		-	-	-	-	-		• Pump power steering B200ET	• Pump servostyrning B200ET	SEE 64 • 793	
		-	-	-	-	-		• Pump power steering B204GT	• Pump servostyrning B204GT	SEE 64 • 795	
		-	-	-	-	-		• Pump power steering ..... B280E, F	• Pump servostyrning ..... B280E, F	SEE 64 • 797	
		-	-	-	-	-		• Pump power steering ..... DSL	• Pump servostyrning ..... DSL	SEE 64 • 799	
		-	-	-	-	-		• Steering wheel	• Ratt	SEE 64 • 805	

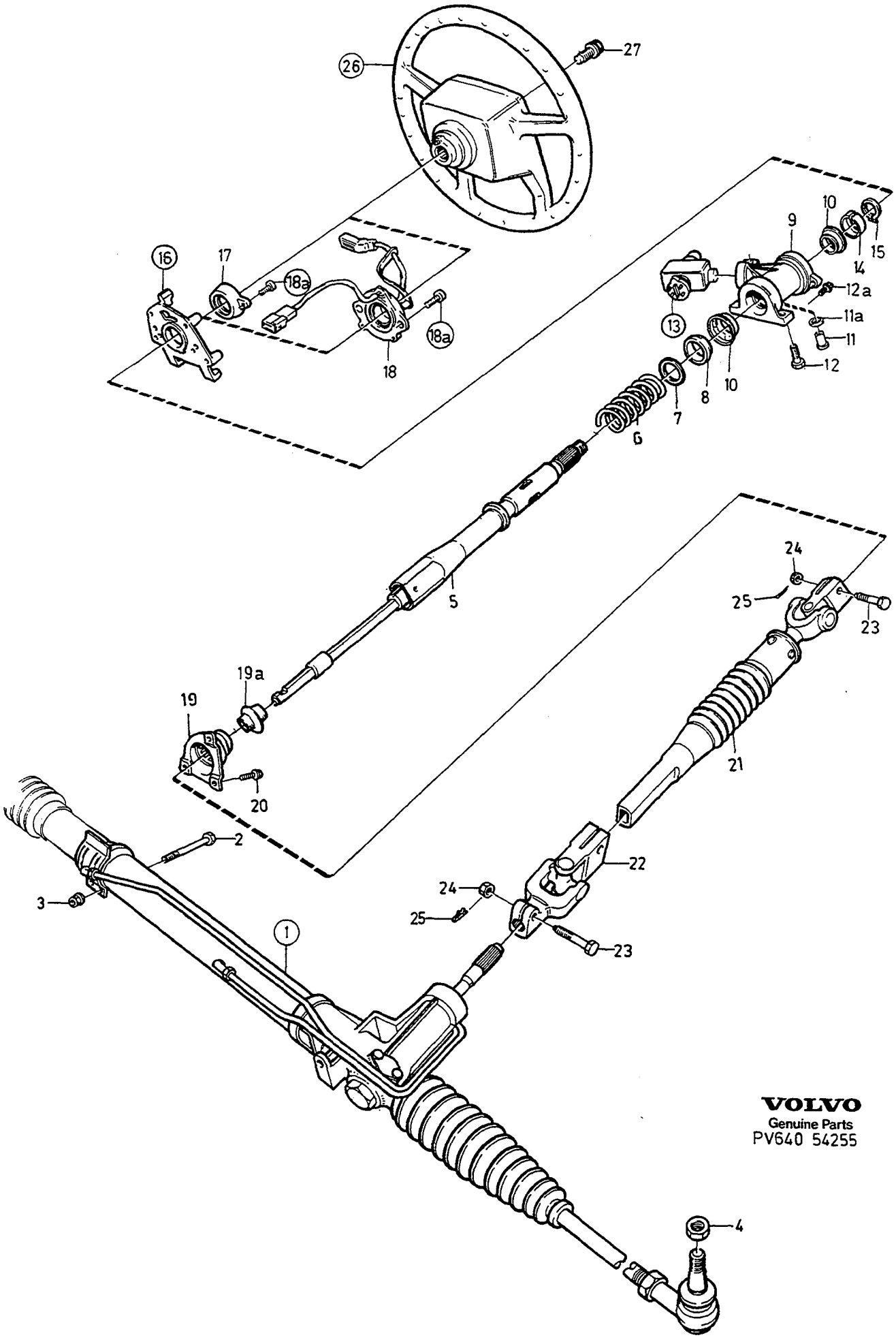
26
27
16
17
18a
18a
18
10
9
15
14
12a
11a
11
12
13
10
8
7
6
5
24
25
23
19a
19
20
21
2
3
22
24
25
23
1
4
VOLVO
Genuine Parts
PV640 54255

A
B
C
D
E

STEERING STEERING GEAR STEERING SHAFT — STYRNING STYRVÄXEL RATTAXEL

Group / Grupp 64

Page / Sida 791

Fig	Part No. Artikel nr	Quantity / Antal A	B	C	D	E	PS	Description	Benämning	Notes Anmärkning	SR
1	*(1359340)*	1	-	-	-	-	SP	Steering gear	Styrväxel	1) REPL 1 PCS 1387500-0.	5
	5003604-5	1	-	-	-	-	EU	Steering gear, exch	Styrväxel, bytes		4
	1387500-0	1	-	-	-	-		Steering gear	Styrväxel	2)	5
	5003682-1	1	-	-	-	-	EU	Steering gear, exch	Styrväxel, bytes		5
		-	-	-	-	-		•SEE 64•803	•SEE 64•803		
2	968682-5	2	-	-	-	-		Flange screw	Flänsskruv		2
3	971098-9	2	-	-	-	-		Flange lock nut	Flänslåsmutter		2
4	946109-6	2	-	-	-	-		Lock nut	Låsmutter	ALTER 1.	2
	971099-7	2	-	-	-	-		Flange lock nut	Flänslåsmutter	ALTER 2.	2
5	1359225-8	1	-	-	-	-		Steering shaft upper	Rattaxel övre	(1329919)	4
6	1229939-2	1	-	-	-	-		Spring	Fjäder		3
7	1273005-7	1	-	-	-	-		Spring support	Fjäderstöd		4
8	1330404-3	1	-	-	-	-		Spacer ring	Distansring	REPL 1 PCS 3530164-7, 1 PCS 1272365-6.	3
9	3530733-9	1	-	-	-	-		Bearing housing	Lagerhus	(1359835)	4
10	1229934-3	2	-	-	-	-		•Bearing	•Lager		4
11	3530698-4	1	-	-	-	-		Sleeve	Hylsa	(1359389)	3
11a	955899-0	1	-	-	-	-		Washer	Bricka	ALTER	2
12	3530090-4	2	-	-	-	-		Screw	Skruv		3
12a	946544-4	1	-	-	-	-		Flange screw	Flänsskruv	1991-.	2
13		-	-	-	-	-		Column lock	Rattlås	SEE 36•459	
14	*(1359228)*	1	-	-	-	-	SP	Spacer ring	Distansring	REPL 1 PCS 3530164-7, 1 PCS 1272365-6.	3
15	945495-0	1	-	-	-	-		Retaining ring	Spårring		2
16		-	-	-	-	-		Anchorage	Fäste	SEE 36•459	
☆ 17	3530677-8	1	-	-	-	-		Slip ring	Släpring	(1273636) W/O AIR BAG	3
18	3516420-1	1	-	-	-	-		Contact unit	Kontaktenhet	AIR BAG	3
18a		2	-	-	-	-		Screw	Skruv	SEE 36•459	
19	1330496-9	1	-	-	-	-		Bearing housing	Lagerhus		4
19a	3530349-4	1	-	-	-	-		Seal	Tätning		3
20	969473-8	3	-	-	-	-		Screw	Skruv		2
21	1359711-7	1	-	-	-	-		Steering shaft lower	Rattaxel undre	(1229881) REPL 1 PCS 3516087-8, 1 PCS 3530345-2, 1 PCS 3516086-0, 3 PCS 1272992-7, 3 PCS 948645-7.	4
22	1359712-5	1	-	-	-	-		Universal joint	Universalknut	(1272331)	4
23	1272992-7	3	-	-	-	-		Screw	Skruv		3
24	948645-7	3	-	-	-	-		Flange lock nut	Flänslåsmutter		2
25	664822-4	2	-	-	-	-		Lock spring	Låsfjäder		1
26		1	-	-	-	-		Steering wheel	Ratt	SEE 64•805	
27	1272364-9	1	-	-	-	-		Screw	Skruv		3

1) CH -6499.
2) CH 6793-

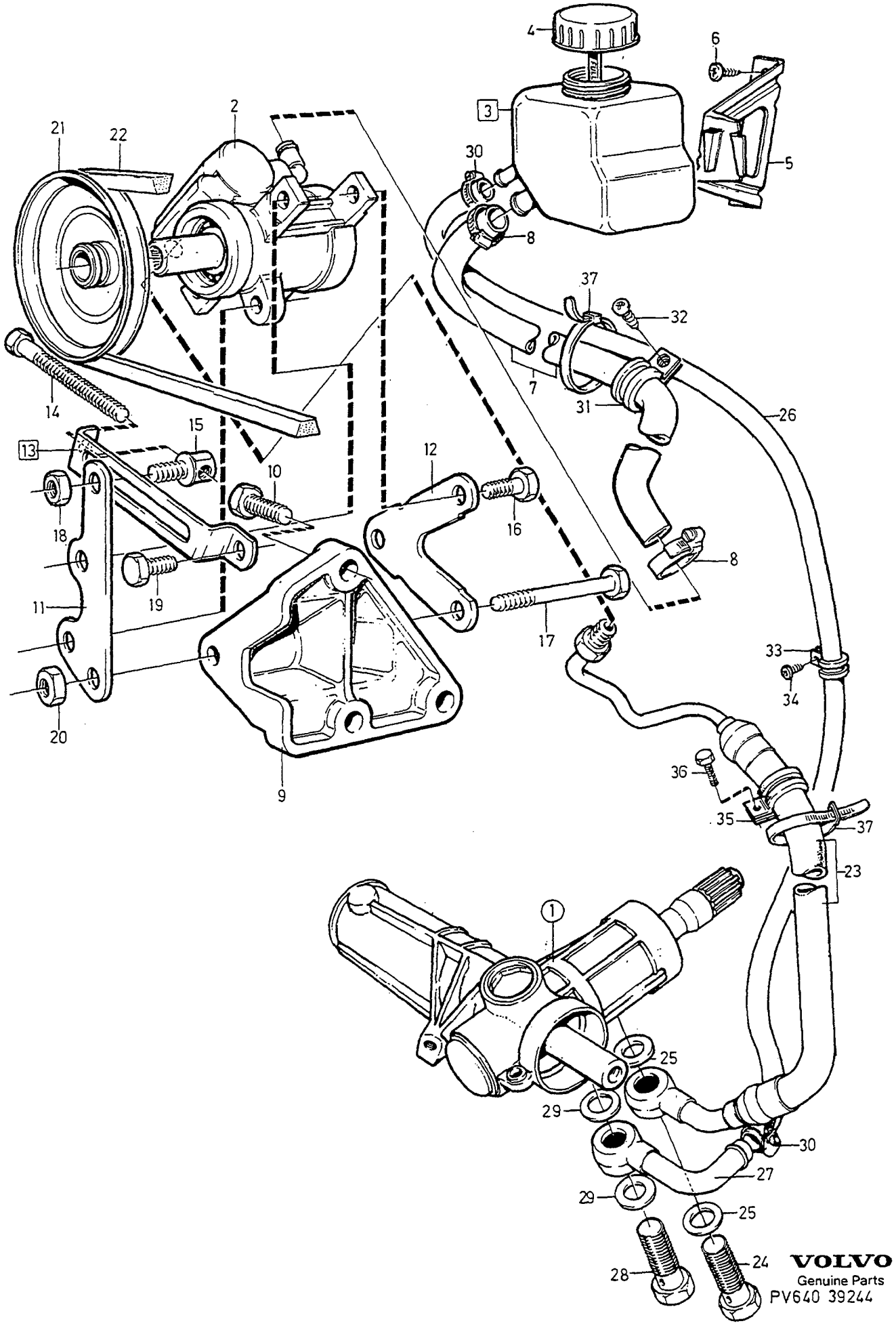

VOLVO
Genuine Parts
PV640 39244

A
B
C
D
E

PUMP
POWER STEERING

PUMP
SERVOSTYRNING

Group
Grupp
64

Page
Sida
793

B200ET

Fig	Part No. Artikel nr	Quantity / Antal A	B	C	D	E	PS	Description	Benämning	Notes Anmärkning	SR
1		-	-	-	-	-		Steering gear	Styrväxel	SEE 64•791	
2	1359652-3	1	-	-	-	-		Servo pump •SEE 64•807	Servopump •SEE 64•807		5
3	1359621-8	1	-	-	-	-		Oil reservoir	Oljebehållare		4
4	1359625-9	1	-	-	-	-		•Cover	•Lock	(1330459)	3
5	1387147-0	1	-	-	-	-		Bracket	Konsol	-1987	4
	3516535-6	1	-	-	-	-		Bracket	Konsol	(1387642) 1988-	4
6	945358-0	2	-	-	-	-		Flange screw	Flänsskruv		2
7	3530083-9	1	-	-	-	-		Suction hose	Sugslang	(1387643)	3
8	968847-4	2	-	-	-	-		Hose clamp	Slangklamma		2
9	1346267-6	1	-	-	-	-		Bracket	Konsol		5
10	946671-5	3	-	-	-	-		Flange screw	Flänsskruv		2
11	1346307-0	1	-	-	-	-		Attaching arm, front	Fästarm, främre		5
12	1346308-8	1	-	-	-	-		Attaching arm, rear	Fästarm, bakre		5
13	1346897-0	1	-	-	-	-		Tensioning arm	Spännarm		5
14		1	-	-	-	-	NS	•Adjusting screw	•Ställskruv		
15		1	-	-	-	-	NS	•Lock screw	•Låsskruv		
16	949734-8	4	-	-	-	-		Screw	Skruv	(955294)	2
17	955306-6	1	-	-	-	-		Screw	Skruv		2
18	948645-7	1	-	-	-	-		Flange lock nut	Flänslåsmutter	(946036)	2
19	955295-1	1	-	-	-	-		Screw	Skruv		2
20	948645-7	1	-	-	-	-		Flange lock nut	Flänslåsmutter	(946036)	2
21	1378156-2	1	-	-	-	-		Pulley	Remskiva	(1336976)	4
22	973487-2	1	-	-	-	-		V-belt servo pump-fan-crankshaft	Kilrem servopump-fläkt-vevaxel		1
23	1387848-3	1	-	-	-	-		Pressure hose	Tryckslang	(1330472)	3
24	968179-2	1	-	-	-	-		Hollow screw	Hålskruv	(25167)	2
25	18671-8	2	-	-	-	-		Gasket	Packning		2
26	1228399-0	X	-	-	-	-		Return hose	Returslang	LG 780 mm	2
27	3516375-7	1	-	-	-	-		Return connection	Returanslutning	(1273376)	3
28	974678-5	1	-	-	-	-		Hollow screw	Hålskruv	(941686)	2
29	11996-6	2	-	-	-	-		Gasket	Packning		1
30	967919-2	2	-	-	-	-		Hose clamp	Slangklamma		2
31	952640-1	1	-	-	-	-		Clamp	Klamma		2
32	969473-8	1	-	-	-	-		Screw	Skruv	(955137) 'TORX'	2
33	952625-2	1	-	-	-	-		Clamp	Klamma		2
34	945358-0	1	-	-	-	-		Flange screw	Flänsskruv		2
35	952632-8	1	-	-	-	-		Clamp	Klamma		2
36	969487-8	1	-	-	-	-		Screw	Skruv		2
37	948211-8	X	-	-	-	-		Strip clamp	Bandklamma		2

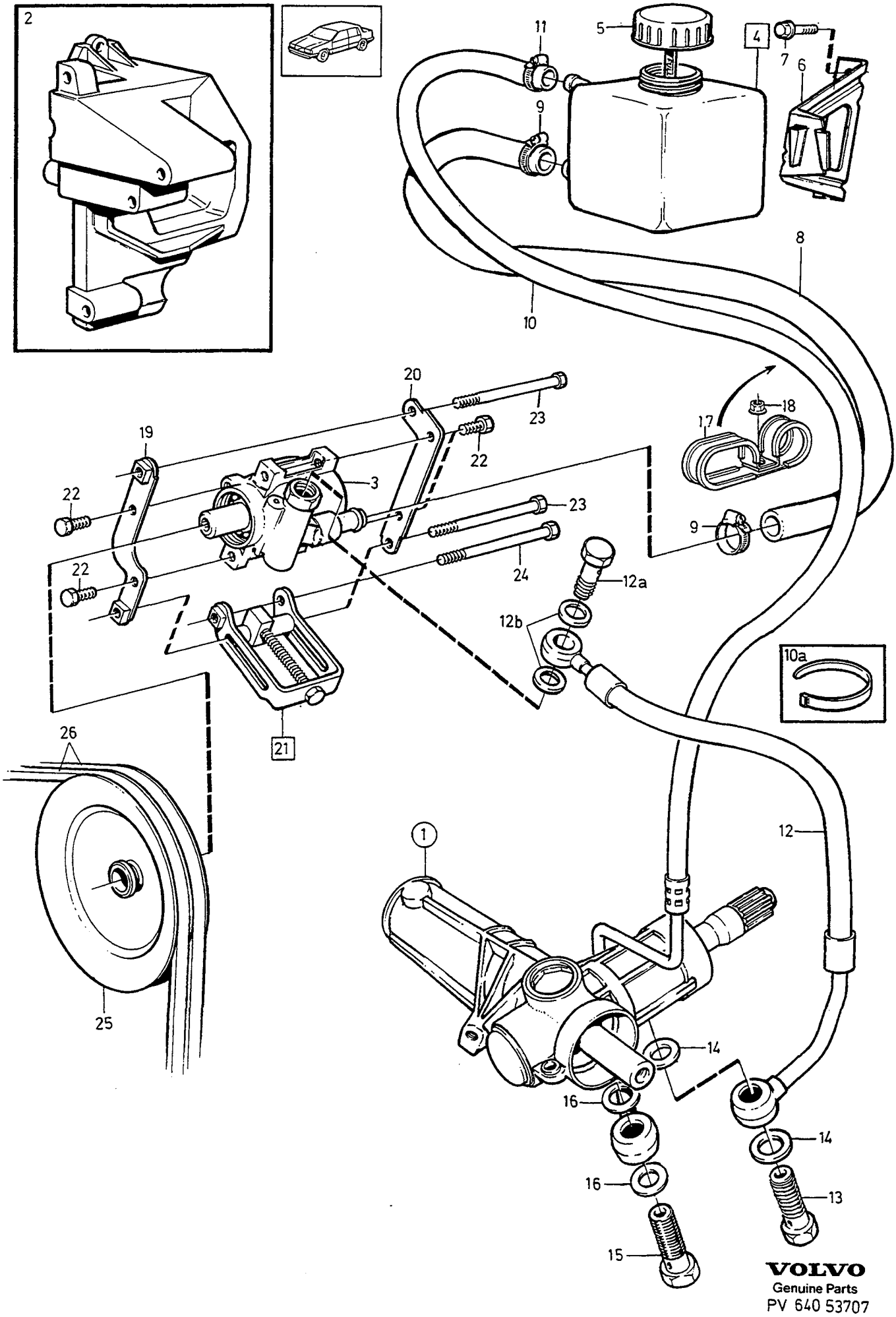

VOLVO
Genuine Parts
PV 640 53707

A
B
C
D
E

PUMP POWER STEERING — PUMP SERVOSTYRNING

Group / Grupp 64

Page / Sida 795

B204GT

Fig	Part No. Artikel nr	Quantity / Antal A	B	C	D	E	PS	Description	Benämning	Notes Anmärkning	SR
1		1	-	-	-	-		Steering gear	Styrväxel	SEE 64•791	
2		1	-	-	-	-		Bracket	Konsol	SEE 32•393	
3	1359649-9	1	-	-	-	-		Servo pump	Servopump	SEE 64•807	5
4	1359621-8	1	-	-	-	-		Oil reservoir	Oljebehållare		4
5	1359625-9	1	-	-	-	-		•Cover	•Lock		3
6	3516535-6	1	-	-	-	-		Bracket	Konsol		4
7	945358-0	2	-	-	-	-		Flange screw	Flänsskruv		2
8	3516854-1	1	-	-	-	-		Suction hose	Sugslang		3
9	968847-4	2	-	-	-	-		Hose clamp	Slangklamma		2
10	3516855-8	1	-	-	-	-		Return connection	Returanslutning		3
10a	948211-8	2	-	-	-	-		Strip clamp	Bandklamma		2
11	967919-2	1	-	-	-	-		Hose clamp	Slangklamma		2
12	3516853-3	1	-	-	-	-		Pressure hose	Tryckslang		3
12a	948490-8	1	-	-	-	-		Hollow screw	Hålskruv		2
12b	947622-7	2	-	-	-	-		Gasket	Packning		2
13	968179-2	1	-	-	-	-		Hollow screw	Hålskruv		2
14	947621-9	2	-	-	-	-		Gasket	Packning		2
15	974678-5	1	-	-	-	-		Hollow screw	Hålskruv	(941686)	2
16	947622-7	2	-	-	-	-		Gasket	Packning		2
17	3530502-8	1	-	-	-	-		Clamp	Klamma	(3516444)	2
18	965483-1	1	-	-	-	-		Flange nut	Flänsmutter		2
19	3514151-4	1	-	-	-	-		Attaching arm, front	Fästarm, främre		5
20	1378928-4	1	-	-	-	-		Attaching arm, rear	Fästarm, bakre		5
21	3514154-8	1	-	-	-	-		Tensioning arm	Spännarm		5
22	946440-5	4	-	-	-	-		Flange screw	Flänsskruv		2
23	969303-7	2	-	-	-	-		Flange screw	Flänsskruv		2
24	965217-3	1	-	-	-	-		Flange screw	Flänsskruv		2
25	1378204-0	1	-	-	-	-		Pulley	Remskiva		4
26	975093-6	1	-	-	-	-		V-belt	Kilrem	W/O A.C	1
		-	-	-	-	-		A.C	A.C	SEE 87•961	

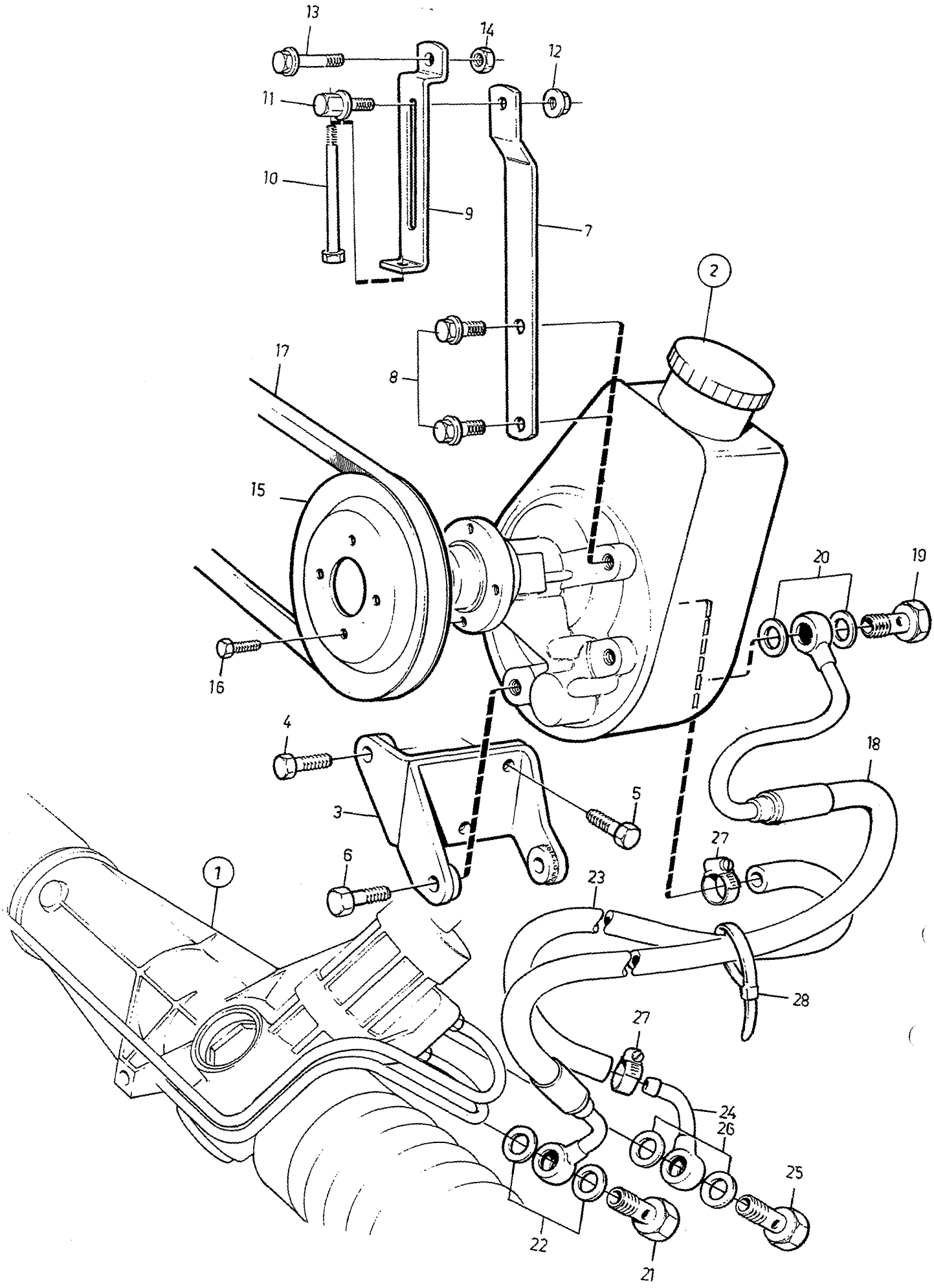

VOLVO
Genuine Parts
PV 640 42410

A
B
C
D
E

PUMP
POWER STEERING

PUMP
SERVOSTYRNING

Group
Grupp
64

Page
Sida
797

B280E, F

Fig	Part No. Artikel nr	Quantity / Antal A	B	C	D	E	PS	Description	Benämning	Notes Anmärkning	SR
1		-	-	-	-	-		Steering gear	Styrväxel	SEE 64•791	
2	1387724-6	1	-	-	-	-		Servo pump	Servopump		5
		-	-	-	-	-		•SEE 64•809	•SEE 64•809		
3	464276-5	1	-	-	-	-		Bracket	Konsol		4
4	946671-5	1	-	-	-	-		Flange screw	Flänsskruv		2
5	945444-8	2	-	-	-	-		Flange screw	Flänsskruv		2
6	946329-0	2	-	-	-	-		Flange screw	Flänsskruv		2
7	1389221-1	1	-	-	-	-		Attaching arm	Fästarm		5
8	946471-0	2	-	-	-	-		Flange screw	Flänsskruv		2
9	1389219-5	1	-	-	-	-		Tensioning arm	Spännarm		5
10		1	-	-	-	-	NS	•Adjusting screw	•Ställskruv		
11		1	-	-	-	-	NS	•Lock screw	•Låsskruv		
12	963106-0	1	-	-	-	-		Lock nut	Låsmutter	(948645)	2
13	965220-7	1	-	-	-	-		Flange screw	Flänsskruv		2
14	971095-5	1	-	-	-	-		Flange nut	Flänsmutter	(945409)	3
15	1219961-8	1	-	-	-	-		Pulley	Remskiva		4
16	944926-5	4	-	-	-	-		Flange screw	Flänsskruv		2
17	973542-4	1	-	-	-	-		V-belt	Kilrem		1
18	1387923-4	1	-	-	-	-		Pressure hose	Tryckslang		3
19	948490-8	1	-	-	-	-		Hollow screw	Hålskruv		2
20	11996-6	2	-	-	-	-		Gasket	Packning		1
21	968179-2	1	-	-	-	-		Hollow screw	Hålskruv		2
22	18838-3	2	-	-	-	-		Gasket	Packning	(947621)	2
23	1228399-0	X	-	-	-	-		Return hose	Returslang	LG 420 mm	2
24	3516385-6	1	-	-	-	-		Nipple	Nippel	(1273376)	3
25	974678-5	1	-	-	-	-		Hollow screw	Hålskruv	(941686)	2
26	11996-6	2	-	-	-	-		Gasket	Packning		1
27	967919-2	2	-	-	-	-		Hose clamp	Slangklamma		2
28	948211-8	1	-	-	-	-		Strip clamp	Bandklamma		2

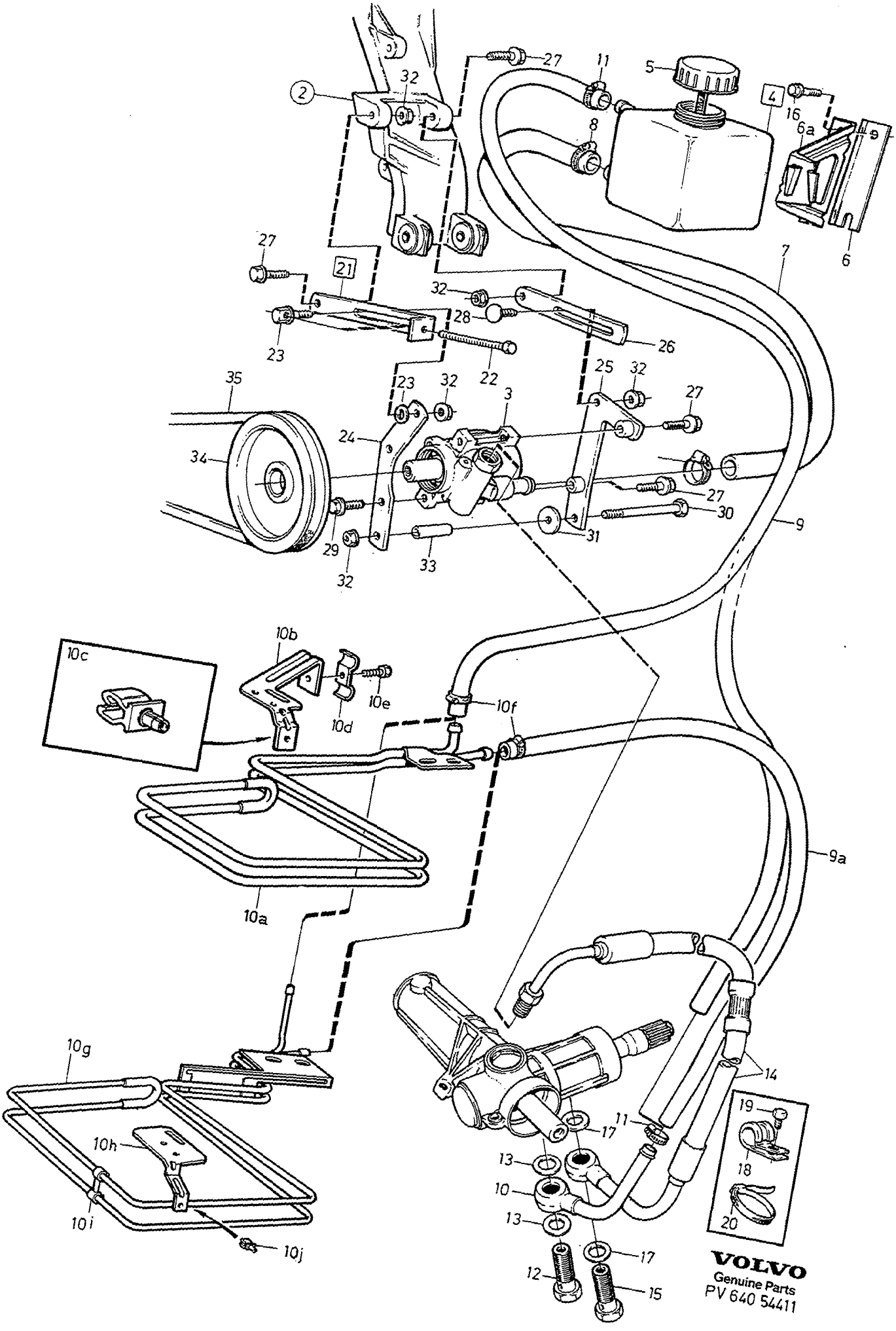

VOLVO
Genuine Parts
PV 640 54411

A
B
C
D
E

PUMP POWER STEERING — PUMP SERVOSTYRNING

Group / Grupp 64

Page / Sida 799

DSL

Fig	Part No. / Artikel nr	Quantity / Antal A	B	C	D	E	PS	Description	Benämning	Notes / Anmärkning	SR
1		-	-	-	-	-		Steering gear	Styrväxel	SEE 64•791	
2		-	-	-	-	-		Bracket	Konsol	SEE 32•375	
3	1359649-9	1	-	-	-	-		Servo pump •SEE 64•807	Servopump •SEE 64•807		5
4	1359621-8	1	-	-	-	-		Oil reservoir	Oljebehållare		4
5	1359625-9	1	-	-	-	-		Cover	Lock		3
6	1387424-3	1	-	-	-	-		Bracket	Konsol	-1987	3
	3516535-6	1	-	-	-	-		Bracket	Konsol	1) (1387642) 1990-.	4
6a	1359203-5	1	-	-	-	-		Bracket	Konsol	-1987	4
7	1330788-9	X	-	-	-	-		Hose	Slang	LG 515 mm. -1987	2
	1330788-9	X	-	-	-	-		Hose	Slang	LG 570 mm. 1988-	2
8	943472-1	2	-	-	-	-		Hose clamp	Slangklamma		2
9	1228399-0	X	-	-	-	-		Return hose	Returslang	LG 720 mm. -1987	2
	1228399-0	X	-	-	-	-		Return hose	Returslang	LG 780 mm. 1988-	2
	1228399-0	X	-	-	-	-		Return hose	Returslang	2) LG 620 mm	2
9a	1228399-0	X	-	-	-	-		Return hose	Returslang	2) LG 120 mm	2
10	3516375-7	1	-	-	-	-		Return connection	Returanslutning	3) (1273376)	3
	3516385-6	1	-	-	-	-		Nipple	Nippel	2)	3
10a	3516764-2	1	-	-	-	-		Cooling coil	Kylslinga	4)	4
10b	*(3516765)*	1	-	-	-	-	SP	Bracket	Konsol	4) REPL 1 PCS 3530777-6, 1 PCS 3530732-1, 1 PCS 3530776-8, 1 PCS 3530775-0.	4
10c	3516763-4	2	-	-	-	-		Clip	Clips	4)	2
10d	18962-1	1	-	-	-	-		Clamp	Klamma	4)	2
10e	972411-3	1	-	-	-	-		Screw	Skruv	4)	2
10f	967919-2	2	-	-	-	-		Hose clamp	Slangklamma	2)	2
10g	3530732-1	1	-	-	-	-		Cooling coil	Kylslinga	1991-.	4
10h	3530777-6	1	-	-	-	-		Bracket	Konsol	1991-.	4
10i	3530776-8	1	-	-	-	-		Clamp	Klamma	1991-.	2
10j	3516763-4	1	-	-	-	-		Clip	Clips	1991-.	2
11	967919-2	2	-	-	-	-		Hose clamp	Slangklamma		2
12	974678-5	1	-	-	-	-		Hollow screw	Hålskruv	(941686)	2
13	18671-8	2	-	-	-	-		Gasket	Packning	16X20	2
14	1387838-4	1	-	-	-	-		Pressure hose	Tryckslang		3
14a	968179-2	1	-	-	-	-		Hollow screw	Hålskruv	M14	2
15	968179-2	1	-	-	-	-		Hollow screw	Hålskruv	M 14	2
16	945358-0	2	-	-	-	-		Flange screw	Flänsskruv		2
17	11996-6	2	-	-	-	-		Gasket	Packning	14X20	1
18	949379-2	1	-	-	-	-		Clamp	Klamma		2
19	940199-3	1	-	-	-	-		Screw	Skruv	M 8X12	2
20	948211-8	1	-	-	-	-		Strip clamp	Bandklamma		2
21	1274810-9	1	-	-	-	-		Tensioning arm	Spännarm		5
22		1	-	-	-	-	NS	•Screw	•Skruv		
23		1	-	-	-	-	NS	•Lock screw	•Låsskruv		
23a	941907-8	1	-	-	-	-		Spring washer	Fjäderbricka	-1986.	2
24	1328893-1	1	-	-	-	-		Attaching arm, front	Fästarm, främre		5
25	1328758-6	1	-	-	-	-		Attaching arm, rear	Fästarm, bakre		5
26	1328760-2	1	-	-	-	-		Tensioning arm	Spännarm		5
27	946671-5	4	-	-	-	-		Flange screw	Flänsskruv	M 8X30	2
28	948438-7	1	-	-	-	-		Screw	Skruv	M 8X20	2
29	946173-2	2	-	-	-	-		Flange screw	Flänsskruv	M 8X20	2
30	969225-2	1	-	-	-	-		Screw	Skruv	M 8X120	2
31	948880-0	1	-	-	-	-		Washer	Bricka		2
32	945408-3	5	-	-	-	-		Flange nut	Flänsmutter	M 8	2
33	1378142-2	1	-	-	-	-		Spacer sleeve	Distanshylsa		5
34	1328819-6	1	-	-	-	-		Pulley	Remskiva		4

1) CH 6789-8999.
2) CH 6793-
3) CH -6499.
4) CH 6500-11299.

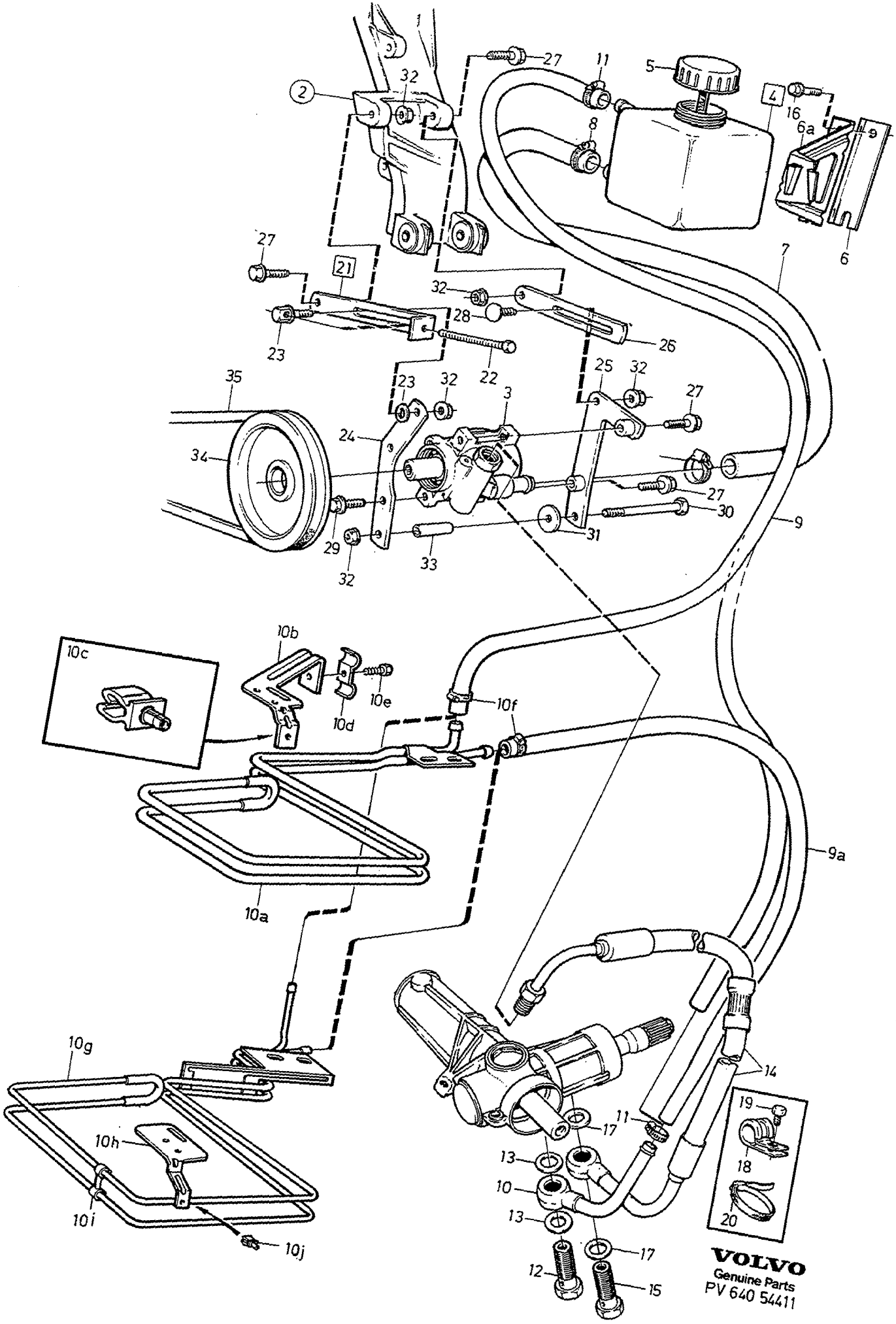

VOLVO
Genuine Parts
PV 640 54411

A		PUMP POWER STEERING	PUMP SERVOSTYRNING	Group Grupp 64
B				
C				
D				Page Sida 801
E		DSL		

Fig	Part No. Artikel nr	Quantity / Antal					PS	Description	Benämning	Notes Anmärkning	SR
		A	B	C	D	E					
35	973543-2	1	-	-	-	-		V-belt servo pump-crankshaft	Kilrem servopump-vevaxel		1

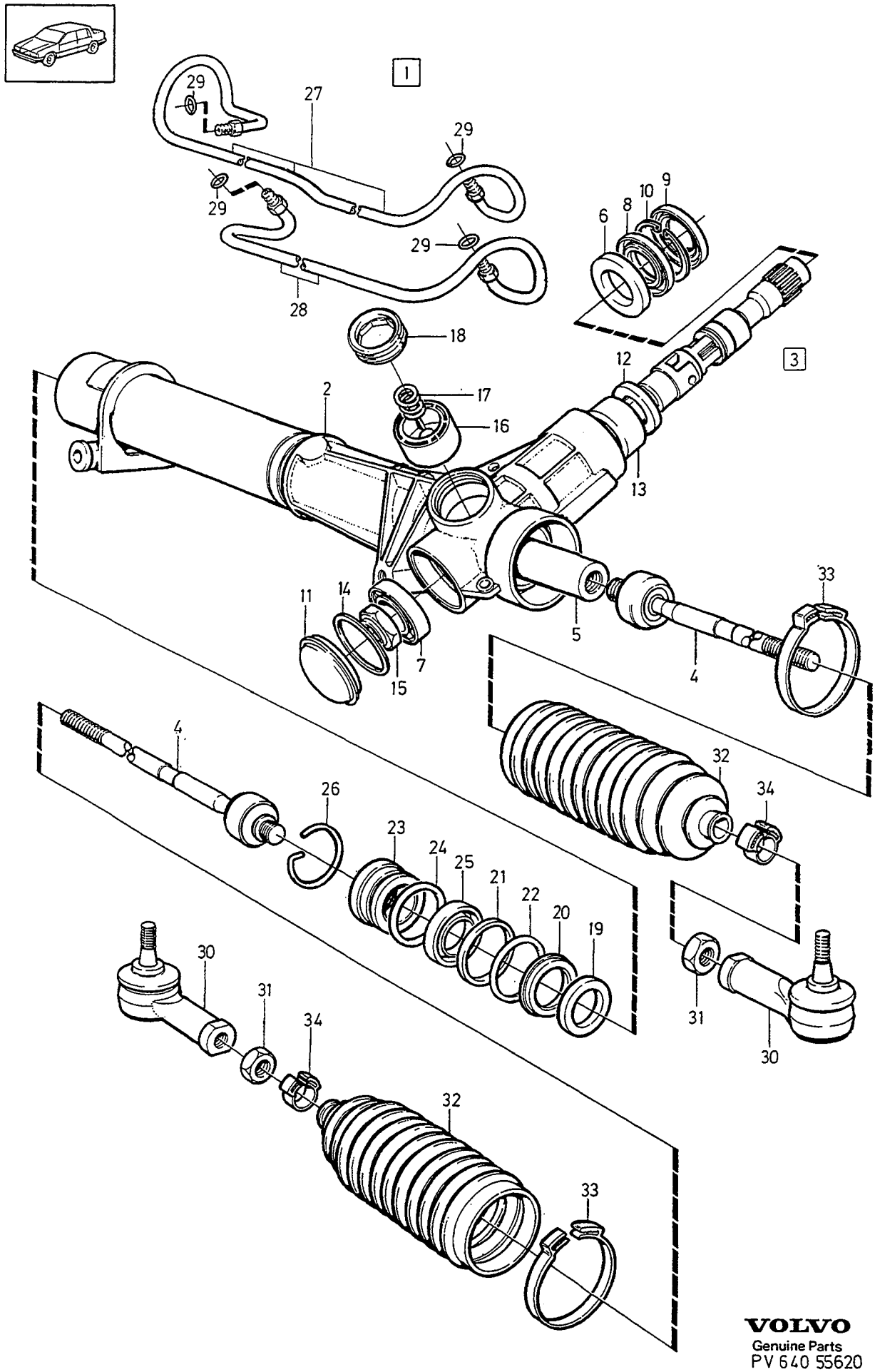

VOLVO
Genuine Parts
PV 640 55620

A
B
C
D
E

STEERING GEAR — STYRVÄXEL

Group / Grupp 64

Page / Sida 803

CAM

Fig	Part No. Artikel nr	Quantity / Antal A	B	C	D	E	PS	Description	Benämning	Notes Anmärkning	SR
1	*(1359340)*	1	-	-	-	-	SP	Steering gear	Styrväxel	CH -11973	5
	1387500-0	-	1	-	-	-		Steering gear	Styrväxel	CH 11974-	5
2		1	1	-	-	-	NS	• Housing	• Hus		
3		1	1	-	-	-	NS	• Valve	• Ventil		
4	1359347-0	2	-	-	-	-		• Steering rod	• Styrstag		3
	1387463-1	-	2	-	-	-		• Steering rod	• Styrstag		3
5	1273626-0	1	-	-	-	-		• Rack	• Kuggstång		4
	1387468-0	-	1	-	-	-		• Rack	• Kuggstång		4
6		1	1	-	-	-	NS	• Bushing	• Bussning		
7		1	1	-	-	-	KN	• Bearing	• Lager		
8		1	1	-	-	-	KN	• Seal	• Tätning		
9		1	1	-	-	-	KN	• Dust cover	• Dammskydd		
10		1	1	-	-	-	KN	• Lock ring	• Låsring		
11	1330256-7	1	1	-	-	-	IK	• Cover	• Lock		4
12		1	1	-	-	-	KN	• Seal	• Tätning		
13	1277730-6	1	1	-	-	-	IK	Bushing	Bussning		4
14	1330257-5	1	1	-	-	-	IK	• Retaining ring	• Spårring		3
15	963921-2	1	1	-	-	-	IK	• Nut	• Mutter		2
16	1272926-5	1	1	-	-	-	IK	• Operating piston	• Ansättningskolv		4
17	1329652-0	1	1	-	-	-	IK	• Spring	• Fjäder		3
18	1359667-1	1	1	-	-	-		• Cover	• Lock		4
19	1273593-2	1	1	-	-	-	IK	• Support ring	• Stödring		4
20	1272939-8	1	1	-	-	-	IK	• Seal	• Tätning		4
21	1359701-8	1	1	-	-	-	IK	• Piston ring	• Kolvring		3
22	1359700-0	1	1	-	-	-	IK	• O-ring	• O-ring		2
23	1359665-5	1	1	-	-	-	IK	• Bushing	• Bussning		4
24	1359663-0	1	1	-	-	-	IK	• • O-ring	• • O-ring		2
25	1272939-8	1	1	-	-	-	IK	• • Seal	• • Tätning		4
26	1272943-0	1	1	-	-	-	IK	• Locking wire	• Låstråd		4
27	1359696-0	1	-	-	-	-		• Oil pipe long	• Oljerör långt		4
	1387462-3	-	1	-	-	-		• Oil pipe long	• Oljerör långt		4
28	1330268-2	1	-	-	-	-		• Oil pipe short	• Oljerör kort		4
	1387471-4	-	1	-	-	-		• Oil pipe short	• Oljerör kort		4
29	1387453-2	-	4	-	-	-		• O-ring	• O-ring		3
30	3516944-0	2	-	-	-	-		• Drag link end	• Styrstagsända	(1205658)	1
	3516944-0	-	2	-	-	-		• Drag link end	• Styrstagsända		1
31	971073-2	2	2	-	-	-	IK	• Nut	• Mutter	(961977)	2
32		1	1	-	-	-	KN	• Protecting bellows	• Skyddsbälg		
☆ 33	1229448-4	2	-	-	-	-	IK	• Clamp	• Klamma	(1273637)	2
	1387840-0	-	2	-	-	-	IK	• Clamp	• Klamma		3
34	1329649-6	2	-	-	-	-	IK	• Clamp	• Klamma		3
	1387437-5	-	2	-	-	-	IK	• Clamp	• Klamma		3
	271469-9	1	-	-	-	-		Bellows kit	Bälgsats	(271554)	
										SEE 64 • 813	2
	270597-8	-	1	-	-	-		Bellows kit	Bälgsats	SEE 64 • 813	2
	271570-4	1	1	-	-	-		Repair kit	Reparationssats	SEE 64 • 813	2
	271558-9	1	1	-	-	-		Repair kit dust cover, seals	Reparationssats dammskydd, tätningar	SEE 64 • 813	2

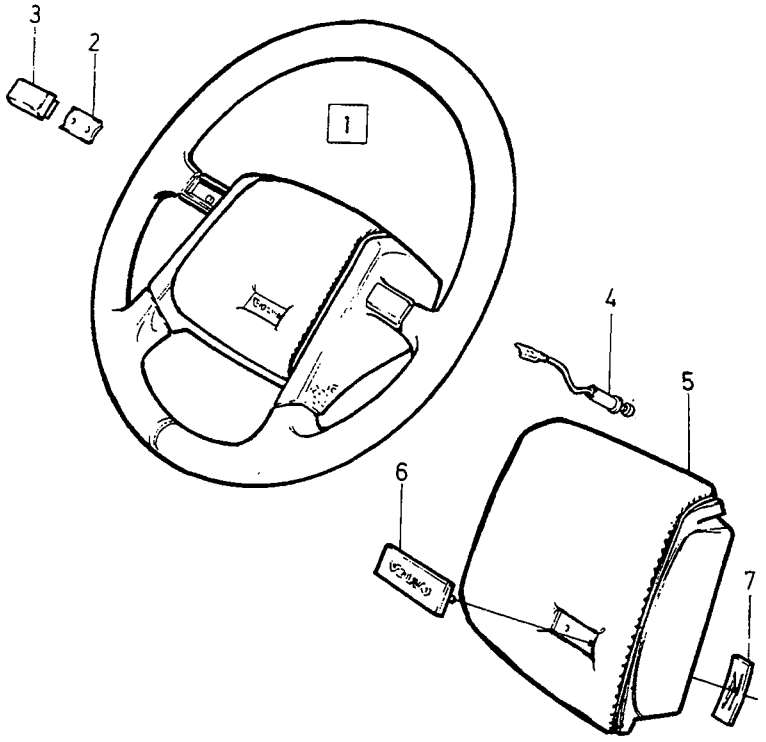

AIR BAG

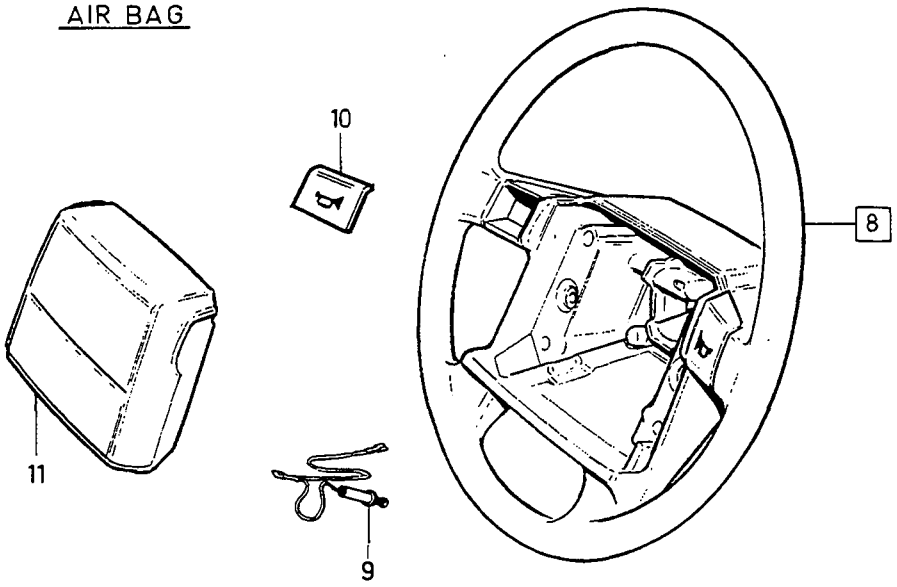

A
B
C
D
E

STEERING WHEEL RATT

Group / Grupp 64

Page / Sida 805

Fig	Part No. Artikel nr	Quantity / Antal A	B	C	D	E	PS	Description	Benämning	Notes Anmärkning	SR
1	1330289-8	1	-	-	-	-		Steering wheel	Ratt		3
2	1330976-0	2	-	-	-	-		•Contact spring	•Kontaktfjäder	(1273458)	3
3	1394979-7	1	-	-	-	-		•Horn button, l.h.	•Signaltangent, v	(1330181)	3
	1394978-9	1	-	-	-	-		•Horn button, r.h.	•Signaltangent, h	(1330182)	3
4	1330518-0	1	-	-	-	-		•Slip contact	•Släpkontakt		3
5	1330548-7	1	-	-	-	-		Crash pad	Stötskydd		3
6	1330549-5	1	-	-	-	-		Emblem	Emblem		3
7	1308197-1	2	-	-	-	-		Clip	Clips		3
8	*(1359636)*	1	-	-	-	-	SP	Steering wheel	Ratt	AIR BAG. -1989 REPL 1 PCS 3530081-3	4
	3530081-3	-	-	1	-	-		Steering wheel	Ratt		4
	3406544-1	-	1	-	-	-		Steering wheel leather covered	Ratt läderklädd	AIR BAG. 1990-	4
9	1387738-6	1	-	1	-	-		•Slip contact	•Släpkontakt		3
10	3516171-0	1	-	-	-	-		•Horn button, l.h.	•Signaltangent, v		3
	3530123-3	-	1	1	-	-		•Horn button, l.h.	•Signaltangent, v		3
	3516172-8	1	-	-	-	-		Horn button, r.h.	Signaltangent, h		3
	3530124-1	-	1	1	-	-		•Horn button, r.h.	•Signaltangent, h		3
11		1	1	1	-	-		Crash pad	Stötskydd	SEE 88•1027	

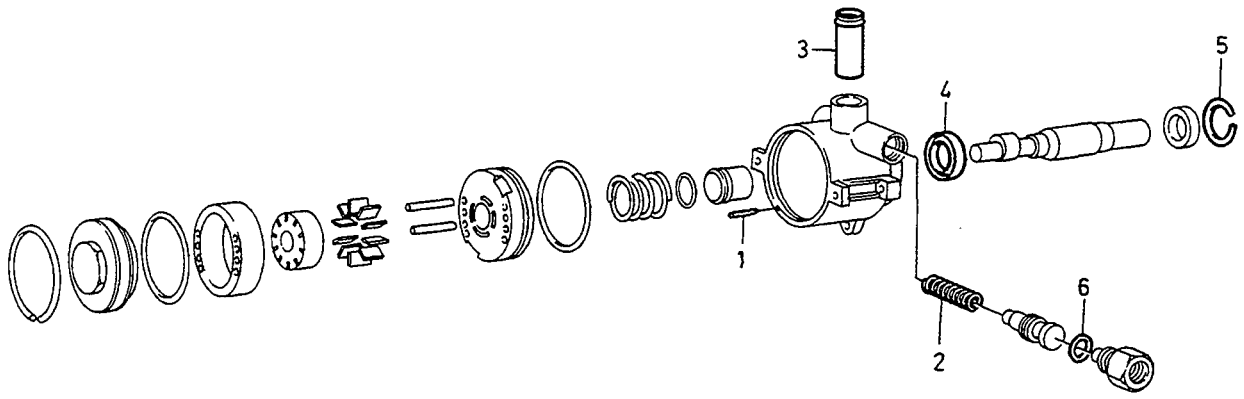
3
5
4
1
6
2

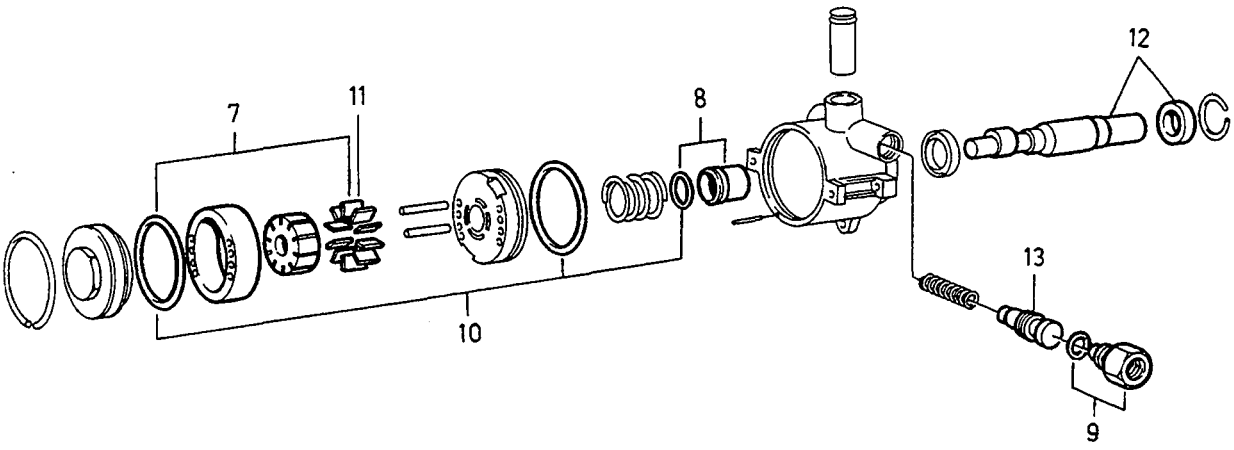
12
7
11
8
13
10
9

A	1359649, 1359652	SERVO PUMP SERVOPUMP	Group Grupp 64
B			
C			
D			Page Sida 807
E		SAGINAW	

Fig	Part No. Artikel nr	Quantity / Antal A	B	C	D	E	PS	Description	Benämning	Notes Anmärkning	SR
1	271311-3	1	-	-	-	-		Locating pin	Styrpinne		4
2	3342655-2	1	-	-	-	-		Spring	Fjäder		3
3	271310-5	1	-	-	-	-		Sleeve	Hylsa		4
4	271312-1	1	-	-	-	-		Sealing ring	Tätningsring		2
5	271314-7	1	-	-	-	-		Retaining ring	Spårring		3
6	1272426-6	1	-	-	-	-		O-ring	O-ring		4
7	271302-2	1	-	-	-	-		Rotor kit	Rotorsats		3
8	271304-8	1	-	-	-	-		Repair kit	Reparationssats		3
9	271305-5	1	-	-	-	-		Repair kit	Reparationssats		2
10	3342651-1	1	-	-	-	-		Sealing kit	Tätningssats		2
11	3342658-6	1	-	-	-	-		Repair kit	Reparationssats		3
12	271313-9	1	-	-	-	-		Repair kit	Reparationssats		3
13	271337-8	1	-	-	-	-		Valve kit	Ventilsats		3

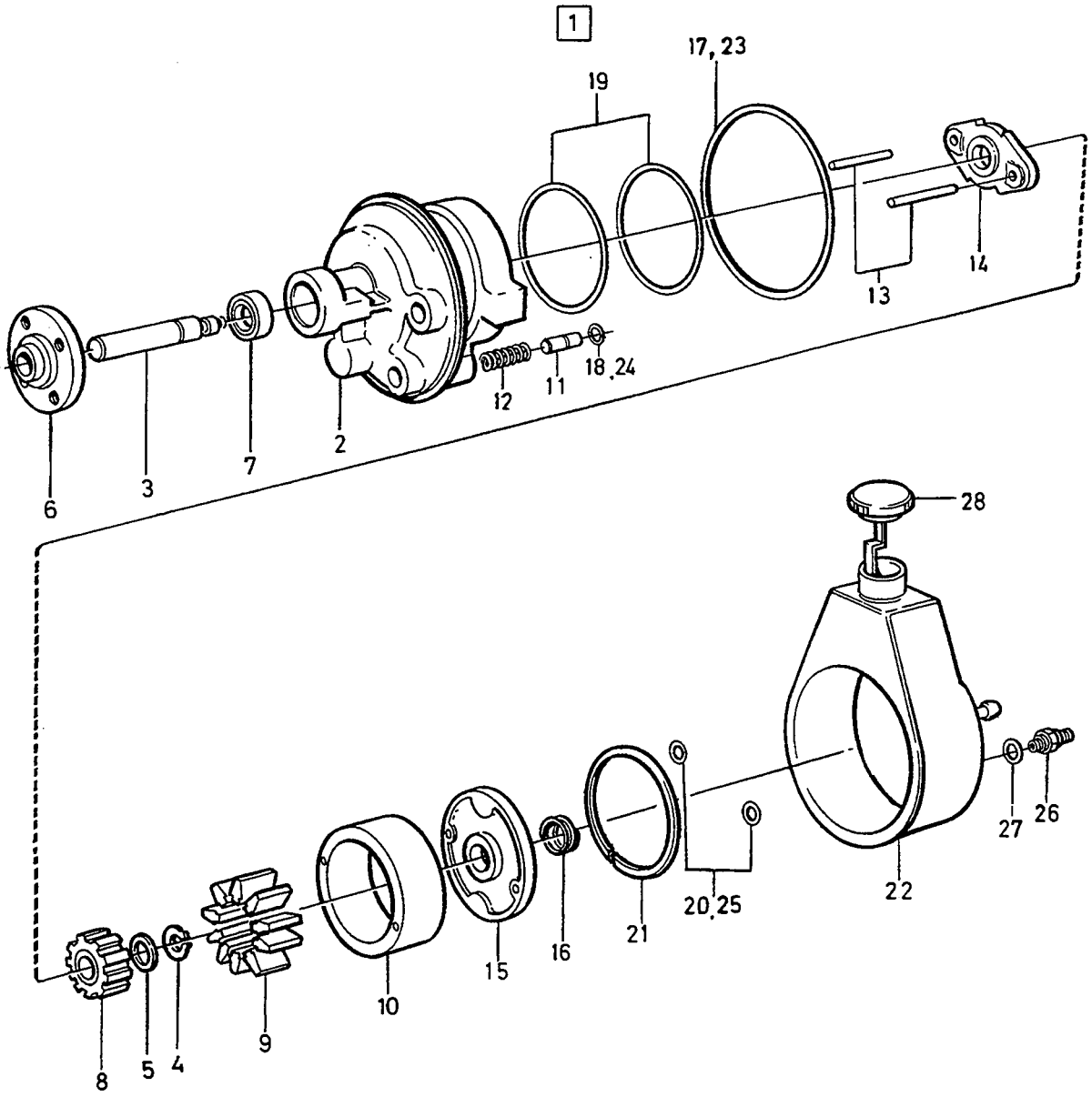

©VOLVO
Genuine Parts

A
B
C
D
E

SERVO PUMP
OIL RESERVOIR

SERVOPUMP
OLJEBEHÅLLARE

Group
Grupp
64

Page
Sida
809

B280

Fig	Part No. Artikel nr	Quantity / Antal A	B	C	D	E	PS	Description	Benämning	Notes Anmärkning	SR
1	1387724-6	1	-	-	-	-		Servo pump	Servopump		5
2		1	-	-	-	-	NS	• Housing	• Hus		
3		1	-	-	-	-	KN	• Axle shaft	• Drivaxel		
4		1	-	-	-	-	KN	• Retaining ring	• Spårring		
5		1	-	-	-	-	KN	• Lock ring	• Låsring		
6	464538-8	1	-	-	-	-		• Hub	• Nav		4
7	1272412-6	1	-	-	-	-		• Seal	• Tätning		4
8		1	-	-	-	-	KN	• Rotor	• Rotor		
9		1	-	-	-	-	KN	• Vane	• Vinge		
10		1	-	-	-	-	KN	• Ring	• Ring		
11		1	-	-	-	-	KN	• Valve	• Ventil		
12		1	-	-	-	-	NS	• Spring	• Fjäder		
13	1272427-4	2	-	-	-	-		• Locating pin	• Styrpinne		4
14		1	-	-	-	-	NS	• Plate	• Platta		
15	1329586-0	1	-	-	-	-		• Plate	• Platta		4
16	1329589-4	1	-	-	-	-		• Spring	• Fjäder		4
17		1	-	-	-	-	KN	• O-ring	• O-ring		
18		1	-	-	-	-	KN	• O-ring	• O-ring		
19		2	-	-	-	-	KN	• O-ring	• O-ring		
20		2	-	-	-	-	KN	• O-ring	• O-ring		
21	1272431-6	1	-	-	-	-	IK	• Retaining ring	• Spårring		4
22		1	-	-	-	-	NS	• Oil reservoir	• Oljebehållare		
23		1	-	-	-	-	KN	• O-ring	• O-ring		
24		1	-	-	-	-	KN	• O-ring	• O-ring		
25		1	-	-	-	-	KN	• O-ring	• O-ring		
26	1272425-8	1	-	-	-	-		• Fitting	• Förskruvning		4
27	1272426-6	1	-	-	-	-		• O-ring	• O-ring		4
28	1330839-0	1	-	-	-	-		• Cover	• Lock		4
	273935-7	1	-	-	-	-		Drive shaft kit	Drivaxelsats	SEE 64 • 811	2
	273881-3	1	-	-	-	-		Circlip kit	Låsringsats	SEE 64 • 811	2
	273901-9	1	-	-	-	-		Rotor kit	Rotorsats	SEE 64 • 811	2
	273905-0	1	-	-	-	-		Valve kit	Ventilsats	SEE 64 • 811	2
	(1272411)	1	-	-	-	-	SP	Sealing kit	Tätningssats	REPL 1 PCS 855735-7, SEE 64 • 811 1 PCS 1272431-6.	2

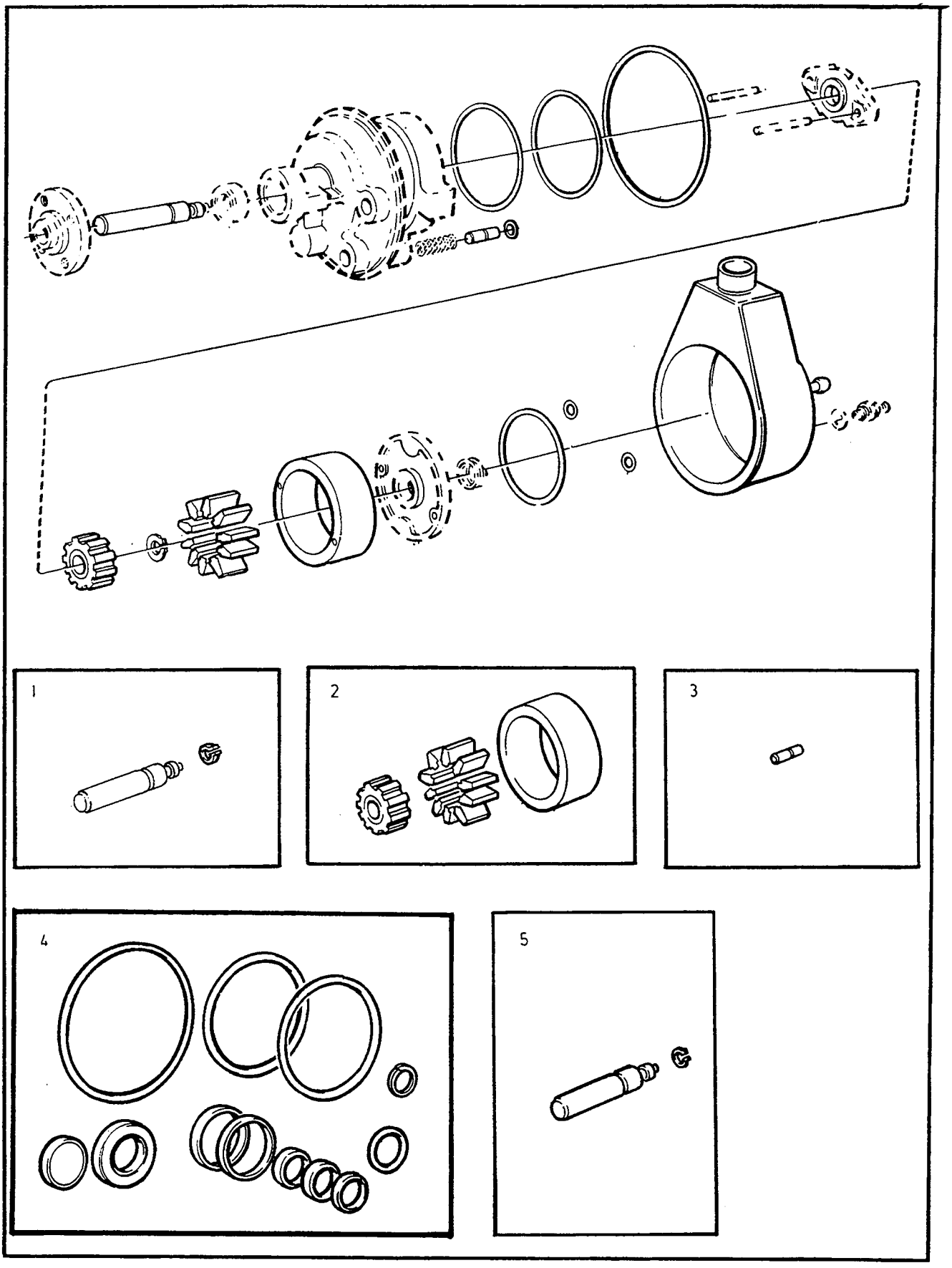
1
2
3
4
5

A
B
C
D
E

REPAIR KITS
SERVO PUMP

REPARATIONSSATS
SERVOPUMP

Group
Grupp
64

Page
Sida
811

B280

Fig	Part No. Artikel nr	Quantity / Antal					PS	Description	Benämning	Notes Anmärkning	SR
		A	B	C	D	E					
1	273935-7	1	-	-	-	-		Drive shaft kit	Drivaxelsats		2
2	273901-9	1	-	-	-	-		Rotor kit	Rotorsats		2
3	273905-0	1	-	-	-	-		Valve kit	Ventilsats		2
4	*(1272411)*	1	-	-	-	-	SP	Sealing kit	Tätningssats	REPL 1 PCS 855735-7, 1 PCS 1272431-6.	2
5	273881-3	1	-	-	-	-		Circlip kit	Låsringsats		2

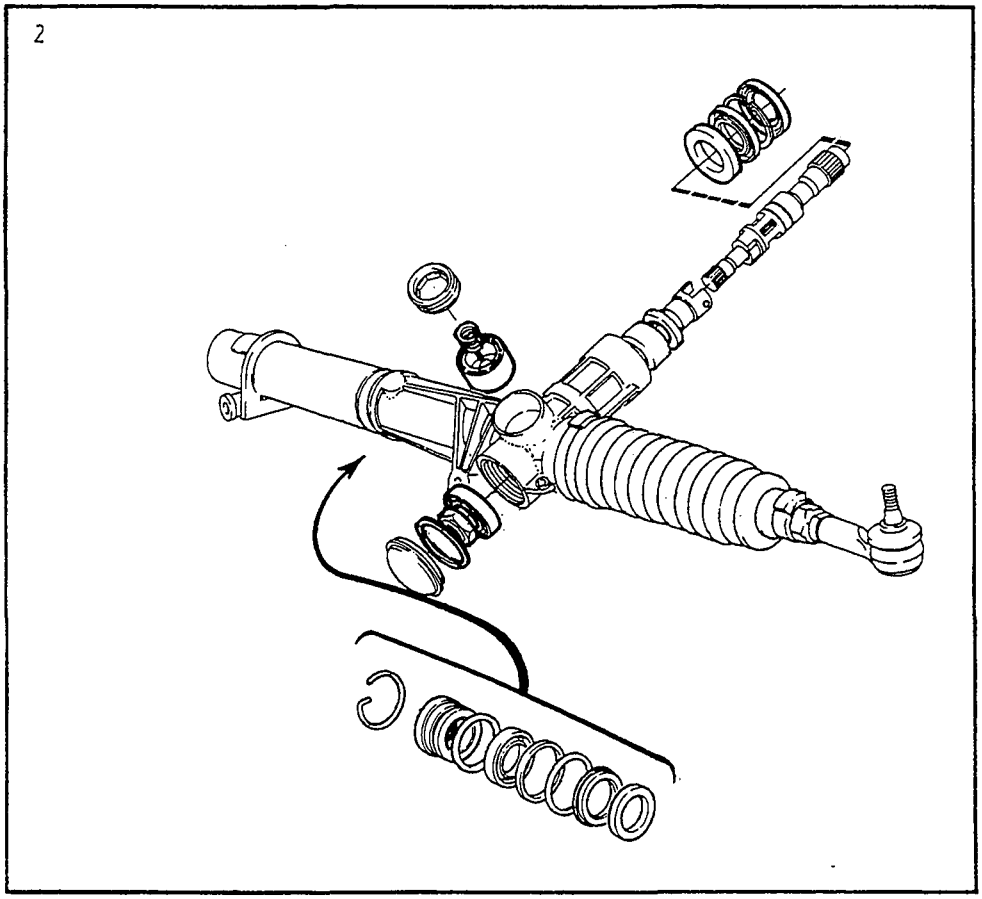

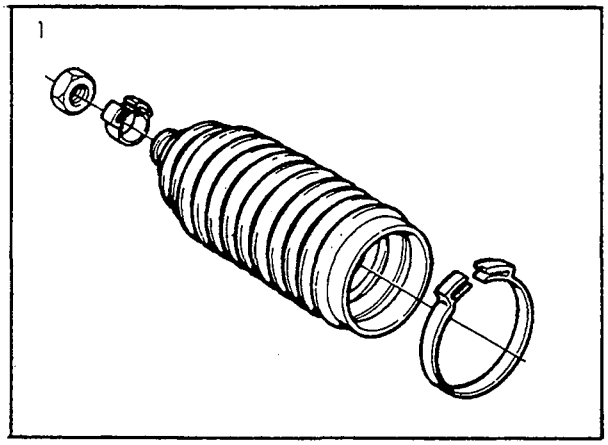

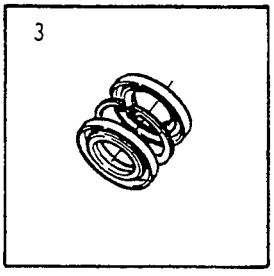

VOLVO
Genuine Parts
PV640 38791

A
B
C
D
E

REPAIR KITS
STEERING GEAR

REPARATIONSSATS
STYRVÄXEL

Group
Grupp
64

Page
Sida
813

Fig	Part No. Artikel nr	Quantity / Antal					PS	Description	Benämning	Notes Anmärkning	SR
		A	B	C	D	E					
1	271554-8	1	-	-	-	-		Repair kit replacement of bellows	Reparationssats byte av skyddsbälg	1)	2
	270597-8	1	-	-	-	-		Bellows kit replacement of bellows	Bälgsats byte av skyddsbälg ...	2)	2
2	271570-4	1	-	-	-	-		Repair kit	Reparationssats		2
3	271558-9	1	-	-	-	-		Repair kit dust cover, seals	Reparationssats dammskydd, tätningar		2

1) CH -6499.
2) CH 6793-

REAR SUSPENSION / BAKHJULSUPPHÄNGNING

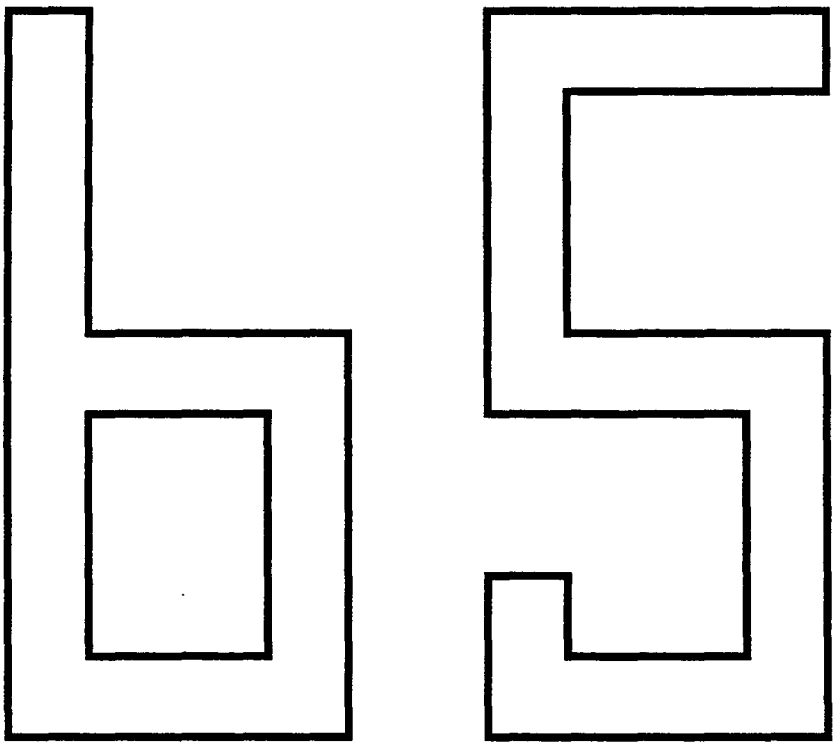

A
B
C
D
E

SUB GROUP
REAR SUSPENSION

UNDERGRUPP
BAKHJULSUPPHÄNGNING

Group
Grupp
65

Page
Sida
815

Fig	Part No. Artikel nr	Quantity / Antal					P S	Description	Benämning	Notes Anmärkning	S R
		A	B	C	D	E					
		-	-	-	-	-		Rear suspension ..... -1987	Bakaxelupphängning ..... -1987	SEE 65•817	
		-	-	-	-	-		Rear suspension 1988-	Bakaxelupphängning 1988-	SEE 65•819	

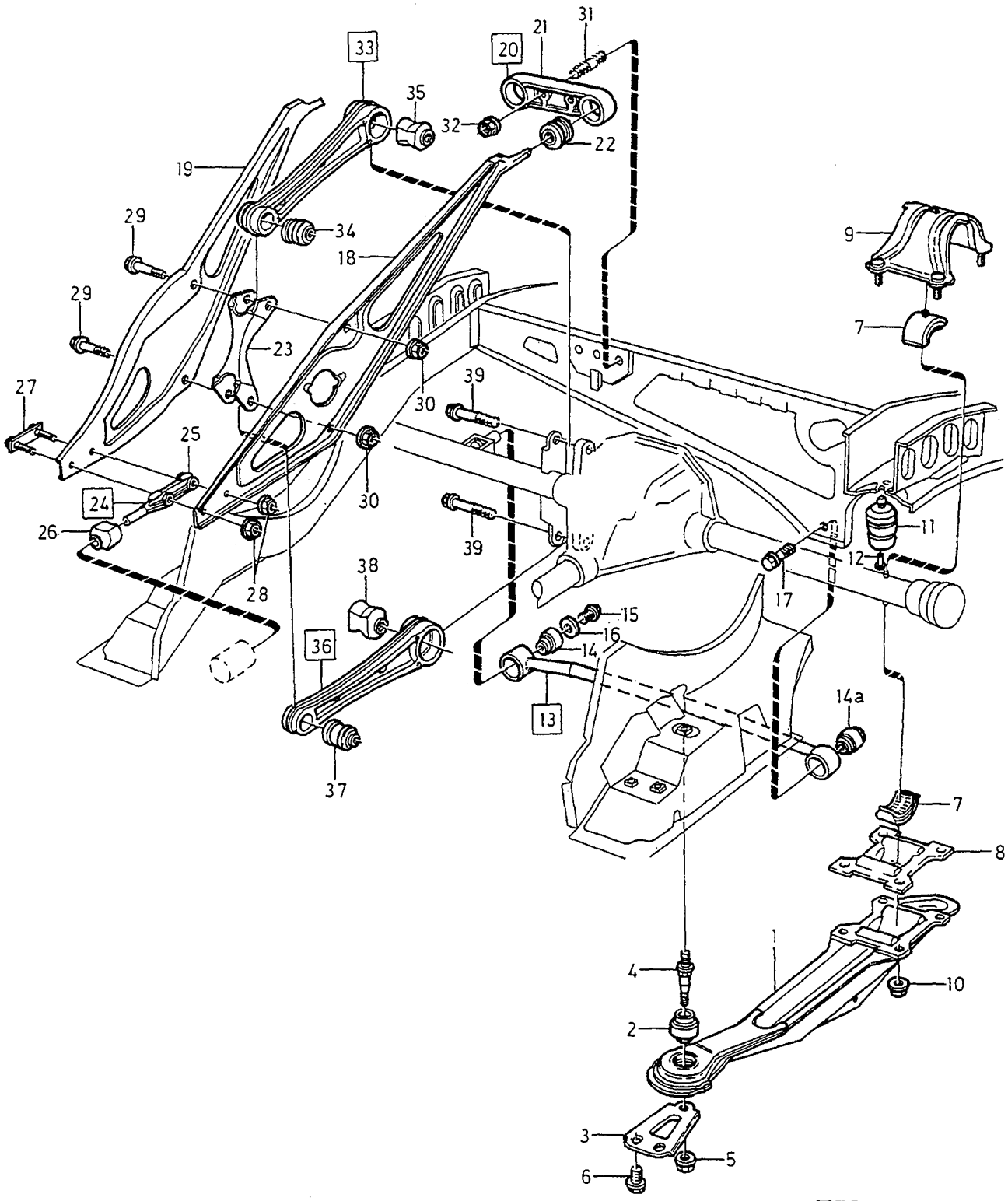

VOLVO
Genuine Parts
PV650 38774

A
B
C
D
E

REAR SUSPENSION — BAKAXELUPPHÄNGNING

Group / Grupp 65

Page / Sida 817

-1987

Fig	Part No. Artikel nr	Quantity / Antal A	B	C	D	E	P S	Description	Benämning	Notes Anmärkning	S R
1	1359114-4	1	-	-	-	-		Support arm	Bärarm		4
2	1273628-6	2	-	-	-	-		• Bushing	• Bussning		2
3	1272100-7	2	-	-	-	-		Bracket	Konsol		4
☆ 4	6819053-7	2	-	-	-	-		Stud	Pinnskruv		2
5	971099-7	2	-	-	-	-		Flange lock nut	Flänslåsmutter	(949280)	2
6	946471-0	4	-	-	-	-		Flange screw	Flänsskruv		2
7	1272399-5	4	-	-	-	-		Bearing shell	Lagerskål		2
8	1359109-4	2	-	-	-	-		Spacer	Mellanlägg		4
9	1330830-9	2	-	-	-	-		Cap	Överfall		4
10	971098-9	8	-	-	-	-		Flange lock nut	Flänslåsmutter	(949279)	2
11	1330853-1	2	-	-	-	-		Bump rubber	Bumpgummi		2
12		2	-	-	-	-	NS	Plug	Plugg		
13	1359559-0	1	-	-	-	-		Cross stay	Tvärstag		4
14	1330427-4	1	-	-	-	-		• Bushing	• Bussning		2
14a	1330973-7	1	-	-	-	-		• Bushing	• Bussning	(1229715)	2
15	946817-4	1	-	-	-	-		Flange screw	Flänsskruv		2
16	120804-0	1	-	-	-	-		Washer	Bricka		2
17	973962-4	1	-	-	-	-		Screw	Skruv	(966673)	2
18	1329912-8	1	-	-	-	-		Frame, l.h.	Ram, v		4
19	1329913-6	1	-	-	-	-		Frame, r.h.	Ram, h		4
20	1329951-6	1	-	-	-	-		Bracket	Konsol		4
21		1	-	-	-	-	NS	• Bracket	• Konsol		
22	1229873-3	2	-	-	-	-		• Bushing	• Bussning		2
23	1273335-8	1	-	-	-	-		Reinforcement	Förstärkning		4
24	1329716-3	1	-	-	-	-		Pin	Tapp		3
25		1	-	-	-	-	NS	• Pin	• Tapp		
26		1	-	-	-	-	NS	• Bushing	• Bussning		
27	1273683-1	1	-	-	-	-		Screw plate	Skruvplatta		2
28	971099-7	2	-	-	-	-		Flange lock nut	Flänslåsmutter	(949280)	2
29	966365-9	2	-	-	-	-		Flange screw	Flänsskruv	(965243)	2
30	971100-3	2	-	-	-	-		Flange lock nut	Flänslåsmutter	(949875)	2
31	1273592-4	2	-	-	-	-		Stud	Pinnskruv		2
32	971095-5	2	-	-	-	-		Flange nut	Flänsmutter	(945409)	3
33	1329592-8	1	-	-	-	-		Torque rod	Momentstag	LG 338 mm	4
34	1229608-3	1	-	-	-	-		• Bushing	• Bussning		2
35	1272306-0	1	-	-	-	-		• Bushing	• Bussning		2
36	1329593-6	1	-	-	-	-		Torque rod	Momentstag	LG 404 mm	4
37	1229608-3	1	-	-	-	-		• Bushing	• Bussning		2
38	1272306-0	1	-	-	-	-		• Bushing	• Bussning		2
39	968940-7	2	-	-	-	-		Screw	Skruv		2

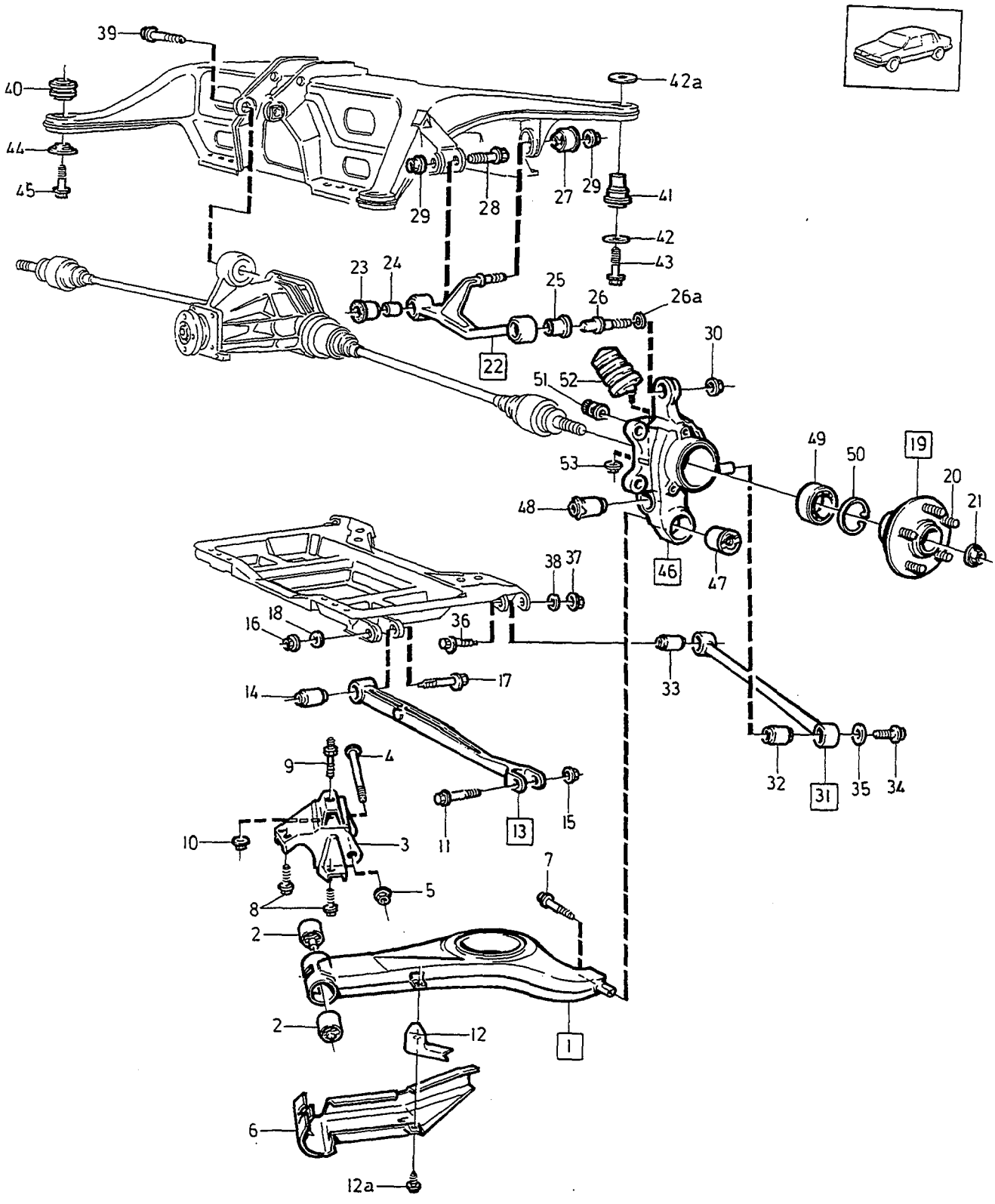

VOLVO
Genuine Parts
PV 650 55642

A
B
C
D
E

REAR SUSPENSION — BAKAXELUPPHÄNGNING

Group / Grupp 65

Page / Sida 819

1) 1988-

Fig	Part No. Artikel nr	Quantity / Antal A	B	C	D	E	PS	Description	Benämning	Notes Anmärkning	SR
		-	-	-	-	-		Notes	Anmärkning	2)	
1	3530912-9	1	-	-	-	-		Support arm, l.h.	Bärarm, v	(1387216)	4
	3530913-7	1	-	-	-	-		Support arm, r.h.	Bärarm, h	(1387217)	4
2	1387472-2	2	-	-	-	-		•Bushing	•Bussning		2
3	1387145-4	1	-	-	-	-		Bracket, l.h.	Konsol, v		4
	1387146-2	1	-	-	-	-		Bracket, r.h.	Konsol, h		4
4	3516456-5	2	-	-	-	-		Screw	Skruv		3
5	969306-0	2	-	-	-	-		Flange lock nut	Flänslåsmutter		2
6	3530916-0	1	-	-	-	-		Protecting plate, l.h.	Skyddsplåt, v	(1387595)	4
	3530917-8	1	-	-	-	-		Protecting plate, r.h.	Skyddsplåt, h	(1387596)	4
7	968797-1	2	-	-	-	-		Screw	Skruv		2
8	967731-1	6	-	-	-	-		Screw	Skruv		2
9	1387535-6	2	-	-	-	-		Screw	Skruv		3
10	971099-7	2	-	-	-	-		Flange lock nut	Flänslåsmutter		2
11	968446-5	2	-	-	-	-		Screw	Skruv		2
12	1387823-6	1	-	-	-	-		Protecting plate, l.h.	Skyddsplåt, v	REPL 1 PCS 6819042-0	4
	1387824-4	1	-	-	-	-		Protecting plate, r.h.	Skyddsplåt, h		4
12a	945970-2	2	-	-	-	-		Screw	Skruv		2
13	3530450-0	2	-	-	-	-		Link arm, lower	Länkarm, undre	(1387261)	4
14	1359243-1	1	-	-	-	-		•Bushing	•Bussning		2
15	971099-7	2	-	-	-	-		Flange lock nut	Flänslåsmutter		2
16	971099-7	2	-	-	-	-		Flange lock nut	Flänslåsmutter		2
17	3516379-9	2	-	-	-	-		Screw	Skruv		3
18	3516377-3	2	-	-	-	-		Eccentric washer	Excenterbricka		3
19	1387180-1	2	-	-	-	-		Hub	Nav		3
20	3516057-1	5	-	-	-	-		•Wheel stud	•Hjulbult		2
21	1387218-9	2	-	-	-	-		Flange lock nut	Flänslåsmutter		2
22	1387206-4	1	-	-	-	-		Link arm, l.h.	Länkarm, v		4
	1387207-2	1	-	-	-	-		Link arm, r.h.	Länkarm, h		4
23	1387226-2	1	-	-	-	-		•Bushing	•Bussning		2
24		1	-	-	-	-	NS	••Sleeve	••Hylsa		
25	1387757-6	1	-	-	-	-		•Bushing	•Bussning		2
26		1	-	-	-	-	NS	••Pin	••Tapp		
26a	1387758-4	X	-	-	-	-		Adjusting washer	Justerbricka	THK 1 mm	3
	1387783-2	X	-	-	-	-		Adjusting washer	Justerbricka	THK 0,5 mm	3
27	1359255-5	2	-	-	-	-		Bushing	Bussning		2
28	965195-1	2	-	-	-	-		Flange screw	Flänsskruv	(968443)	2
29	971099-7	4	-	-	-	-		Flange lock nut	Flänslåsmutter		2
30	971100-3	2	-	-	-	-		Flange lock nut	Flänslåsmutter		2
31	1387260-1	2	-	-	-	-		Stay	Stag		5
32	1359237-3	1	-	-	-	-		•Bushing	•Bussning		2
33	1359238-1	1	-	-	-	-		•Bushing	•Bussning		2
34	949708-2	2	-	-	-	-		Screw	Skruv		2
35	947355-4	2	-	-	-	-		Washer	Bricka		2
36	3516378-1	2	-	-	-	-		Screw	Skruv		3
37	971099-7	2	-	-	-	-		Flange lock nut	Flänslåsmutter		2
38	3516377-3	2	-	-	-	-		Eccentric washer	Excenterbricka		3
39	966366-7	3	-	-	-	-		Flange screw	Flänsskruv		2
40	1387801-2	2	-	-	-	-		Bushing	Bussning		2
41	3516002-7	2	-	-	-	-		Bushing	Bussning		2
☆ 42	947356-2	2	-	-	-	-		Washer	Bricka	(1387057)	2
42a	120804-0	2	-	-	-	-		Washer	Bricka		2
43	973933-5	2	-	-	-	-		Flange screw	Flänsskruv		2
44	3516003-5	2	-	-	-	-		Washer	Bricka		4
45	968806-0	2	-	-	-	-		Screw	Skruv		2
46	1387755-0	1	-	-	-	-		Bearing housing, l.h.	Lagerhus, v		4
	1387756-8	1	-	-	-	-		Bearing housing, r.h.	Lagerhus, h		4
47	1359244-9	1	-	-	-	-		•Bushing	•Bussning		2

1) See product sign for marking. / För märkning se produktskylt.
2) Ch.type; Chassis typ. For chassis type, see service plate. / CH TYPE; Chassityp. För chassityp se serviceskylten.

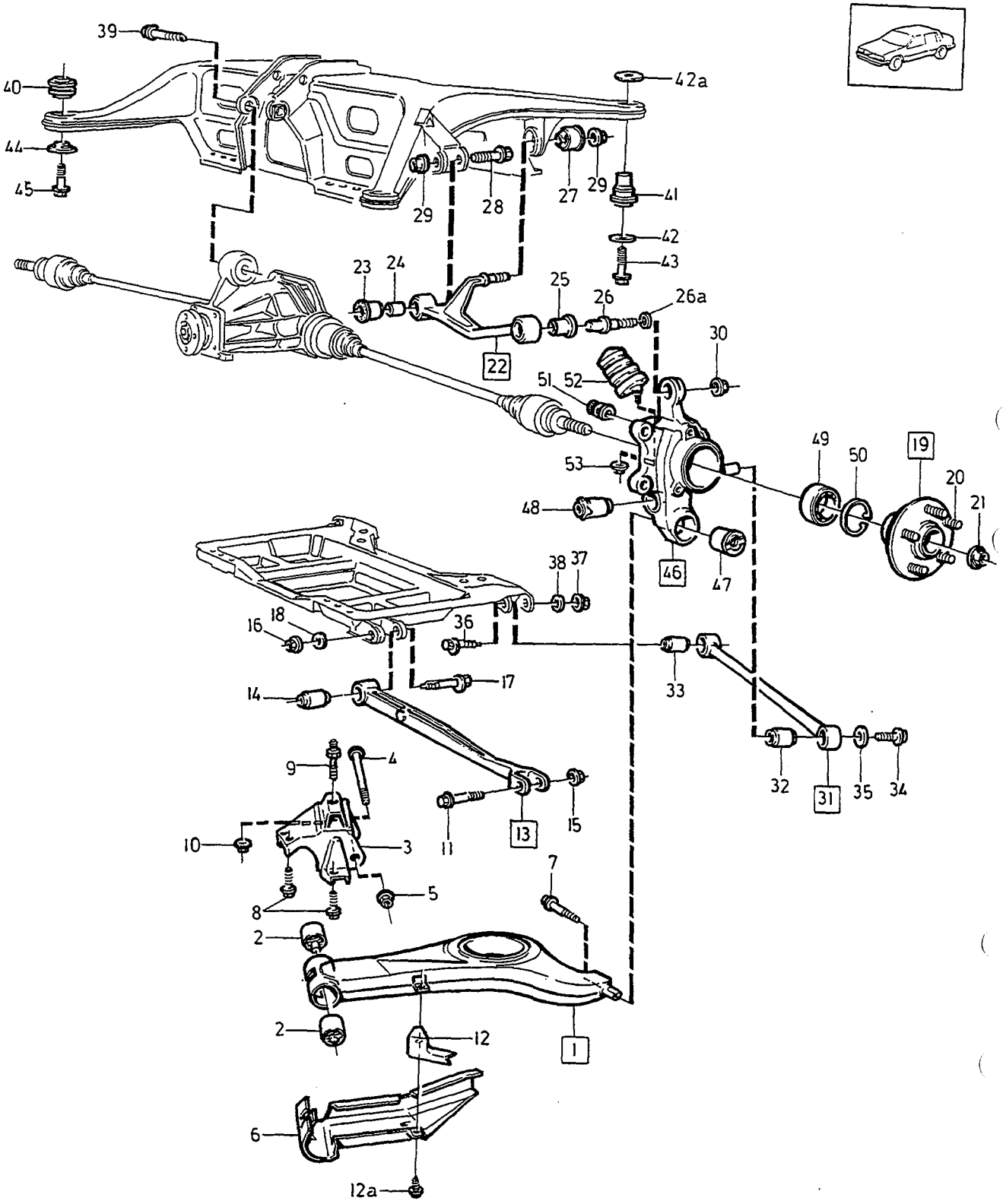

VOLVO
Genuine Parts
PV 650 55642

A		REAR SUSPENSION BAKAXELUPPHÄNGNING	Group Grupp 65
B			
C			
D			Page Sida 821
E		1) 1988-	

Fig	Part No. Artikel nr	Quantity / Antal A	B	C	D	E	PS	Description	Benämning	Notes Anmärkning	SR
48	1387913-5	1	-	-	-	-		•Bushing	•Bussning		2
49	1387203-1	1	-	-	-	-		•Wheel bearing	•Hjullager		2
50	914542-6	1	-	-	-	-		•Retaining ring	•Spårring		2
51	3516653-7	1	-	-	-	-		•Retainer	•Hållare		4
52	1387181-9	2	-	-	-	-		Bump rubber	Bumpgummi	3) CH TYPE: -971, -972, -974,-975,-976. MARKED: 6	2
53	948645-7	2	-	-	-	-		Flange lock nut	Flänslåsmutter		2

1) See product sign for marking. / För märkning se produktskylt.
3) Marking introduced on model year 1990-. / Märkning införd årsmodell 1990-.

SPRINGS AND WHEELS / FJÄDRING OCH HJUL

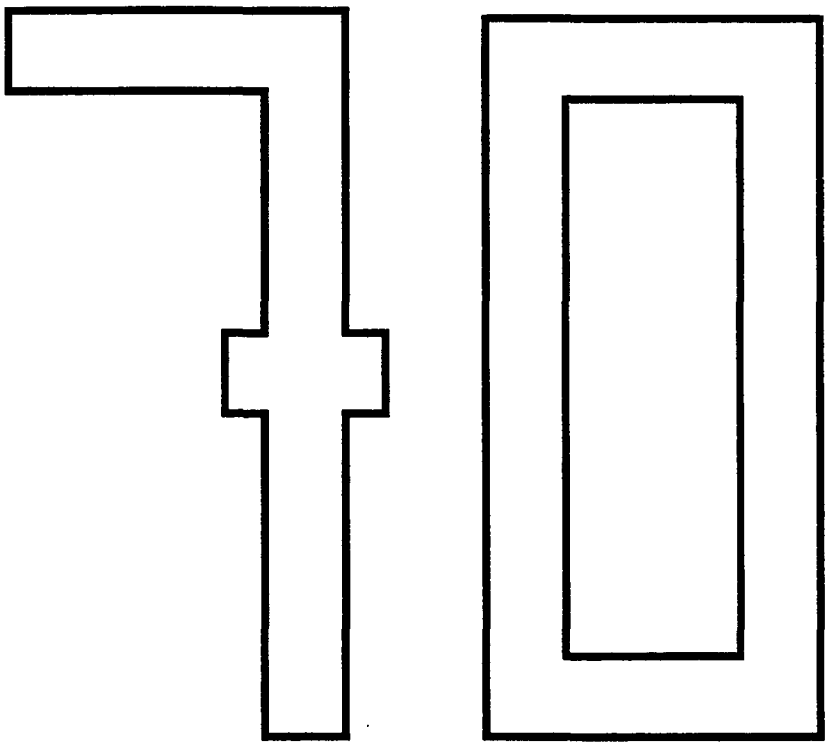

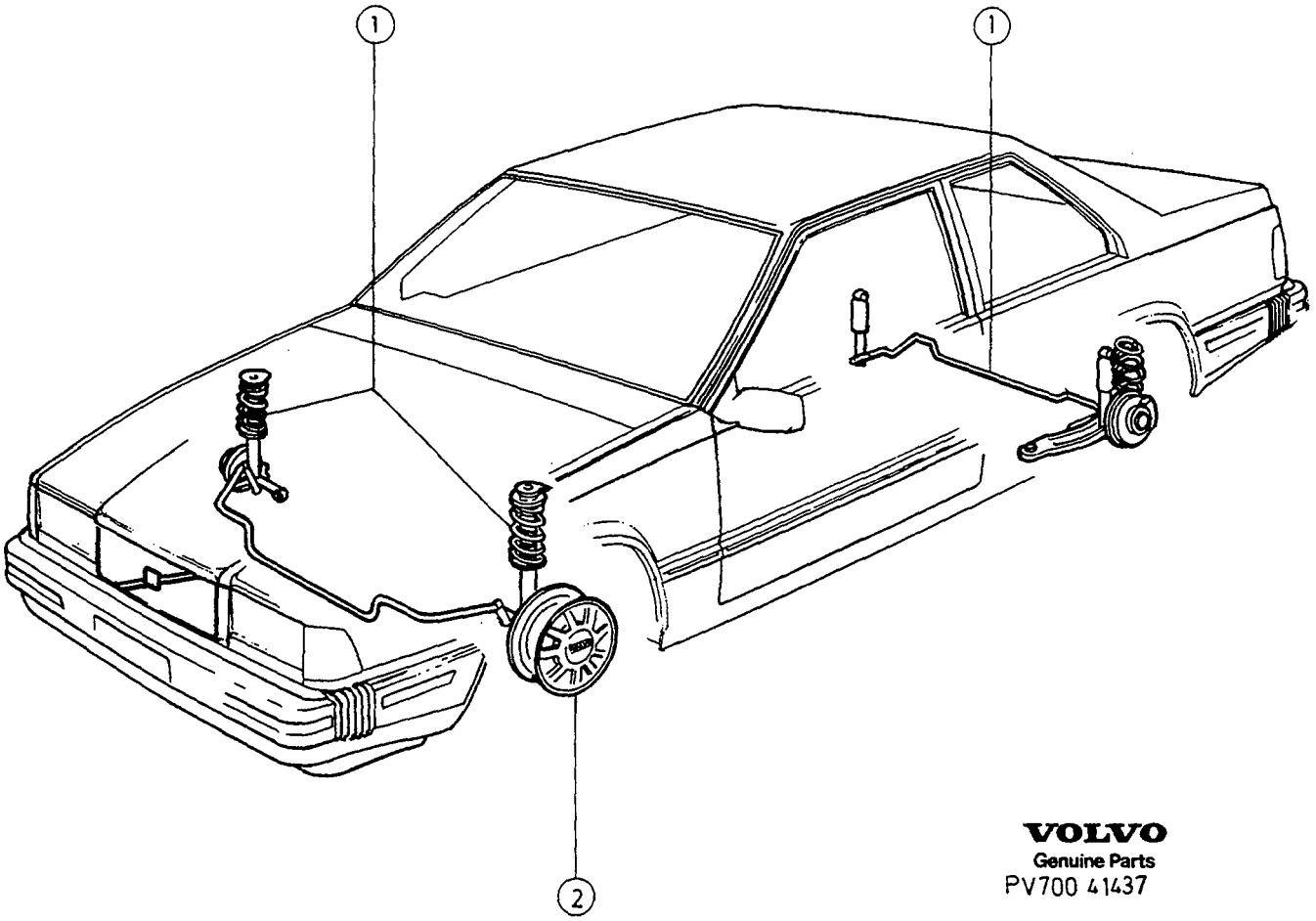

VOLVO
Genuine Parts
PV700 41437

GROUP INDEX
SPRINGS AND WHEELS

GRUPP INDEX
FJÄDRING OCH HJUL

Group
Grupp
70

Page
Sida
825

Fig	Description	Benämning	Notes Anmärkning
	SUB GROUP 72	**UNDERGRUPP 72**	
1	Springs and wheels	Fjädring och hjul	SEE 72•827
	SUB GROUP 77	**UNDERGRUPP 77**	
2	Wheel	Hjul	SEE 77•839

SPRINGS AND WHEELS / FJÄDRING OCH HJUL

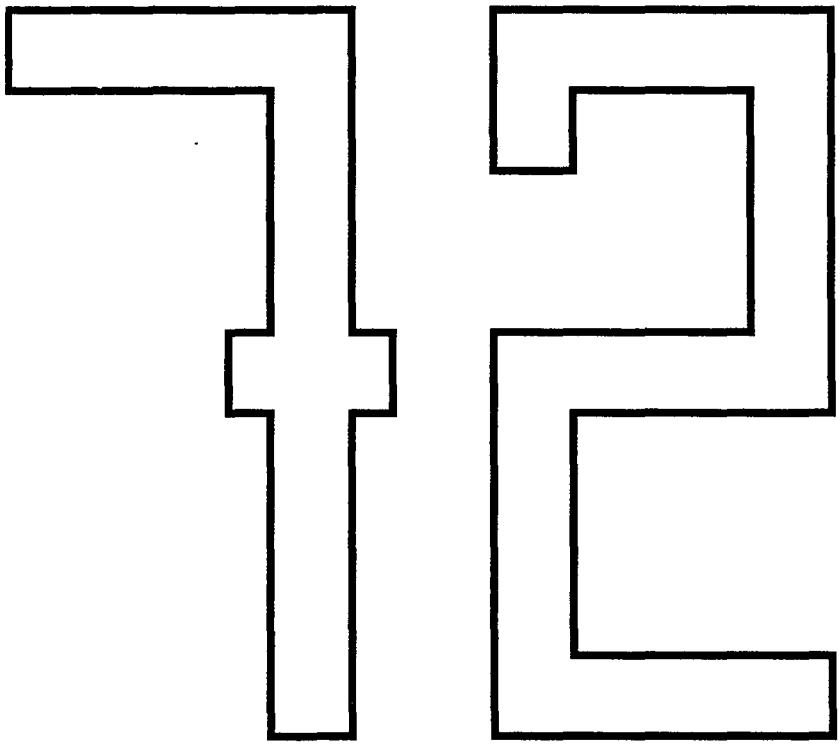

A
B
C
D
E

SUB GROUP
SPRINGS AND WHEELS

UNDERGRUPP
FJÄDRING OCH HJUL

Group
Grupp
72

Page
Sida
827

Fig	Part No. Artikel nr	Quantity / Antal A	B	C	D	E	PS	Description	Benämning	Notes Anmärkning	SR
		-	-	-	-	-		Front suspension	Framfjädring	SEE 72•829	
		-	-	-	-	-		Rear suspension ..... -1987	Bakfjädring ..... -1987	SEE 72•833	
		-	-	-	-	-		Rear suspension 1988-	Bakfjädring 1988-	SEE 72•835	
		-	-	-	-	-		Repair kits shock absorbers front	Reparationssats Stötdämpare främre	SEE 72•837	

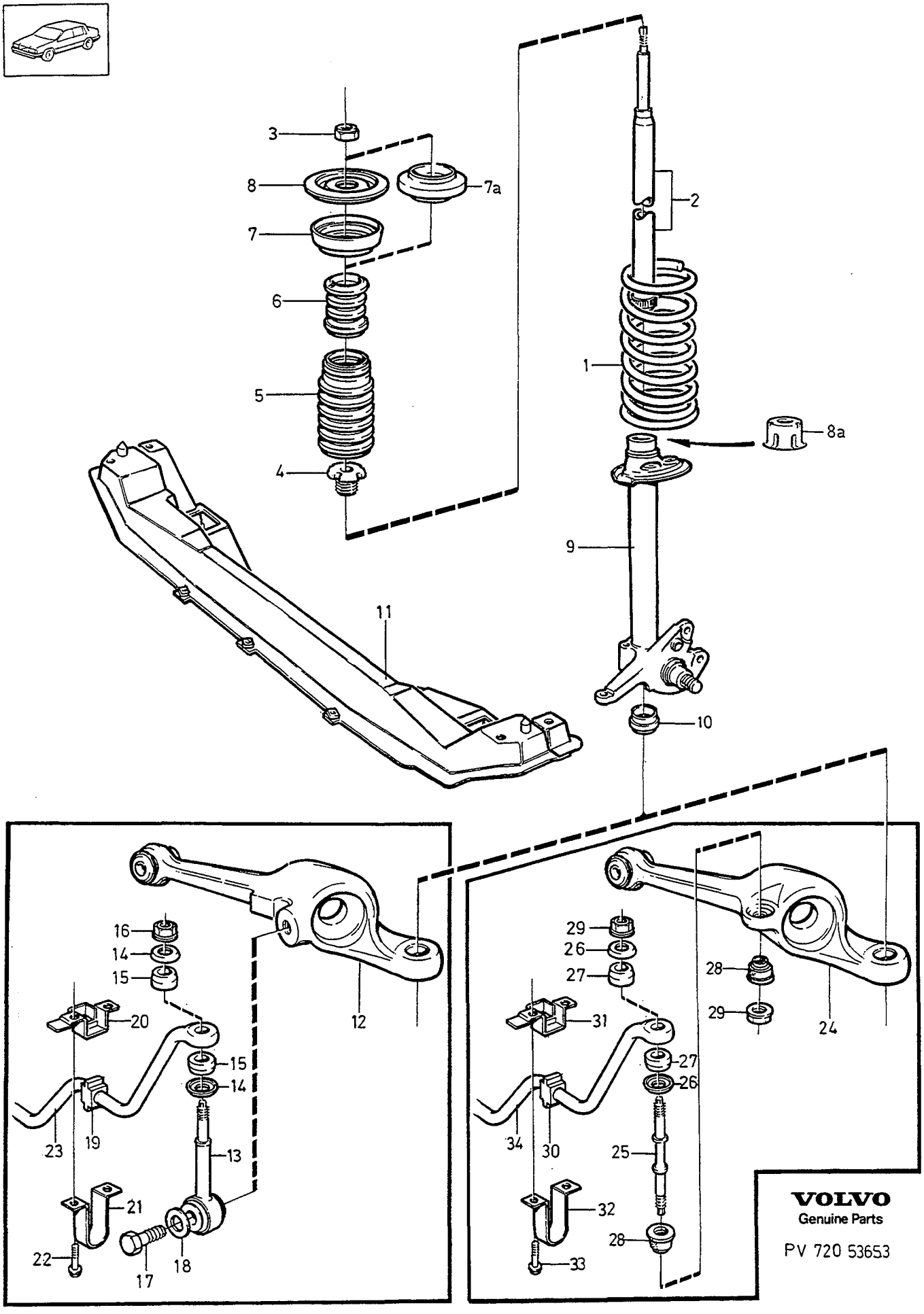

VOLVO
Genuine Parts

PV 720 53653

A
B
C
D
E

FRONT SUSPENSION — FRAMFJÄDRING

Group / Grupp 72

Page / Sida 829

1) 2)

Fig	Part No. / Artikel nr	Quantity / Antal A	B	C	D	E	PS	Description	Benämning	Notes / Anmärkning	SR
1	1387679-2	2	-	-	-	-		Spring	Fjäder	-1987. CH TYPE:-961,-962,-963,-982.	3
	1387678-4	2	-	-	-	-		Spring	Fjäder	3) 1988- CH TYPE: -971,-972,-975,-976. MARKED: E2, A5.	3
	1387679-2	2	-	-	-	-		Spring	Fjäder	3) 1988-. CH TYPE:-974. MARKED: EC, A6.	3
2	3516442-5	2	-	-	-	-		Shock absorber	Stötdämpare	4) 3) MARKED: EC, E2.	6
	271105-9	2	-	-	-	-		Shock absorber kit	Stötdämparsats	5) SEE 72•837	1
		1	-	-	-	-	KN	•Shock absorber	•Stötdämpare		
	3530274-4	2	-	-	-	-		Shock absorber	Stötdämpare	MARKED: A5, A6.	3
3	945884-5	1	-	-	-	-		•Lock nut	•Låsmutter		2
4	1273775-5	2	-	-	-	-		Fitting	Förskruvning	(1205777)	3
5	1387735-2	2	-	-	-	-		Bellows	Bälg	6) (1273848)	2
	1387735-2	2	-	-	-	-		Bellows	Bälg	7)	2
6	1359040-1	2	-	-	-	-		Bump rubber	Bumpgummi		2
7	1329385-7	2	-	-	-	-		Spacer	Mellanlägg	-1987	3
7a	1387108-2	2	-	-	-	-		Spring seat	Fjädersäte	1988-	3
8	1359654-9	2	-	-	-	-		Spring seat	Fjädersäte	-1987	3
8a	1387734-5	2	-	-	-	-		Protecting cap	Skyddshuv	1988-	2
9		-	-	-	-	-		Spring strut	Fjäderben	SEE 61•781	
10	1229423-7	2	-	-	-	-		Seat	Säte		3
11		-	-	-	-	-		Front axle member	Framaxelbalk	SEE 61•781	
12		-	-	-	-	-		Link arm steel	Länkarm stål	SEE 61•781	
13	3530230-6	2	-	-	-	-		Rod	Stång	(1229391)	3
14	1229303-1	4	-	-	-	-		Washer	Bricka		2
15	1205991-1	4	-	-	-	-		Bushing	Bussning		2
16	971098-9	2	-	-	-	-		Flange lock nut	Flänslåsmutter		2
17	970973-4	2	-	-	-	-		Screw	Skruv	(955343)	2
18	966814-6	2	-	-	-	-		Washer	Bricka	ALTER	2
19	1273184-0	2	-	-	-	-		Bushing	Bussning	-1990.	2
	3530525-9	2	-	-	-	-		Bushing	Bussning	1991-.	2
20	1359391-8	2	-	-	-	-		Brace	Bygel	-1990.	3
	3530506-9	2	-	-	-	-		Brace	Bygel	1991-.	3
21	1330185-8	2	-	-	-	-		Clamp	Klamma	-1990.	3
	3530286-8	2	-	-	-	-		Clamp	Klamma	1991-.	3
22	946329-0	4	-	-	-	-		Flange screw	Flänsskruv		2
23	1330219-5	1	-	-	-	-		Anti-roll bar	Krängningshämmare	-1987 CH TYPE:-962,-963. O.DIA 21 mm	4
	1330221-1	1	-	-	-	-		Anti-roll bar	Krängningshämmare	-1987 CH TYPE:-982,-961. O.DIA 21 mm	4
24		-	-	-	-	-		Link arm aluminium alloy	Länkarm aluminium	SEE 61•781	
25	1329395-6	2	-	-	-	-		Rod	Stång		3
26	948823-0	4	-	-	-	-		Washer	Bricka		2
27	1205991-1	4	-	-	-	-		Bushing	Bussning		2
28	3530223-1	4	-	-	-	-		Bushing	Bussning		2
29	971098-9	4	-	-	-	-		Flange lock nut	Flänslåsmutter		2

1) Ch.type; Chassis typ. For chassis type, see service plate. / CH TYPE; Chassityp. För chassityp se serviceskylten.
2) See product sign for marking. / För märkning se produktskylt.
3) Marking introduced on model year 1990-. / Märkning införd årsmodell 1990-.
4) CH TYPE:-971,-972,-973,-974,-975,-976.
5) CH TYPE:-961,-962,-963,-982.
6) CH -6499.
7) CH 6793-

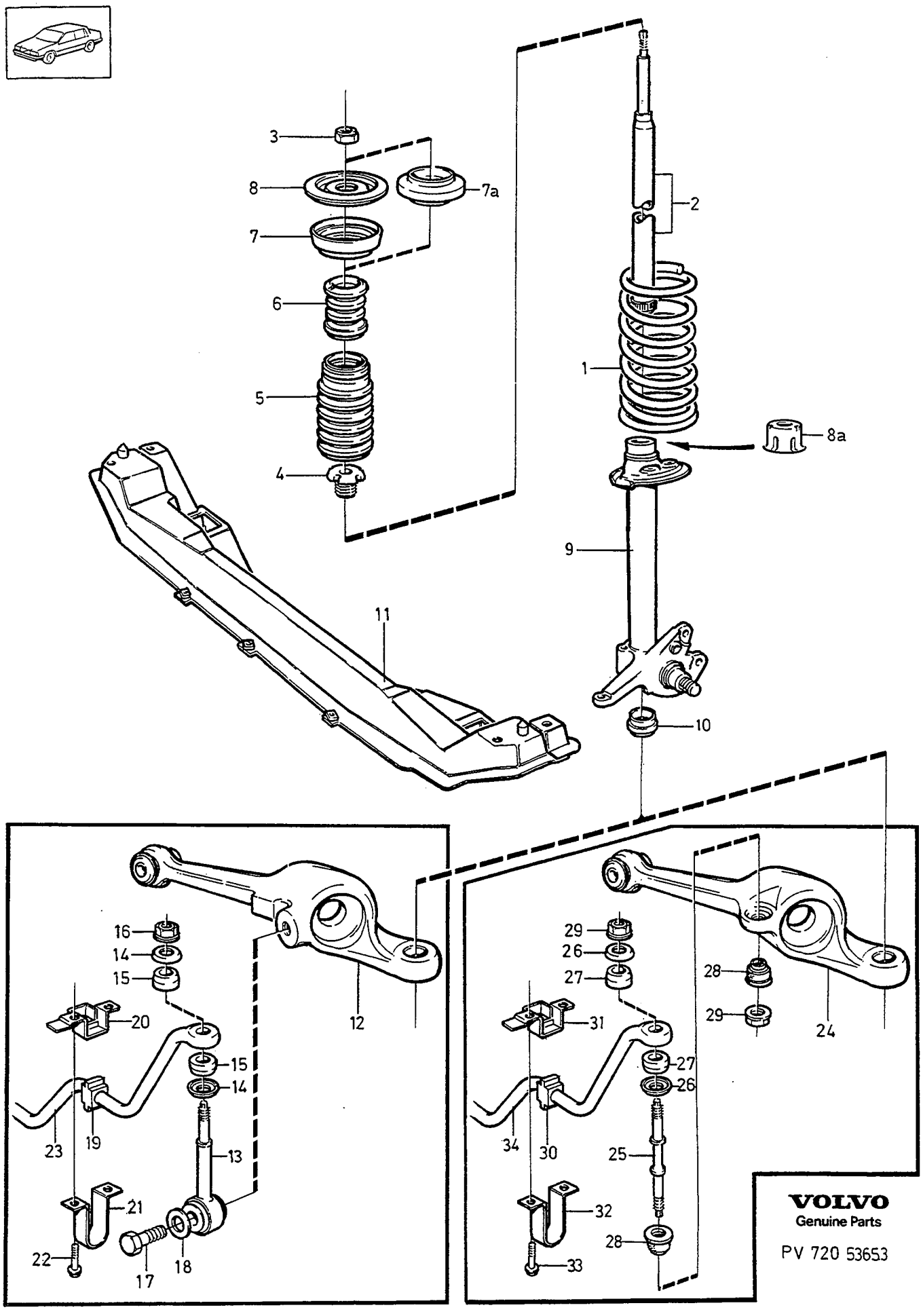

VOLVO
Genuine Parts

PV 720 53653

A
B
C
D
E

FRONT SUSPENSION FRAMFJÄDRING

Group Grupp 72

Page Sida 831

1) 2)

Fig	Part No. Artikel nr	Quantity / Antal A	B	C	D	E	PS	Description	Benämning	Notes Anmärkning	SR
30	1273184-0	2	-	-	-	-		Bushing	Bussning	-1990.	2
	3530525-9	2	-	-	-	-		Bushing	Bussning	1991-.	2
31	1359391-8	2	-	-	-	-		Brace	Bygel	-1990.	3
	3530506-9	2	-	-	-	-		Brace	Bygel	1991-.	3
32	1330185-8	2	-	-	-	-		Clamp	Klamma	-1990.	3
	3530286-8	2	-	-	-	-		Clamp	Klamma	1991-.	3
33	946329-0	4	-	-	-	-		Flange screw	Flänsskruv		2
34	1330219-5	1	-	-	-	-		Anti-roll bar	Krängningshämmare	-1987 CH TYPE:-962,-963.	4
	(3516446)	1	-	-	-	-	SP	Anti-roll bar	Krängningshämmare	3) 1988-1990 CH TYPE:-972,-975. MARKED: B REPL 1 PCS 1359807-3, 1 PCS 1273615-3.	4
	(3516447)	1	-	-	-	-	SP	Anti-roll bar	Krängningshämmare	3) 1988-1990 CH TYPE: 971,-974,-976. MARKED: A REPL 1 PCS 1359808-1, 1 PCS 1273615-3.	4
	3530276-9	1	-	-	-	-		Anti-roll bar	Krängningshämmare	1991-. MARKED: 7	4
	3530277-7	1	-	-	-	-		Anti-roll bar	Krängningshämmare	1991-. MARKED: 8	4

1) Ch.type; Chassis typ. For chassis type, see service plate. / CH TYPE; Chassityp. För chassityp se serviceskylten.
2) See product sign for marking. / För märkning se produktskylt.
3) Marking introduced on model year 1990-. / Märkning införd årsmodell 1990-.

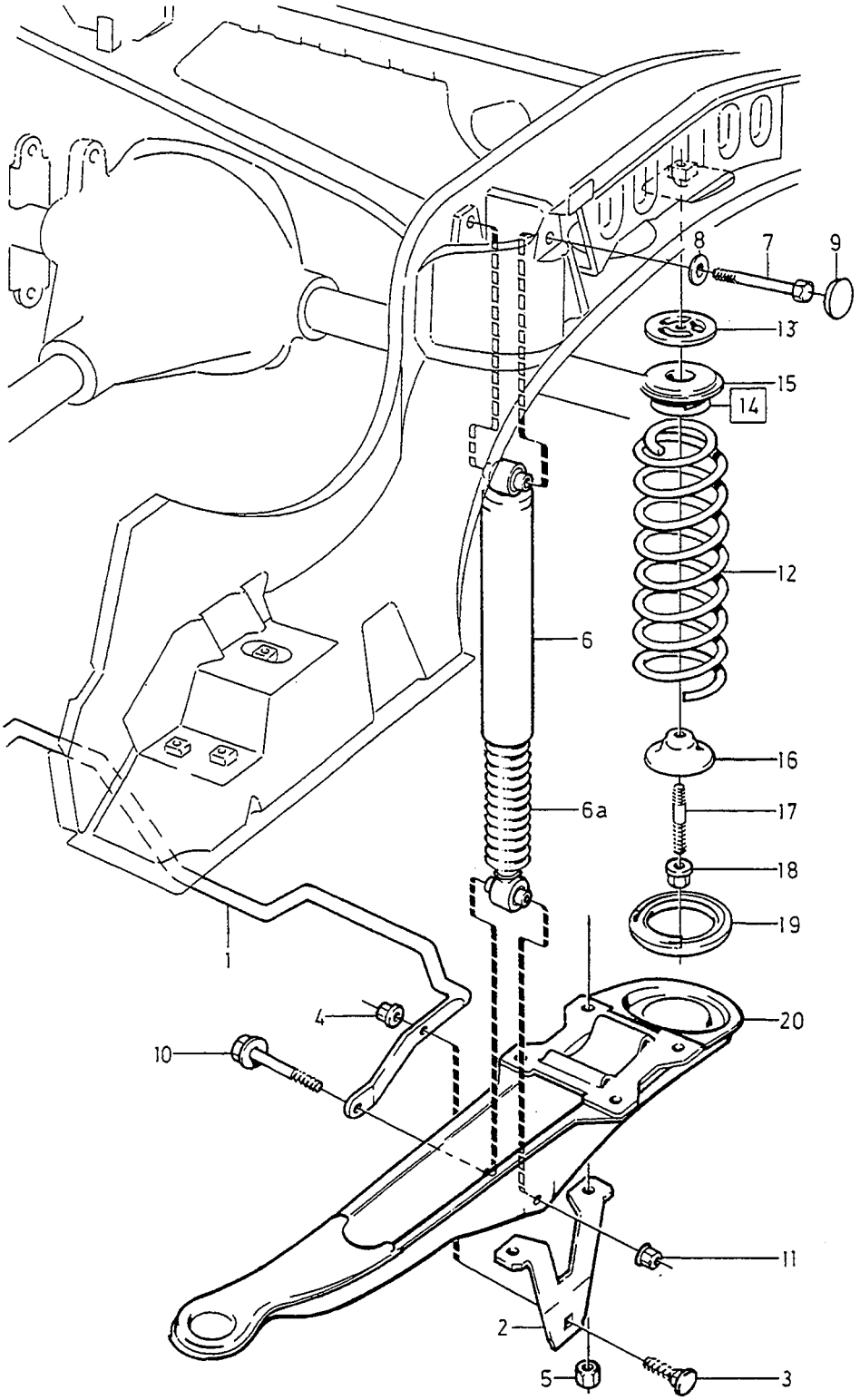

VOLVO PARTS
PV 720 38602

A
B
C
D
E

REAR SUSPENSION — BAKFJÄDRING

Group / Grupp: 72

Page / Sida: 833

-1987

	Fig	Part No. Artikel nr	Quantity / Antal A	B	C	D	E	PS	Description	Benämning	Notes Anmärkning	SR
			-	-	-	-	-		Notes	Anmärkning	1)	
☆	1	3516572-9	1	-	-	-	-		Anti-roll bar	Krängningshämmare	(1273991) CH TYPE:-961,-962,-963, -982.	4
	2	1272960-4	2	-	-	-	-		Bracket	Konsol		4
	3	947292-9	2	-	-	-	-		Screw	Skruv		2
	4	971095-5	2	-	-	-	-		Flange nut	Flänsmutter	(945409)	3
	5		-	-	-	-	-		Nut	Mutter	SEE 65•817	
	6	1330332-6	2	-	-	-	-		Shock absorber	Stötdämpare	CH TYPE:-961,-963.	1
		1329504-3	2	-	-	-	-		Shock absorber	Stötdämpare	CH TYPE:-962,-982.	1
	6a	1387105-8	2	-	-	-	-		Rubber bellows	Gummibälg		2
☆	7	974258-6	2	-	-	-	-		Flange screw	Flänsskruv	(1359098)	2
	8	955897-4	2	-	-	-	-		Washer	Bricka		2
☆	9	974688-4	2	-	-	-	-		Plug	Plugg		3
	10	967760-0	2	-	-	-	-		Screw	Skruv		2
	11	971099-7	2	-	-	-	-		Flange lock nut	Flänslåsmutter	(949280)	2
	12	1273759-9	2	-	-	-	-		Rear spring	Bakfjäder		3
	13	1273811-8	2	-	-	-	-		Spacer washer	Distansbricka		2
	14	1273754-0	2	-	-	-	-		Spacer	Mellanlägg		4
	15		1	-	-	-	-	NS	•Washer	•Bricka		
	16	1329879-9	2	-	-	-	-		Spring anchorage	Fjäderfäste		4
	17	1273592-4	2	-	-	-	-		Stud	Pinnskruv		2
☆	18	969322-7	2	-	-	-	-		Flange nut	Flänsmutter	(1272310)	2
	19	1329986-2	2	-	-	-	-		Spacer	Mellanlägg		3
	20		-	-	-	-	-		Support arm	Bärarm	SEE 65•817	

1) Ch.type; Chassis typ. For chassis type, see service plate. / CH TYPE; Chassityp. För chassityp se serviceskylten.

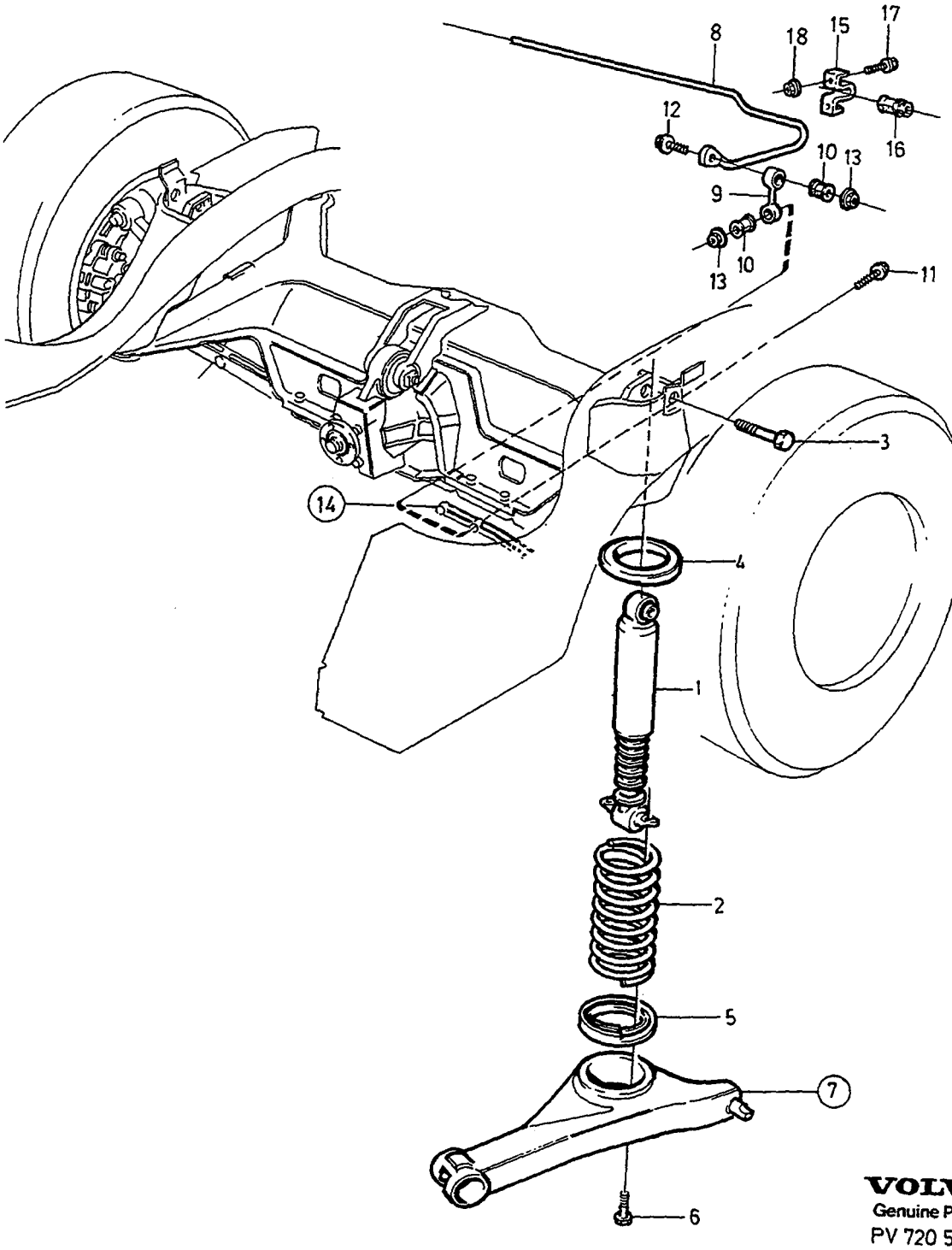

VOLVO
Genuine Parts
PV 720 54102

A
B
C
D
E

REAR SUSPENSION BAKFJÄDRING

Group / Grupp 72

Page / Sida 835

1) 1988-

Fig	Part No. Artikel nr	Quantity / Antal A	B	C	D	E	P S	Description	Benämning	Notes Anmärkning	S R
1	3516668-5	2	-	-	-	-		Shock absorber	Stötdämpare	2) 3) MARKED: H. -1990	1
	3530283-5	2	-	-	-	-		Shock absorber	Stötdämpare	MARKED: M. 1991-	1
2	1387836-8	2	-	-	-	-		Rear spring	Bakfjäder	4) 3) MARKED: 9	3
☆ 3	974258-6	2	-	-	-	-		Flange screw	Flänsskruv	(1359098)	2
4	1359283-7	2	-	-	-	-		Spring seat	Fjädersäte		3
☆ 5	3530737-0	2	-	-	-	-		Spring seat	Fjädersäte		3
6	967731-1	4	-	-	-	-		Screw	Skruv		2
7		2	-	-	-	-		Support arm	Bärarm	SEE 65•819	
8	3530751-1	1	-	-	-	-		Anti-roll bar	Krängningshämmare		4
9	3530304-9	2	-	-	-	-		Link	Länk		3
10	1205926-7	2	-	-	-	-		•Bushing	•Bussning		2
11		2	-	-	-	-	NS	Flange screw	Flänsskruv		
12		2	-	-	-	-	NS	Flange screw	Flänsskruv		
13	971098-9	4	-	-	-	-		Flange lock nut	Flänslåsmutter		2
14		2	-	-	-	-		Control arm, lower	Länkarm, undre	SEE 65•819	
15	3530749-5	2	-	-	-	-		Clamp	Klamma		3
16	3530750-3	2	-	-	-	-		Support plate	Lagring		4
17	945444-8	4	-	-	-	-		Flange screw	Flänsskruv		2
18	971098-9	4	-	-	-	-		Flange lock nut	Flänslåsmutter		2

1) See product sign for marking. / För märkning se produktskylt.
2) CH TYPE:-971,-972,-973,-974,-975,-976.
3) Marking introduced on model year 1990-. / Märkning införd årsmodell 1990-.
4) CH TYPE:-971,-972,-974,-975,-976.

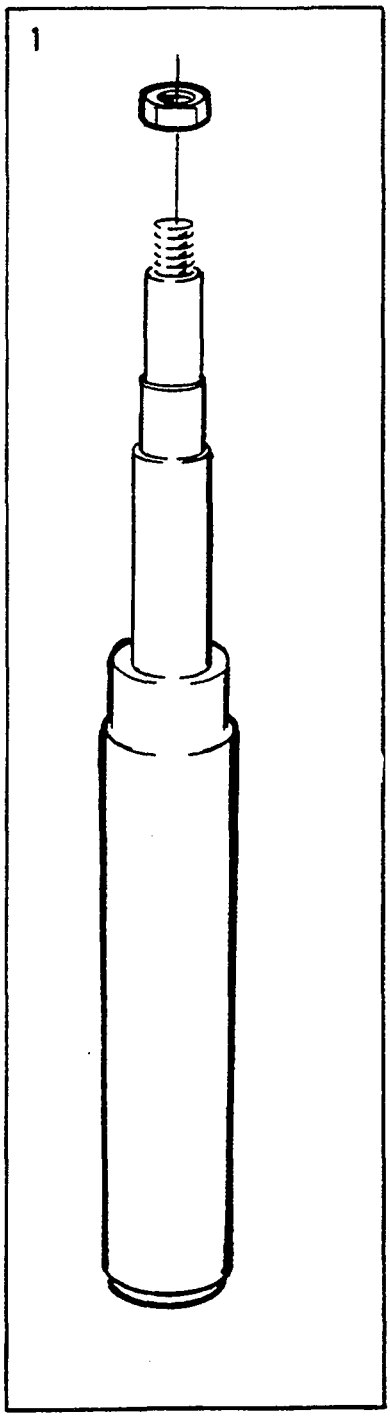

VOLVO PARTS
1 101 36591
(111:5)

A		REPAIR KITS SHOCK ABSORBERS FRONT	REPARATIONSSATS STÖTDÄMPARE FRÄMRE	Group Grupp 72
B				
C				Page Sida 837
D				
E				

Fig	Part No. Artikel nr	Quantity / Antal					P S	Description	Benämning	Notes Anmärkning	S R
		A	B	C	D	E					
1	271105-9	1	-	-	-	-		Shock absorber kit	Stötdämparsats	MARKED 1329648	1

WHEEL / HJUL

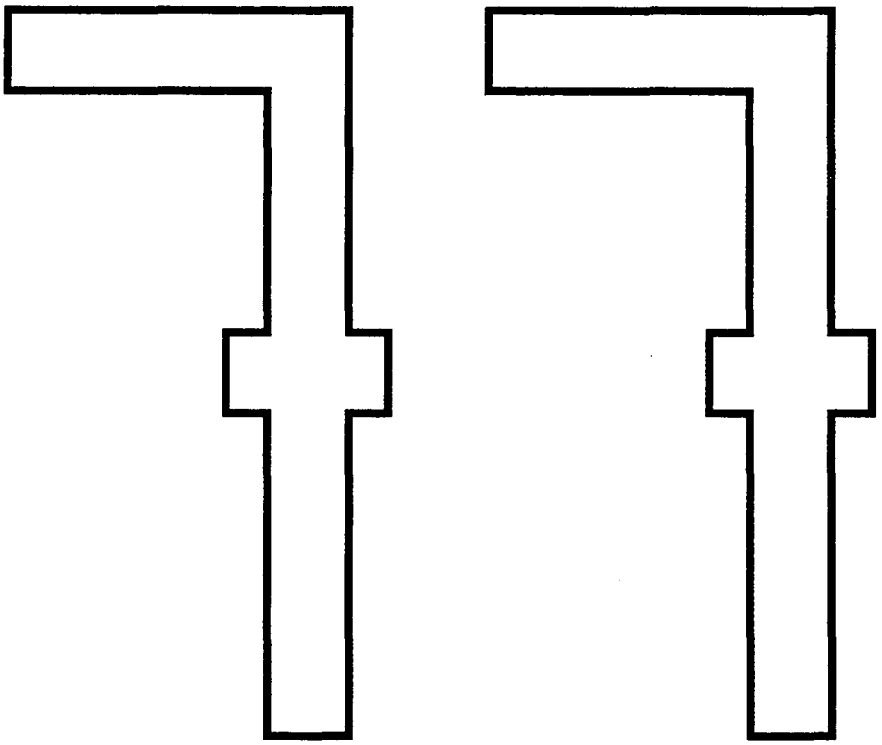

A B C D E		SUB GROUP WHEEL	UNDERGRUPP HJUL	Group Grupp 77 Page Sida 839

Fig	Part No. Artikel nr	Quantity / Antal A	B	C	D	E	P S	Description	Benämning	Notes Anmärkning	S R
		-	-	-	-	-		Rolling equipment	Hjulutrustning	SEE 77•841	

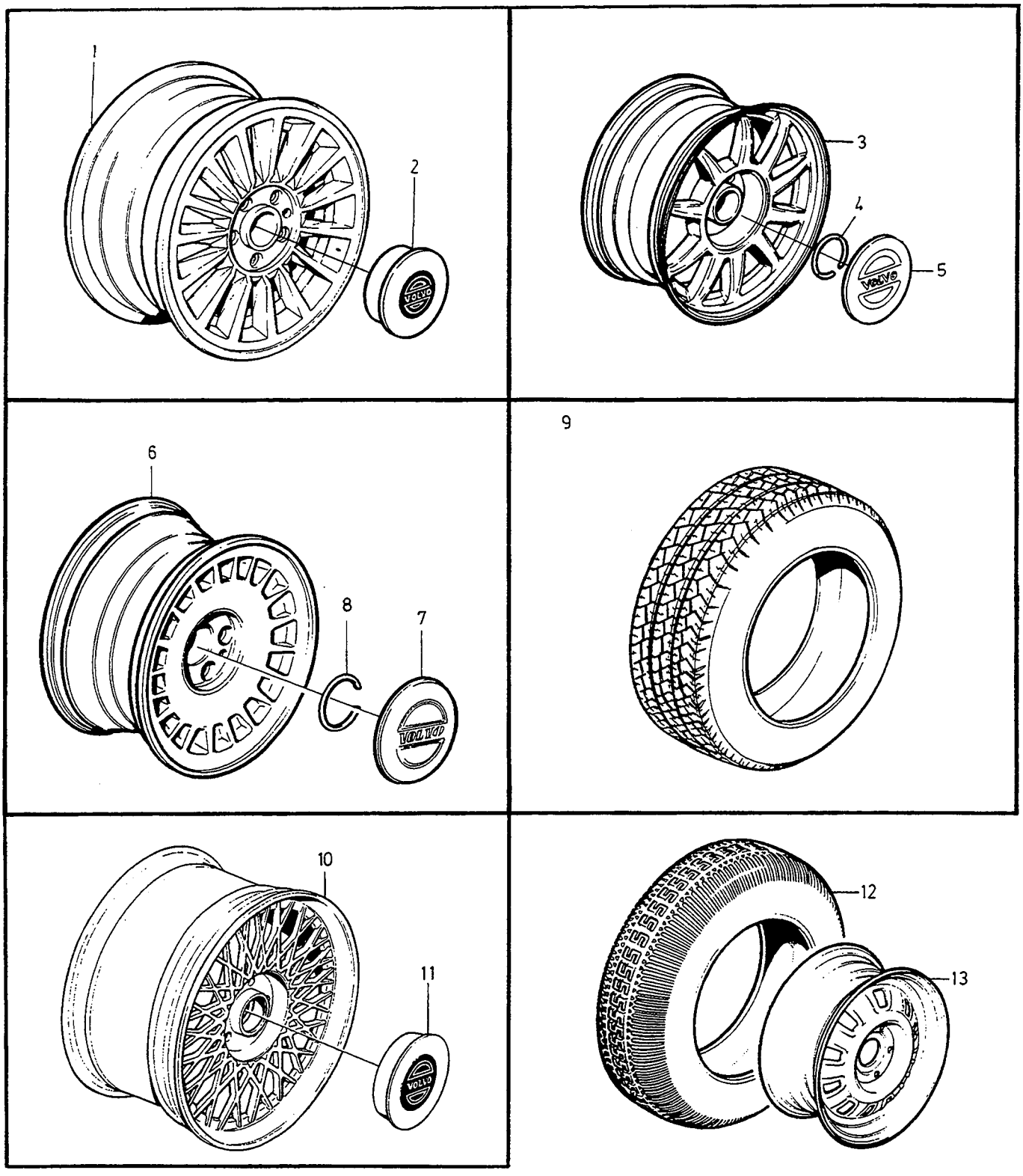

VOLVO
Genuine Parts
PV 770 51449

A
B
C
D
E

ROLLING EQUIPMENT HJULUTRUSTNING

Group / Grupp 77

Page / Sida 841

Fig	Part No. Artikel nr	Quantity / Antal A	B	C	D	E	PS	Description	Benämning	Notes Anmärkning	SR
1	3516303-9	4	-	-	-	-		Wheel aluminium alloy	Hjul aluminium	(1330790) 6X15"	2
2	1272666-7	4	-	-	-	-		Hub cap	Navkapsel		2
3	1329603-3	4	-	-	-	-		Wheel aluminium alloy	Hjul aluminium	(J) -1987. 6X15"	2
4	1325483-4	4	-	-	-	-		Spring	Fjäder		3
5	1358923-9	4	-	-	-	-		Wheel cap	Hjulkapsel		2
6	1359180-5	4	-	-	-	-		Wheel aluminium alloy	Hjul aluminium	(J) 1988-. 6X15"	2
7	1358923-9	4	-	-	-	-		Wheel cap	Hjulkapsel		2
8	1325483-4	4	-	-	-	-		Spring	Fjäder		3
9	1330038-9	4	-	-	-	-		Tyre	Däck	MICHELIN, MXV 205.60.15HR	1
10	1394593-6	4	-	-	-	-		Wheel	Hjul	7X15"	4
11	1272666-7	4	-	-	-	-		Hub cap	Navkapsel		2
12	1329537-3	1	-	-	-	-		Wheel	Hjul	4,5X15" REPL 1 PCS 3530963-2	6
13	*(1330053)*	1	-	-	-	-	SP	Spare tyre	Reservdäck	REPL 1 PCS 3530963-2	6
☆ 14	6817929-0	1	-	-	-	-		Spare wheel strap	Reservhjulsrem	(1316320)	4
15		-	-	-	-	-		Wheel stud front	Hjulbult främre	SEE **61**•781	
		-	-	-	-	-		Wheel stud rear	Hjulbult bakre	SEE **46**•695	
16	1273068-5	20	-	-	-	-		Nut	Mutter		1

BODY AND INTERIOR / KAROSS OCH INREDNING

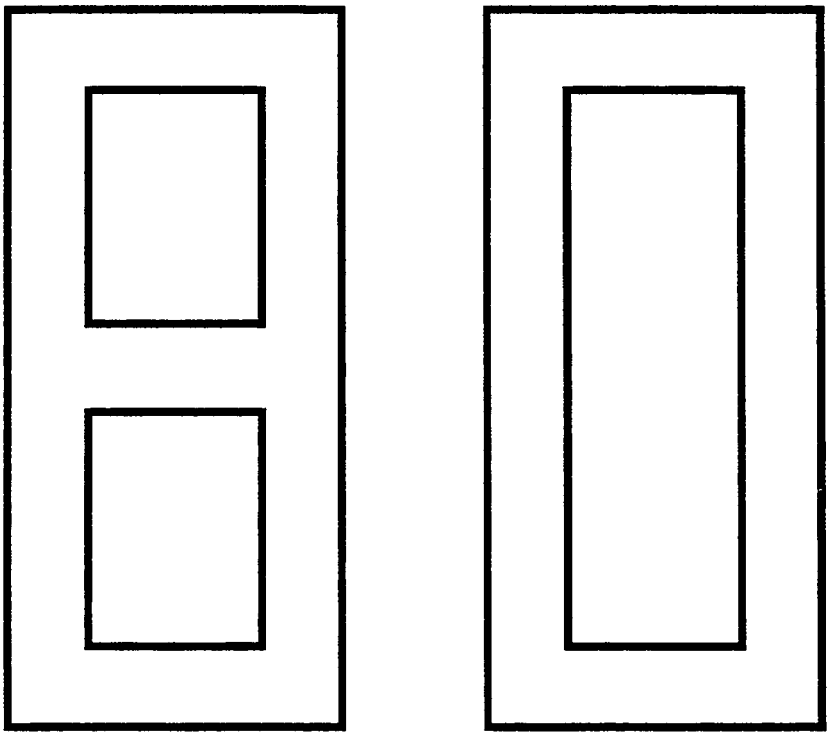

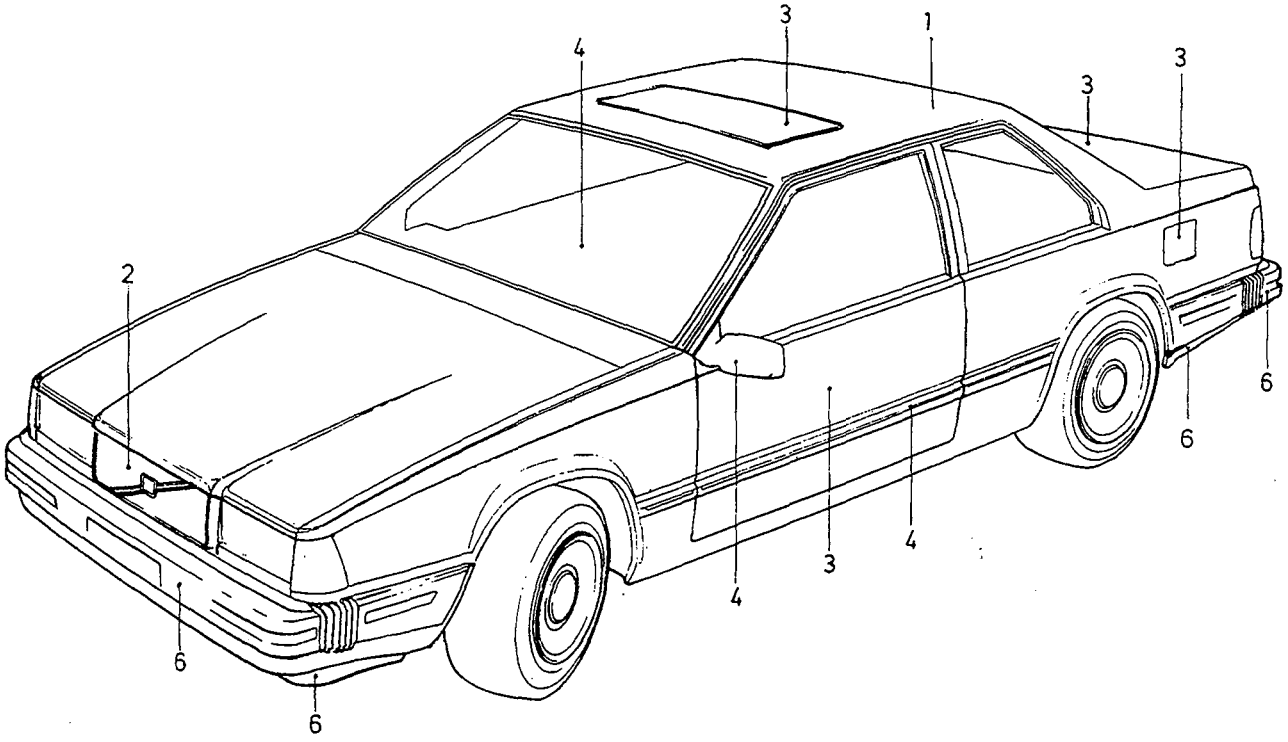

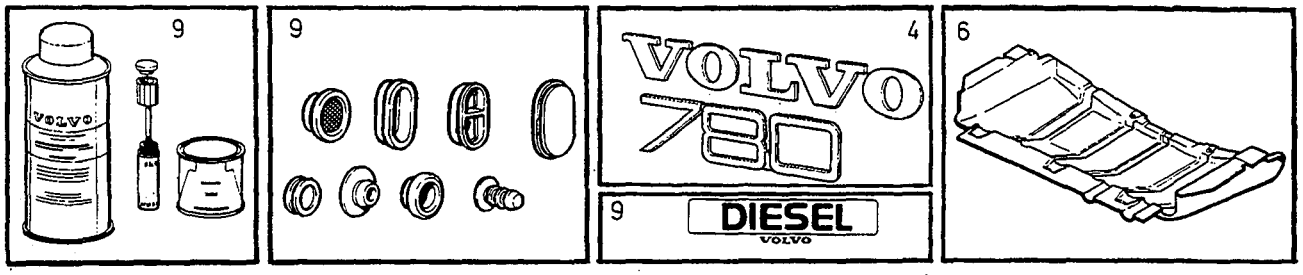

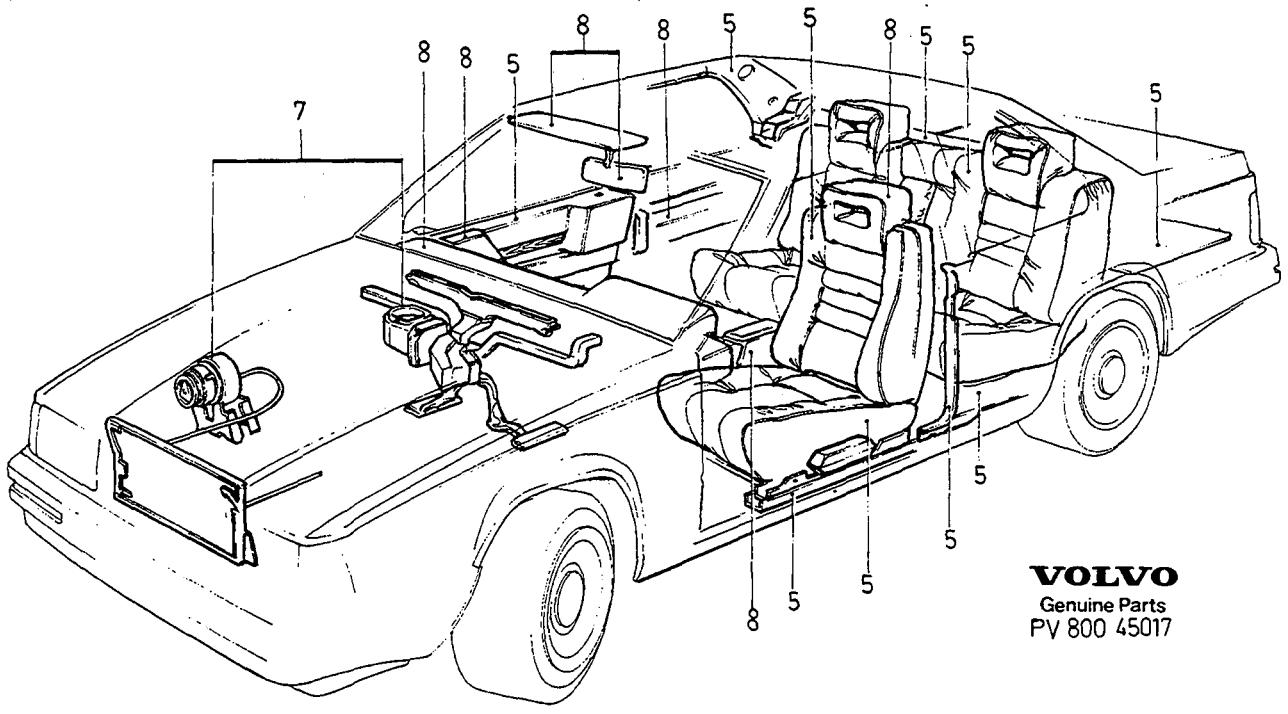

VOLVO
Genuine Parts
PV 800 45017

GROUP INDEX
BODY AND INTERIOR

GRUPP INDEX
KAROSS OCH INREDNING

Group Grupp 80
Page Sida 845

Fig	Description	Benämning	Notes Anmärkning
	SUB GROUP 81	**UNDERGRUPP 81**	
1	Body frame	Karosseristomme	SEE 81•847
	SUB GROUP 82	**UNDERGRUPP 82**	
2	Front section	Framparti	SEE 82•867
	SUB GROUP 83	**UNDERGRUPP 83**	
3	Doors and hatches	Dörrar och luckor	SEE 83•873
	SUB GROUP 84	**UNDERGRUPP 84**	
4	Exterior trim, Door mirrors, glass	Yttre prydnadsdetaljer, Backspegel, glas	SEE 84•899
	SUB GROUP 85	**UNDERGRUPP 85**	
5	Interior trim	Inredning	SEE 85•913
	SUB GROUP 86	**UNDERGRUPP 86**	
6	Bumpers Guard plates, air guides	Stötfångare Skyddsplåtar, luftstyrningar	SEE 86•947
	SUB GROUP 87	**UNDERGRUPP 87**	
7	Heating and ventilation	Klimatanläggning	SEE 87•961
	SUB GROUP 88	**UNDERGRUPP 88**	
8	Interior equipment	Invändig utrustning	SEE 88•999
	SUB GROUP 89	**UNDERGRUPP 89**	
9	Other equipment	Övrig utrustning	SEE 89•1029

BODY FRAME / KAROSSERISTOMME

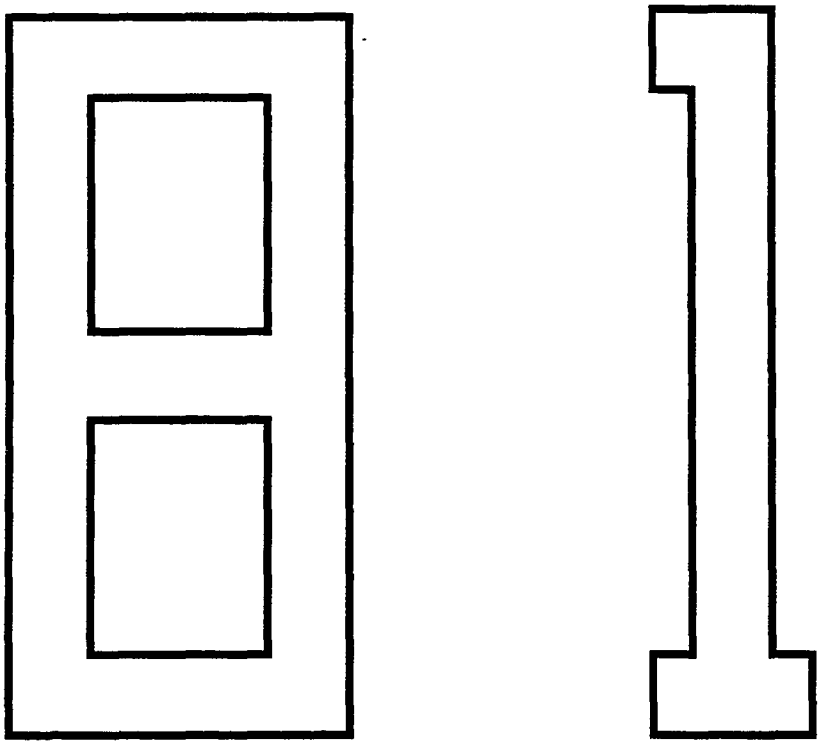

A		SUB GROUP BODY FRAME	UNDERGRUPP KAROSSERISTOMME	Group Grupp 81
B				
C				Page Sida 847
D				
E				

Fig	Part No. Artikel nr	Quantity / Antal A	B	C	D	E	P S	Description	Benämning	Notes Anmärkning	S R
		-	-	-	-	-		Front floor section	Främre golvparti	SEE 81•849	
		-	-	-	-	-		Rear floor section	Bakre golvparti	SEE 81•851	
		-	-	-	-	-		Member syst., rear axle mount.	Balksystem bakaxelinfästning .	1988- SEE 81•855	
		-	-	-	-	-		Front section	Framparti	SEE 81•857	
		-	-	-	-	-		Roof, cowl and rear bulkhead	Tak, torped och ryggplåt	SEE 81•861	
		-	-	-	-	-		Body side outer	Karossida yttre	SEE 81•863	
		-	-	-	-	-		Body side inner	Karossida inre	SEE 81•865	

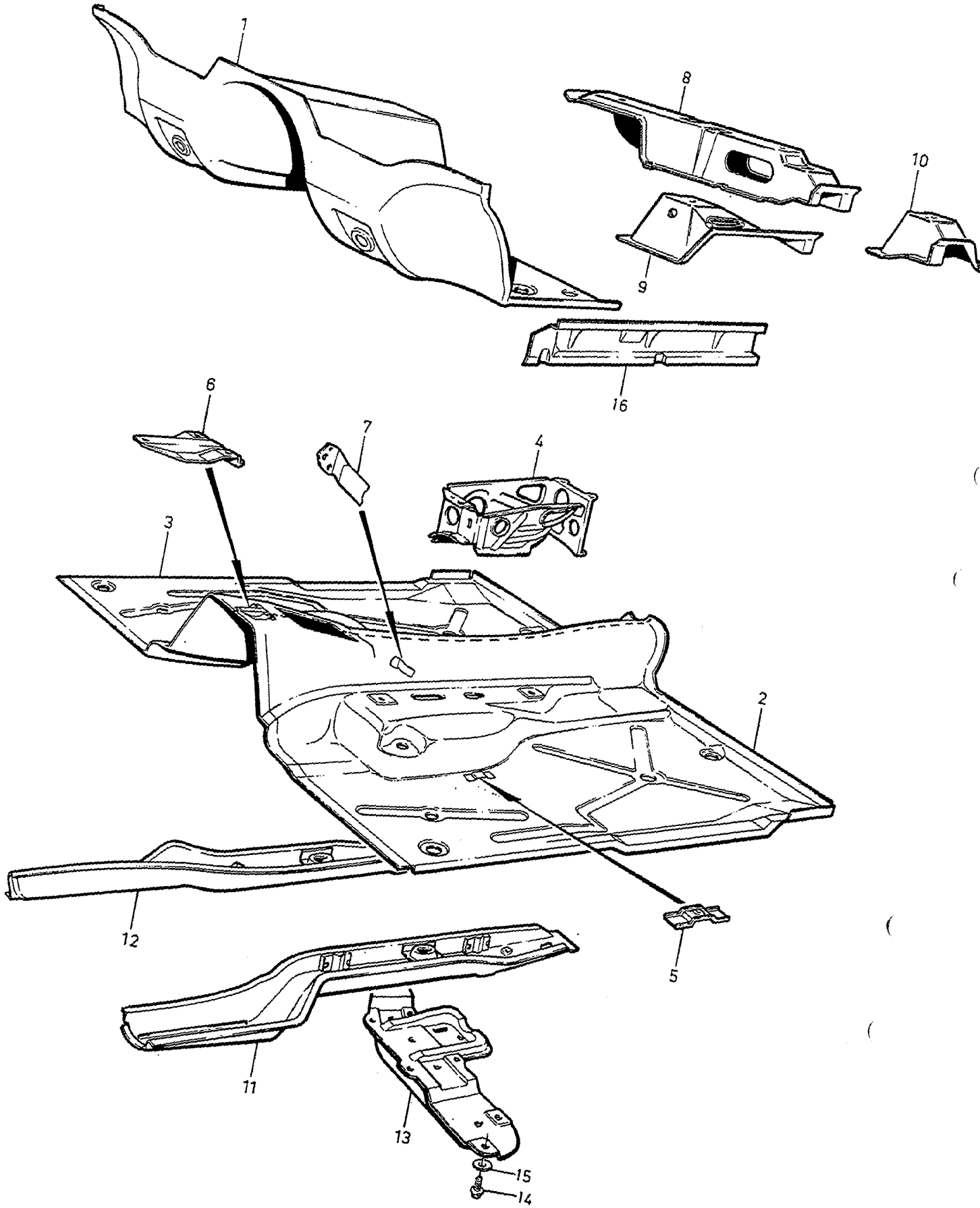

VOLVO
Genuine Parts
PV 810 38098

A
B
C
D
E

FRONT FLOOR SECTION — FRÄMRE GOLVPARTI

Group / Grupp 81

Page / Sida 849

Fig	Part No. Artikel nr	Quantity / Antal A	B	C	D	E	PS	Description	Benämning	Notes Anmärkning	SR
1	1380193-1	1	-	-	-	-		Firewall	Mellanbräda	(1267494)	5
☆ 2	1380395-2	1	-	-	-	-		Floor panel, l.h.	Golvplåt, v	1) (1316527)	5
3	1380396-0	1	-	-	-	-		Floor panel, r.h.	Golvplåt, h	1) (1316528)	5
4	1355093-4	1	-	-	-	-		Bracket	Konsol	(1334641)	5
5	1334273-8	1	-	-	-	-		Nut plate	Mutterplatta	(1267109)	5
6	1355217-9	1	-	-	-	-		Bracket	Konsol	(1320409) -1987	5
7	1320410-2	1	-	-	-	-		Bracket, l.h.	Konsol, v		5
	1320411-0	1	-	-	-	-		Bracket, r.h.	Konsol, h		5
8	1334254-8	1	-	-	-	-		Crossmember, l.h.	Tvärbalk, v	-1986	5
	1380947-0	1	-	-	-	-		Crossmember, l.h.	Tvärbalk, v	2) 1987-1988	5
	3526348-2	1	-	-	-	-		Crossmember, l.h.	Tvärbalk, v	3)	5
	1334255-5	1	-	-	-	-		Crossmember, r.h.	Tvärbalk, h	-1986	5
	1380948-8	1	-	-	-	-		Crossmember, r.h.	Tvärbalk, h	1987-	5
9	1316674-9	1	-	-	-	-		Seat support, l.h. front	Sitsresare, v främre		5
	1316675-6	1	-	-	-	-		Seat support, r.h. front	Sitsresare, h främre		5
10	1355205-4	1	-	-	-	-		Seat support, l.h. rear	Sitsresare, v bakre	(1334652)	5
	1355206-2	1	-	-	-	-		Seat support, r.h. rear	Sitsresare, h bakre	(1334653)	5
11	1267787-8	1	-	-	-	-		Member, l.h.	Balk, v	-1986	4
	1380920-7	1	-	-	-	-		Member, l.h.	Balk, v	1987-	4
12	1267788-6	1	-	-	-	-		Member, r.h.	Balk, h	-1986	4
	1380921-5	1	-	-	-	-		Member, r.h.	Balk, h	1987-	4
13	1380109-7	1	-	-	-	-		Crossmember	Tvärbalk	4) -1986	5
	1380296-2	1	-	-	-	-		Crossmember	Tvärbalk	4) 1987-	5
14	944926-5	7	-	-	-	-		Flange screw	Flänsskruv	4) -1986	2
	967411-0	4	-	-	-	-		Flange screw	Flänsskruv	4) 1987-	2
15	960141-0	7	-	-	-	-		Washer	Bricka	4)	2
16	1380410-9	1	-	-	-	-		Bottom rail, l.h.	Bottensvällare, v	(1355100) -1987	3
	1380410-9	1	-	-	-	-		Bottom rail, l.h.	Bottensvällare, v	1988-	3
	1380411-7	1	-	-	-	-		Bottom rail, r.h.	Bottensvällare, h	(1355101) -1987	3
	1380411-7	1	-	-	-	-		Bottom rail, r.h.	Bottensvällare, h	1988-	3

1) Spare part version. / Reservdelsutförande.
2) CH -6499.
3) CH 6793-
4) Not included in complete body. / Ingår ej i komplett kaross.

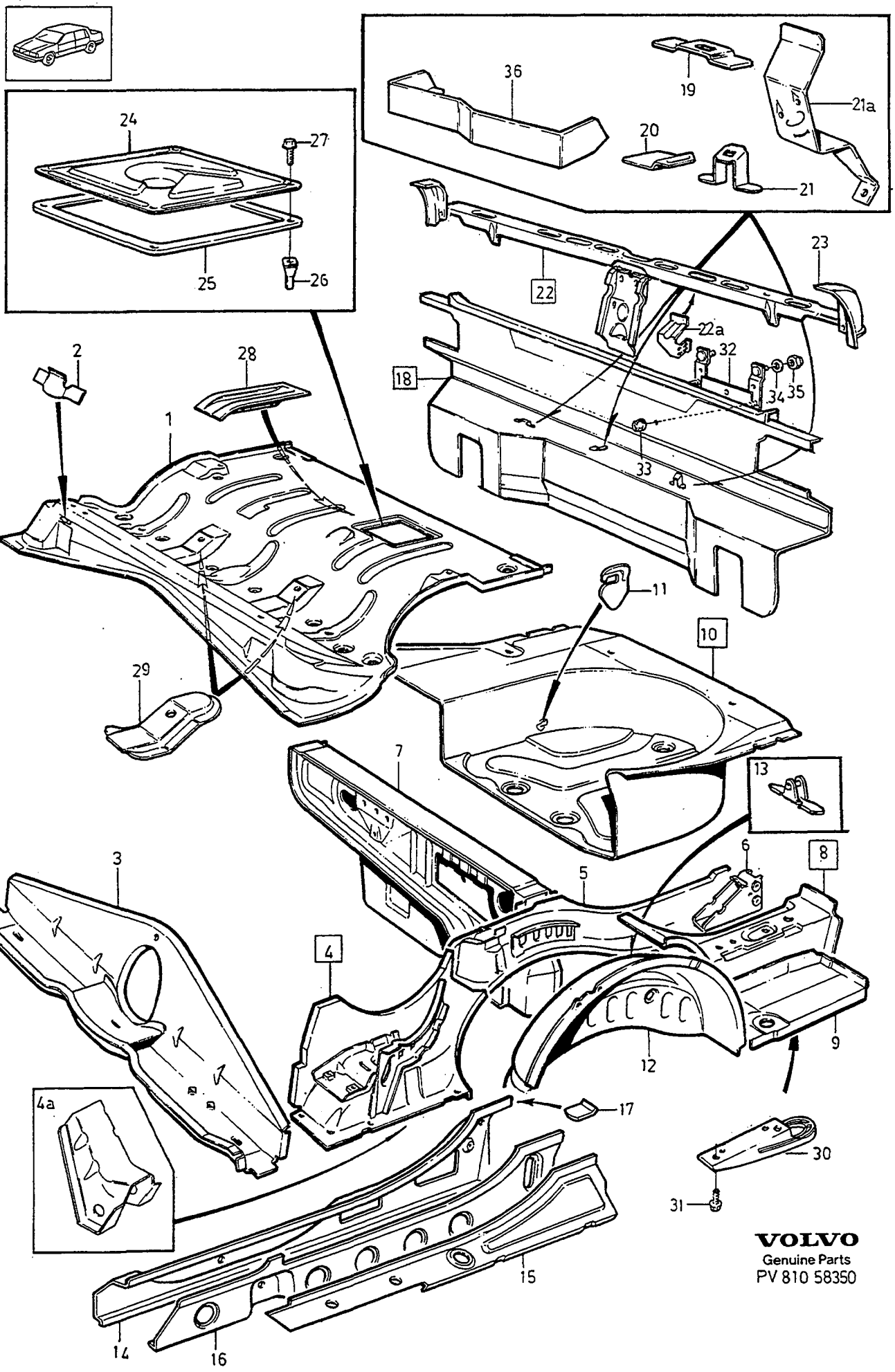

VOLVO
Genuine Parts
PV 810 58350

A
B
C
D
E

REAR FLOOR SECTION — BAKRE GOLVPARTI

Group / Grupp 81

Page / Sida 851

Fig	Part No. / Artikel nr	Quantity / Antal A	B	C	D	E	PS	Description	Benämning	Notes / Anmärkning	SR
1	3526161-9	1	-	-	-	-		Floor panel, rear	Golvplåt, bakre	(1380309)	5
2	1334664-8	2	-	-	-	-		Attaching hook	Fästkrok		4
3	1355823-4	1	-	-	-	-		Crossmember	Tvärbalk	(1334589)	5
4	1355745-9	1	-	-	-	-		Torsion box, l.h.	Torsionslåda, v	(1334224)	5
	1334225-8	1	-	-	-	-		Torsion box, r.h.	Torsionslåda, h	-1987	5
	1355746-7	1	-	-	-	-		Torsion box, r.h.	Torsionslåda, h	1988-	5
4a	1267130-1	1	-	-	-	-		•Jacking pad	•Domkraftfäste		3
5	1355753-3	1	-	-	-	-		Side member, l.h.	Sidobalk, v	(1334218)	4
	1355754-1	1	-	-	-	-		Side member, r.h.	Sidobalk, h	(1334219)	4
6	1341021-2	1	-	-	-	-		Extension member, l.h.	Förlängningsbalk, v		4
	1341022-0	1	-	-	-	-		Extension member, r.h.	Förlängningsbalk, h		4
7	*(1355209)*	1	-	-	-	-	SP	Crossmember	Tvärbalk	REPL 1PCS 1355781-4, 1PCS 1380099-0. -1987	5
☆	3538210-0	1	-	-	-	-		Crossmember	Tvärbalk	(1355763) 1988-	5
8	1341019-6	1	-	-	-	-		Side panel, l.h.	Sidoplåt, v		4
	1341020-4	1	-	-	-	-		Side panel, r.h.	Sidoplåt, h		4
9		1	-	-	-	-	NS	•Side plate lower	•Sidoplåt nedre		
10	1380092-5	1	-	-	-	-		Spare wheel well	Reservhjulsbalja	(1380050) -1987	4
	3526069-4	1	-	-	-	-		Spare wheel well	Reservhjulsbalja	(1380099) 1988-	4
11	1267785-2	2	-	-	-	-		•Anchorage	•Fäste		4
12	1355771-5	1	-	-	-	-		Wheel housing, l.h.	Hjulhus, v	(1355089)	5
	1355772-3	1	-	-	-	-		Wheel housing, r.h.	Hjulhus, h	(1267133)	5
13	1341189-7	2	-	-	-	-		Bracket	Konsol		5
14	3510427-2	1	-	-	-	-		Bottom rail, l.h.	Bottensvällare, v	(1376323) -1987	3
	3510427-2	1	-	-	-	-		Bottom rail, l.h.	Bottensvällare, v	1988-	3
	3510428-0	1	-	-	-	-		Bottom rail, r.h.	Bottensvällare, h	(1376324) -1987	3
	3510428-0	1	-	-	-	-		Bottom rail, r.h.	Bottensvällare, h	1988-	3
15	3510707-7	1	-	-	-	-		Cover plate, l.h.	Täckplåt, v	(1341096) CH-1692	4
	3510707-7	1	-	-	-	-		Cover plate, l.h.	Täckplåt, v	CH 1693-	4
	3510708-5	1	-	-	-	-		Cover plate, r.h.	Täckplåt, h	(1341097) CH-1692	4
	3510708-5	1	-	-	-	-		Cover plate, r.h.	Täckplåt, h	CH 1693-	4
16	1384279-4	1	-	-	-	-		Bottom rail, l.h.	Bottensvällare, v	(1341374)	4
	1384280-2	1	-	-	-	-		Bottom rail, r.h.	Bottensvällare, h	(1341375)	4
17	1316072-6	2	-	-	-	-		Extension	Förlängare		5
18	1341116-0	1	-	-	-	-		Rear section	Bakstycke	CH-4024	5
	3510866-1	1	-	-	-	-		Rear section	Bakstycke	CH 4025-6499	2
	3510898-4	1	-	-	-	-		Rear section	Bakstycke	CH 6500-	3
19	1334723-2	1	-	-	-	-		•Bracket	•Konsol		4
20	1334592-1	1	-	-	-	-		•Bracket	•Konsol		4
21	1316113-8	1	-	-	-	-		•Bracket	•Konsol		4
21a	*1396220*	1	-	-	-	-	OP	•Bracket	•Konsol	CH -6499	4
22	1341118-6	1	-	-	-	-		Member	Balk	1)	5
	3510899-2	1	-	-	-	-		Crossmember	Tvärbalk	2)	3
☆ 22a	3510874-5	1	-	-	-	-		•Bracket	•Konsol		5
23		1	-	-	-	-	NS	•Anchorage, l.h.	•Fäste, v		
		1	-	-	-	-	NS	•Anchorage, r.h.	•Fäste, h		
24	1267449-5	1	-	-	-	-		Cover plate	Lucka	3) -1986	5
	1380584-1	1	-	-	-	-		Lid	Lucka	3) 1987-	5
25	1316280-5	1	-	-	-	-		Gasket	Packning	3) -1986	5
	1380585-8	1	-	-	-	-		Gasket	Packning	3) 1987-	5
26	1267760-5	4	-	-	-	-		Nut	Mutter	3)	3
27	965364-3	4	-	-	-	-		Screw	Skruv	3)	2
28	1334259-7	1	-	-	-	-		Reinforcement	Förstärkning		5
29	1334379-3	2	-	-	-	-		Anchorage	Fäste		6
30	1316885-1	1	-	-	-	-		Towing eye	Bogserögla	3)	5
31	966712-2	4	-	-	-	-		Screw	Skruv	3)	2
☆ 32	3528813-3	1	-	-	-	-		Number plate retainer	Nummerplåthållare	3) (1320387)	2
33	945407-5	2	-	-	-	-		Flange nut	Flänsmutter	3)	2

1) CH -6499.
2) CH 6793-
3) Not included in complete body. / Ingår ej i komplett kaross.

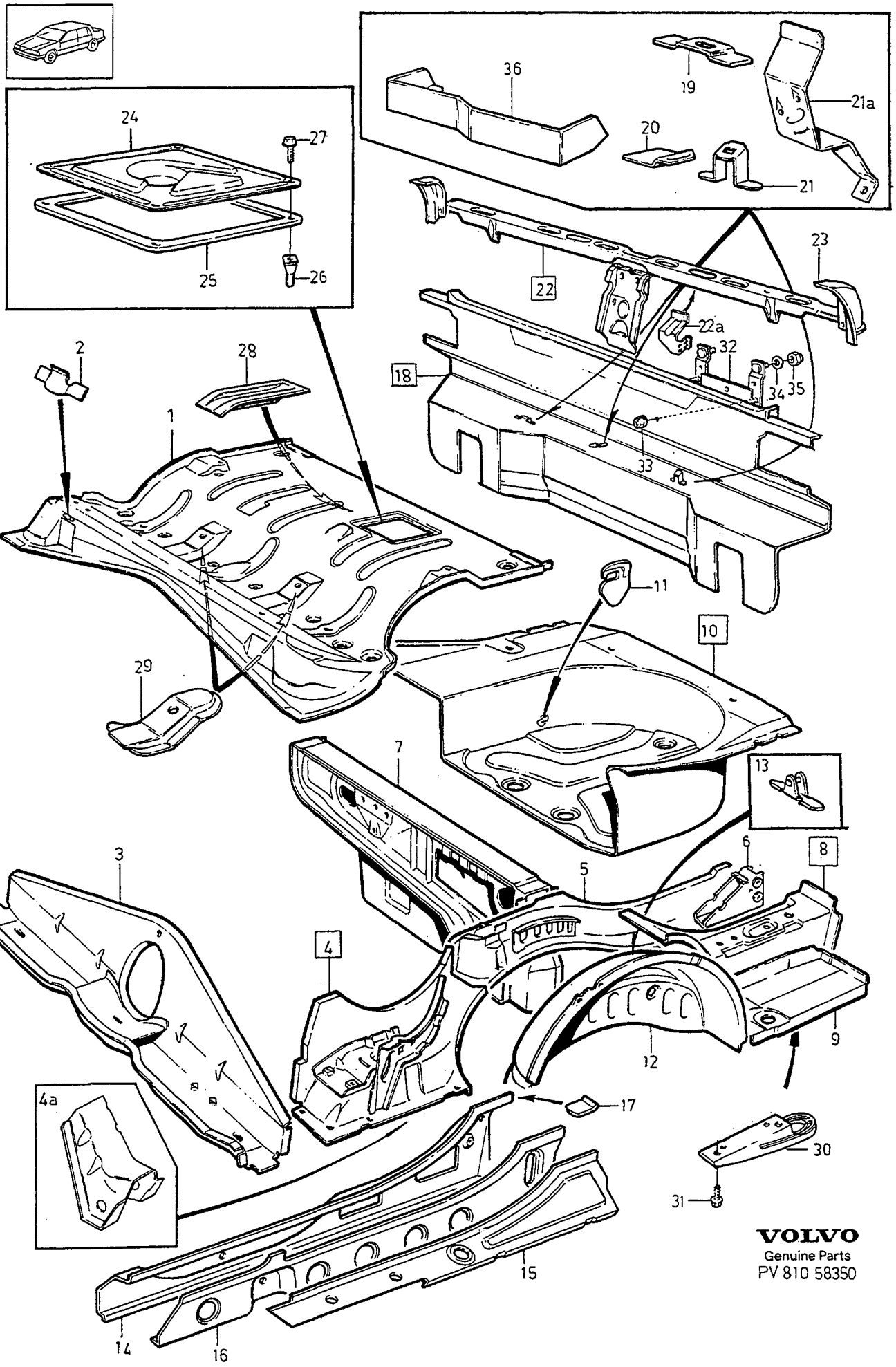

VOLVO
Genuine Parts
PV 810 58350

A
B
C
D
E

REAR FLOOR SECTION — BAKRE GOLVPARTI

Group / Grupp 81

Page / Sida 853

Fig	Part No. Artikel nr	Quantity / Antal A	B	C	D	E	PS	Description	Benämning	Notes Anmärkning	SR
34	960140-2	4	-	-	-	-		Washer	Bricka	3) (960139)	2
35	948685-3	4	-	-	-	-		Nut	Mutter	3)	2
36	1396047-1	1	-	-	-	-		Protecting plate	Skyddsplåt	1987-	4

3) Not included in complete body. / Ingår ej i komplett kaross.

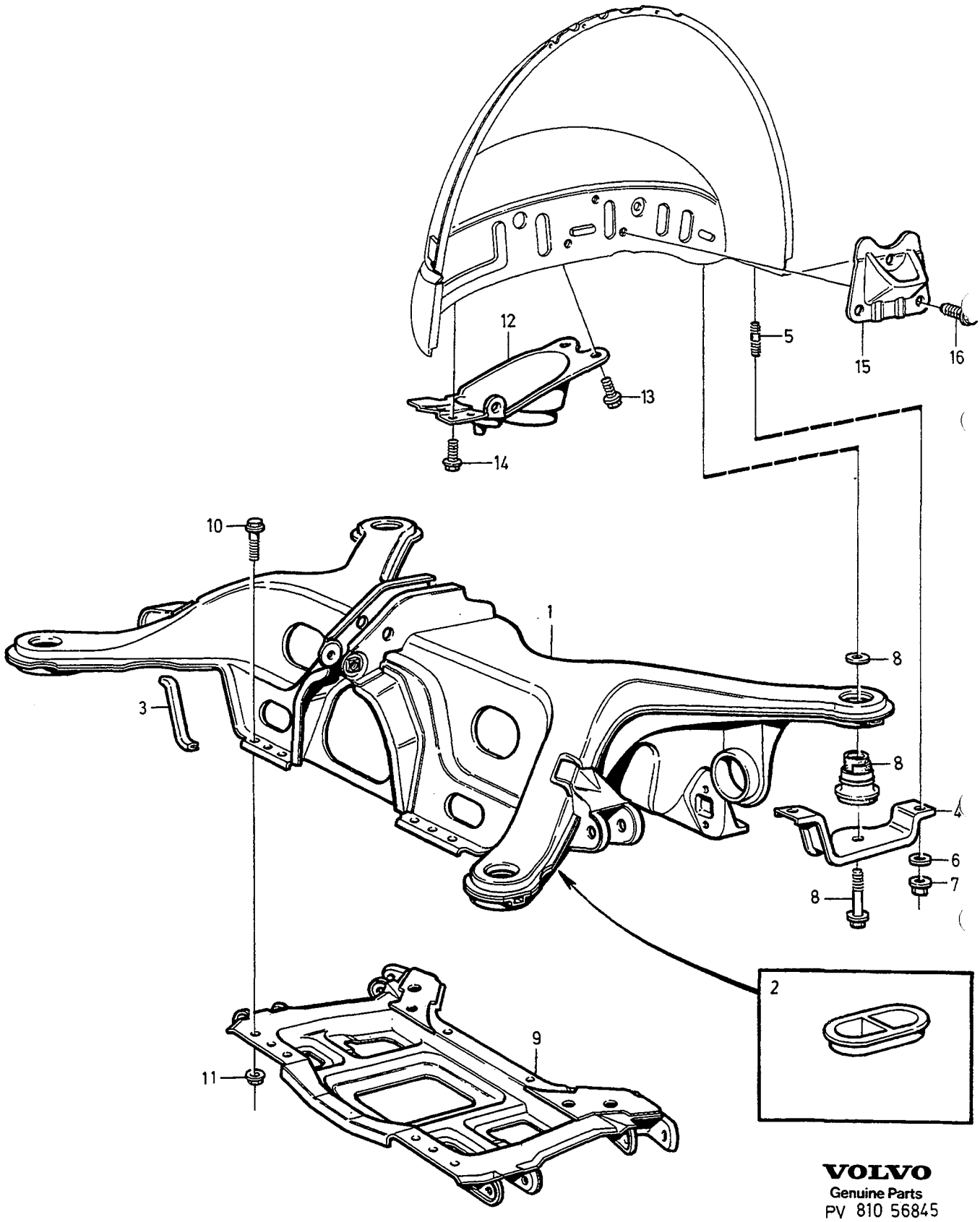

VOLVO
Genuine Parts
PV 810 56845

A
B
C
D
E

MEMBER SYST., REAR AXLE MOUNT. BALKSYSTEM BAKAXELINFÄSTNING

Group / Grupp 81

Page / Sida 855

1988-

Fig	Part No. Artikel nr	Quantity / Antal A	B	C	D	E	PS	Description	Benämning	Notes Anmärkning	SR
1	1355578-4	1	-	-	-	-		Member, upper	Balk, övre		5
2	1316234-2	8	-	-	-	-		• Plug	• Plugg		2
3	679754-2	X	-	-	-	-		• Edge protection moulding	• Kantskyddslist	120mm	2
☆ 4	3528728-3	1	-	-	-	-		Bracket, l.h.	Konsol, v	1991-	5
☆	3528729-1	1	-	-	-	-		Bracket, r.h.	Konsol, h	1991-	5
5	1273592-4	4	-	-	-	-		Stud	Pinnskruv	1991-	2
6	960143-6	4	-	-	-	-		Washer	Bricka	1991-	2
7	971098-9	4	-	-	-	-		Flange lock nut	Flänslåsmutter	1991-	2
8		-	-	-	-	-		Installation parts	Monteringsdetaljer	SEE 65 • 819	
9	1355986-9	1	-	-	-	-		Member, lower	Balk, undre		5
10	968439-0	8	-	-	-	-		Flange screw	Flänsskruv		2
11	969494-4	8	-	-	-	-		Flange lock nut	Flänslåsmutter	(969000)	2
12	3503870-2	1	-	-	-	-		Bracket, l.h.	Konsol, v	(1380116) CH -5865	5
	3503870-2	1	-	-	-	-		Bracket, l.h.	Konsol, v	CH 5866-	5
	1380117-0	1	-	-	-	-		Bracket, r.h.	Konsol, h	CH -5965	5
	3503871-0	1	-	-	-	-		Bracket, r.h.	Konsol, h	CH 5866-	5
13	947107-9	4	-	-	-	-		Flange screw	Flänsskruv		2
14	946471-0	8	-	-	-	-		Flange screw	Flänsskruv		2
15	1355600-6	2	-	-	-	-		Stop	Stopp	CH-5234	5
	3503986-6	2	-	-	-	-		Stop	Stopp	CH 5235-	5
16	946471-0	6	-	-	-	-		Flange screw	Flänsskruv		2

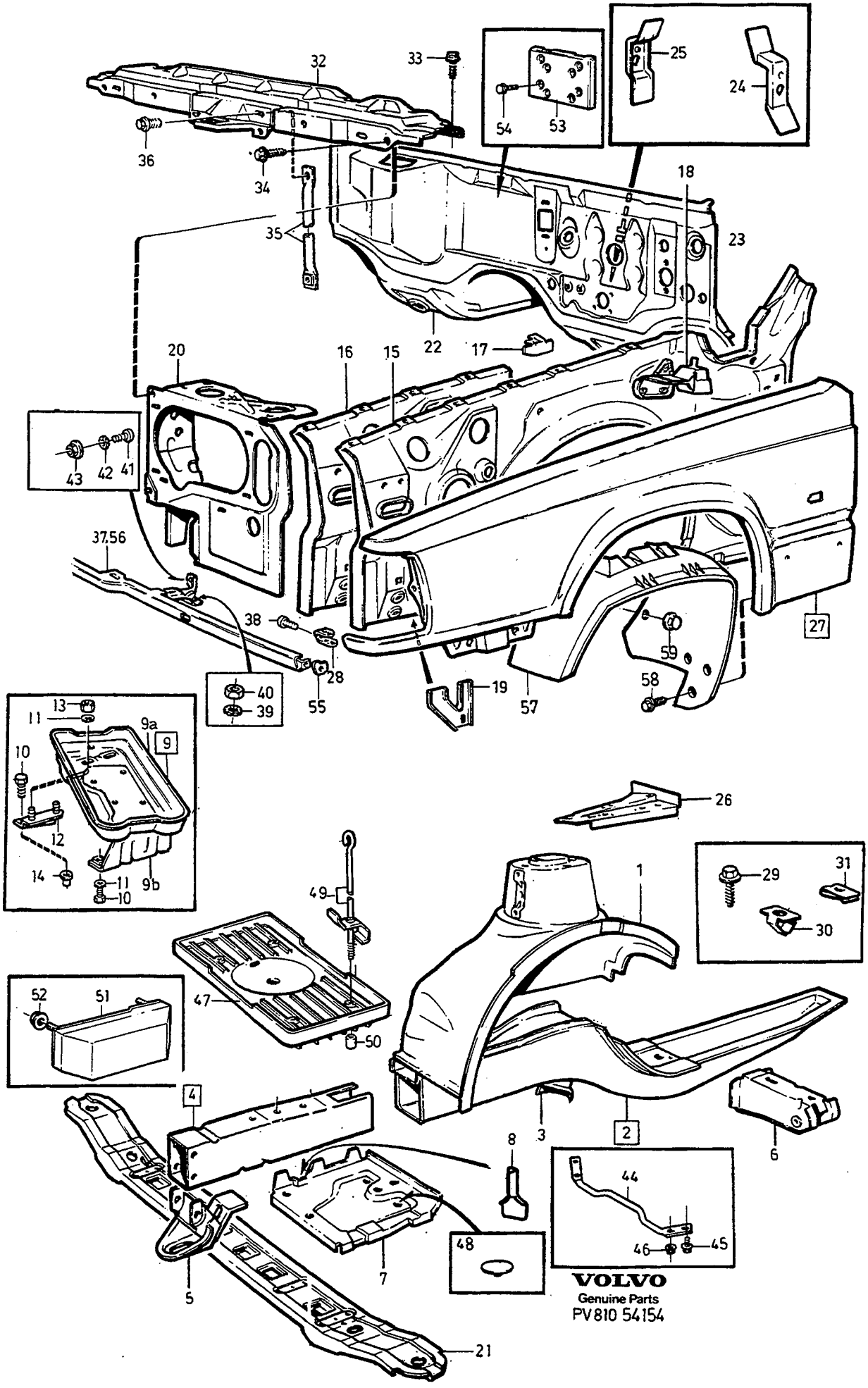
32
33
36
34
35
54
53
25
24
18
23
22
17
20
16
15
43
42
41
37,56
38
28
55
40
39
19
57
59
58
27
13
11
9a
9
10
12
14
11
10
9b
26
49
47
50
1
29
31
30
52
51
4
3
2
6
8
44
46
45
48
7
5
21
VOLVO
Genuine Parts
PV810 54154

A
B
C
D
E

BODY FRAME — KAROSSERISTOMME
FRONT SECTION — FRAMPARTI

Group / Grupp 81
Page / Sida 857

Fig	Part No. / Artikel nr	Quantity / Antal A	B	C	D	E	PS	Description	Benämning	Notes / Anmärkning	SR
1	3526695-6	1	-	-	-	-		Wheel housing, l.h.	Hjulhus, v	(1334600)	3
	3526696-4	1	-	-	-	-		Wheel housing, r.h.	Hjulhus, h	(1334601)	3
2	3503925-4	1	-	-	-	-		Side member, l.h.	Sidobalk, v	(1355874)	3
	3503926-2	1	-	-	-	-		Side member, r.h.	Sidobalk, h	(1355875)	3
3	1355876-2	1	-	-	-	-		•Anchorage, l.h.	•Fäste, v		3
	1355877-0	1	-	-	-	-		•Anchorage, r.h.	•Fäste, h		3
4	1356129-5	1	-	-	-	-		Side member, l.h.	Sidobalk, v		3
	1356130-3	1	-	-	-	-		Side member, r.h.	Sidobalk, h		3
5	1267559-1	1	-	-	-	-		•Towing eye	•Bogserögla		5
6	3503491-7	2	-	-	-	-		Jacking pad	Domkraftfäste	(1355152)	3
7	1316711-9	1	-	-	-	-		Battery shelf l.h.	Batterihylla v		4
	1316401-7	1	-	-	-	-		Battery shelf r.h.	Batterihylla h		4
8	1267420-6	1	-	-	-	-		Tie plate, l.h.	Knutplåt, v		3
	1267421-4	1	-	-	-	-		Tie plate, r.h.	Knutplåt, h		3
9	1376327-1	1	-	-	-	-		Battery shelf	Batterihylla	1) DSL 1986.	4
9a	1267850-4	1	-	-	-	-		•Battery shelf	•Batterihylla	1) DSL 1986.	4
9b		1	-	-	-	-	NS	•Bracket	•Konsol	1) DSL 1986.	
10	955295-1	4	-	-	-	-		Screw	Skruv	1) DSL 1986.	2
11	955894-1	4	-	-	-	-		Washer	Bricka	1) DSL	2
12		1	-	-	-	-	NS	Bracket	Konsol	1) DSL 1986.	
13	968862-3	2	-	-	-	-		Flange nut	Flänsmutter	1) (955782) DSL 1986.	8
14	966799-9	2	-	-	-	-		Rivet nut	Nitmutter		2
15	1341035-2	1	-	-	-	-		Wheel housing, l.h.	Hjulhus, v		3
	1341036-0	1	-	-	-	-		Wheel housing, r.h.	Hjulhus, h		3
16	1334499-9	1	-	-	-	-		Wheel housing, l.h. front	Hjulhus, v främre del		3
	1334500-4	1	-	-	-	-		Wheel housing, r.h. front	Hjulhus, h främre del		3
17	1320332-8	2	-	-	-	-		Anchorage	Fäste		3
18	3503384-4	1	-	-	-	-		Reinforcement, l.h.	Förstärkning, v	(1267797)	3
	1267799-3	1	-	-	-	-		Reinforcement, r.h.	Förstärkning, h	CH -6609	3
	3503385-1	1	-	-	-	-		Reinforcement, r.h.	Förstärkning, h	CH 6610-	3
19	1341515-3	1	-	-	-	-		Bracket, l.h.	Konsol, v		3
	1341516-1	1	-	-	-	-		Bracket, r.h.	Konsol, h		3
20	1341980-9	1	-	-	-	-		Side panel, l.h.	Sidoplåt, v		3
	1341981-7	1	-	-	-	-		Side panel, r.h.	Sidoplåt, h		3
21	1334862-8	1	-	-	-	-		Crossmember	Tvärbalk		3
22		-	-	-	-	-		Firewall lower	Mellanbräda nedre	SEE 81•849	
23	1316448-8	1	-	-	-	-		Firewall	Mellanbräda		5
24	1320281-7	1	-	-	-	-		Bracket, l.h.	Konsol, v		5
25	1320283-3	1	-	-	-	-		Bracket, r.h.	Konsol, h		5
26	1316846-3	1	-	-	-	-		Member, l.h.	Balk, v		4
	1316847-1	1	-	-	-	-		Member, r.h.	Balk, h		4
27	1341823-1	1	-	-	-	-		Front mudguard, l.h.	Framskärm, v	-1989	2
	3406551-6	1	-	-	-	-		Front mudguard, l.h.	Framskärm, v	1990-	2
	3406552-4	1	-	-	-	-		Front mudguard, r.h.	Framskärm, h	(1341824) -1989	2
	3406552-4	1	-	-	-	-		Front mudguard, r.h.	Framskärm, h	1990-	2
28	1341195-4	1	-	-	-	-		•Bracket, l.h.	•Konsol, v		5
	1341196-2	1	-	-	-	-		•Bracket, r.h.	•Konsol, h		5
		-	-	-	-	-		Installation parts Front mudguard	Monteringsdetaljer Framskärm		
29	945970-2	14	-	-	-	-		Screw	Skruv	HB SEMS 14X13	2
	965365-0	8	-	-	-	-		Screw	Skruv	HB SEMS 14X22	2
30	3503133-5	8	-	-	-	-		Spring nut	Fjädermutter	(1220146)	2
31	1255989-4	14	-	-	-	-		Spring nut	Fjädermutter		2
32	3503033-7	1	-	-	-	-		Crossmember	Tvärbalk	1)	3
33		4	-	-	-	-		Screw	Skruv	SEE 82•869	
34	967411-0	2	-	-	-	-		Flange screw	Flänsskruv	1)	2
35	1396140-4	1	-	-	-	-		Stay	Stag	1) (1384443)	4
36	947542-7	2	-	-	-	-		Flange screw	Flänsskruv	1)	2

1) Not included in complete body. / Ingår ej i komplett kaross.

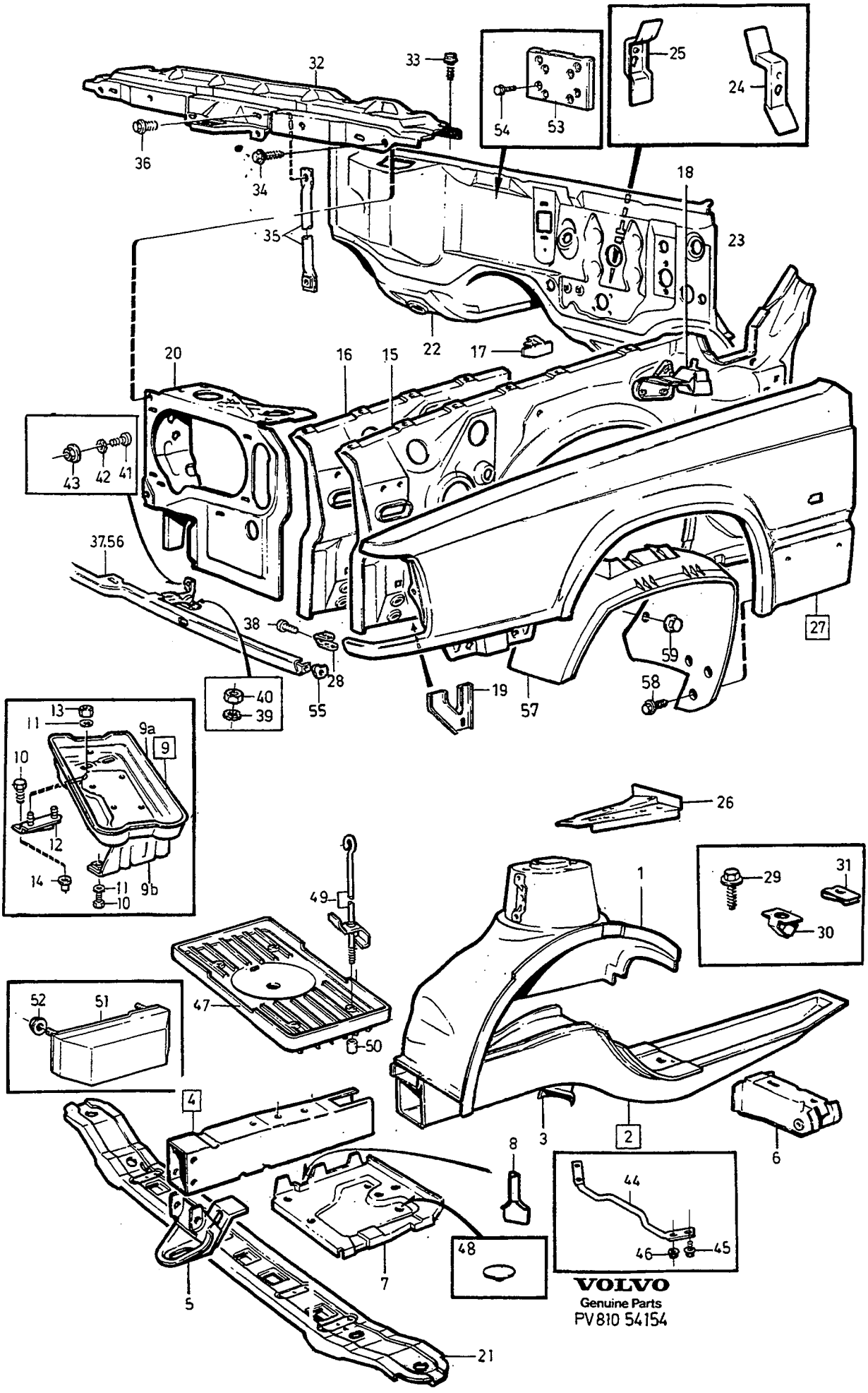
32
33
36
34
35
54
53
25
24
18
23
22
17
20
16
15
43
42
41
37.56
38
28
55
40
39
19
57
59
58
27
13
11
9a
9
10
12
14
11
9b
10
26
49
47
50
1
29
31
30
52
51
3
2
6
4
8
44
46
45
48
7
5
21
VOLVO
Genuine Parts
PV810 54154

A
B
C
D
E

BODY FRAME
FRONT SECTION

KAROSSERISTOMME
FRAMPARTI

Group
Grupp
81

Page
Sida
859

Fig	Part No. Artikel nr	Quantity / Antal					PS	Description	Benämning	Notes Anmärkning	SR
		A	B	C	D	E					
37	*(1356116)*	1	-	-	-	-	SP	Crossmember	Tvärbalk	REPL 1PCS 1396236-0, 1PCS 1396461-4, 1PCS 3510062-7.	2
	1374586-4	-	-	-	-	-		Crossmember	Tvärbalk	(3510062)	2
38	956091-3	2	-	-	-	-		Screw	Skruv		2
39	942605-7	2	-	-	-	-		Toothed washer	Tandbricka		2
40	945407-5	2	-	-	-	-		Flange nut	Flänsmutter		2
41	956091-3	2	-	-	-	-		Screw	Skruv		2
42	942605-7	2	-	-	-	-		Toothed washer	Tandbricka		2
43	945407-5	2	-	-	-	-		Flange nut	Flänsmutter		2
44	1334458-5	1	-	-	-	-		Stay	Stag	B200ET,B204GT	3
45	967731-1	3	-	-	-	-		Screw	Skruv		2
46	971098-9	1	-	-	-	-		Flange lock nut	Flänslåsmutter	(949279)	2
47	1334805-7	1	-	-	-	-		Battery box	Batterilåda		3
48	1334670-5	4	-	-	-	-		Spacer	Mellanlägg		3
49	1247171-0	1	-	-	-	-		Screw	Skruv		2
	1316365-4	1	-	-	-	-		Bracket	Konsol		3
	955971-7	1	-	-	-	-		O-ring	O-ring		2
50	1334113-6	1	-	-	-	-		Protecting casing	Skyddskåpa		3
51	3526435-7	2	-	-	-	-		Vibration damper	Svängningsdämpare	(1334303) 4CYL	4
52	945407-5	8	-	-	-	-		Flange nut	Flänsmutter		2
53	1355742-6	1	-	-	-	-		Vibration damper	Svängningsdämpare	4CYL -1987	4
54	967552-1	4	-	-	-	-		Flange screw	Flänsskruv	(946501)	1
55	1396236-0	1	-	-	-	-		Rubber spacer, l.h.	Gummimellanlägg, v		5
	1396461-4	1	-	-	-	-		Rubber spacer, r.h.	Gummimellanlägg, h		5
56	1374586-4	1	-	-	-	-		Crossmember	Tvärbalk	(3510062) CH -6853	2
								Crossmember	Tvärbalk	CH 6854-	
										SEE 86•947	
57	1380400-0	1	-	-	-	-		Wheel arch liner l.h.	Innerskärm, v		2
	1380401-8	1	-	-	-	-		Wheel arch liner, r.h.	Innerskärm, h		2
58	968286-5	6	-	-	-	-		Screw	Skruv		2
59	3523812-0	4	-	-	-	-		Plastic nut	Plastmutter		3

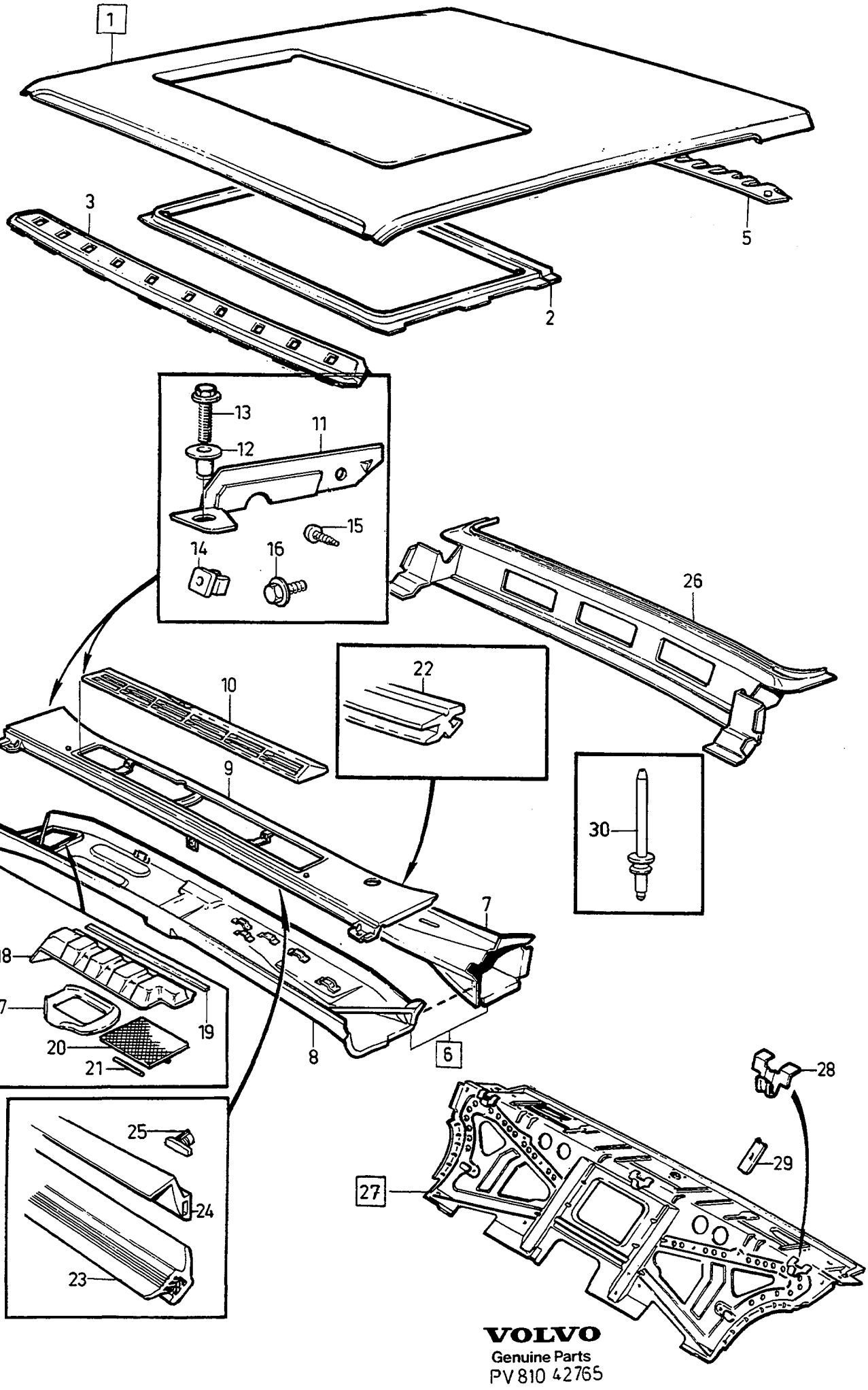

VOLVO
Genuine Parts
PV 810 42765

A
B
C
D
E

ROOF, COWL AND REAR BULKHEAD TAK, TORPED OCH RYGGPLÅT

Group Grupp 81

Page Sida 861

Fig	Part No. Artikel nr	Quantity / Antal					P S	Description	Benämning	Notes Anmärkning	S R
		A	B	C	D	E					
1	1384276-0	1	-	-	-	-		Roof plate	Takplåt		4
2		1	-	-	-	-	NS	• Frame	• Ram		
3	1341362-0	1	-	-	-	-		Windscreen member	Vindrutebalk		4
5	1341049-3	1	-	-	-	-		Rear window member	Bakrutebalk		4
6	1341789-4	1	-	-	-	-		Cowl member	Torpedbalk		4
7		1	-	-	-	-	NS	• Cowl member upper	• Torpedbalk övre		
8		1	-	-	-	-	NS	• Cowl member front	• Torpedbalk främre	(1396121)	
9	1341186-3	1	-	-	-	-		Cover plate	Täckplåt		5
10	1341994-0	1	-	-	-	-		Louvre	Galler	1)	4
11	3510104-7	1	-	-	-	-		Seal, l.h.	Tätning, v	1) (1356143)	4
	3510105-4	1	-	-	-	-		Seal, r.h.	Tätning, h	1) (1356144)	4
12	1334578-0	2	-	-	-	-		Sleeve	Hylsa	1)	4
13	965365-0	2	-	-	-	-		Screw	Skruv	1)	2
14	1341983-3	2	-	-	-	-		Clip	Clips	1)	3
15	965331-2	2	-	-	-	-		Screw	Skruv	1) (944299)	2
16	969124-7	2	-	-	-	-		Screw	Skruv	1)	2
17	1334096-3	1	-	-	-	-		Protecting plate	Skyddsplåt	1)	4
18	1316824-0	1	-	-	-	-		Rain cap	Regnskydd	1)	4
19	1277210-9	X	-	-	-	-		Butyl tape	Butyltejp	1) LG 560	2
20	1334037-7	1	-	-	-	-		Net	Nät	1)	4
21	1277210-9	X	-	-	-	-		Butyl tape	Butyltejp	1) LG 400	2
22	3510099-9	1	-	-	-	-		Sealing strip	Tätningslist	1) (1341288) CH-2019	2
	3510099-9	1	-	-	-	-		Sealing strip	Tätningslist	1) CH 2020-	2
23	1342827-1	1	-	-	-	-		Sealing strip	Tätningslist	1)	2
24	1321785-6	1	-	-	-	-		Sealing strip	Tätningslist		2
25	1369279-3	11	-	-	-	-		Clip	Clips		2
26	1341110-3	1	-	-	-	-		Crossmember	Tvärbalk		5
27	1334278-7	1	-	-	-	-		Rear wall	Ryggplåt		5
28	1334543-4	3	-	-	-	-		• Attaching hook	• Fästkrok		4
29	1334275-3	2	-	-	-	-		• Reinforcement	• Förstärkning		6
30	949017-8	X	-	-	-	-		Blind rivet	Blindnit	2) 3x2.6	2

1) Not included in complete body. / Ingår ej i komplett kaross.
2) Service version of welded T-studs for clips. / Serviceutförande av svetsbult för clips.

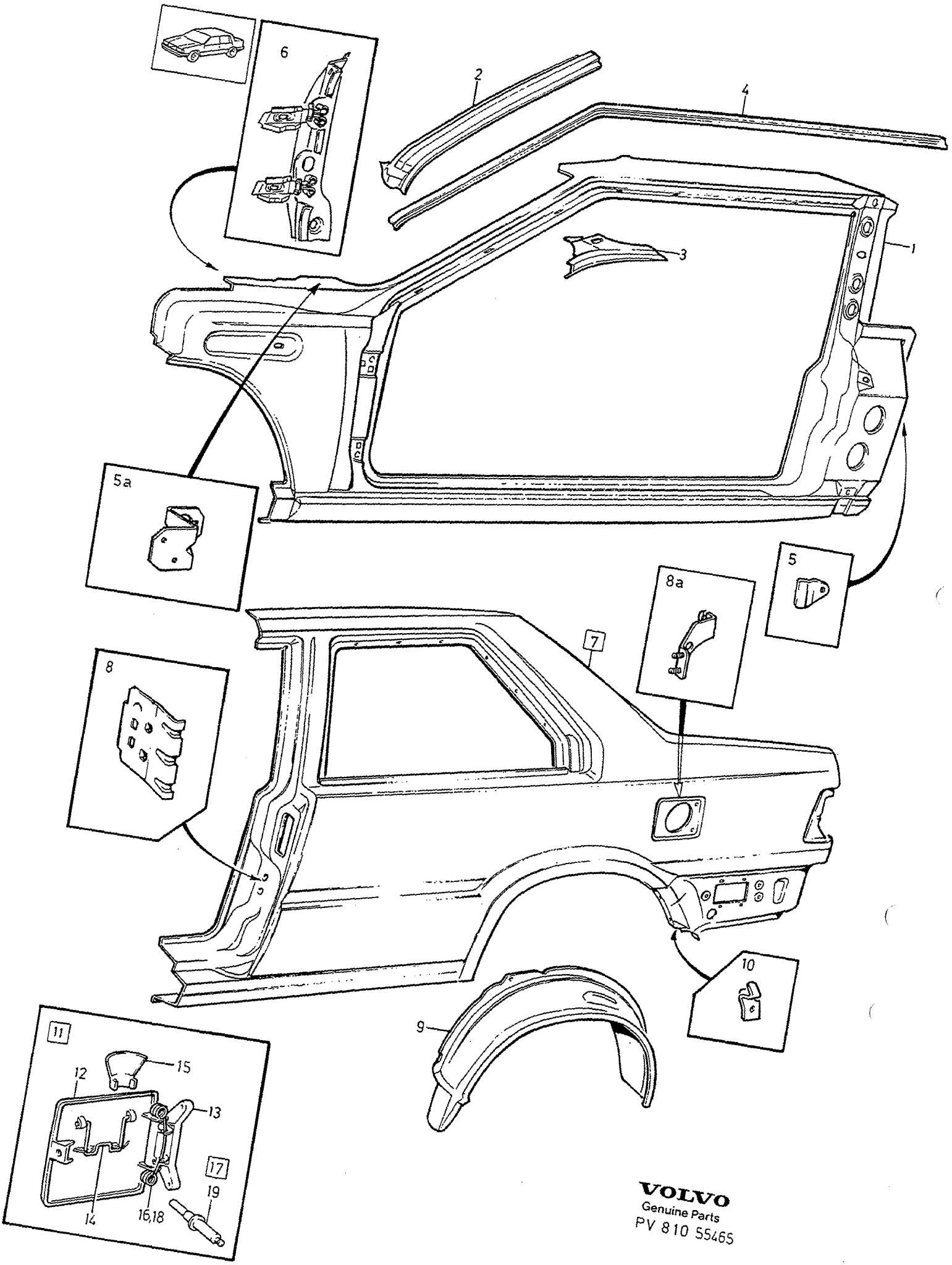

VOLVO
Genuine Parts
PV 810 55465

A
B
C
D
E

BODY SIDE OUTER — KAROSSIDA YTTRE

Group / Grupp: 81

Page / Sida: 863

Fig	Part No. Artikel nr	Quantity / Antal A	B	C	D	E	PS	Description	Benämning	Notes Anmärkning	SR
1	1341064-2	1	-	-	-	-		Body side, l.h.	Karossida, v		5
	1341065-9	1	-	-	-	-		Body side, r.h.	Karossida, h		5
		-	-	-	-	-		•	•	1)	
2	1384459-2	1	-	-	-	-		A-pillar, l.h.	A-stolpe, v	(1341068) -1987	4
	3510368-8	1	-	-	-	-		A-pillar, l.h.	A-stolpe, v	1988-	4
	1384460-0	1	-	-	-	-		A-pillar, r.h.	A-stolpe, h	(1341069) -1987	4
	3510369-6	1	-	-	-	-		A-pillar, r.h.	A-stolpe, h	1988-	4
3	1341070-9	1	-	-	-	-		Reinforcement, l.h.	Förstärkning, v		5
	1341071-7	1	-	-	-	-		Reinforcement, r.h.	Förstärkning, h		5
4	1341066-7	1	-	-	-	-		Drip moulding, l.h.	Dropplist, v		4
	1341067-5	1	-	-	-	-		Drip moulding, r.h.	Dropplist, h		4
5	1341672-2	1	-	-	-	-		Bracket, l.h.	Konsol, v		5
	1341673-0	1	-	-	-	-		Bracket, r.h.	Konsol, h		5
5a	1384412-1	2	-	-	-	-		Bracket	Konsol		5
6	1376325-5	1	-	-	-	-		Reinforcement, l.h.	Förstärkning, v		5
	1376326-3	1	-	-	-	-		Reinforcement, r.h.	Förstärkning, h		5
7	1396308-7	1	-	-	-	-		Body side, l.h. rear	Karossida, v bakre	(1341098)	2
	1396309-5	1	-	-	-	-		Body side, r.h. rear	Karossida, h bakre	(1341099)	2
		-	-	-	-	-		•	•	1)	
8	1341104-6	1	-	-	-	-		•Nut plate, l.h.	•Mutterplatta, v		4
	1341105-3	1	-	-	-	-		•Nut plate, r.h.	•Mutterplatta, h		4
8a	3510073-4	1	-	-	-	-		•Bracket	•Konsol	L.H.	3
9	3510342-3	1	-	-	-	-		Wheel housing, l.h.	Hjulhus, v	(1396282) -1987	4
	3510342-3	1	-	-	-	-		Wheel housing, l.h.	Hjulhus, v	1988-	4
	3510354-8	1	-	-	-	-		Wheel housing, r.h.	Hjulhus, h	(1396283) -1987	4
	3510354-8	1	-	-	-	-		Wheel housing, r.h.	Hjulhus, h	1988-	4
10	1341659-9	1	-	-	-	-		Bracket, l.h.	Konsol, v		3
	1341660-7	1	-	-	-	-		Bracket, r.h.	Konsol, h		3
11		1	-	-	-	-	NS	Hatch complete	Lucka komplett		
12	1374982-5	1	-	-	-	-		•Lid	•Lucka	(1341207)	2
13	1380664-1	1	-	-	-	-		•Hinge	•Gångjärn		3
14	1316323-3	1	-	-	-	-		•Support	•Stöd		2
15	1316435-5	1	-	-	-	-		•Retainer	•Hållare		2
16	1268035-1	1	-	-	-	-		•Spring	•Fjäder	CH -6499	3
☆ 17	3407215-7	1	-	-	-	-		•Repair kit	•Reparationssats	CH 6500-	4
18	3510767-1	1	-	-	-	-		••Spring	••Fjäder		3
19	3510865-3	2	-	-	-	-		••Plug	••Plugg		4

1) Service version. / Serviceutförande.

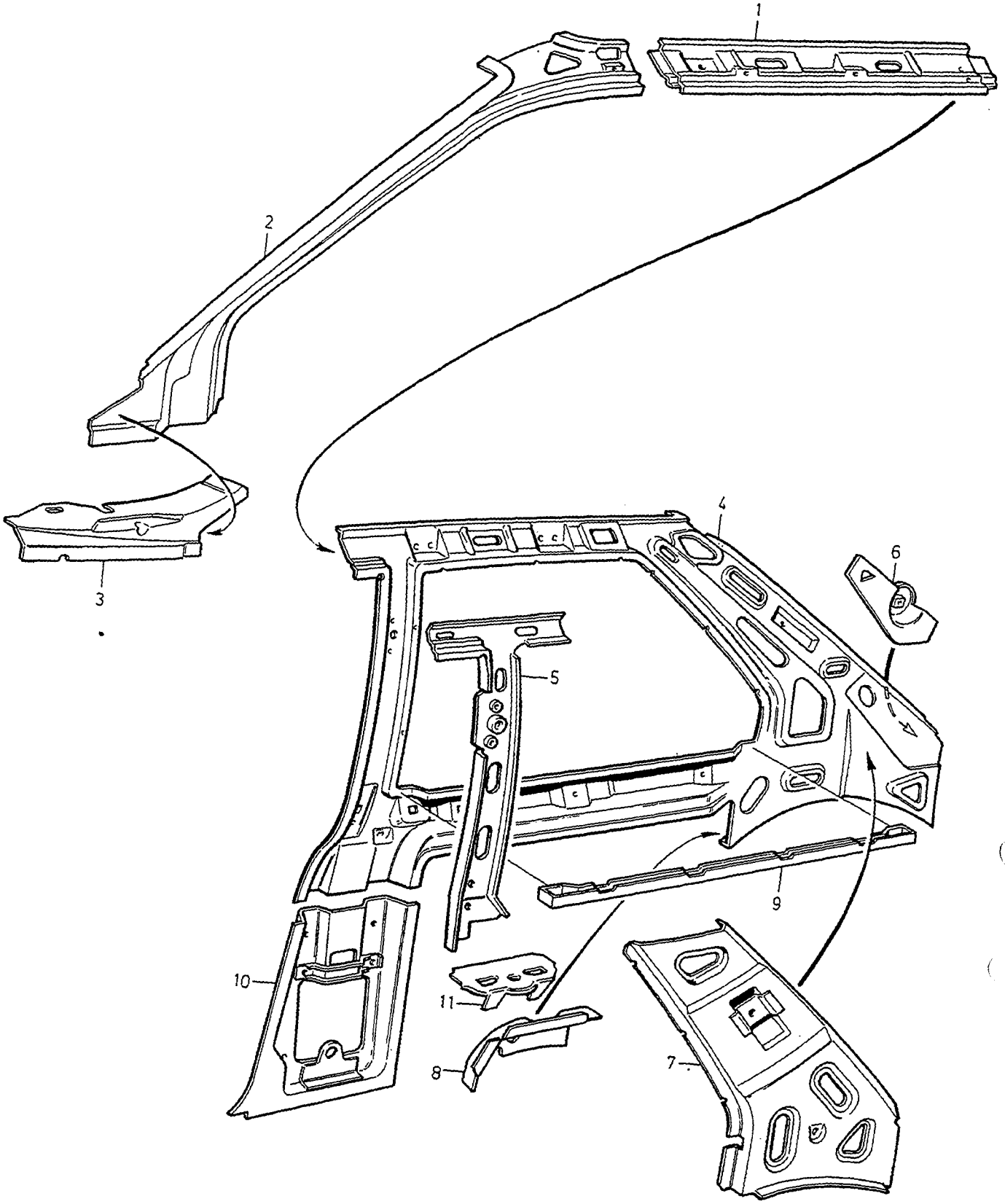

VOLVO PARTS
PV811 38089

A		BODY SIDE INNER	KAROSSIDA INRE	Group Grupp 81
B				
C				Page Sida 865
D				
E				

Fig	Part No. Artikel nr	Quantity / Antal					P S	Description	Benämning	Notes Anmärkning	S R
		A	B	C	D	E					
1	1341086-5	1	-	-	-	-		Cant rail, l.h.	Taksvällare, v		4
	1341087-3	1	-	-	-	-		Cant rail, r.h.	Taksvällare, h		4
2	1341108-7	1	-	-	-	-		Windscreen pillar, l.h.	Vindrutestolpe, v		4
	1341109-5	1	-	-	-	-		Windscreen pillar, r.h.	Vindrutestolpe, h		4
3	1355163-5	1	-	-	-	-		Reinforcement, l.h.	Förstärkning, v	(1334876)	4
	1355164-3	1	-	-	-	-		Reinforcement, r.h.	Förstärkning, h	(1334877)	4
4	1374937-9	1	-	-	-	-		Frame, l.h.	Ram, v	(1341082) -1989	5
	1374937-9	1	-	-	-	-		Frame, l.h.	Ram, v	1990-	5
	1341083-2	1	-	-	-	-		Frame, r.h.	Ram, h	-1989	4
	1374938-7	1	-	-	-	-		Frame, r.h.	Ram, h	1990-	5
5	1341199-6	1	-	-	-	-		Reinforcement, l.h.	Förstärkning, v	-1989	4
	1374941-1	1	-	-	-	-		Reinforcement, l.h.	Förstärkning, v	1990-	5
	1341200-2	1	-	-	-	-		Reinforcement, r.h.	Förstärkning, h	-1989	4
	1374942-9	1	-	-	-	-		Reinforcement, r.h.	Förstärkning, h	1990-	5
6	1341356-2	1	-	-	-	-		Reinforcement, l.h.	Förstärkning, v		4
	1341357-0	1	-	-	-	-		Reinforcement, r.h.	Förstärkning, h		4
7	1341442-0	1	-	-	-	-		D-pillar, l.h.	D-stolpe, v		4
	1341443-8	1	-	-	-	-		D-pillar, r.h.	D-stolpe, h		4
8	1341366-1	1	-	-	-	-		Panel, l.h.	Panel, v		4
	1341367-9	1	-	-	-	-		Panel, r.h.	Panel, h		4
9	1341391-9	1	-	-	-	-		Reinforcement, l.h.	Förstärkning, v		4
	1341392-7	1	-	-	-	-		Reinforcement, r.h.	Förstärkning, h		4
10	1341076-6	1	-	-	-	-		Reinforcement, l.h.	Förstärkning, v		4
	1341077-4	1	-	-	-	-		Reinforcement, r.h.	Förstärkning, h		4
11	1355178-3	1	-	-	-	-		Reinforcement	Förstärkning	(1267203)	4

FRONT SECTION / FRAMPARTI

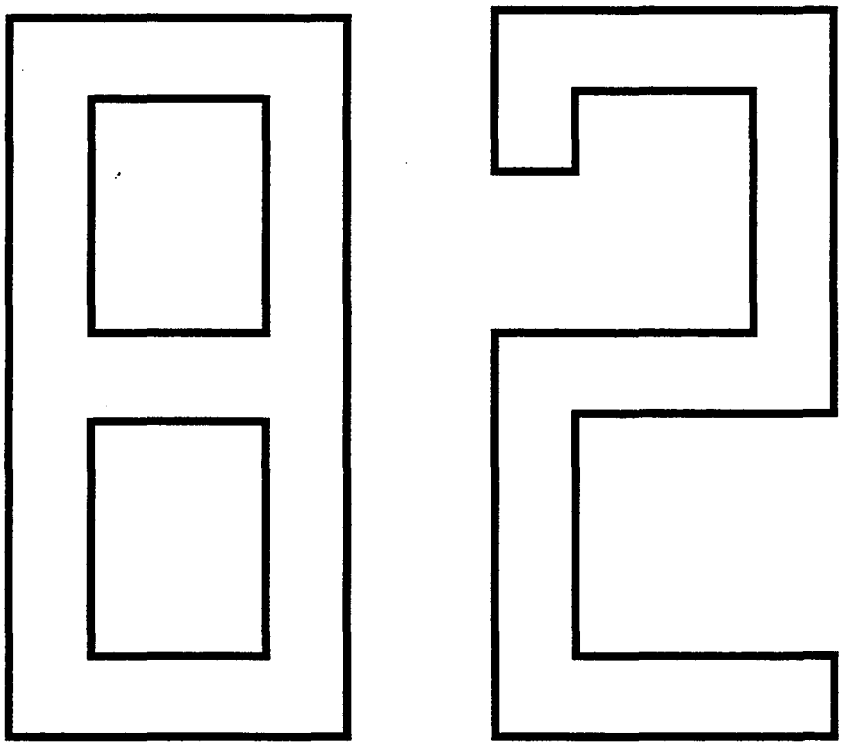

A
B
C
D
E

SUB GROUP
FRONT SECTION

UNDERGRUPP
FRAMPARTI

Group
Grupp
82

Page
Sida
867

Fig	Part No. Artikel nr	Quantity / Antal					P S	Description	Benämning	Notes Anmärkning	S R
		A	B	C	D	E					
		-	-	-	-	-		Bonnet Bonnet lock	Motorhuv Huvlås	SEE 82•869	
		-	-	-	-	-		Radiator grille	Kylargaller	SEE 82•871	

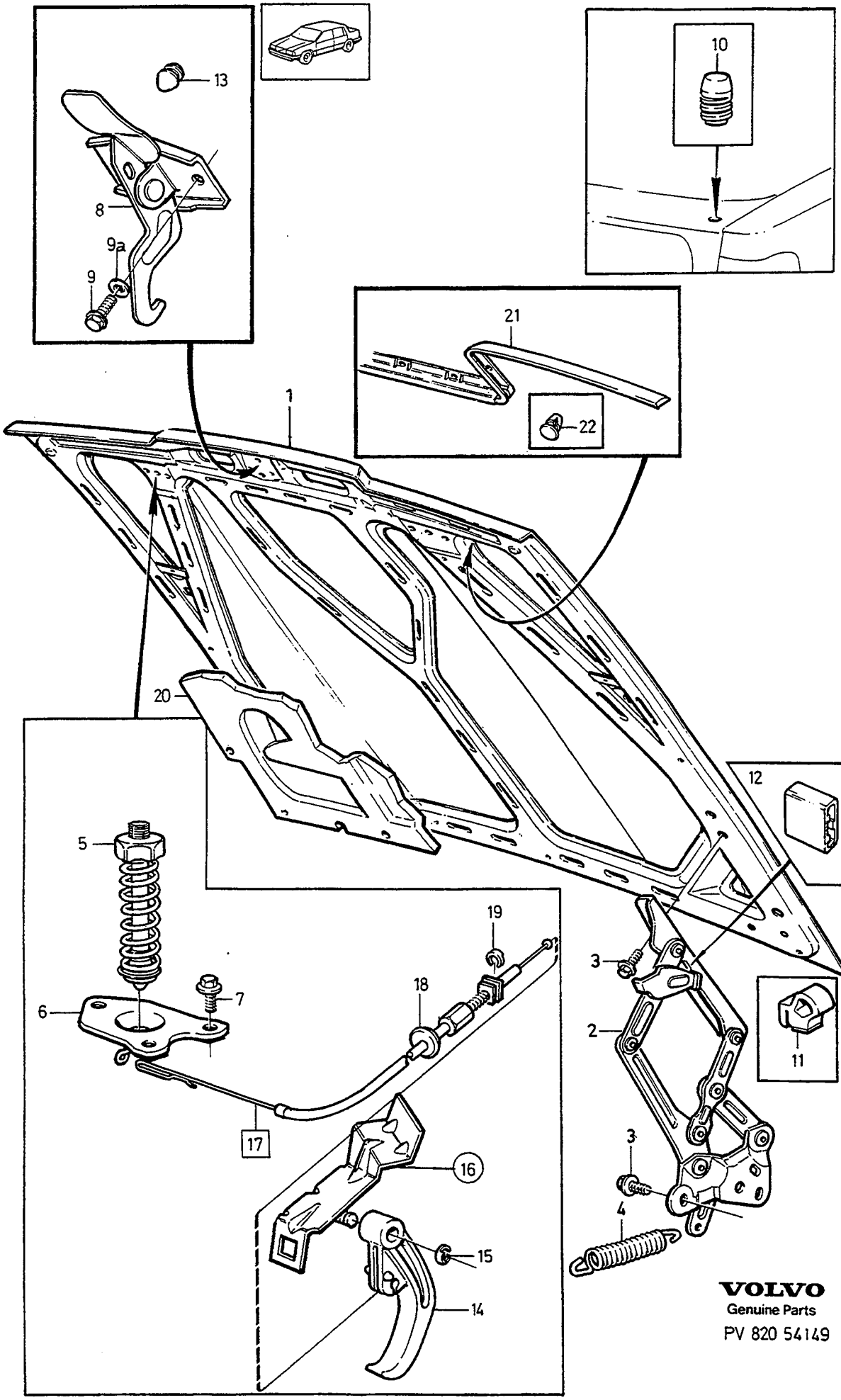

VOLVO
Genuine Parts
PV 820 54149

A
B
C
D
E

BODY FRAME — KAROSSERISTOMME
BONNET — MOTORHUV
BONNET LOCK — HUVLÅS

Group / Grupp 82
Page / Sida 869

Fig	Part No. Artikel nr	Quantity / Antal A	B	C	D	E	PS	Description	Benämning	Notes Anmärkning	SR
1	3406774-4	1	-	-	-	-		Bonnet	Motorhuv	(1341165)	2
	3406774-4	1	-	-	-	-		Bonnet	Motorhuv	(3510380)	2
	3406774-4	1	-	-	-	-		Bonnet	Motorhuv	(3510992)	2
2	1267383-6	1	-	-	-	-		Bonnet hinge, l.h.	Huvgångjärn, v		3
	1267384-4	1	-	-	-	-		Bonnet hinge, r.h.	Huvgångjärn, h		3
3	967641-2	10	-	-	-	-		Flange screw	Flänsskruv		2
4	1267382-8	2	-	-	-	-		Spring	Fjäder		3
5	1268218-3	2	-	-	-	-		Bonnet lock complete	Huvlås komplett	1) -1989	2
☆	3526721-0	2	-	-	-	-		Bonnet lock complete	Huvlås komplett	(3526915) 1990-	2
6	1334786-9	2	-	-	-	-		Bonnet lock, lower	Huvlås, undre	1)	2
7	967411-0	6	-	-	-	-		Flange screw	Flänsskruv	1)	2
8	3510011-4	1	-	-	-	-		Safety catch	Säkerhetsspärr	1)	3
9	965175-3	2	-	-	-	-		Flange screw	Flänsskruv	1)	2
9a	960141-0	2	-	-	-	-		Washer	Bricka	1)	2
10	1382135-0	2	-	-	-	-		Buffer	Buffert	1)	3
11	1380321-8	2	-	-	-	-		Support	Stöd	1)	3
12	1316920-6	2	-	-	-	-		Ferrule	Skoning	1)	3
13	1341425-5	1	-	-	-	-		Rubber damper	Gummidämpare	1)	3
14	1268911-3	1	-	-	-	-		Handle	Handtag	1)	3
15	1268950-1	1	-	-	-	-		Retaining ring	Spårring		3
16		-	-	-	-	-		Bracket	Konsol	SEE 88•1001	
17	1268914-7	1	-	-	-	-		Cable	Wire	-1990	3
☆	3538561-6	1	-	-	-	-		Cable	Wire	1991-	3
18	1371265-8	1	-	-	-	-		•Rubber bushing	•Gummibussning	-1990	3
☆	1380926-4	1	-	-	-	-		•Rubber bushing	•Gummibussning	1991-	2
19	947515-3	1	-	-	-	-		E-circlip	Spårryttare		2
20		1	-	-	-	-		Sound absorber	Ljudabsorbent	SEE 89•1035	
21	3510284-7	1	-	-	-	-		Seal	Tätning		2
22	1396216-2	16	-	-	-	-		Clip	Clips	(1376398) -1986	2
	1396216-2	16	-	-	-	-		Clip	Clips	1987-	2

1) Not included in complete body. / Ingår ej i komplett kaross.

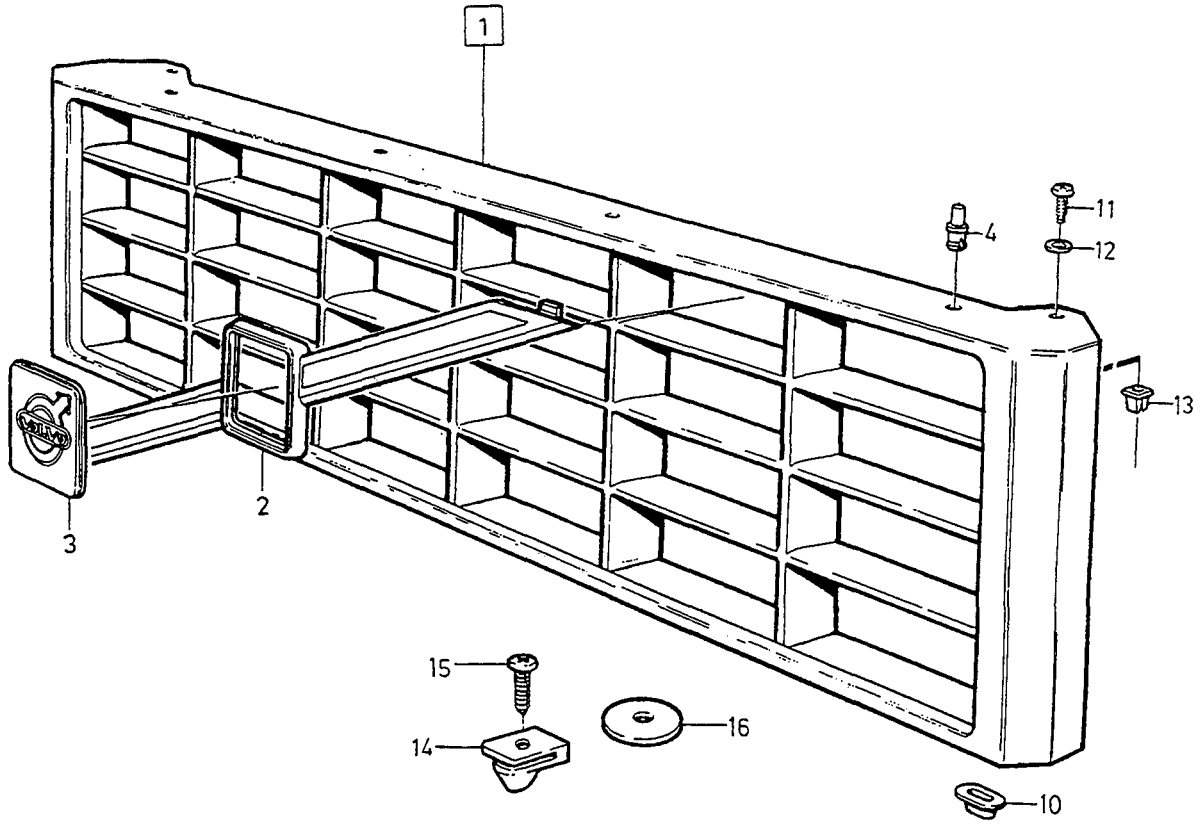

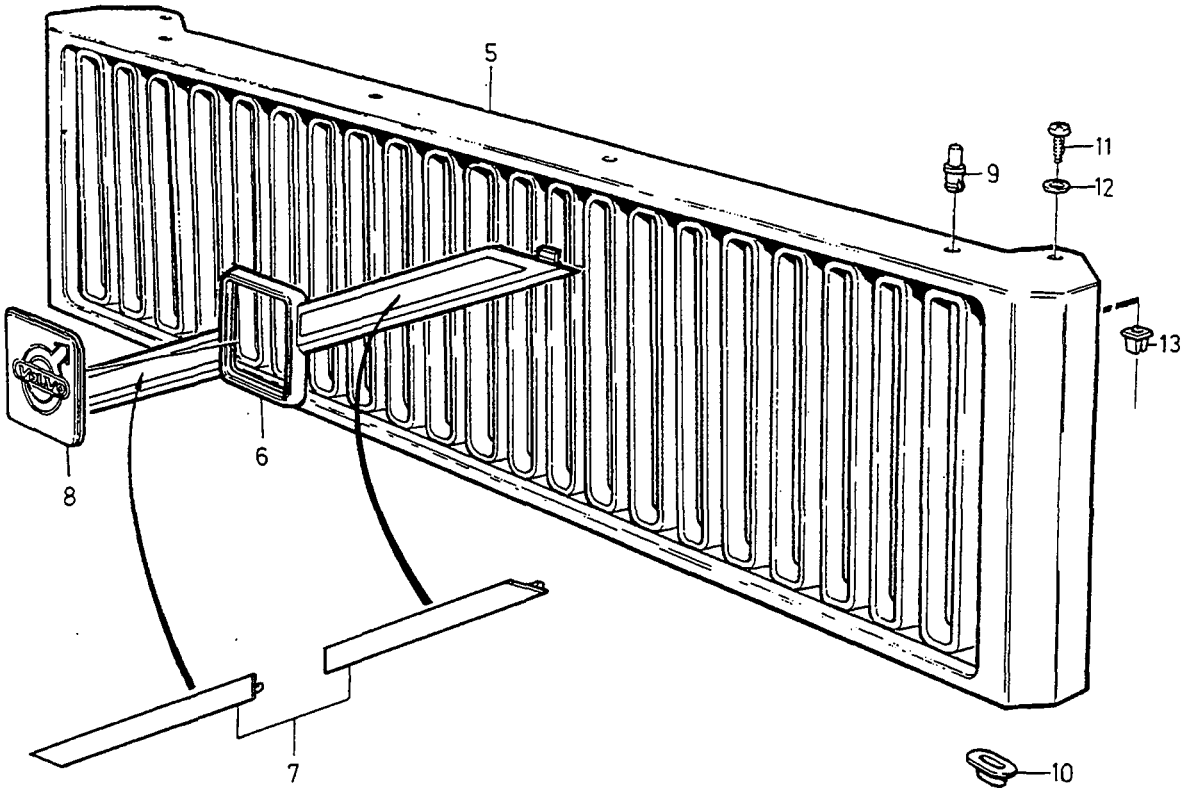

VOLVO
Genuine Parts
PV 820 58657

A		RADIATOR GRILLE	KYLARGALLER	Group Grupp 82
B				
C				Page Sida 871
D				
E				

Fig	Part No. Artikel nr	Quantity / Antal A	B	C	D	E	PS	Description	Benämning	Notes Anmärkning	SR
1	1341309-1	1	-	-	-	-		Radiator grille	Kylargaller		2
2	1341313-3	1	-	-	-	-		•Trim moulding	•Prydnadslist		2
3	1396234-5	1	-	-	-	-		•Emblem	•Emblem	(1341312)	2
4	1384064-0	4	-	-	-	-		•Clip	•Clips		2
5	1374959-3	1	-	-	-	-		Radiator grille	Kylargaller		2
6	1341313-3	1	-	-	-	-		•Trim moulding	•Prydnadslist		2
7	3406340-4	2	-	-	-	-		•Trim moulding	•Prydnadslist		2
8	1396234-5	1	-	-	-	-		•Emblem	•Emblem		2
9	1384064-0	4	-	-	-	-		Clip	Clips		2
10	1341462-8	3	-	-	-	-		Support sleeve	Stödhylsa		3
11	955129-2	2	-	-	-	-		Screw	Skruv		2
12	962653-2	2	-	-	-	-		Washer	Bricka		2
13	1341901-5	2	-	-	-	-		Retainer	Hållare		2
14	*3510448*	4	-	-	-	-	OP	Spacer	Distans	ALTER 1	2
15	*965318*	4	-	-	-	-	OP	Screw	Skruv		2
16	1396085-1	4	-	-	-	-		Spacer	Distans	ALTER 2	2

DOORS AND HATCHES / DÖRRAR OCH LUCKOR

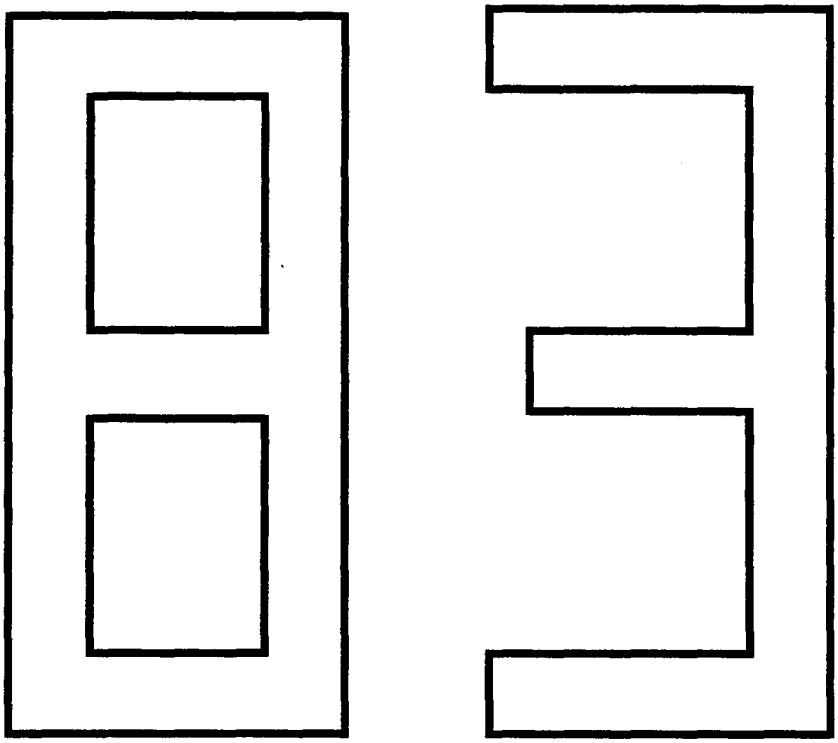

A
B
C
D
E

SUB GROUP
DOORS AND HATCHES

UNDERGRUPP
DÖRRAR OCH LUCKOR

Group
Grupp
83

Page
Sida
873

Fig	Part No. Artikel nr	Quantity / Antal A	B	C	D	E	PS	Description	Benämning	Notes Anmärkning	SR
		-	-	-	-	-		Body frame door	Karosseristomme dörr	SEE 83-875	
		-	-	-	-	-		Body frame boot lid	Karosseristomme bagagelucka	SEE 83-877	
		-	-	-	-	-		Door Locking system	Dörr Låssystem	1) SEE 83-879	
		-	-	-	-	-		Door Locking system	Dörr Låssystem	2) SEE 83-883	
		-	-	-	-	-		Door Winder mechanism	Dörr Hissmekanism	SEE 83-885	
		-	-	-	-	-		Boot lid components	Detaljer baklucka	SEE 83-887	
		-	-	-	-	-		Lock device. tailgate and fuel filler lid.	Låssystem. baklucka och tanklucka.	SEE 83-889	
		-	-	-	-	-		Roof hatch	Taklucka	SEE 83-891	
		-	-	-	-	-		Lock units	Låssatser	SEE 83-895	

1) CH -6499.
2) CH 6793-

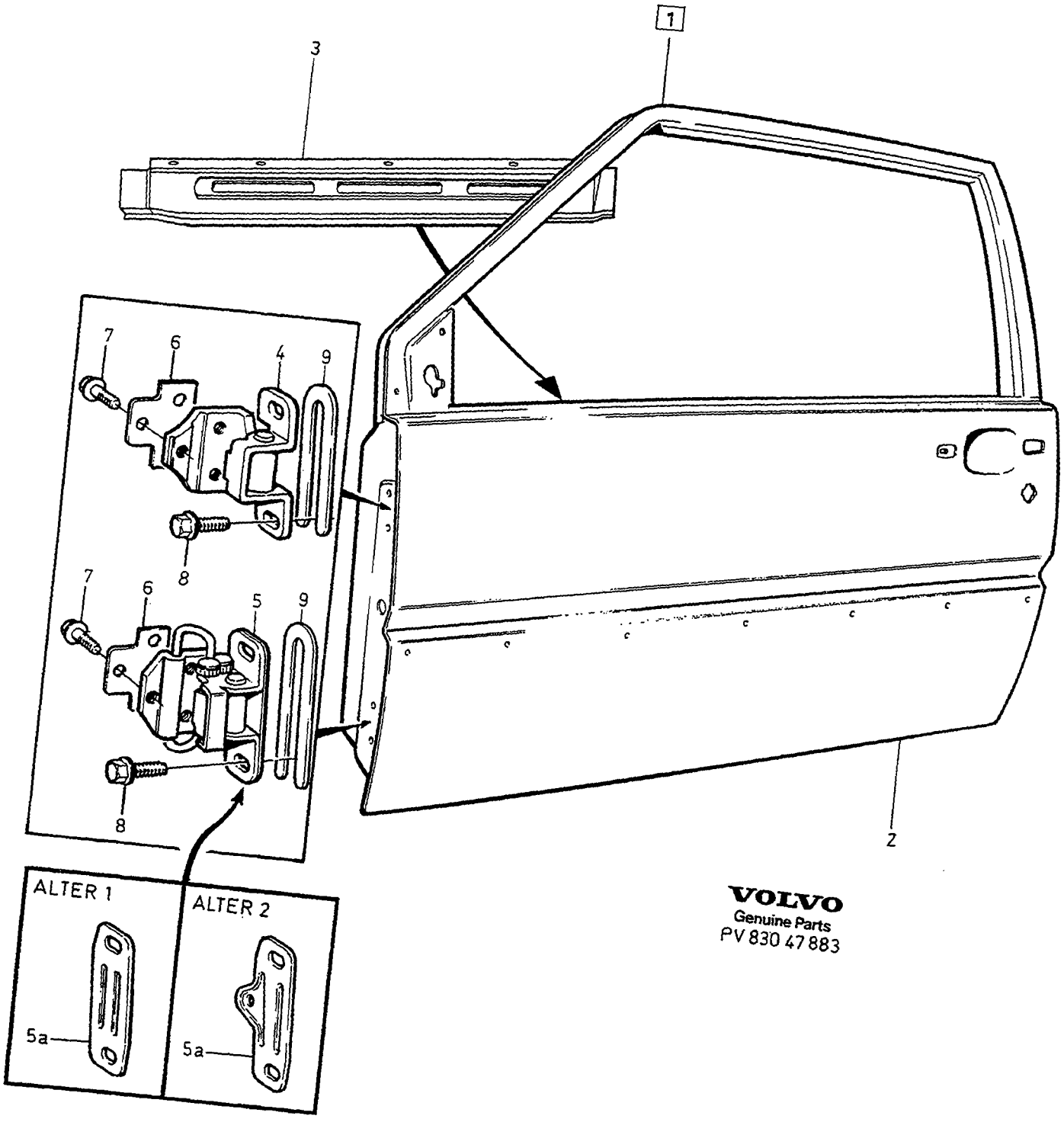

VOLVO
Genuine Parts
PV 830 47 883

A
B
C
D
E

BODY FRAME — KAROSSERISTOMME
DOOR — DÖRR

Group / Grupp 83
Page / Sida 875

Fig	Part No. Artikel nr	Quantity / Antal A	B	C	D	E	PS	Description	Benämning	Notes Anmärkning	SR
1	3510277-1	1	-	-	-	-		Door, l.h.	Dörr, v	(1341124)	2
☆	3510278-9	1	-	-	-	-		Door, r.h.	Dörr, h	(1341125)	2
2	1384448-5	1	-	-	-	-		• Outer panel, l.h.	• Ytterplåt, v	(1341126)	2
	1384449-3	1	-	-	-	-		• Outer panel, r.h.	• Ytterplåt, h	(1341127)	2
3	1341142-6	1	-	-	-	-		• Reinforcement, l.h.	• Förstärkning, v		2
	1341143-4	1	-	-	-	-		• Reinforcement, r.h.	• Förstärkning, h		2
4	1380534-6	1	-	-	-	-		Hinge, l.h.	Gångjärn, v	(1267361)	3
	1380535-3	1	-	-	-	-		Hinge, r.h.	Gångjärn, h	(1267362)	3
5	1355200-5	1	-	-	-	-		Hinge, l.h.	Gångjärn, v	ALTER 1	3
	1355201-3	1	-	-	-	-		Hinge, r.h.	Gångjärn, h	ALTER 1	3
	1380536-1	2	-	-	-	-		Hinge, l.h.	Gångjärn, v	ALTER 2	3
	1380537-9	2	-	-	-	-		Hinge, r.h.	Gångjärn, h	ALTER 2	3
5a		1	-	-	-	-	NS	• Bracket	• Konsol		
6	1268984-0	4	-	-	-	-		Washer	Bricka		3
7	973924-4	12	-	-	-	-		Flange screw	Flänsskruv	(965179)	2
8	967641-2	8	-	-	-	-		Flange screw	Flänsskruv		2
9	1355240-1	X	-	-	-	-		Adjusting washer	Justerbricka	THK = 0.3mm	2
	1355239-3	X	-	-	-	-		Adjusting washer	Justerbricka	THK = 0.5mm	2

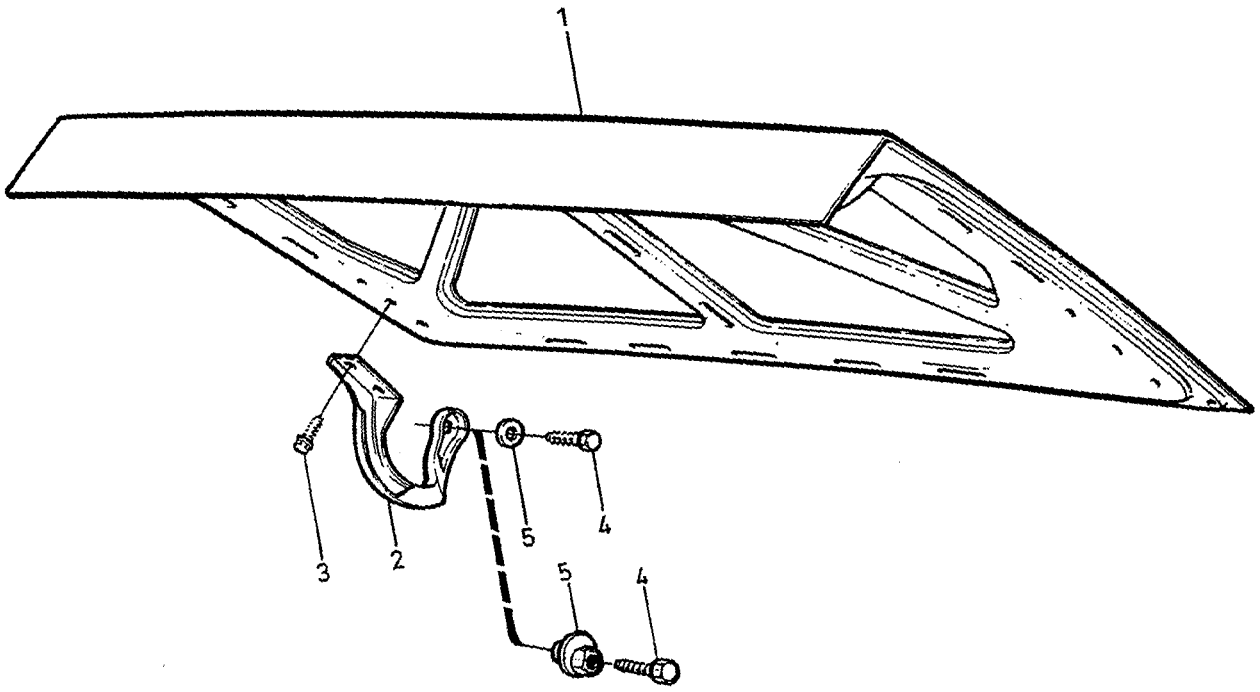

VOLVO
Genuine Parts
PV 830 48 006

A
B
C
D
E

BODY FRAME — KAROSSERISTOMME
BOOT LID — BAGAGELUCKA

Group / Grupp: 83
Page / Sida: 877

Fig	Part No. / Artikel nr	Quantity / Antal A	B	C	D	E	PS	Description	Benämning	Notes / Anmärkning	SR
1	1396429-1	1	-	-	-	-		Boot lid	Baklucka	(1341157)	2
2	1334656-4	1	-	-	-	-		Hinge, l.h.	Gångjärn, v		3
	1334657-2	1	-	-	-	-		Hinge, r.h.	Gångjärn, h		3
3	967641-2	4	-	-	-	-		Flange screw	Flänsskruv		2
4	946329-0	2	-	-	-	-		Flange screw	Flänsskruv	ALTER 1	2
	959239-5	2	-	-	-	-		Screw	Skruv	ALTER 2	2
5	1316488-4	2	-	-	-	-		Washer	Bricka	ALTER 1	3
	(3503732)	-	-	-	-	-	SP	Spring	Excenter	ALTER 2 REPL 1 PCS 1316488-4 1 PCS 959238-7	3

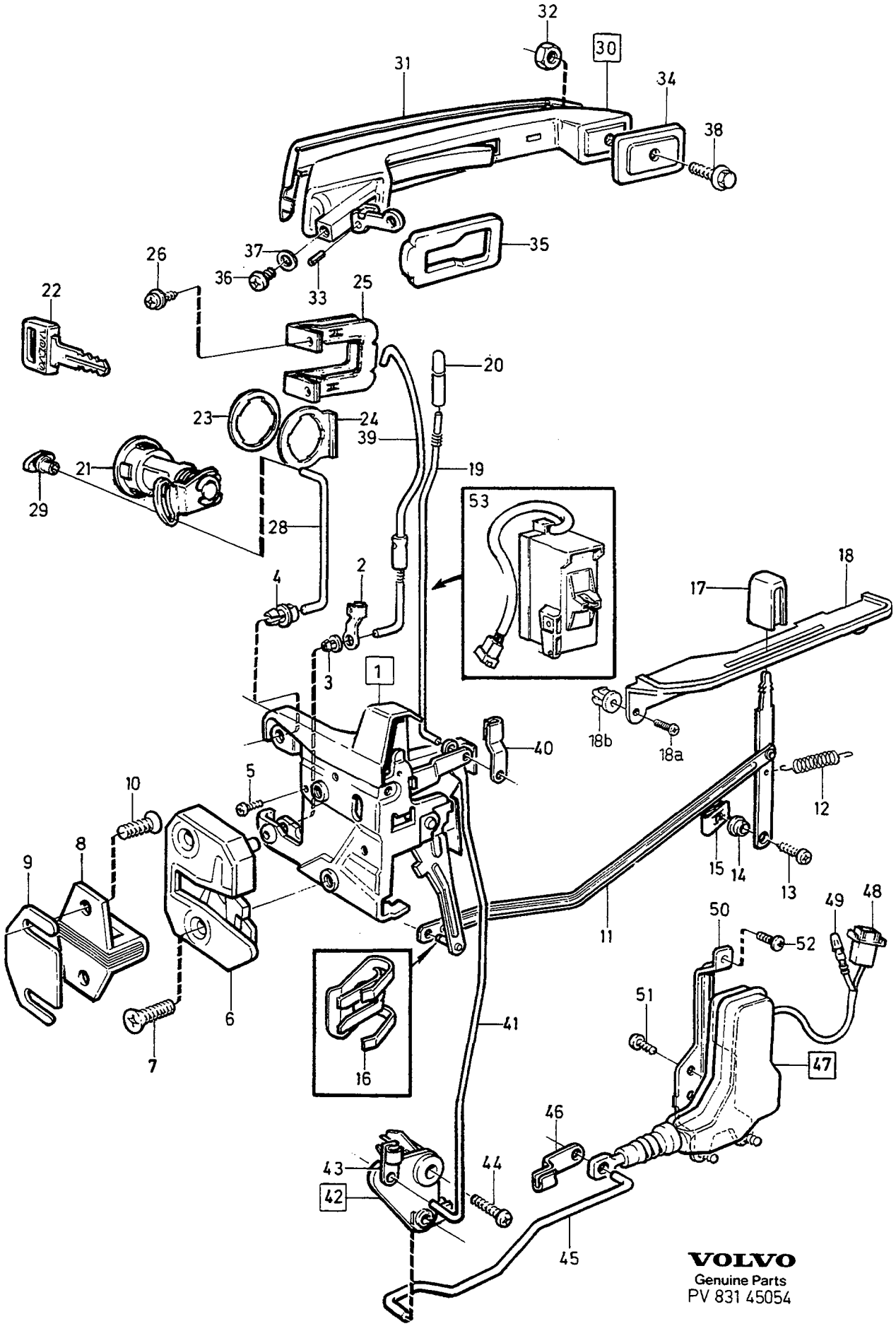

VOLVO
Genuine Parts
PV 831 45054

A
B
C
D
E

DOOR
LOCKING SYSTEM

DÖRR
LÅSSYSTEM

1)

Group
Grupp
83

Page
Sida
879

Fig	Part No. Artikel nr	Quantity / Antal A	B	C	D	E	PS	Description	Benämning	Notes Anmärkning	SR
1	1380902-5	1	-	-	-	-		Lock, l.h.	Lås, v	(1334530)	3
	1334533-5	1	-	-	-	-		Lock, r.h.	Lås, h		3
2	1320863-2	1	-	-	-	-		•Clip	•Clips		2
3	1320864-0	1	-	-	-	-		•Bushing	•Bussning		2
4	1321511-6	1	-	-	-	-		•Clip	•Clips		2
5	956057-4	2	-	-	-	-		Screw	Skruv		2
6	1320322-9	1	-	-	-	-		Lock, l.h.	Lås, v		3
	1320323-7	1	-	-	-	-		Lock, r.h.	Lås, h		3
7	1355226-0	4	-	-	-	-		Screw	Skruv		2
8	1380074-3	2	-	-	-	-		Lock brace	Låsbygel		3
9	1316087-4	X	-	-	-	-		Shim	Justerbleck		3
10	3503873-6	4	-	-	-	-		Screw	Skruv		2
11	3510059-3	1	-	-	-	-		Door opener, l.h.	Dörröppnare, v	(1341175) CH-2051	3
	3510059-3	1	-	-	-	-		Door opener, l.h.	Dörröppnare, v	CH 2052-	3
	3510060-1	1	-	-	-	-		Door opener, r.h.	Dörröppnare, h	(1341176) CH-2051	3
	3510060-1	1	-	-	-	-		Door opener, r.h.	Dörröppnare, h	CH 2052-	3
12	1341424-8	2	-	-	-	-		Spring	Fjäder		2
13	958246-1	2	-	-	-	-		Screw	Skruv		2
14	1203311-4	2	-	-	-	-		Washer	Bricka		3
15	1255989-4	2	-	-	-	-		Spring nut	Fjädermutter		2
16	1203658-8	2	-	-	-	-		Clip	Clips		2
17	1341650-8	2	-	-	-	-		Handle	Handtag	CH-2051	3
	3510523-8	1	-	-	-	-		Handle, l.h.	Handtag, v	CH 2052-	2
	3510057-7	1	-	-	-	-		Handle, r.h.	Handtag, h	CH 2052-	2
18	1341655-7	1	-	-	-	-		Guide, l.h.	Styrning, v		4
	1341656-5	1	-	-	-	-		Guide, r.h.	Styrning, h		4
18a	969476-1	4	-	-	-	-		Screw	Skruv	(955141)	2
18b	949125-9	4	-	-	-	-		Plastic nut	Plastmutter		3
19	1376452-7	2	-	-	-	-		Link	Länk		3
20	1341664-9	2	-	-	-	-		Lock button	Låsknapp		2
21		1	-	-	-	-		Lock kit	Låssats	SEE 83•895	
22	1320306-2	X	-	-	-	-		Key blank	Nyckelämne		2
23	1355535-4	2	-	-	-	-		Gasket	Packning		2
24	1334865-1	2	-	-	-	-		Lock washer	Låsbricka		2
☆ 25	3528947-9	1	-	-	-	-		Clip, l.h.	Clips, v		3
☆	3528948-7	1	-	-	-	-		Clip, r.h.	Clips, h		3
26	972079-8	4	-	-	-	-		Screw	Skruv	(968464)	2
28	1268605-1	1	-	-	-	-		Link, l.h.	Länk, v		3
	1268606-9	1	-	-	-	-		Link, r.h.	Länk, h		3
29	1334720-8	2	-	-	-	-		Clip	Clips		3
30	1380517-1	1	-	-	-	-		Handle, l.h.	Handtag, v		2
	1380518-9	1	-	-	-	-		Handle, r.h.	Handtag, h		2
31	1268806-5	1	-	-	-	-		•Trim moulding	•Prydnadslist		3
32	955781-0	1	-	-	-	-		•Nut	•Mutter		2
☆ 33	1380524-7	1	-	-	-	-		•Pin	•Pinne		2
34	3503041-0	2	-	-	-	-		Gasket	Packning	(1268603)	2
35	3503042-8	2	-	-	-	-		Gasket	Packning	(1334593)	2
36	955269-6	2	-	-	-	-		Screw	Skruv		2
37	955892-5	2	-	-	-	-		Washer	Bricka		2
38	965175-3	2	-	-	-	-		Flange screw	Flänsskruv		2
39	1268724-0	1	-	-	-	-		Link, l.h.	Länk, v		3
	1268725-7	1	-	-	-	-		Link, r.h.	Länk, h		3
40	1304766-7	2	-	-	-	-		Clamp	Klamma		3
41	1321507-4	1	-	-	-	-		Link, l.h.	Länk, v	CH-2019	3
	1321508-2	1	-	-	-	-		Link, r.h.	Länk, h		3
42	1321515-7	1	-	-	-	-		Lever, l.h.	Hävarm, v	CH-2019	3
	1321516-5	1	-	-	-	-		Lever, r.h.	Hävarm, h		3
43	1355333-4	2	-	-	-	-		•Clip	•Clips	(1246096)	3
44	972079-8	2	-	-	-	-		Screw	Skruv	(965395)	2

1) CH -6499.

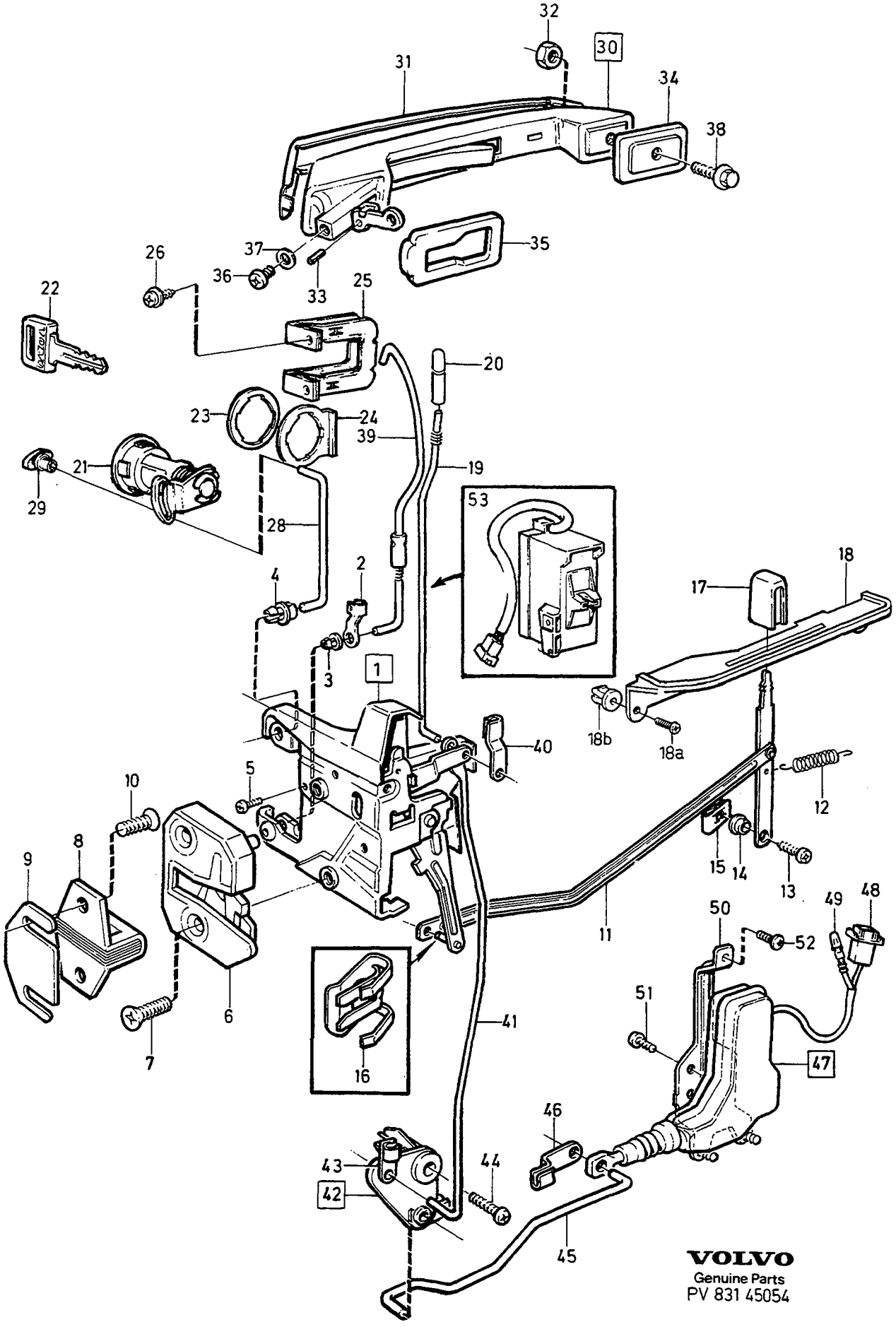

VOLVO
Genuine Parts
PV 831 45054

A
B
C
D
E

DOOR
LOCKING SYSTEM

DÖRR
LÅSSYSTEM

Group
Grupp
83

Page
Sida
881

1)

Fig	Part No. Artikel nr	Quantity / Antal A	B	C	D	E	PS	Description	Benämning	Notes Anmärkning	SR
45	1334318-1	2	-	-	-	-		Link	Länk		3
46	1304766-7	2	-	-	-	-		Clamp	Klamma		3
47	*(1334395)*	2	-	-	-	-	SP	Motor	Motor	CH-2019 1987. REPL 1 PCS 1380298-8, 1 PCS 968380-6, 1 PCS 946640-0.	3
	(1334395)	1	-	-	-	-	SP	Motor	Motor	1987 CH 2020-3299. REPL 1 PCS 1380298-8, 1 PCS 968380-6, 1 PCS 946640-0.	3
	1380298-8	1	-	-	-	-		Motor	Motor	1988-	2
48	948995-6	1	-	-	-	-		• Pin housing	• Stiftisolator	-1987	3
	968381-4	1	-	-	-	-		• Tab housing	• Stiftisolator	1988-	3
49	965824-6	2	-	-	-	-		• Cable terminal	• Ledningssko	(948291) -1987	1
	968373-1	2	-	-	-	-		• Cable terminal	• Ledningssko	1988-	3
50	1316772-1	2	-	-	-	-		Bracket	Konsol		3
51	955129-2	4	-	-	-	-		Screw	Skruv		2
52	972079-8	6	-	-	-	-		Screw	Skruv	(965395) CH -2019	2
	958236-2	3	-	-	-	-		Screw	Skruv	(1396053) CH 2020-	2
53		-	-	-	-	-		Switch	Omkopplare	SEE 36 • 459	

1) CH -6499.

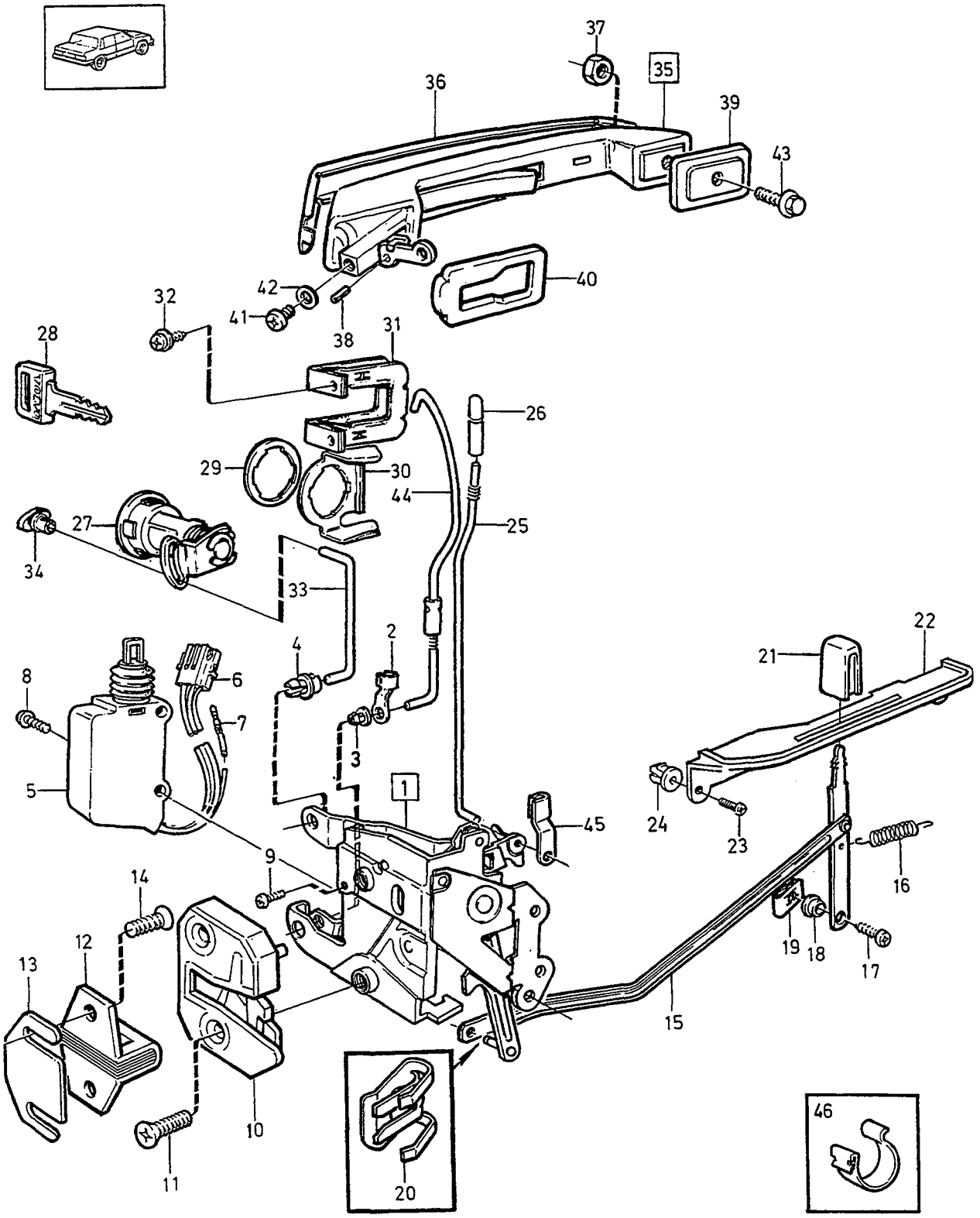

VOLVO
Genuine Parts
PV 831 53793

A
B
C
D
E

DOOR
LOCKING SYSTEM

DÖRR
LÅSSYSTEM

Group
Grupp
83

Page
Sida
883

1)

Fig	Part No. Artikel nr	Quantity / Antal A	B	C	D	E	PS	Description	Benämning	Notes Anmärkning	SR
1	1380902-5	1	-	-	-	-		Lock, l.h.	Lås, v		3
	1380905-8	1	-	-	-	-		Lock, r.h.	Lås, h		3
2	1320863-2	1	-	-	-	-		•Clip	•Clips		2
3	1320864-0	1	-	-	-	-		•Bushing	•Bussning		2
4	1321511-6	1	-	-	-	-		•Clip	•Clips		2
5	3526064-5	2	-	-	-	-		Motor with switches	Motor med strömställare		3
6	968397-0	1	-	-	-	-		•Tab housing	•Stiftisolator		3
7	968373-1	5	-	-	-	-		•Cable terminal	•Ledningssko		3
8	949947-6	2	-	-	-	-		Screw	Skruv		2
9	956057-4	2	-	-	-	-		Screw	Skruv		2
10	1320322-9	1	-	-	-	-		Lock, l.h.	Lås, v		3
	1320323-7	1	-	-	-	-		Lock, r.h.	Lås, h		3
11	1355226-0	4	-	-	-	-		Screw	Skruv		2
12	1380074-3	2	-	-	-	-		Lock brace	Låsbygel		3
13	1316087-4	X	-	-	-	-		Shim	Justerbleck		3
14	3503873-6	4	-	-	-	-		Screw	Skruv		2
15	3510059-3	1	-	-	-	-		Door opener, l.h.	Dörröppnare, v		3
	3510060-1	1	-	-	-	-		Door opener, r.h.	Dörröppnare, h		3
16	1341424-8	2	-	-	-	-		Spring	Fjäder		2
☆ 17	969489-4	2	-	-	-	-		Six point socket screw	Sextandhålskruv		2
18	1203311-4	2	-	-	-	-		Washer	Bricka		3
19	1255989-4	2	-	-	-	-		Spring nut	Fjädermutter		2
20	1203658-8	2	-	-	-	-		Clip	Clips		2
21	3510523-8	1	-	-	-	-		Handle, l.h.	Handtag, v		2
	3510057-7	1	-	-	-	-		Handle, r.h.	Handtag, h		2
22	1341655-7	1	-	-	-	-		Guide, l.h.	Styrning, v		4
	1341656-5	1	-	-	-	-		Guide, r.h.	Styrning, h		4
23	969476-1	4	-	-	-	-		Screw	Skruv	(955141)	2
24	949125-9	4	-	-	-	-		Plastic nut	Plastmutter		3
25	1376452-7	2	-	-	-	-		Link	Länk		3
26	1341664-9	2	-	-	-	-		Lock button	Låsknapp		2
27		1	-	-	-	-		Lock kit	Låssats	SEE 83•895	
28	1320306-2	X	-	-	-	-		Key blank	Nyckelämne		2
29	1355535-4	2	-	-	-	-		Gasket	Packning		2
30	3538087-2	2	-	-	-	-		Lock washer	Låsbricka		2
31	3528947-9	1	-	-	-	-		Clip, l.h.	Clips, v		3
	3528948-7	1	-	-	-	-		Clip, r.h.	Clips, h		3
32	972079-8	4	-	-	-	-		Screw	Skruv	(968464)	2
33	1268605-1	1	-	-	-	-		Link, l.h.	Länk, v		3
	1268606-9	1	-	-	-	-		Link, r.h.	Länk, h		3
34	1334720-8	2	-	-	-	-		Clip	Clips		3
35	1380517-1	1	-	-	-	-		Handle, l.h.	Handtag, v		2
	1380518-9	1	-	-	-	-		Handle, r.h.	Handtag, h		2
36	1268806-5	1	-	-	-	-		•Trim moulding	•Prydnadslist		3
37	955781-0	1	-	-	-	-		•Nut	•Mutter		2
☆ 38	1380524-7	1	-	-	-	-		•Pin	•Pinne		2
39	3503041-0	2	-	-	-	-		Gasket	Packning		2
40	3503042-8	2	-	-	-	-		Gasket	Packning		2
41	955269-6	2	-	-	-	-		Screw	Skruv		2
42	955892-5	2	-	-	-	-		Washer	Bricka		2
43	965175-3	2	-	-	-	-		Flange screw	Flänsskruv		2
44	1268724-0	1	-	-	-	-		Link, l.h.	Länk, v		3
	1268725-7	1	-	-	-	-		Link, r.h.	Länk, h		3
45	1304766-7	2	-	-	-	-		Clamp	Klamma		3
46	191404-3	6	-	-	-	-		Clamp	Klamma		2

1) CH 6793-

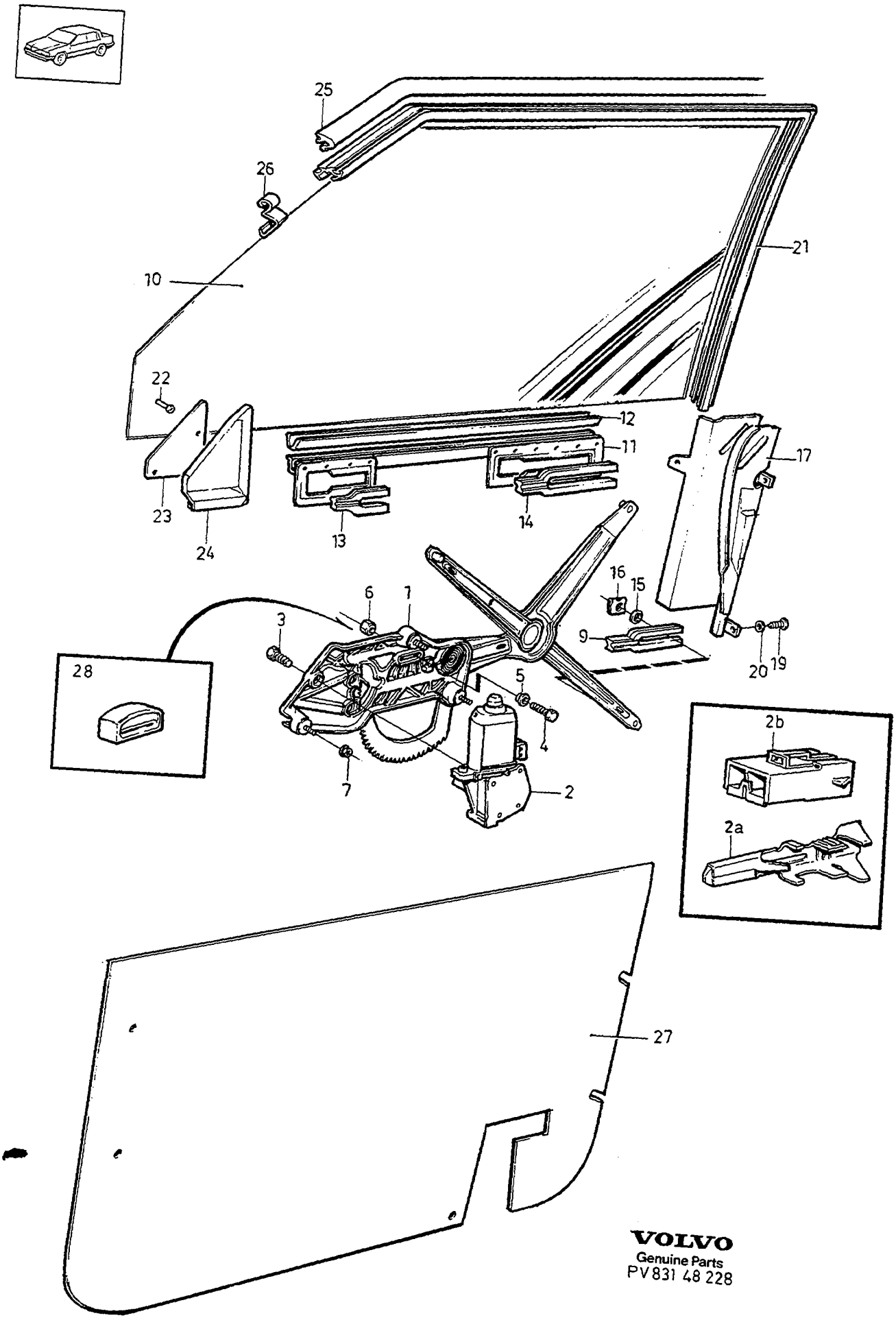

VOLVO
Genuine Parts
PV831 48 228

A
B
C
D
E

DOOR
WINDER MECHANISM

DÖRR
HISSMEKANISM

Group
Grupp
83

Page
Sida
885

Fig	Part No. Artikel nr	Quantity / Antal A	B	C	D	E	PS	Description	Benämning	Notes Anmärkning	SR
1	1380917-3	1	-	-	-	-		Window lift, l.h. without elec. motor	Fönsterhiss, v utan elmotor		3
	1380918-1	1	-	-	-	-		Window lift, r.h. without elec. motor	Fönsterhiss, h utan elmotor		3
2	1355541-2	1	-	-	-	-		Electric motor, l.h.	Elmotor, v		4
	1355542-0	1	-	-	-	-		Electric motor, r.h.	Elmotor, h		4
2a	968374-9	2	-	-	-	-		Cable terminal	Ledningssko	1988-	3
2b	968379-8	1	-	-	-	-		Tab housing	Stiftisolator	1988-	3
3	965175-3	6	-	-	-	-		Flange screw	Flänsskruv		2
4	942001-9	2	-	-	-	-		Screw	Skruv		2
5	941906-0	2	-	-	-	-		Spring washer	Fjäderbricka	(949607)	2
6	955781-0	2	-	-	-	-		Nut	Mutter		2
7	968735-1	6	-	-	-	-		Flange nut	Flänsmutter		2
9	1268660-6	2	-	-	-	-		Ferrule	Skoning		3
10		-	-	-	-	-		Glass complete	Glas komplett	SEE 84•911	
11		1	-	-	-	-	NS	•Lift rail	•Hisskena		
12	1213920-0	X	-	-	-	-		•Filler strip	•Fyllnadsband	LG 529	2
13	1268661-4	2	-	-	-	-		Ferrule, front	Skoning, främre		3
14	1268658-0	2	-	-	-	-		Ferrule, rear	Skoning, bakre		3
15	1334889-1	6	-	-	-	-		Washer	Bricka		2
16	1334448-6	6	-	-	-	-		Safety brace	Säkringsbygel		3
17	1341728-2	1	-	-	-	-		Guide rail, l.h.	Styrskena, v	(1356165)	3
	1341729-0	1	-	-	-	-		Guide rail, r.h.	Styrskena, h	(1356166)	3
19	956091-3	6	-	-	-	-		Screw	Skruv		2
20	955892-5	6	-	-	-	-		Washer	Bricka		2
21	1374629-2	2	-	-	-	-		Sealing strip	Tätningslist	(1396129)	2
22	1264233-6	6	-	-	-	-		Seal	Tätning		3
23	1376455-0	2	-	-	-	-		Insulating sheet	Isoleringsskiva		5
24	1396131-3	1	-	-	-	-		Panel, l.h.	Panel, v	(1341720)	3
	1396132-1	1	-	-	-	-		Panel, r.h.	Panel, h	(1341721)	3
25	1374514-6	1	-	-	-	-		Sealing strip, l.h.	Tätningslist, v	1)	2
	1374515-3	1	-	-	-	-		Sealing strip, r.h.	Tätningslist, h	1)	2
26	1325442-0	2	-	-	-	-		Guide lug	Styrklack		6
27	3510110-4	1	-	-	-	-		Drip protection, l.h.	Droppskydd, v		5
	3510111-2	1	-	-	-	-		Drip protection, r.h.	Droppskydd, h		5
28	1396209-7	2	-	-	-	-		Stop lug	Stoppklack		3

1) CH 6793-

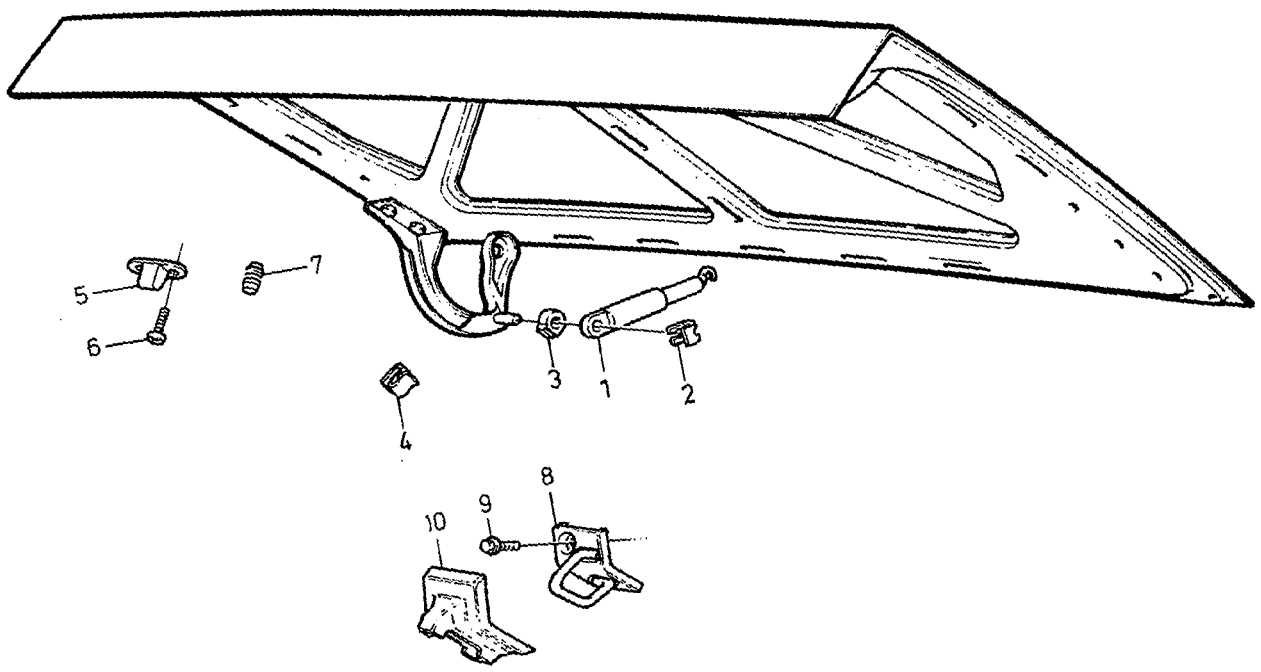

VOLVO
Genuine Parts
PV 830 45123

A
B
C
D
E

BOOT LID COMPONENTS DETALJER BAKLUCKA

Group Grupp 83

Page Sida 887

Fig	Part No. Artikel nr	Quantity / Antal A	B	C	D	E	PS	Description	Benämning	Notes Anmärkning	SR
1	1376115-0	2	-	-	-	-		Gas spring	Gasfjäder		3
2	94641-8	2	-	-	-	-		Lock washer	Låsbricka		2
3	1334488-2	2	-	-	-	-		Rubber damper	Gummidämpare		3
4	1323157-6	2	-	-	-	-		Clip	Clips		2
								Cable harness	Ledningsmatta		
5	1380095-8	2	-	-	-	-		Support	Stöd	1) (1316899)	3
6	965271-0	4	-	-	-	-		Screw	Skruv	1)	2
7	1382135-0	2	-	-	-	-		Buffer	Buffert	(1202237)	3
8	1341393-5	1	-	-	-	-		Lock brace	Låsbygel		3
9	945358-0	2	-	-	-	-		Flange screw	Flänsskruv		2
10	1341441-2	1	-	-	-	-		Cover	Täckkåpa		3

1) Only early versions of car. / Endast bilar med ett tidigt produktionsutförande.



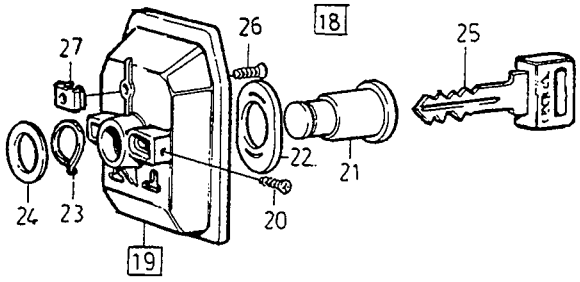

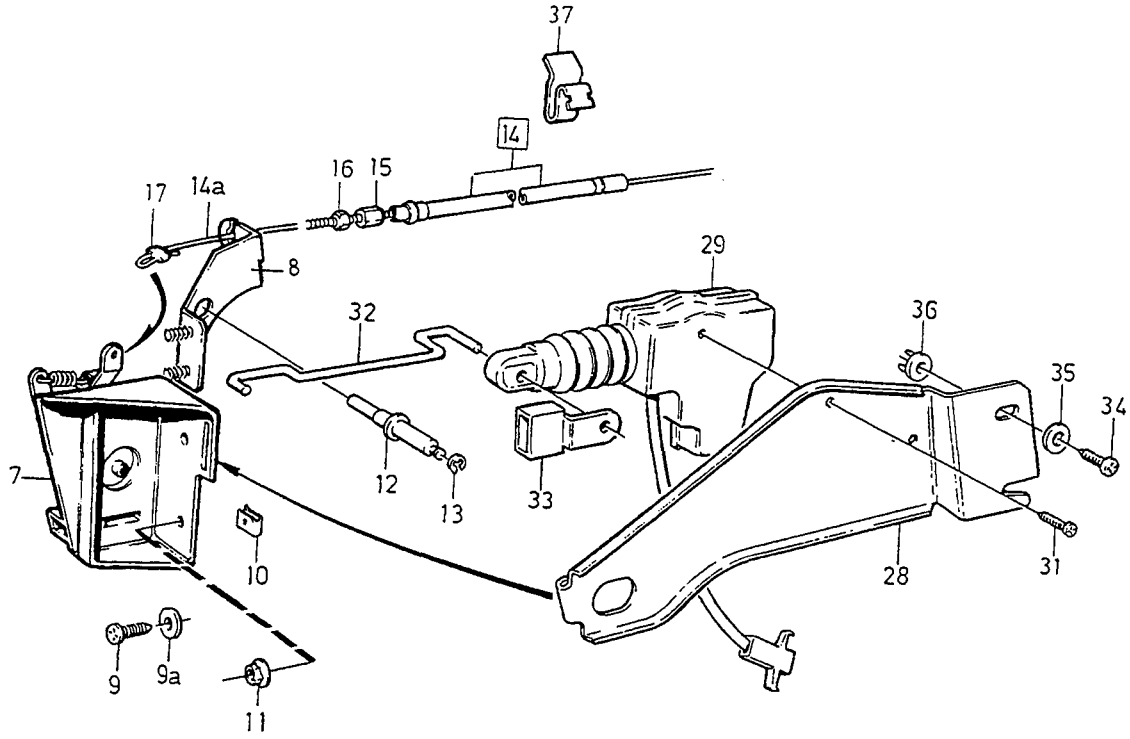

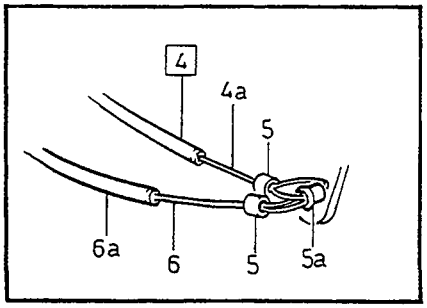

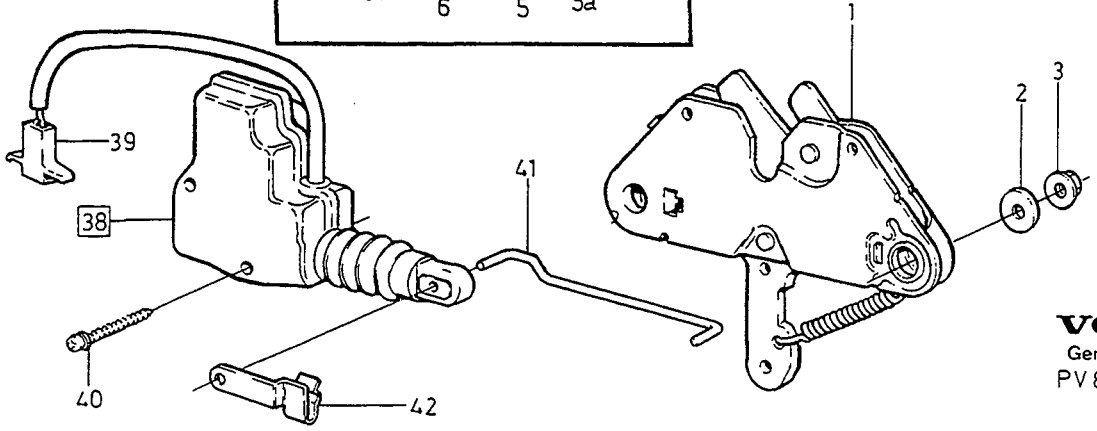

VOLVO
Genuine Parts
PV 831 58771

A
B
C
D
E

LOCK DEVICE. TAILGATE AND FUEL FILLER LID. — LÅSSYSTEM. BAKLUCKA OCH TANKLUCKA.

Group / Grupp 83

Page / Sida 889

Fig	Part No. Artikel nr	Quantity / Antal A	B	C	D	E	PS	Description	Benämning	Notes Anmärkning	SR
1	1341724-1	1	-	-	-	-		Lock	Lås	CH-2019	2
	3510179-9	1	-	-	-	-		Lock	Lås	CH 2020-	2
2	960140-2	2	-	-	-	-		Washer	Bricka	CH-2019	2
	1396222	2	-	-	-	-	OP	Washer	Bricka	CH 2020-	2
3	945407-5	2	-	-	-	-		Flange nut	Flänsmutter		2
4	1356047-9	1	-	-	-	-		Cable complete	Wire komplett	(3510998)	3
4a		1	-	-	-	-	NS	•Cable	•Wire	(3510999)	
5	1341504-7	2	-	-	-	-		Lock sleeve	Låshylsa		3
5a	1384137-4	1	-	-	-	-		Bushing	Bussning		3
6	1356001-6	1	-	-	-	-		Cable spare	Wire reserv	CH-2019	3
6a	1376470-9	1	-	-	-	-		Cable sheath spare	Wirehölje reserv	CH-2019	3
7	1374611-0	1	-	-	-	-		Support tank hatch	Stöd tanklucka	CH -5083	3
	1374611-0	1	-	-	-	-		Support tank hatch	Stöd tanklucka	CH 5084-	3
8	3510073-4	1	-	-	-	-		Bracket	Konsol		3
9	969278-1	2	-	-	-	-		Screw	Skruv	1) (955138) 'TORX'	2
9a	960138-6	6	-	-	-	-		Washer	Bricka	1) CH -5083	2
	960138-6	2	-	-	-	-		Washer	Bricka	CH 5084-	2
10	191391-2	2	-	-	-	-		Spring nut	Fjädermutter	1)	2
11	965483-1	2	-	-	-	-		Flange nut	Flänsmutter	CH -5083	2
	968760-9	2	-	-	-	-		Nut	Mutter	CH 5084-	1
12	1341471-9	2	-	-	-	-		Push rod	Tryckstång	CH -6499	3
	3510865-3	2	-	-	-	-		Plug	Plugg	CH 6500-	4
13	951666-7	1	-	-	-	-		•E-circlip	•Spårryttare	CH -6499	2
14	1356008-1	1	-	-	-	-		Cable complete	Wire komplett	(3510996)	3
14a		1	-	-	-	-	NS	•Cable	•Wire	(3510999)	
15	1396232-9	1	-	-	-	-		Adjusting device	Justeranordning	(1341503)	3
16	963105-2	1	-	-	-	-		Lock nut	Låsmutter		2
17	1341504-7	1	-	-	-	-		Lock sleeve	Låshylsa		3
18		1	-	-	-	-	NS	Lock complete	Lås komplett		
19	3510029-6	1	-	-	-	-		•Lock handle	•Låshandtag	CH -5833	3
	1374595-5	1	-	-	-	-		•Handle, inner	•Handtag, inre	CH 5834-	3
20	1376458-4	2	-	-	-	-		••Screw	••Skruv		2
21		1	-	-	-	-		•Lock kit	•Låssats	SEE 83•895	
22	1341745-6	1	-	-	-	-		•Plate	•Skiva		2
23	1341748-0	1	-	-	-	-		•Spring washer	•Fjäderbricka		2
24	1356203-8	1	-	-	-	-		•Ring	•Ring	ALTER	2
25	1320306-2	X	-	-	-	-		•Key blank	•Nyckelämne		2
26	1396354-1	1	-	-	-	-		Screw	Skruv		2
27	946947-9	1	-	-	-	-		Cage nut	Korgmutter		2
28	1356432-3	1	-	-	-	-		Bracket	Konsol		3
29	1380350-7	1	-	-	-	-		Electric motor	Elmotor	2) (1334023)	2
30	948995-6	1	-	-	-	-		•Pin housing	•Stiftisolator		3
31	955129-2	2	-	-	-	-		•Screw	•Skruv		2
32	1356434-9	1	-	-	-	-		Link	Länk	CH -6499	3
	3510334-0	1	-	-	-	-		Link	Länk	CH 6500-	3
33	1304766-7	2	-	-	-	-		Clamp	Klamma		3
34	969278-1	3	-	-	-	-		Screw	Skruv	(955138) 'TORX'	2
35	960138-6	3	-	-	-	-		Washer	Bricka		2
36	949125-9	2	-	-	-	-		Plastic nut	Plastmutter		3
37	943220-4	2	-	-	-	-		Clip	Clips		3
☆ 38	1315763-1	1	-	-	-	-		Motor	Motor	(1321427) CH 2020-	3
39	948995-6	1	-	-	-	-		•Pin housing	•Stiftisolator		3
40	965394-0	2	-	-	-	-		Screw	Skruv		2
41	3510183-1	1	-	-	-	-		Link	Länk		3
42	1304766-7	2	-	-	-	-		Clamp	Klamma		3

1) Only early versions of car. / Endast bilar med ett tidigt produktionsutförande.
2) Spare part version. / Reservdelsutförande.

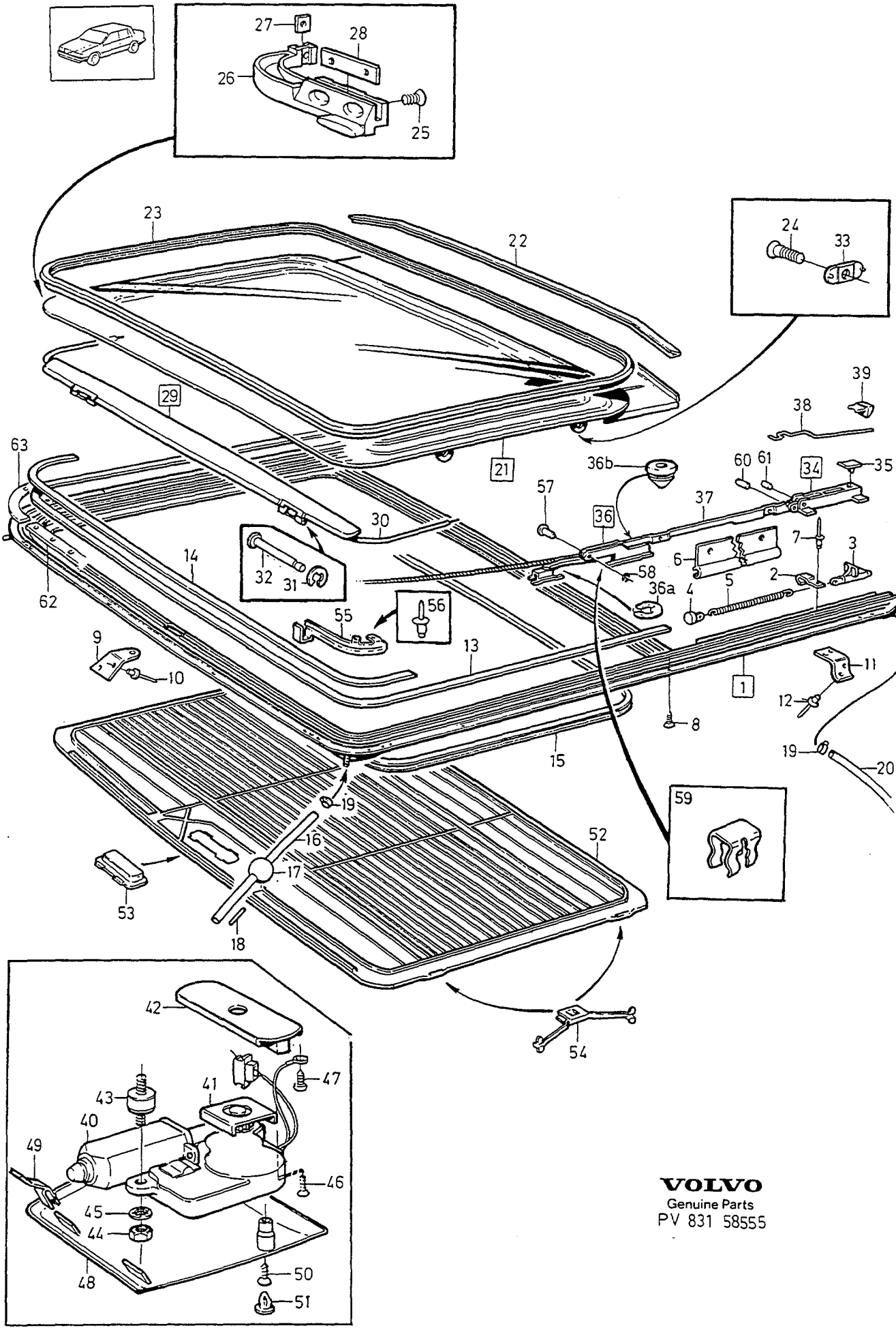

VOLVO
Genuine Parts
PV 831 58555

A
B
C
D
E

ROOF HATCH — TAKLUCKA

Group / Grupp 83

Page / Sida 891

Fig	Part No. Artikel nr	Quantity / Antal A	B	C	D	E	PS	Description	Benämning	Notes Anmärkning	SR
1	1396151-1	1	-	-	-	-		Draining container	Dräneringsbalja		5
2	1396150-3	2	-	-	-	-		• Stop plate	• Anslagsplatta		4
3	3406421-2	2	-	-	-	-		• Cable stop	• Wirestopp		6
4	1396022-4	2	-	-	-	-		• Stop lug	• Stoppklack		4
5	1396029-9	2	-	-	-	-		• Spring	• Fjäder		2
6	1396356-6	1	-	-	-	-		• Slide stop, l.h.	• Glidstopp, v		4
	1396357-4	1	-	-	-	-		• Slide stop, r.h.	• Glidstopp, h		4
7	1396019-0	8	-	-	-	-		• Blind rivet	• Blindnit		2
8	972079-8	8	-	-	-	-		Screw	Skruv	(965395)	2
9		1	-	-	-	-	NS	Bracket	Konsol		
10	942670-1	4	-	-	-	-		Blind rivet	Blindnit		2
11		2	-	-	-	-	NS	Bracket	Konsol		
12	966804-7	6	-	-	-	-		Blind rivet	Blindnit		2
13	1341299-4	X	-	-	-	-		Seal upper	Tätning övre	2300mm	3
14	1341299-4	X	-	-	-	-		Seal lower	Tätning nedre	1250mm	3
15	3510675-6	1	-	-	-	-		Protect. moulding, black	Kantskyddslist, svart	(1376068) -1989	3
	3510677-2	1	-	-	-	-		Protect. moulding, blue	Kantskyddslist, blå	(1384048) -1989	3
	3510676-4	1	-	-	-	-		Protect. moulding, beige	Kantskyddslist, beige	(1376069) -1989	3
	3510676-4	1	-	-	-	-		Protect. moulding, beige	Kantskyddslist, beige	(3406880) 1990-	3
	3510675-6	1	-	-	-	-		Protect. moulding, black	Kantskyddslist, svart	(3406879) 1990-	3
16	949906-2	X	-	-	-	-		Hose front	Slang främre	LG 2x1570mm	2
☆ 17	1334559-0	2	-	-	-	-		Seal	Tätning	(1355695)	4
18	1277210-9	X	-	-	-	-		Butyl tape	Butyltejp	LG 2x85mm	2
19	1272121-3	4	-	-	-	-		Hose clamp	Slangklamma		2
20	949906-2	X	-	-	-	-		Hose	Slang	LG 2x1250mm	2
21	3510491-8	1	-	-	-	-		Cover plate, outer	Lucka, yttre	(1396039)	4
☆ 22	3507006-9	1	-	-	-	-		• Retainer rear	• Hållare bakre	(1396024)	3
23	1376082-2	1	-	-	-	-		• Sealing strip	• Tätningslist	LG 2780mm	3
24	3510511-3	4	-	-	-	-		Screw	Skruv	(1396136)	2
25	3510493-4	6	-	-	-	-		Screw	Skruv	(1396137)	2
26	1374535-1	1	-	-	-	-		Hook, l.h.	Krok, v		4
	1396031-5	1	-	-	-	-		Hook, r.h.	Krok, h		4
27	1396020-8	2	-	-	-	-		Plate	Platta		4
28	1396018-2	2	-	-	-	-		Plate front	Platta främre		4
29	1376091-3	1	-	-	-	-		Wind deflector	Vindavvisare	-1987	4
	3510716-8	1	-	-	-	-		Wind deflector	Vindavvisare	1988-	4
☆ 30	3510602-0	1	-	-	-	-		• Arm, l.h.	• Arm, v		4
☆	3510603-8	1	-	-	-	-		• Arm, r.h.	• Arm, h		4
31	951666-7	2	-	-	-	-		• E-circlip	• Spårryttare	CH-2019	2
	951666-7	2	-	-	-	-		E-circlip	Spårryttare	CH-2019	2
	3510521-2	2	-	-	-	-		Retaining ring	Spårring	CH 2020-	2
32	3510522-0	2	-	-	-	-		Pin	Pinne	CH 2020-	2
33	1376105-1	4	-	-	-	-		Fixing plate	Fixerplatta		4
34	1396032-3	2	-	-	-	-		Slide block	Glidklots	CH-2019	3
	3510533-7	1	-	-	-	-		Slide block	Glidklots	CH 2020-	3
35	1396023-2	1	-	-	-	-		• Rubber damper	• Gummidämpare		4
36	3510717-6	1	-	-	-	-		Saddle, l.h.	Släde, v	(1396035)	4
	3510718-4	1	-	-	-	-		Saddle, r.h.	Släde, h	(1396036)	4
36a	3510076-7	1	-	-	-	-		• Retaining ring	• Spårring		2
36b	1396439-0	1	-	-	-	-		• Rubber bushing	• Gummibussning		2
37	1396037-2	1	-	-	-	-		Arm, l.h.	Arm, v		4
	1396038-0	1	-	-	-	-		Arm, r.h.	Arm, h		4
38	1376096-2	2	-	-	-	-		Spring	Fjäder		4
39	1396027-3	2	-	-	-	-		Cover	Kåpa		4
40	*(1384353)*	1	-	-	-	-	SP	Motor	Motor	-1987 REPL 1 PCS 3510698-8 1 PCS 968482-0 1 PCS 965110-0	3
	3510698-8	1	-	-	-	-		Motor	Motor	1988-	3
41	1396025-7	1	-	-	-	-		Spring plate	Fjäderplatta		4
42	1396028-1	1	-	-	-	-		Casing	Kåpa		4
43	1320889-7	1	-	-	-	-		Stud	Pinnskruv		2

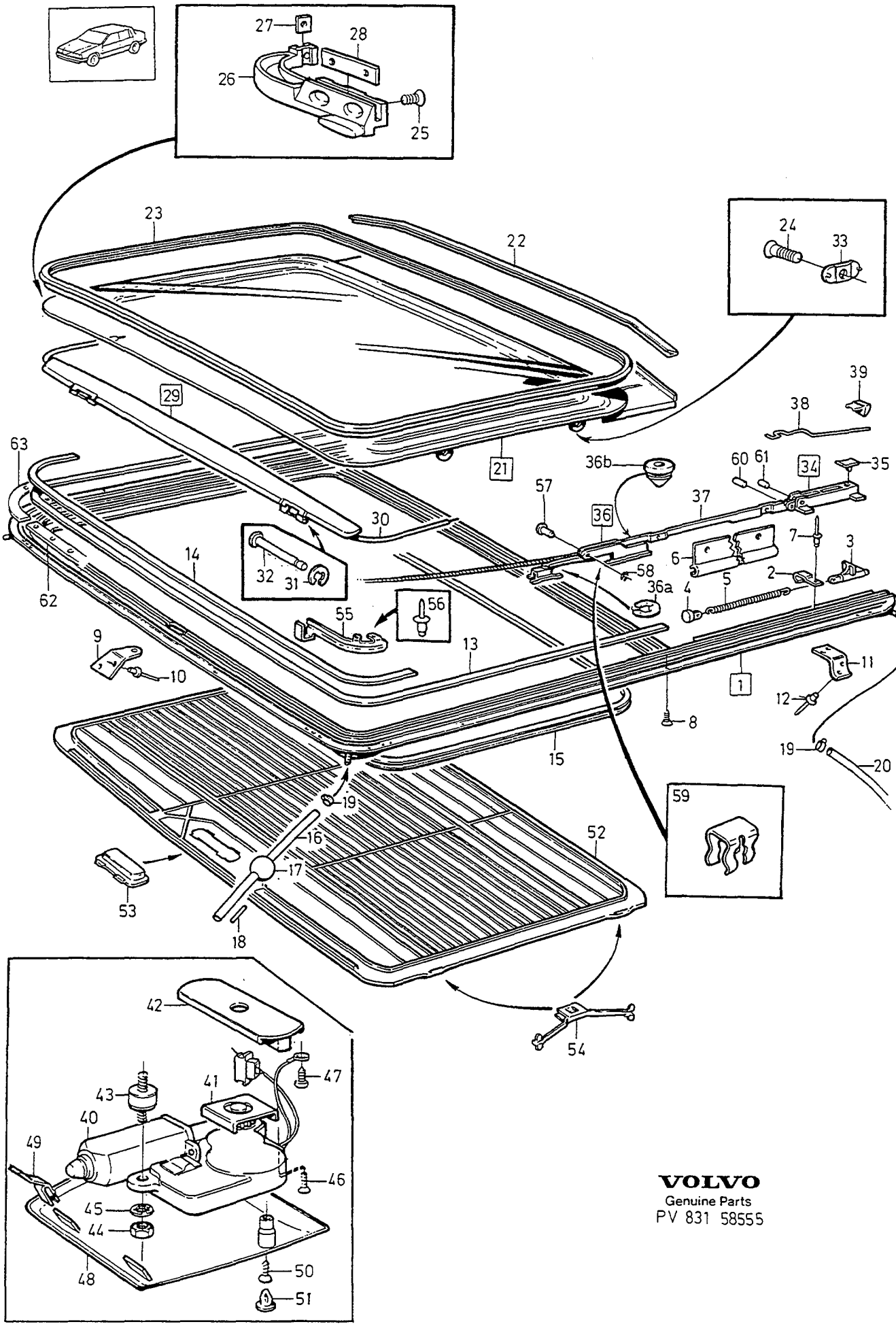

VOLVO
Genuine Parts
PV 831 58555

A
B
C
D
E

ROOF HATCH TAKLUCKA

Group Grupp 83

Page Sida 893

Fig	Part No. Artikel nr	Quantity / Antal A	B	C	D	E	PS	Description	Benämning	Notes Anmärkning	SR
44	955781-0	2	-	-	-	-		Nut	Mutter		2
45	955892-5	2	-	-	-	-		Washer	Bricka		2
46	1396352-5	2	-	-	-	-		Screw	Skruv		2
47	972426-1	1	-	-	-	-		Screw	Skruv	(966733)	2
48	1356383-8	1	-	-	-	-		Cover, grey	Kåpa, grå	-1989	4
	3406443-6	1	-	-	-	-		Cover grey	Kåpa grå	1990-	5
	1384042-6	1	-	-	-	-		Cover, blue	Kåpa, blå		3
	1356384-6	1	-	-	-	-		Cover, beige	Kåpa, beige	-1989	4
	3406651-4	1	-	-	-	-		Cover, beige	Kåpa, beige	1990-	4
49	1310652-1	2	-	-	-	-		Clip	Clips		3
50	1384114-3	2	-	-	-	-		Screw	Skruv		2
51	1384294-3	2	-	-	-	-		Plug, grey	Propp, grå		3
	1384304-0	2	-	-	-	-		Plug, blue	Propp, blå		3
	1384305-7	2	-	-	-	-		Plug, beige	Propp, beige		3
52	1396345-9	1	-	-	-	-		Hatch, inner, grey	Lucka, inre, grå	-1989	5
	3406439-4	1	-	-	-	-		Hatch, inner grey	Lucka, inre grå	1990-	5
	1396346-7	1	-	-	-	-		Hatch, inner, blue	Lucka, inre, blå		5
	1396347-5	1	-	-	-	-		Hatch, inner, beige	Lucka, inre, beige	-1989	5
	3406653-0	1	-	-	-	-		Hatch, inner, beige	Lucka, inre, beige	1990-	5
53	1384384-2	1	-	-	-	-		•Handle	•Handtag		5
54	1384390-9	4	-	-	-	-		Spring clip	Fjäderclips		3
55	1396348-3	1	-	-	-	-		Retaining spring, l.h.	Hållfjäder, v		4
	1396349-1	1	-	-	-	-		Retaining spring, r.h.	Hållfjäder, h		4
56	1396351-7	4	-	-	-	-		Blind rivet	Blindnit		2
57	1396445-7	2	-	-	-	-		Bolt	Bult		2
☆ 58	1396021-6	2	-	-	-	-		Ring	Ring		4
☆ 59	3510875-2	2	-	-	-	-		Spring	Fjäder		5
60	3510074-2	2	-	-	-	-		Pin	Pinne	CH-2019 LG 8.8mm	2
	3510518-8	2	-	-	-	-		Semi-tubular rivet	Hålnit	CH 2020- LG 8.8mm	2
61	3510075-9	2	-	-	-	-		Pin	Pinne	CH-2019 LG 8mm	2
	3510517-0	2	-	-	-	-		Semi-tubular rivet	Hålnit	CH 2020- LG 8mm	2
62	1396442-4	2	-	-	-	-		Gasket	Packning		2
63	1396443-2	2	-	-	-	-		Gasket, l.h.	Packning, v		2
	1396444-0	2	-	-	-	-		Gasket, r.h.	Packning, h		2

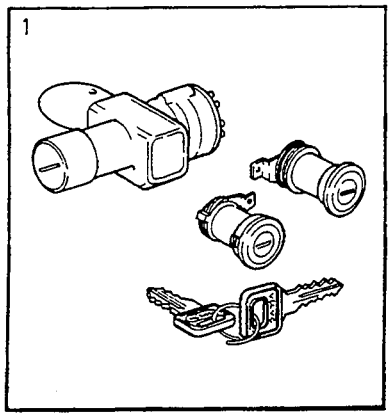



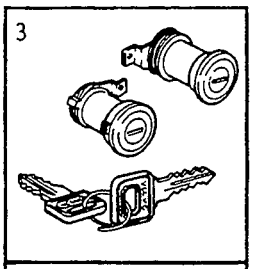



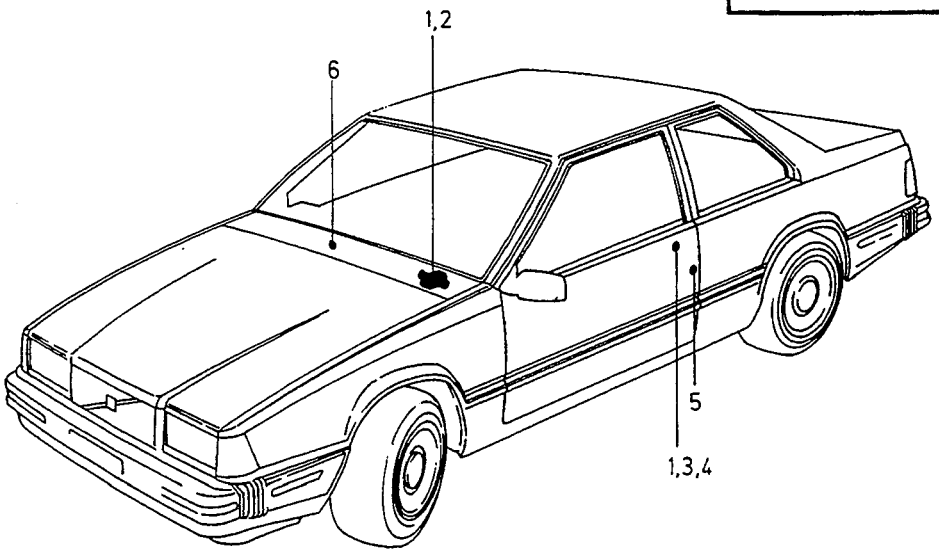

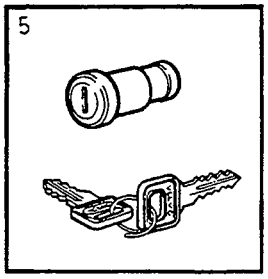

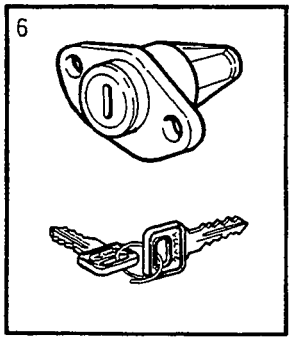

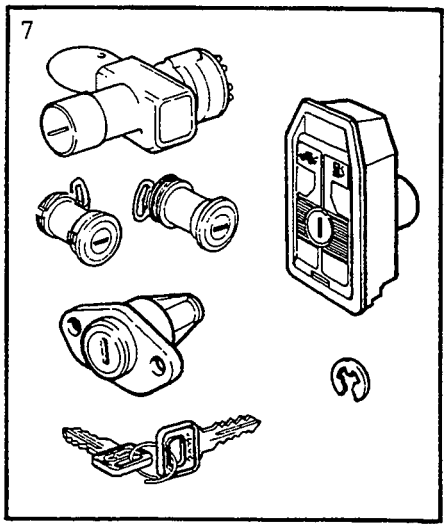

VOLVO
Genuine Parts
PV 831 50734

A
B
C
D
E

LOCK UNITS — LÅSSATSER

Group / Grupp 83

Page / Sida 895

Fig	Part No. / Artikel nr	Quantity / Antal A	B	C	D	E	PS	Description	Benämning	Notes / Anmärkning	SR
1	3526030-6	1	-	-	-	-		Lock kit	Låssats		2
		1	-	-	-	-	KN	• Column lock	• Rattlås		
		1	-	-	-	-	KN	• Door cylinder, l.h.	• Dörrcylinder, v		
		1	-	-	-	-	KN	• Door cylinder, r.h.	• Dörrcylinder, h		
	1334720-8	2	-	-	-	-	IK	• Clip	• Clips		3
		2	-	-	-	-	KN	• Pass key	• Huvudnyckel		
2	3526031-4	-	-	-	-	-		Lock kit	Låssats		2
		1	-	-	-	-	KN	• Column lock without ignition switch	• Rattlås utan startlås		
		2	-	-	-	-	KN	• Pass key	• Huvudnyckel		
	1334521-0	1	-	-	-	-		Lock kit ordered lock combination	Låssats beställd låskombination	1)	6
		1	-	-	-	-	KN	• Column lock without ignition switch	• Rattlås utan startlås		
		1	-	-	-	-	KN	• Pass key	• Huvudnyckel		
3	3526022-3	1	-	-	-	-		Lock kit	Låssats		2
		1	-	-	-	-	KN	• Door cylinder, l.h.	• Dörrcylinder, v		
		1	-	-	-	-	KN	• Door cylinder, r.h.	• Dörrcylinder, h		
	1334720-8	2	-	-	-	-	IK	• Clip	• Clips		3
		2	-	-	-	-	KN	• Key	• Nyckel		
4	3526023-1	1	-	-	-	-		Lock kit	Låssats		2
		1	-	-	-	-	KN	• Door cylinder, l.h.	• Dörrcylinder, v		
	1334720-8	1	-	-	-	-	IK	• Clip	• Clips		3
		2	-	-	-	-	KN	• Key	• Nyckel		
	3526011-6	1	-	-	-	-		Lock kit ordered lock combination	Låssats beställd låskombination	1)	6
		1	-	-	-	-	KN	• Door cylinder, l.h.	• Dörrcylinder, v		
	1334720-8	1	-	-	-	-	IK	• Clip	• Clips		3
		1	-	-	-	-	KN	• Pass key	• Huvudnyckel		
	3526024-9	1	-	-	-	-		Lock kit	Låssats		2
		1	-	-	-	-	KN	• Door cylinder, r.h.	• Dörrcylinder, h		
	1334720-8	1	-	-	-	-	IK	• Clip	• Clips		3
		2	-	-	-	-	KN	• Key	• Nyckel		
	3526012-4	1	-	-	-	-		Lock kit ordered lock combination	Låssats beställd låskombination	1)	6
		1	-	-	-	-	KN	• Door cylinder, r.h.	• Dörrcylinder, h		
	1334720-8	1	-	-	-	-	IK	• Clip	• Clips		3
		1	-	-	-	-	KN	• Pass key	• Huvudnyckel		
5	*270984*	1	-	-	-	-	OP	Lock kit	Låssats		2
		1	-	-	-	-	KN	• Lock cylinder boot- and tank lids	• Låscylinder bak- och tanklucka		
		1	-	-	-	-	KN	• Key	• Nyckel		
	271126-5	1	-	-	-	-		Lock kit ordered lock combination	Låssats beställd låskombination	1)	2
		1	-	-	-	-	KN	• Lock cylinder boot- and tank lids	• Låscylinder bak- och tanklucka		
		1	-	-	-	-	KN	• Key	• Nyckel		
	1396433-3	1	-	-	-	-		Lock kit	Låssats	(1356478)	2

1) Lock kits must be ordered separately, specifying the lockcombination number and the vehicle's chassis number. / Låssatsen beställes på separat order varvid låskombinations numret och bilens chassie nummer skall uppges.

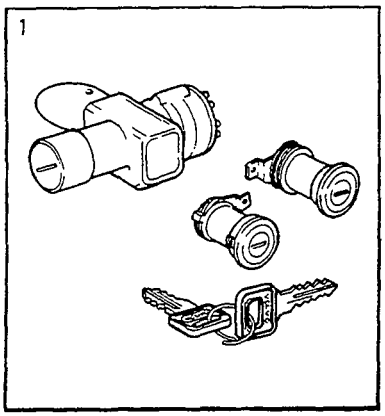
1


2

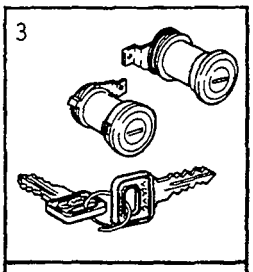
3


4

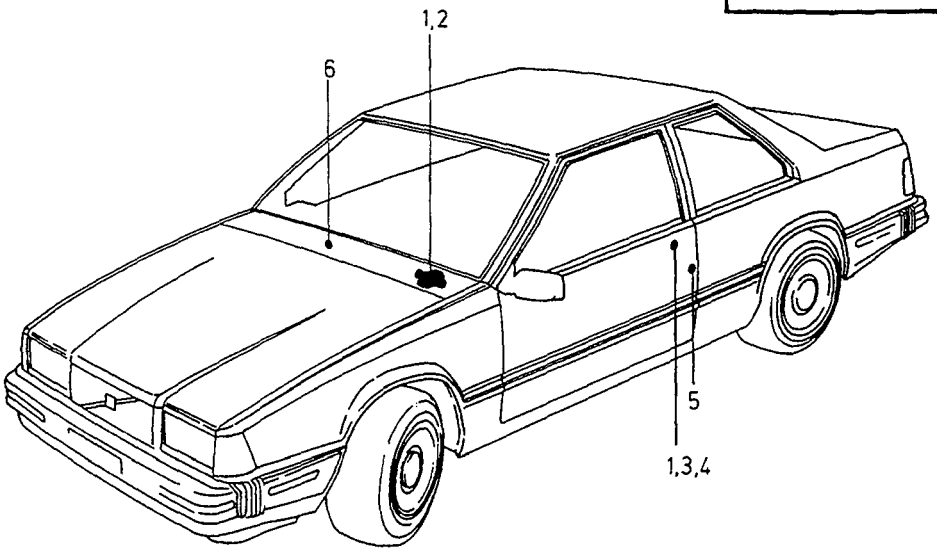
1,2
6
5
1,3,4


5

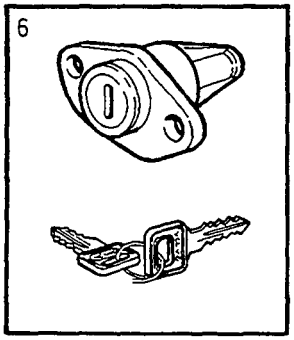
6

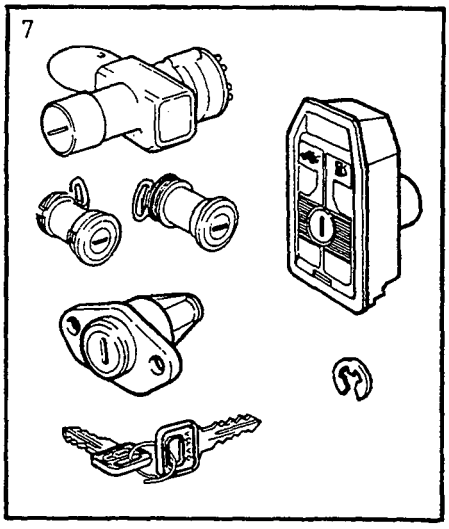
7

A
B
C
D
E

LOCK UNITS — LÅSSATSER

Group / Grupp 83

Page / Sida 897

Fig	Part No. / Artikel nr	Quantity / Antal A	B	C	D	E	PS	Description	Benämning	Notes / Anmärkning	SR
		1	-	-	-	-	KN	• Lock cylinder boot- and tank lids	• Låscylinder bak- och tanklucka		
		1	-	-	-	-	KN	• Key	• Nyckel		
6	3510544-4	1	-	-	-	-		Lock kit	Låssats	(1396434) CH-2019	2
		1	-	-	-	-	KN	• Lock cylinder Glove compartment	• Låscylinder Handskfack		
		1	-	-	-	-	KN	• Key	• Nyckel		
	3510544-4	1	-	-	-	-		Lock kit	Låssats	CH 2020-	2
		1	-	-	-	-	KN	• Lock cylinder complete	• Låscylinder komplett		
		1	-	-	-	-	KN	• Key	• Nyckel		
	271125-7	1	-	-	-	-		Lock kit ordered lock combination	Låssats beställd låskombination	1)	2
		1	-	-	-	-	KN	• Lock cylinder glovebox	• Låscylinder handskfack		
		1	-	-	-	-	KN	• Key	• Nyckel		
7	1374855-3	1	-	-	-	-		Lock kit	Låssats		3
		1	-	-	-	-	KN	• Column lock	• Rattlås		
		1	-	-	-	-	KN	• Door cylinder, l.h.	• Dörrcylinder, v		
		1	-	-	-	-	KN	• Door cylinder, r.h.	• Dörrcylinder, h		
		2	-	-	-	-	KN	• Pass key	• Huvudnyckel		
		2	-	-	-	-	KN	• Key	• Nyckel		
		1	-	-	-	-	KN	• Handle boot- and tank lids	• Handtag bak- och tanklucka		
		1	-	-	-	-	KN	• Lock cylinder glovebox	• Låscylinder handskfack		
	1356203-8	2	-	-	-	-	IK	• Ring	• Ring		2

1) Lock kits must be ordered separately, specifying the lockcombination number and the vehicle's chassis number. / Låssatsen beställes på separat order varvid låskombinations numret och bilens chassie nummer skall uppges.

EXTERIOR TRIM, DOOR MIRRORS, GLASS / YTTRE PRYDNADSDETALJER, BACKSPEGEL, GLAS

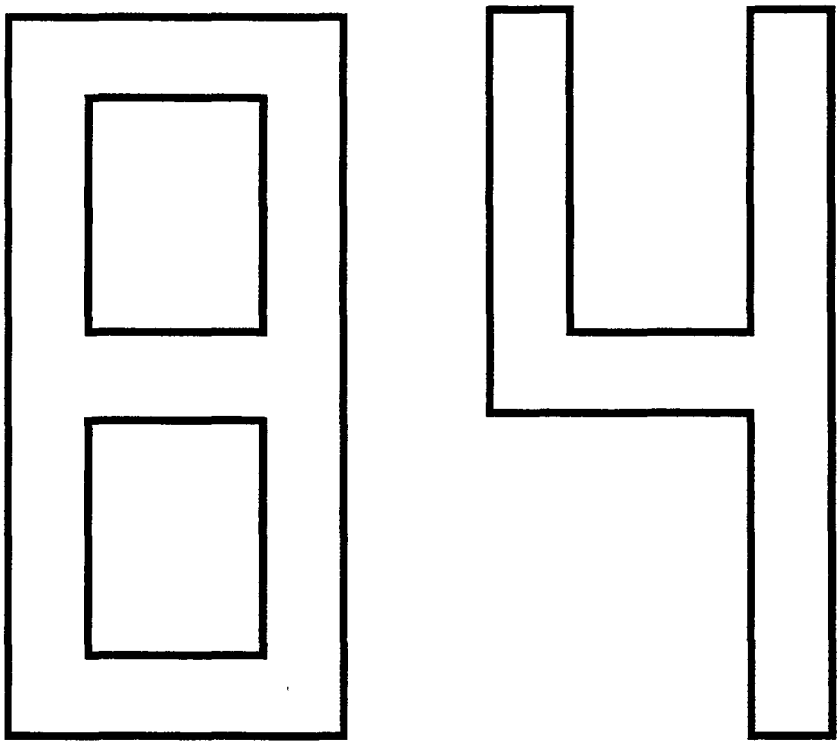

A
B
C
D
E

SUB GROUP
EXTERIOR TRIM,
DOOR MIRRORS, GLASS

UNDERGRUPP
YTTRE PRYDNADSDETALJER,
BACKSPEGEL, GLAS

Group
Grupp
84

Page
Sida
899

Fig	Part No. Artikel nr	Quantity / Antal					P S	Description	Benämning	Notes Anmärkning	S R
		A	B	C	D	E					
		-	-	-	-	-		Emblems	Emblem	SEE 84•901	
		-	-	-	-	-		Trim mouldings	Prydnadslister	SEE 84•903	
		-	-	-	-	-		Door mirrors	Utvändig backspegel	SEE 84•907	
		-	-	-	-	-		Windscreen, rear window and door windows	Vindruta, bakruta, sidorutor	SEE 84•911	

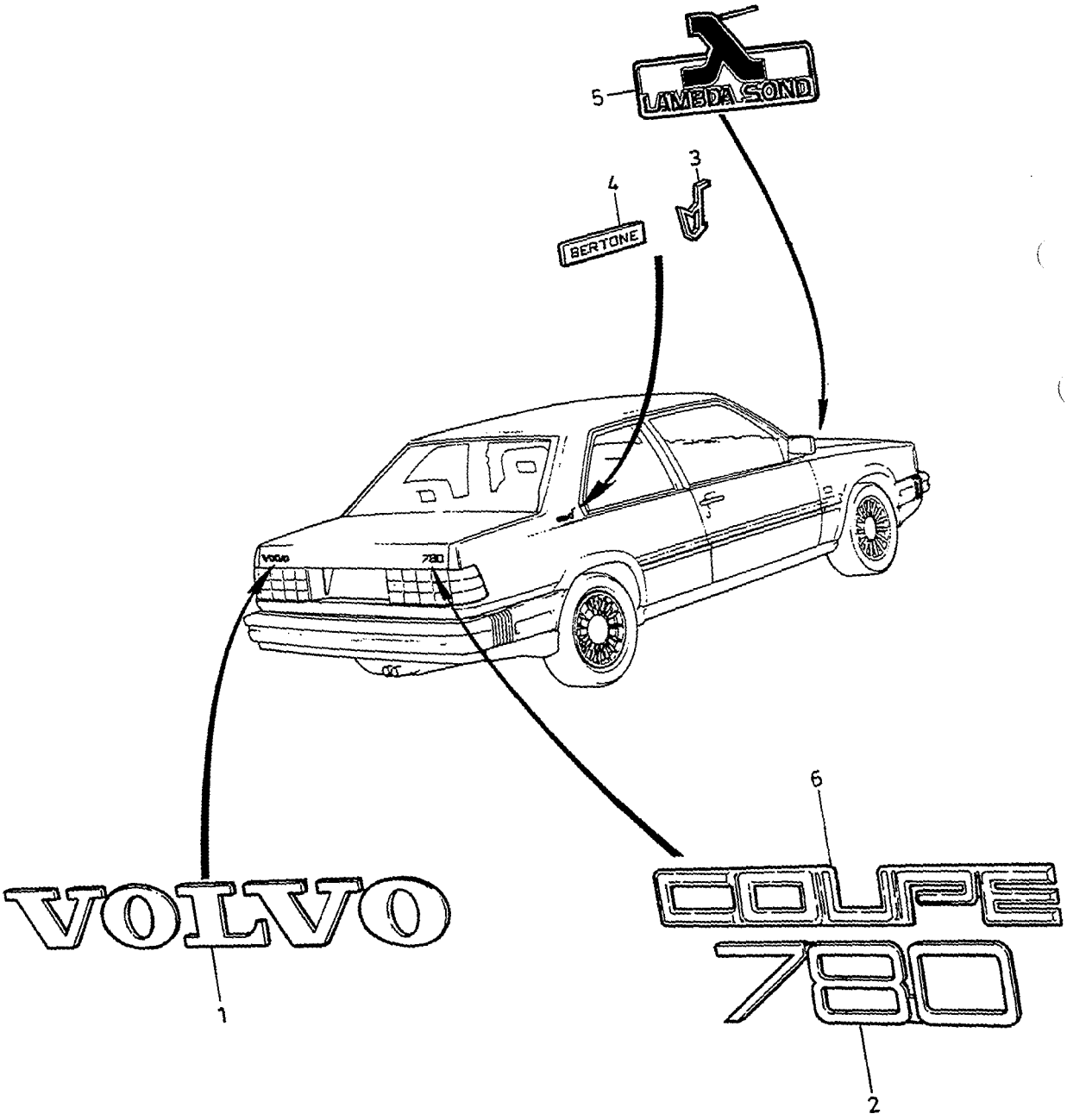

VOLVO
Genuine Parts
PV 84053669

A		EMBLEMS	EMBLEM	Group Grupp 84
B				
C				Page Sida 901
D				
E				

Fig	Part No. Artikel nr	Quantity / Antal					P S	Description	Benämning	Notes Anmärkning	S R
		A	B	C	D	E					
1	1369001-1	1	-	-	-	-		Emblem	Emblem	VOLVO (1312946)	2
2	1376405-5	1	-	-	-	-		Emblem	Emblem	780	2
3	1376259-6	2	-	-	-	-		Emblem	Emblem	b	2
4	1376262-0	2	-	-	-	-		Emblem	Emblem	BERTONE	2
5	1392609-2	1	-	-	-	-		Emblem	Emblem	LAMBDA SOND	2
6	3407174-6	1	-	-	-	-		Emblem	Emblem	COUPE	2

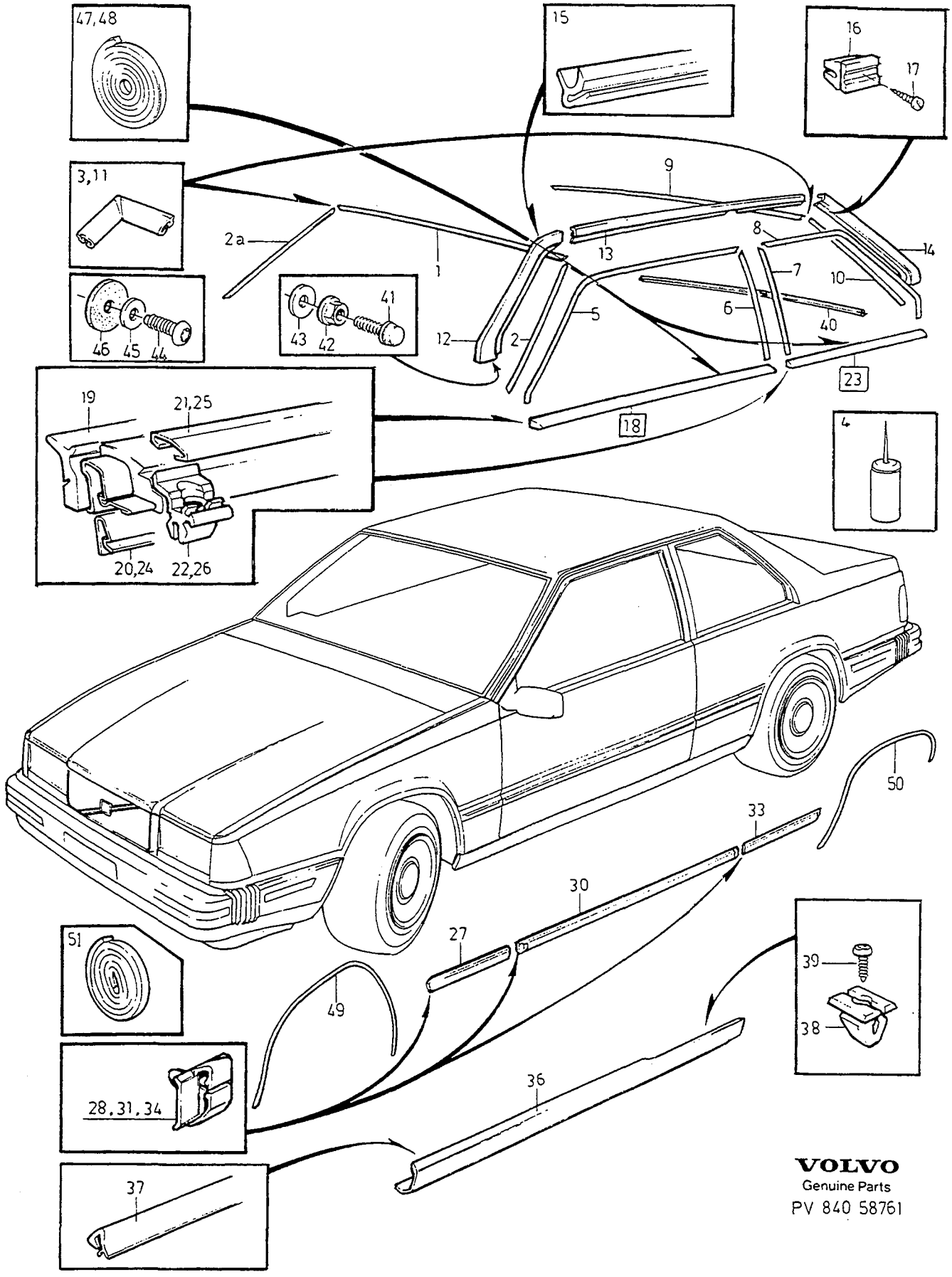

VOLVO
Genuine Parts
PV 840 58761

A
B
C
D
E

TRIM MOULDINGS PRYDNADSLISTER

Group Grupp 84

Page Sida 903

Fig	Part No. Artikel nr	Quantity / Antal A	B	C	D	E	PS	Description	Benämning	Notes Anmärkning	SR
1	1341208-5	1	-	-	-	-		Trim moulding, upper	Prydnadslist, övre	CH-4024	2
	3510792-9	1	-	-	-	-		Trim moulding, upper	Prydnadslist, övre	CH 4025-	2
2	1341211-9	1	-	-	-	-		Trim moulding, l.h.	Prydnadslist, v	CH-4024	2
	3510788-7	1	-	-	-	-		Trim moulding, l.h.	Prydnadslist, v	CH 4025-	2
2a	1341212-7	1	-	-	-	-		Trim moulding, r.h.	Prydnadslist, h	CH-4024	2
	3510789-5	1	-	-	-	-		Trim moulding, r.h.	Prydnadslist, h	CH 4025-	2
3	1341209-3	1	-	-	-	-		Junction, l.h front	Skarvstycke, v främre	CH-4024	2
	1341209-3	1	-	-	-	-		Junction, l.h front	Skarvstycke, v främre	(1341210) CH -4024	2
	3510306-8	2	-	-	-	-		Junction	Skarvstycke	CH 4025-	2
4	1161287-6	X	-	-	-	-		Adhesive kit	Limsats		4
5	3406778-5	1	-	-	-	-		Trim moulding, l.h.	Prydnadslist, v		3
	3406779-3	1	-	-	-	-		Trim moulding, r.h.	Prydnadslist, h		3
6	3406780-1	1	-	-	-	-		Trim moulding, l.h.	Prydnadslist, v		3
	3406781-9	1	-	-	-	-		Trim moulding, r.h.	Prydnadslist, h		3
7	3406782-7	1	-	-	-	-		Trim moulding, l.h.	Prydnadslist, v		3
	3406783-5	1	-	-	-	-		Trim moulding, r.h.	Prydnadslist, h		3
8	3406784-3	1	-	-	-	-		Trim moulding, l.h.	Prydnadslist, v		3
	3406785-0	1	-	-	-	-		Trim moulding, r.h.	Prydnadslist, h		3
9	1341237-4	1	-	-	-	-		Trim moulding, upper	Prydnadslist, övre	CH-4024	3
	3510793-7	1	-	-	-	-		Trim moulding, upper	Prydnadslist, övre	CH 4025-	3
10	1341238-2	1	-	-	-	-		Trim moulding, l.h.	Prydnadslist, v	CH-4024	3
	3510790-3	1	-	-	-	-		Trim moulding, l.h.	Prydnadslist, v	CH 4025-	3
	1341239-0	1	-	-	-	-		Trim moulding, r.h.	Prydnadslist, h	CH-4024	3
	3510791-1	1	-	-	-	-		Trim moulding, r.h.	Prydnadslist, h	CH 4025-	3
11	1341240-8	1	-	-	-	-		Junction, l.h rear	Skarvstycke, v bakre	CH-4024	3
	1341240-8	1	-	-	-	-		Junction, l.h rear	Skarvstycke, v bakre	(1341241) CH-4024	3
	3510308-4	2	-	-	-	-		Junction	Skarvstycke	CH 4025-	3
12	3406810-6	1	-	-	-	-		Trim moulding, l.h.	Prydnadslist, v	(3406699)	3
	3406811-4	1	-	-	-	-		Trim moulding, r.h.	Prydnadslist, h	(3406700)	3
13	1356101-4	1	-	-	-	-		Trim moulding, l.h.	Prydnadslist, v	CH -8180	3
	1356102-2	1	-	-	-	-		Trim moulding, r.h.	Prydnadslist, h	CH -8180	3
	3406701-7	1	-	-	-	-		Trim moulding, l.h.	Prydnadslist, v	CH 8181-	3
	3406702-5	1	-	-	-	-		Trim moulding, r.h.	Prydnadslist, h	CH 8181-	3
14	3406703-3	1	-	-	-	-		Trim moulding, l.h.	Prydnadslist, v	(1341261)	3
	3406704-1	1	-	-	-	-		Trim moulding, r.h.	Prydnadslist, h	(1341262)	3
15	3510781-2	2	-	-	-	-		Sealing strip	Tätningslist		3
16	3510794-5	24	-	-	-	-		Clip	Clips	(1356042)	2
17	1376342-0	24	-	-	-	-		Screw	Skruv	CH -10185	2
	1376342-0	22	-	-	-	-		Screw	Skruv	CH 10186-	2
	1396195-8	2	-	-	-	-		Screw	Skruv	CH 10186-	2
18	1341225-9	1	-	-	-	-		Trim moulding, l.h. front	Prydnadslist, v främre		3
	1341226-7	1	-	-	-	-		Trim moulding, r.h. front	Prydnadslist, h främre		3
19	1341610-2	1	-	-	-	-		•Sealing strip, l.h. front	•Tätningslist, v främre		2
	1341611-0	1	-	-	-	-		•Sealing strip, r.h. front	•Tätningslist, h främre		2
20	1341620-1	1	-	-	-	-		Protecting moulding front	Skyddslist främre		3
21	1341615-1	1	-	-	-	-		Trim moulding, l.h. front	Prydnadslist, v främre		3
	1341615-1	1	-	-	-	-		Trim moulding, l.h. front	Prydnadslist, v främre	(1341616)	3
22	1396104-0	6	-	-	-	-		Clip front	Clips främre		2
23	1341231-7	1	-	-	-	-		Trim moulding, l.h. rear	Prydnadslist, v bakre		3
	1341232-5	1	-	-	-	-		Trim moulding, r.h. rear	Prydnadslist, h bakre		3
24	1341621-9	1	-	-	-	-		Protecting moulding rear	Skyddslist bakre		3
25	1341617-7	1	-	-	-	-		Trim moulding, l.h. rear	Prydnadslist, v bakre		3
	1341618-5	1	-	-	-	-		Trim moulding, r.h. rear	Prydnadslist, h bakre		3
26	1396104-0	5	-	-	-	-		Clip rear	Clips bakre		2
27	1341264-8	1	-	-	-	-		Trim moulding, l.h.	Prydnadslist, v		2
	1341265-5	1	-	-	-	-		Trim moulding, r.h.	Prydnadslist, h		2
28	3510236-7	4	-	-	-	-		Clip	Clips		2
30	1341268-9	1	-	-	-	-		Trim moulding, l.h.	Prydnadslist, v		2
	1341269-7	1	-	-	-	-		Trim moulding, r.h.	Prydnadslist, h		2
31	3510236-7	14	-	-	-	-		Clip	Clips		2
33	1341272-1	1	-	-	-	-		Trim moulding, l.h.	Prydnadslist, v		2
	1341273-9	1	-	-	-	-		Trim moulding, r.h.	Prydnadslist, h		2

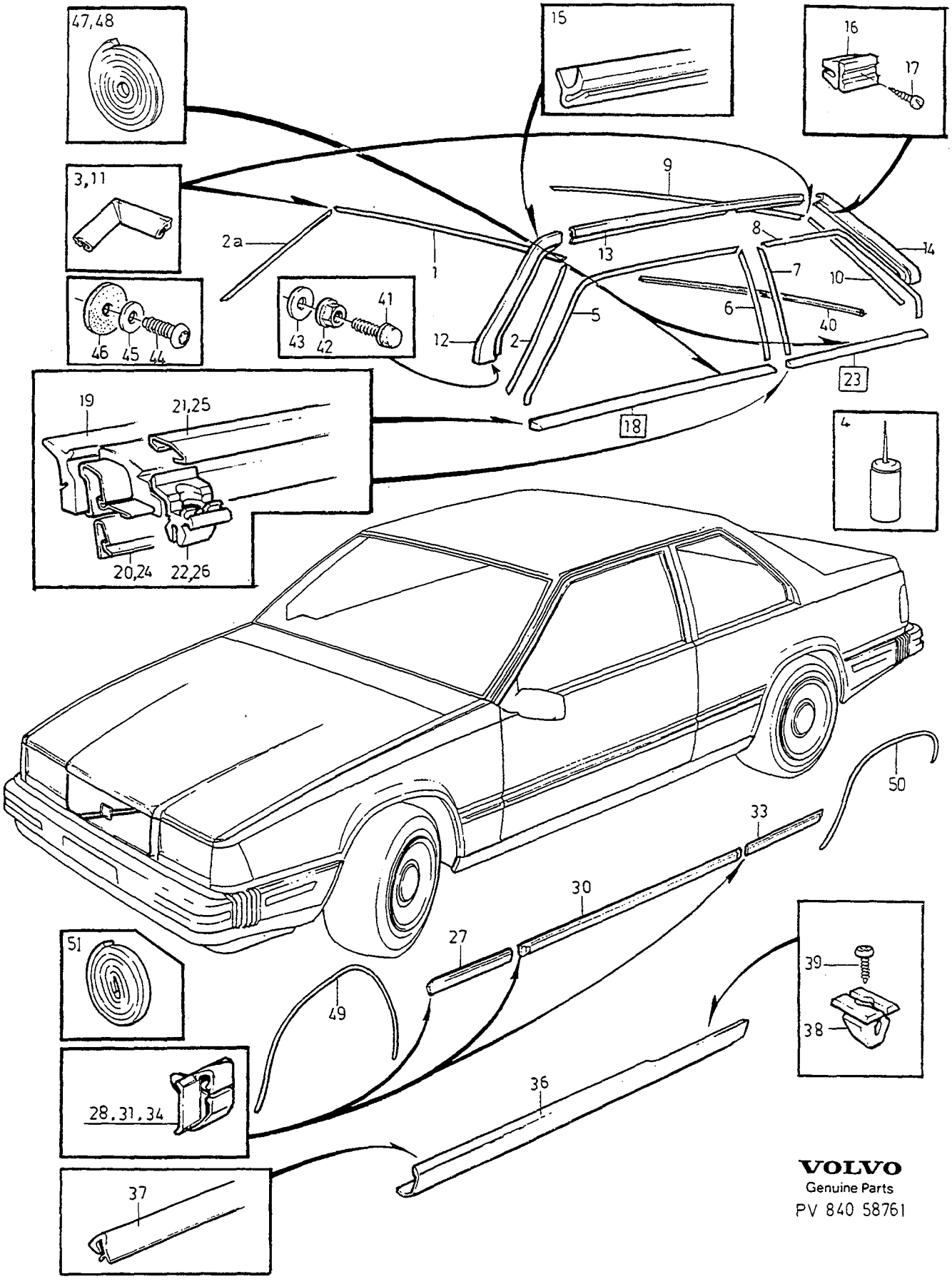

VOLVO
Genuine Parts
PV 840 58761

A
B
C
D
E

TRIM MOULDINGS PRYDNADSLISTER

Group / Grupp 84

Page / Sida 905

Fig	Part No. Artikel nr	Quantity / Antal A	B	C	D	E	PS	Description	Benämning	Notes Anmärkning	SR
34	3510236-7	8	-	-	-	-		Clip	Clips		2
36	1341332-3	1	-	-	-	-		Sill moulding, l.h.	Tröskelskoning, v		3
	1341333-1	1	-	-	-	-		Sill moulding, r.h.	Tröskelskoning, h		3
37	1341485-9	2	-	-	-	-		Protecting moulding	Skyddslist		3
38	1356208-7	24	-	-	-	-		Retainer	Hållare		2
39	1396195-8	24	-	-	-	-		Screw	Skruv		2
40	1396116-4	1	-	-	-	-		Sealing strip	Tätningslist	(1376027)	3
41	1384496-4	2	-	-	-	-		Bushing	Bussning	CH -10185	2
42	965483-1	2	-	-	-	-		Flange nut	Flänsmutter	CH -10185	2
43	1384440-2	2	-	-	-	-		Washer	Bricka	CH -10185	2
44	972409-7	2	-	-	-	-		Screw	Skruv	CH 10186-	2
45	960138-6	2	-	-	-	-		Washer	Bricka	CH 10186-	2
46	3510596-4	2	-	-	-	-		Washer	Bricka	CH 10186-	2
47	672229-2	X	-	-	-	-		Tape electrical	Eltejp	ALTER, LG 1170mm	6
48	672229-2	X	-	-	-	-		Tape electrical	Eltejp	ALTER, LG 860mm	6
49	3406746-2	1	-	-	-	-		Trim moulding, l.h.	Prydnadslist, v		3
	3406747-0	1	-	-	-	-		Trim moulding, r.h.	Prydnadslist, h		3
50	3406751-2	1	-	-	-	-		Trim moulding, l.h.	Prydnadslist, v		3
	3406752-0	1	-	-	-	-		Trim moulding, r.h.	Prydnadslist, h		3
51	3540116-5	X	-	-	-	-		Butyl tape	Butyltejp		2

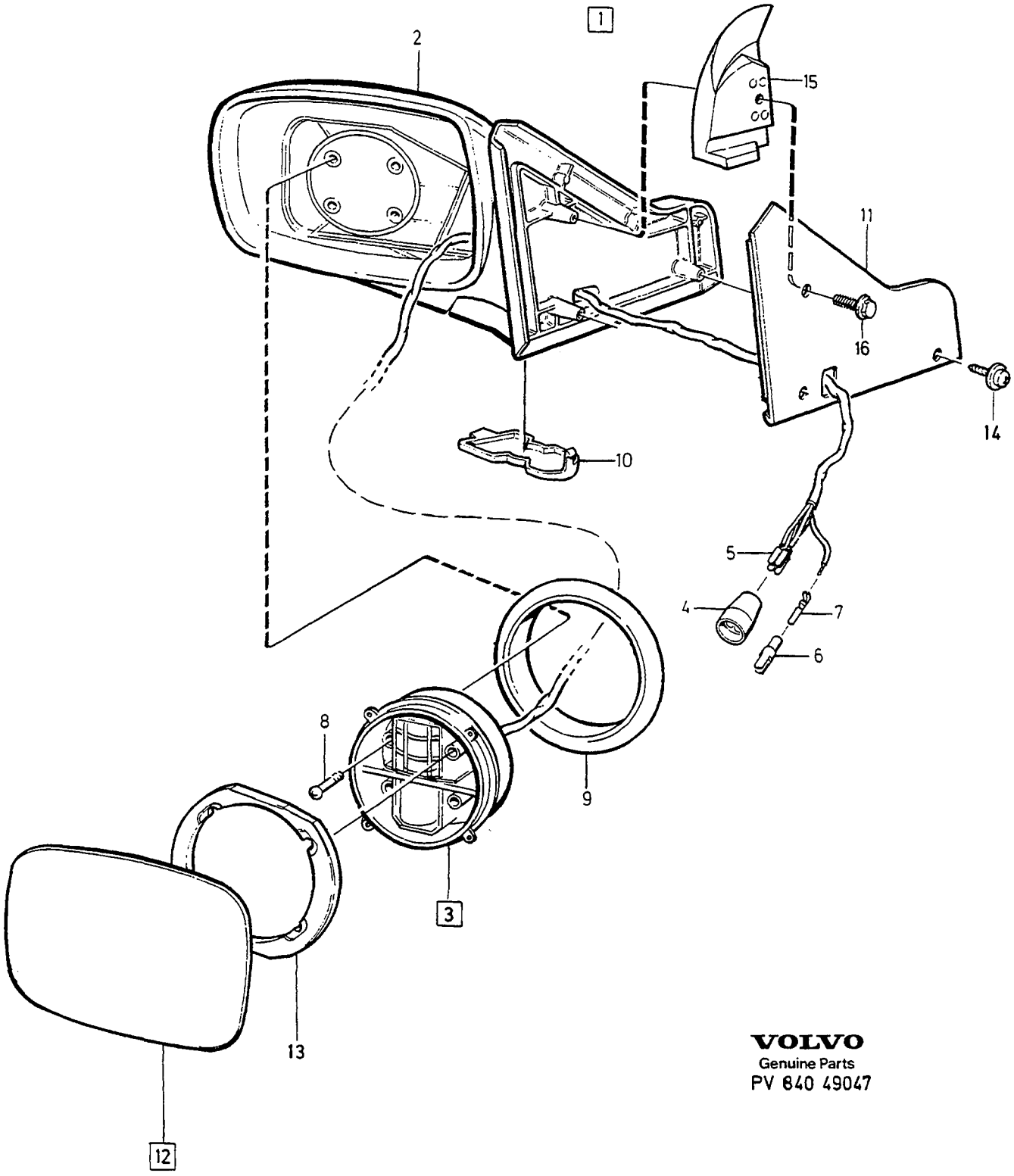

VOLVO
Genuine Parts
PV 840 49047

A
B
C
D
E

DOOR MIRRORS — UTVÄNDIG BACKSPEGEL

Group / Grupp 84

Page / Sida 907

Fig	Part No. / Artikel nr	Quantity / Antal A	B	C	D	E	PS	Description	Benämning	Notes / Anmärkning	SR
1	*(1384038)*	1	-	-	-	-	SP	Rear view mirror, l.h. wide angle	Backspegel, v vidvinkel	-1987. REPL 1 PCS 3510691-3, 1 PCS 968397-0, 5 PCS 968373-1.	3
	3510691-3	1	-	-	-	-		Rear view mirror, l.h. wide angle	Backspegel, v vidvinkel	1988-1989	3
	3406616-7	1	-	-	-	-		Rear view mirror, l.h. wide angle	Backspegel, v vidvinkel	1990-	3
		1	-	-	-	-	NS	Rear view mirror, l.h. convex glass	Backspegel, v konvext glas	(J) -1987. REPL 1 PCS 3510694-7, 1 PCS 968397-0, 5 PCS 968373-1.	
	3510694-7	1	-	-	-	-		Rear view mirror, l.h. convex glass	Backspegel, v konvext glas	(J) 1988-1989	3
	3406618-3	1	-	-	-	-		Rear view mirror, l.h. convex glass	Backspegel, v konvext glas	(J) 1990-	3
	3510692-1	1	-	-	-	-		Rear view mirror, l.h. flat glass	Backspegel, v plant glas	1) (SA)	3
	(1341283)	1	-	-	-	-	SP	Rear view mirror, r.h. convex glass	Backspegel, h konvext glas	-1987, EXC (J). REPL 1 PCS 3510690-5, 1 PCS 968397-0, 5 PCS 968373-1.	3
	3510690-5	1	-	-	-	-		Rear view mirror, r.h. convex glass	Backspegel, h konvext glas	1988-1989, EXC (J).	3
	3406617-5	1	-	-	-	-		Rear view mirror, r.h. convex glass	Backspegel, h konvext glas	1990-, EXC (J)	3
		1	-	-	-	-	NS	Rear view mirror, r.h. convex glass	Backspegel, h konvext glas	-1987 (J). REPL 1 PCS 3510695-4, 1 PCS 968397-0, 5 PCS 968373-1.	
	3510695-4	1	-	-	-	-		Rear view mirror, r.h. convex glass	Backspegel, h konvext glas	1988-1989 (J)	3
	3406619-1	1	-	-	-	-		Rear view mirror, r.h. convex glass	Backspegel, h konvext glas	1990- (J)	3
	1374502-1	1	-	-	-	-		Rear view mirror, r.h. flat glass	Backspegel, h plant glas	1) (SA)	2
2		1	-	-	-	-	NS	•Housing	•Hus		
3	1358442-0	1	-	-	-	-		•Drive unit	•Drivenhet	-1987	3
	3518613-9	1	-	-	-	-		•Drive unit	•Drivenhet	(1392324) 1988-	3
4	945828-2	1	-	-	-	-		••Pin housing	••Stiftisolator	-1987	3
	968396-2	1	-	-	-	-		••Receptacle housing	••Hylsisolator	1988-	3
5	946041-1	4	-	-	-	-		••Cable terminal	••Ledningssko	-1987	1
	946640-0	5	-	-	-	-		••Cable terminal	••Ledningssko	1988-	2
6	946076-7	1	-	-	-	-		••Pin housing	••Stiftisolator	-1987	3
7	946040-3	1	-	-	-	-		••Cable terminal	••Ledningssko	-1987	1
8	949863-5	4	-	-	-	-		•Screw	•Skruv	M3	2
	968009-1	4	-	-	-	-		•Screw	•Skruv	M5	2
9	1321694-0	1	-	-	-	-		•Rubber bellows	•Gummibälg		3
10	1356192-3	1	-	-	-	-		•Plug, l.h.	•Plugg, v		3
	1356193-1	1	-	-	-	-		•Plug, r.h.	•Plugg, h		3
11	1341716-7	1	-	-	-	-		•Seal, l.h.	•Tätning, v		3
	1341717-5	1	-	-	-	-		•Seal, r.h.	•Tätning, h		3
12	1325945-2	1	-	-	-	-		•Mirror glass, l.h. wide angle	•Spegelglas, v vidvinkel		2
	1325939-5	1	-	-	-	-		•Mirror glass, l.h. convex glass	•Spegelglas, v konvext glas		2
	1325949-4	1	-	-	-	-		•Mirror glass, l.h. flat glass ...	•Spegelglas, v plant glas	(SA)	2
	1325946-0	1	-	-	-	-		•Mirror glass, r.h. convex glass	•Spegelglas, h konvext glas ...	EXC (J), (SA)	2

1) CH 6793-

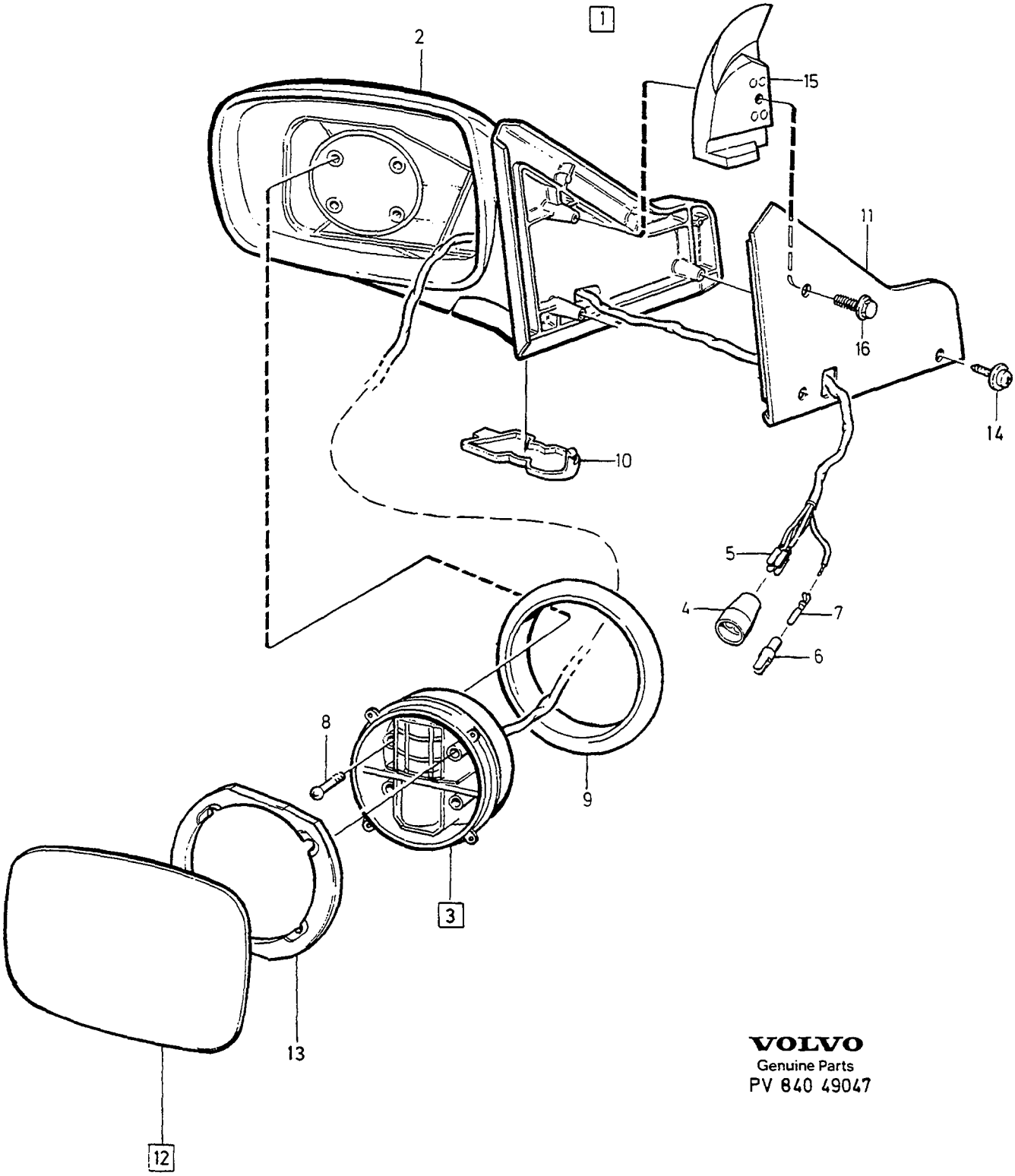

VOLVO
Genuine Parts
PV 840 49047

A
B
C
D
E

DOOR MIRRORS — UTVÄNDIG BACKSPEGEL

Group / Grupp 84

Page / Sida 909

Fig	Part No. / Artikel nr	Quantity / Antal A	B	C	D	E	PS	Description	Benämning	Notes / Anmärkning	SR
	1325940-3	1	-	-	-	-		•Mirror glass, r.h. convex glass	•Spegelglas, h konvext glas ...	(J)	2
	3518310-2	1	-	-	-	-		•Glass, r.h. flat glass	•Glas, h plant glas	1) (SA)	2
13	1321061-2	1	-	-	-	-		••Clamping ring	••Klämring		3
14	947949-4	6	-	-	-	-		Screw	Skruv	2)	2
	947949-4	4	-	-	-	-		Screw	Skruv	1)	2
15	1374807-4	1	-	-	-	-		Seal, l.h.	Tätning, v	1)	2
	1374808-2	1	-	-	-	-		Seal, r.h.	Tätning, h	1)	2
16	968009-1	2	-	-	-	-		Screw	Skruv	1)	2

1) CH 6793-
2) CH -6499.

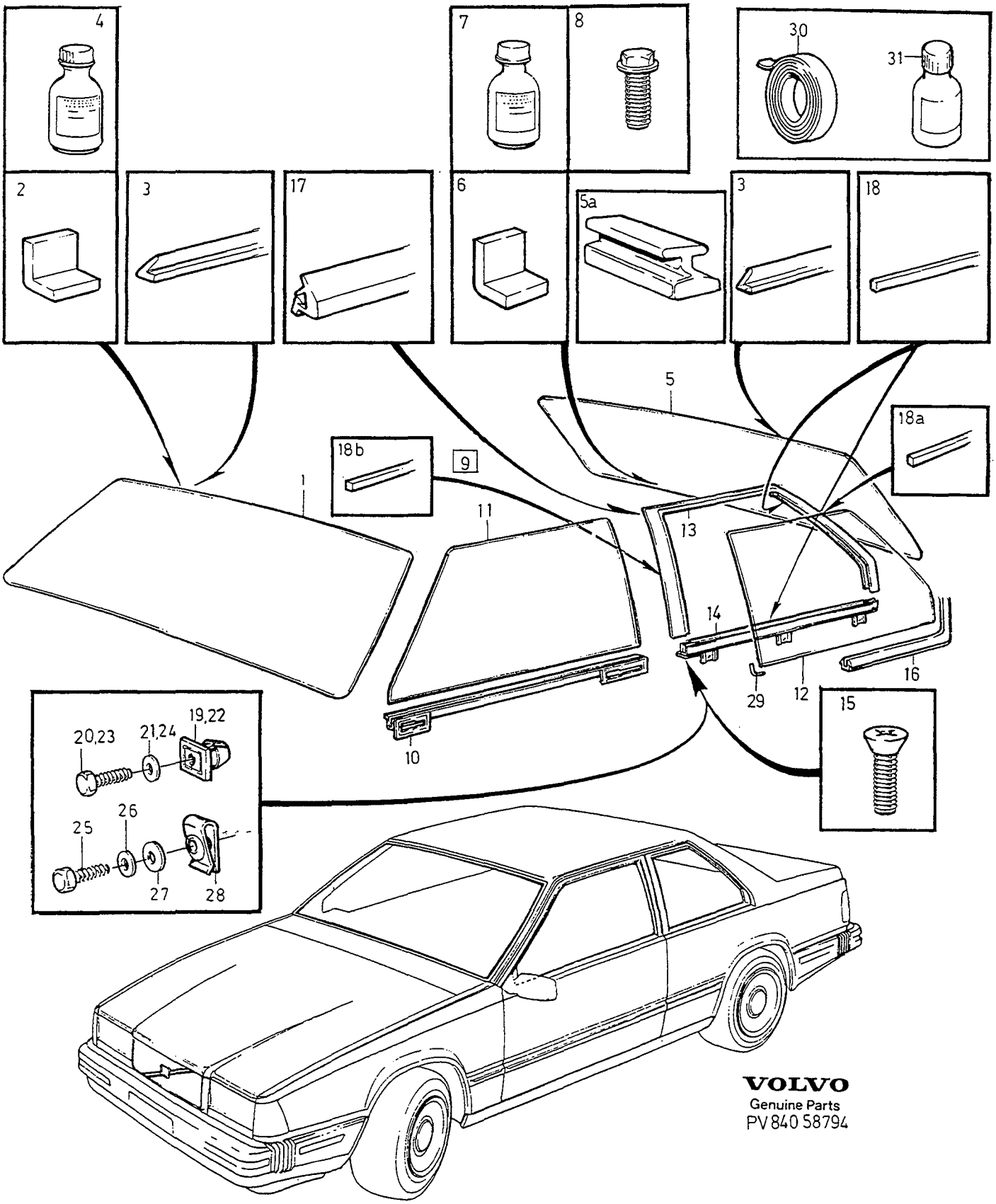

VOLVO
Genuine Parts
PV 840 58794

A
B
C
D
E

WINDSCREEN, REAR WINDOW AND DOOR WINDOWS VINDRUTA, BAKRUTA, SIDORUTOR

Group Grupp 84

Page Sida 911

Fig	Part No. Artikel nr	Quantity / Antal A	B	C	D	E	PS	Description	Benämning	Notes Anmärkning	SR
1	1341301-8	1	-	-	-	-		Windscreen	Vindruta		2
2	1356431-5	4	-	-	-	-		Spacer disc	Distansskiva		2
3	1376106-9	X	-	-	-	-		Protecting moulding	Skyddslist		2
4	1161287-6	1	-	-	-	-		Adhesive kit	Limsats		4
5	1341303-4	1	-	-	-	-		Rear window	Bakruta	1)	3
	1356476-0	1	-	-	-	-		Rear window	Bakruta	2)	3
☆ 5a	1312889-7	1	-	-	-	-		•Rail	•Skena		2
6	1356431-5	4	-	-	-	-		Spacer disc	Distansskiva		2
7	1161287-6	1	-	-	-	-		Adhesive kit	Limsats		4
8	967552-1	1	-	-	-	-		Flange screw	Flänsskruv	(946051)	1
								Earth cable	Jordledning		
9	1341483-4	1	-	-	-	-		Glass, l.h.	Glas, v		3
	1341484-2	1	-	-	-	-		Glass, r.h.	Glas, h		3
10		1	-	-	-	-	NS	•Lift rail	•Hisskena		
11		1	-	-	-	-	NS	•Glass	•Glas		
12	1341307-5	1	-	-	-	-		Side window glass, l.h.	Sidofönsterglas, v		3
	1341308-3	1	-	-	-	-		Side window glass, r.h.	Sidofönsterglas, h		3
13	3510775-4	1	-	-	-	-		Frame, l.h.	Ram, v	(1341254) CH-4289	3
	3510775-4	1	-	-	-	-		Frame, l.h.	Ram, v	CH 4290-	3
	3510776-2	1	-	-	-	-		Frame, r.h.	Ram, h	(1341255) CH-4289	3
	3510776-2	1	-	-	-	-		Frame, r.h.	Ram, h	CH 4290-	3
14	1341817-3	1	-	-	-	-		Frame, l.h.	Ram, v		3
	1341818-1	1	-	-	-	-		Frame, r.h.	Ram, h		3
☆ 15	969737-6	4	-	-	-	-		Screw	Skruv	(956203)	2
16	1356183-2	1	-	-	-	-		Sealing strip, l.h.	Tätningslist, v		3
	1356184-0	1	-	-	-	-		Sealing strip, r.h.	Tätningslist, h		3
17	3510337-3	1	-	-	-	-		Sealing strip, l.h.	Tätningslist, v		3
								Frame	Ram		
	3510338-1	1	-	-	-	-		Sealing strip, r.h.	Tätningslist, h		3
								Frame	Ram		
18	3510472-8	X	-	-	-	-		Seal upper	Tätning övre	LG 2x1050 mm	3
	3510472-8	X	-	-	-	-		Seal upper	Tätning övre	LG 2x400 mm	3
	3510472-8	X	-	-	-	-		Seal lower	Tätning nedre	LG 2x770 mm	3
18a	3510466-0	X	-	-	-	-		Seal	Tätning	LG 2x1500 mm	3
18b	3510476-9	X	-	-	-	-		Seal	Tätning	LG 2x400 mm	3
19	1356208-7	22	-	-	-	-		Retainer	Hållare	CH-2240	2
20	955130-0	22	-	-	-	-		Screw	Skruv	CH-2240	2
21	960138-6	22	-	-	-	-		Washer	Bricka	(1356202) CH-2240	2
22	1356208-7	6	-	-	-	-		Retainer	Hållare	CH 2241-	2
23	955130-0	6	-	-	-	-		Screw	Skruv	CH 2241-	2
24	960138-6	6	-	-	-	-		Washer	Bricka	CH 2241-	2
25	955130-0	16	-	-	-	-		Screw	Skruv	CH 2241-	2
26	960138-6	16	-	-	-	-		Washer	Bricka	CH 2241-	2
27	3510596-4	16	-	-	-	-		Washer	Bricka	CH 2241-	2
28	948571-5	16	-	-	-	-		Spring nut	Fjädermutter	CH 2241-	2
29	3406333-9	10	-	-	-	-		Seal	Tätning		6
30	273923-3	1	-	-	-	-		Adhesive kit	Limsats		2
		1	-	-	-	-	KN	•Butyl tape	•Butyltejp		
		2	-	-	-	-	KN	•Spacer	•Distansstycke		
		2	-	-	-	-	KN	•Spacer	•Distansstycke		
31	1161156-3	1	-	-	-	-		Glass primer	Glasprimer		6
	1161386-6	1	-	-	-	-		Paintprimer	Lackprimer		4

1) Cars without extra brake light. / Bilar utan extra bromsljus.
2) Cars with extra brake light. / Bilar med extra bromsljus.

INTERIOR TRIM / INREDNING

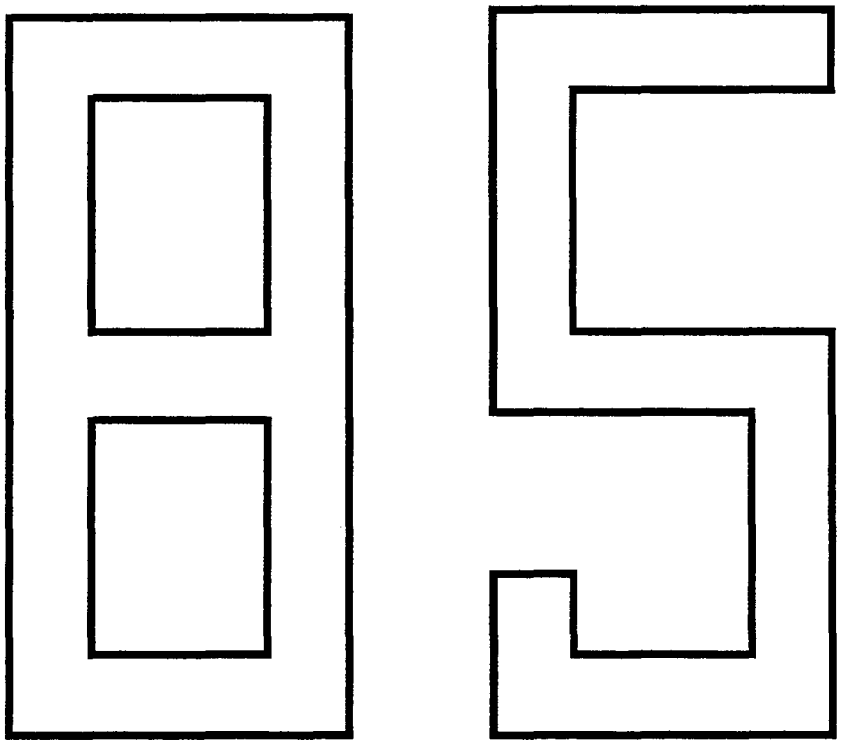

A
B
C
D
E

SUB GROUP
INTERIOR TRIM

UNDERGRUPP
INREDNING

Group
Grupp
85

Page
Sida
913

Fig	Part No. Artikel nr	Quantity / Antal A	B	C	D	E	PS	Description	Benämning	Notes Anmärkning	SR
		-	-	-	-	-		Interior trim index	Inredning index	SEE 85•915	
		-	-	-	-	-		Interior trim	Inredning	SEE 85•917	
		-	-	-	-	-		Door panel parts, fittings	Dörrpanel detaljer, monteringsdetaljer	SEE 85•919	
		-	-	-	-	-		Front seat	Framstol	SEE 85•921	
		-	-	-	-	-		Rear seat	Baksäte	SEE 85•931	
		-	-	-	-	-		Interior parts, roof section	Inredningsdetaljer takparti	SEE 85•933	
		-	-	-	-	-		Rear shelf	Hatthylla	SEE 85•935	
		-	-	-	-	-		Interior parts, floor and side sections	Inredningsdetaljer golv och sidoparti	SEE 85•937	
		-	-	-	-	-		Carpets	Mattor	SEE 85•943	
		-	-	-	-	-		Boot trim	Beklädnad för bagageutrymme	SEE 85•945	

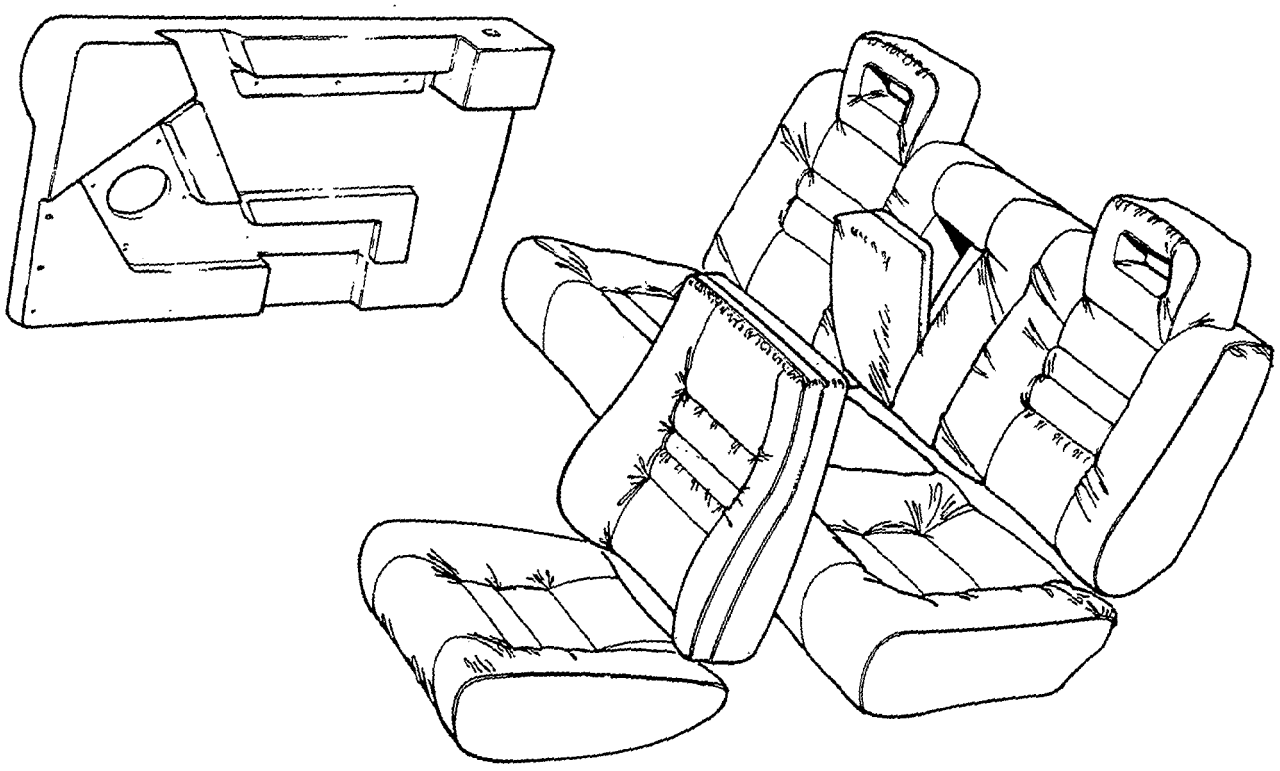

VOLVO
Genuine Parts
PV 850 38655

A		INTERIOR TRIM INDEX	INREDNING INDEX	Group Grupp 85
B				
C				
D				Page Sida 915
E				

Fig	Part No. Artikel nr	Quantity / Antal A	B	C	D	E	P S	Description	Benämning	Notes Anmärkning	S R
1		-	-	-	-	-		Upholstery ..... CODE	Klädsel ..... CODE		
		-	-	-	-	-		•2910, 2930, 2950, 2970	•2910, 2930, 2950, 2970	SEE 85•917	

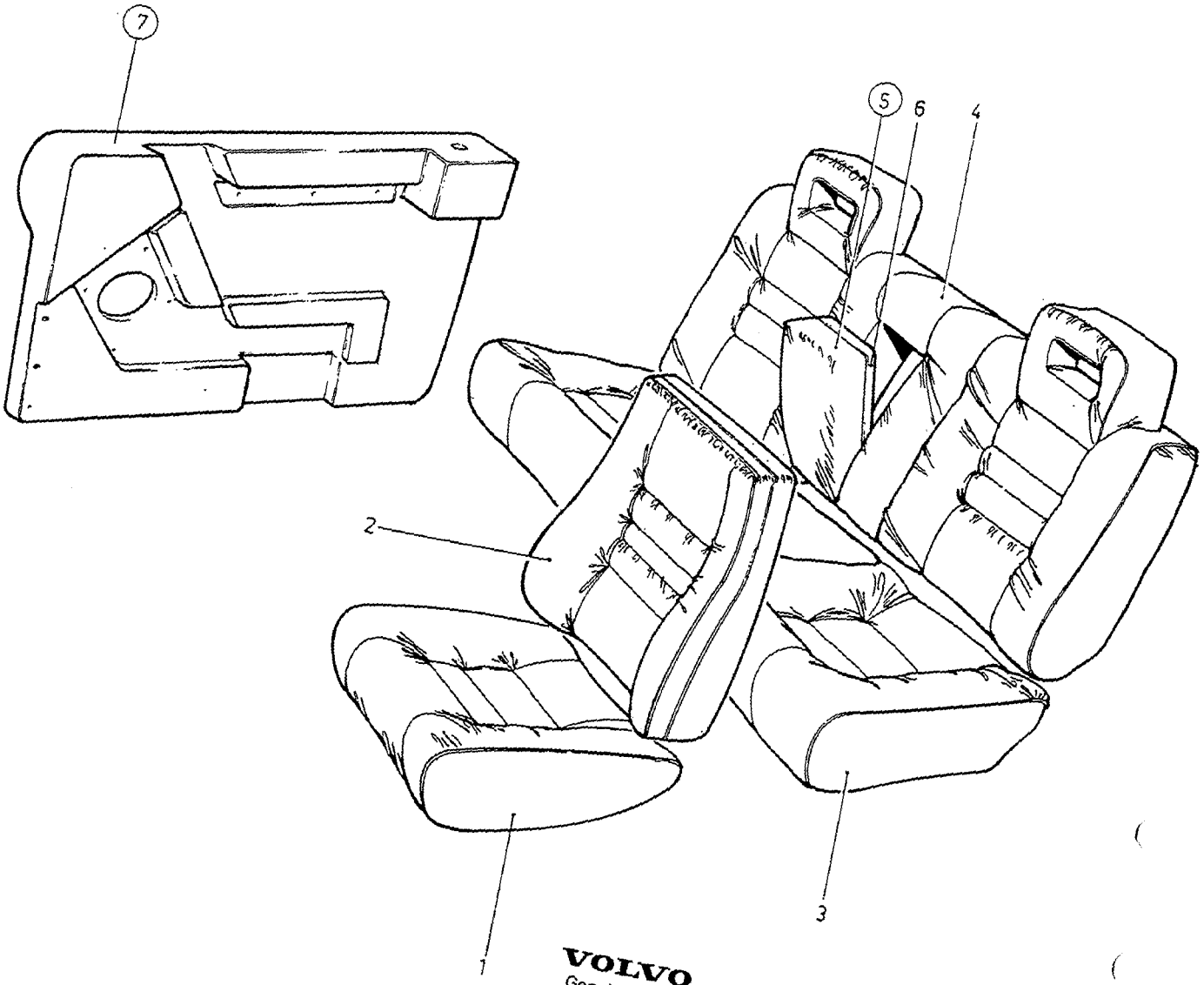

VOLVO
Genuine Parts
PV850 38656

A	2910
B	2930
C	2950
D	2970
E	

INTERIOR TRIM — INREDNING

Group / Grupp 85

Page / Sida 917

CODE 2910, 2930, 2950, 2970

Fig	Part No. Artikel nr	Quantity / Antal A	B	C	D	E	PS	Description	Benämning	Notes Anmärkning	SR
1	1376206-7	2	-	-	-	-		Upholstery black-grey	Klädsel svart-grå		5
	1376207-5	-	2	-	-	-		Upholstery black-blue	Klädsel svart-blå		5
	1376208-3	-	-	2	-	-		Upholstery beige	Klädsel beige		5
	3406487-3	-	-	-	2	-		Upholstery dark grey	Klädsel mörkgrå		5
2	3406272-9	2	-	-	-	-		Upholstery black-grey	Klädsel svart-grå	(1376209) -1989	5
	3406884-1	2	-	-	-	-		Upholstery black-grey	Klädsel svart-grå	1990-	5
	1376210-9	-	2	-	-	-		Upholstery black-blue	Klädsel svart-blå	CH -6792	5
	3406274-5	-	2	-	-	-		Upholstery black-blue	Klädsel svart-blå	CH 6793-	5
	3406276-0	-	-	2	-	-		Upholstery beige	Klädsel beige	(1376211) -1989	5
	3406886-6	-	-	2	-	-		Upholstery beige	Klädsel beige	1990-	5
	3406885-8	-	-	-	2	-		Upholstery dark grey	Klädsel mörkgrå	(3406488)	5
3	1376212-5	1	-	-	-	-		Upholstery black-grey	Klädsel svart-grå		5
	1376213-3	-	1	-	-	-		Upholstery black-blue	Klädsel svart-blå		5
	1376214-1	-	-	1	-	-		Upholstery beige	Klädsel beige		5
	3406498-0	-	-	-	1	-		Upholstery dark grey	Klädsel mörkgrå		5
4	1376215-8	1	-	-	-	-		Upholstery black-grey	Klädsel svart-grå		5
	1376216-6	-	1	-	-	-		Upholstery black-blue	Klädsel svart-blå		5
	1376217-4	-	-	1	-	-		Upholstery beige	Klädsel beige		5
	3406500-3	-	-	-	1	-		Upholstery dark grey	Klädsel mörkgrå		5
5	1396080-2	1	1	-	-	-		Arm rest complete	Armstöd komplett	(1384326)	5
	1396081-0	-	-	1	-	-		Arm rest complete	Armstöd komplett	(1384327)	5
	3406538-3	-	-	-	1	-		Arm rest dark grey	Armstöd mörkgrå		5
								•SEE 85•931	•SEE 85•931		
6	1396078-6	1	1	-	-	-		Cap complete	Lock komplett	(1384324)	5
	1396079-4	-	-	1	-	-		Cap complete	Lock komplett	(1384325)	5
	3406536-7	-	-	-	1	-		Cap dark grey	Lock mörkgrå		5
7	1374539-3	1	-	-	-	-		Door panel, l.h.	Dörrpanel, v	(3510984) CH -4278	5
	1374539-3	1	-	-	-	-		Door panel, l.h.	Dörrpanel, v	CH 4279-	5
	1374541-9	-	1	-	-	-		Door panel, l.h.	Dörrpanel, v	(3510986)	5
	1374543-5	-	-	1	-	-		Door panel, l.h.	Dörrpanel, v	(3510988) CH -4278	5
	1374543-5	-	-	1	-	-		Door panel, l.h.	Dörrpanel, v	CH 4279-	5
	3406693-6	-	-	-	1	-		Door panel, l.h.	Dörrpanel, v		5
	1374540-1	1	-	-	-	-		Door panel, r.h.	Dörrpanel, h	(3510985) CH -4278	5
	1374540-1	1	-	-	-	-		Door panel, r.h.	Dörrpanel, h	CH 4279-	5
	1374542-7	-	1	-	-	-		Door panel, r.h.	Dörrpanel, h	(3510987) CH -4278	5
	1374542-7	-	1	-	-	-		Door panel, r.h.	Dörrpanel, h	CH 4279-	5
	1374544-3	-	-	1	-	-		Door panel, r.h.	Dörrpanel, h	(3510989) CH -4278	5
								•SEE 85•919	•SEE 85•919		
	1374544-3	-	-	1	-	-		Door panel, r.h.	Dörrpanel, h	CH 4279-	5
	3406694-4	-	-	-	1	-		Door panel, r.h.	Dörrpanel, h		5

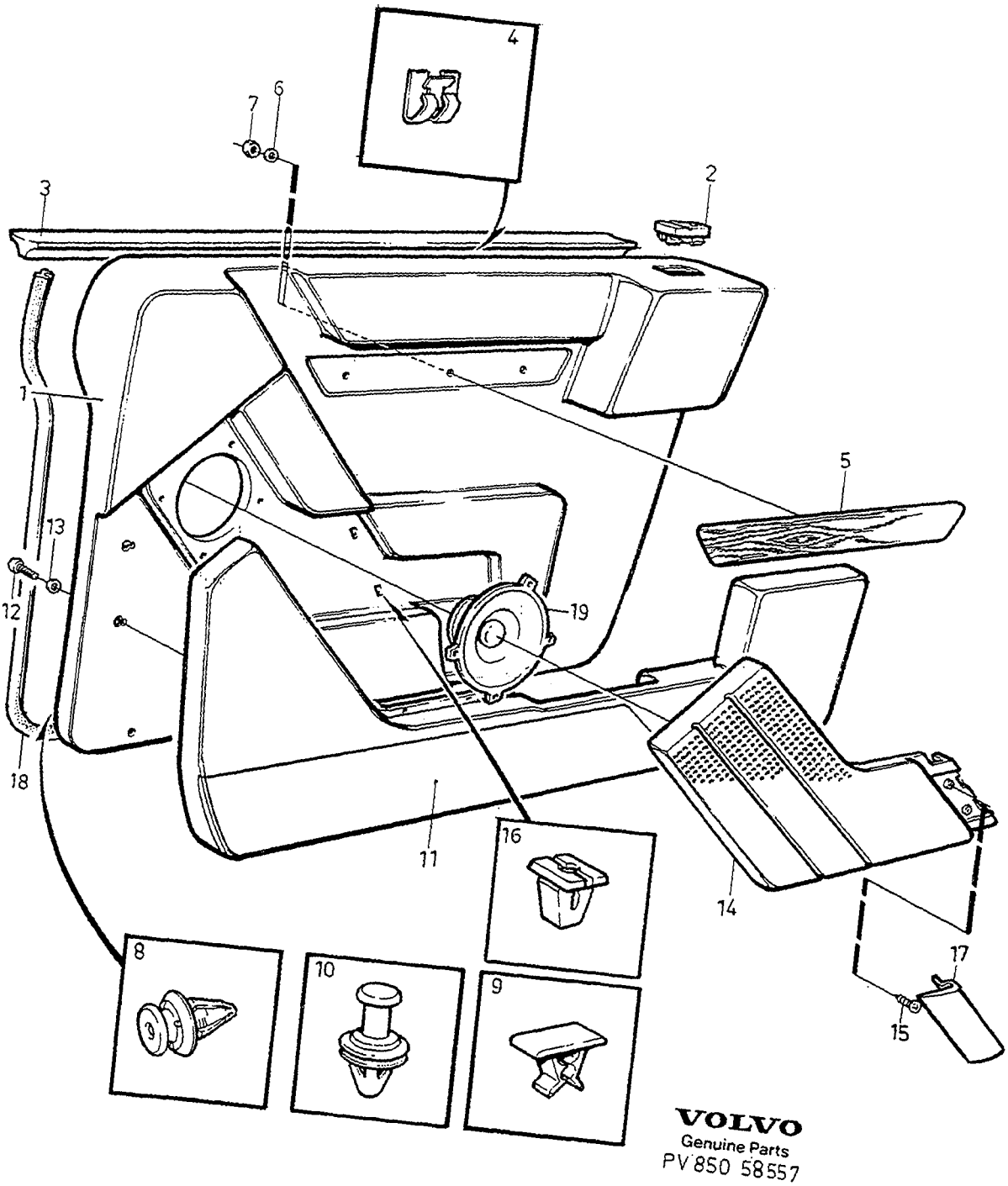

VOLVO
Genuine Parts
PV 850 58557

A
B
C
D
E

DOOR PANEL
PARTS, FITTINGS

DÖRRPANEL
DETALJER, MONTERINGSDETALJER

Group
Grupp
85

Page
Sida
919

Fig	Part No. Artikel nr	Quantity / Antal A	B	C	D	E	PS	Description	Benämning	Notes Anmärkning	SR
1		-	-	-	-	-		Door panel complete	Dörrpanel komplett	SEE 85•915	
2	1341661-5	1	-	-	-	-		•Bushing	•Bussning		5
3	1341662-3	1	-	-	-	-		•Sealing strip, l.h.	•Tätningslist, v		4
	1341663-1	1	-	-	-	-		•Sealing strip, r.h.	•Tätningslist, h		4
4	1265519-7	8	-	-	-	-		•Clip	•Clips		3
5	1341537-7	1	-	-	-	-		Cover panel, l.h.	Täckpanel, v	-1989	5
	3406376-8	1	-	-	-	-		Cover panel, l.h.	Täckpanel, v	1990-	5
	1341538-5	1	-	-	-	-		Cover panel, r.h.	Täckpanel, h	-1989	5
	3406378-4	1	-	-	-	-		Cover panel, r.h.	Täckpanel, h	1990-	5
6	960137-8	6	-	-	-	-		Washer	Bricka		2
7	955779-4	6	-	-	-	-		Nut	Mutter		2
8	1297480-4	16	-	-	-	-		Clip, yellow	Clips, gul	CH-2681	3
	3510053-6	14	-	-	-	-		Clip	Clips	CH 2682-	3
9	1338144-7	4	-	-	-	-		Clip	Clips		3
10	1338143-9	4	-	-	-	-		Clip, red	Clips, röd		3
11	*(1356301)*	1	-	-	-	-	SP	Door pocket, l.h. grey	Dörrfack, v, grå	CH-1487 REPL 1PCS 1396168-5, 1PCS 1396169-3.	4
	1396168-5	1	-	-	-	-		Door pocket, l.h. grey	Dörrfack, v, grå	CH 1488-	4
	3406452-7	1	-	-	-	-		Door pocket, l.h. dark grey	Dörrfack, v mörkgrå		4
	(1356303)	1	-	-	-	-	SP	Door pocket, l.h. blue	Dörrfack, v, blå	CH-1487 REPL 1PCS 1396170-1, 1PCS 1396171-9.	4
	1396170-1	1	-	-	-	-		Door pocket, l.h. blue	Dörrfack, v, blå	CH 1488-	4
	(1356305)	1	-	-	-	-	SP	Door pocket, l.h. beige	Dörrfack, v, beige	CH-1487 REPL 1PCS 1396172-7, 1PCS 1396173-5.	4
	1396172-7	1	-	-	-	-		Door pocket, l.h. beige	Dörrfack, v, beige	CH 1488-	4
	(1356302)	1	-	-	-	-	SP	Door pocket, r.h. grey	Dörrfack, h, grå	CH-1487 REPL 1PCS 1396169-3, 1PCS 1396168-5.	4
	1396169-3	1	-	-	-	-		Door pocket, r.h. grey	Dörrfack, h, grå	CH 1488-	4
	3406453-5	-	-	-	-	-		Door pocket, r.h. dark grey	Dörrfack, h mörkgrå		4
	(1356304)	1	-	-	-	-	SP	Door pocket, r.h. blue	Dörrfack, h, blå	CH-1487 REPL 1PCS 1396171-9, 1PCS 1396170-1.	4
	1396171-9	1	-	-	-	-		Door pocket, r.h. blue	Dörrfack, h, blå	CH 1488-	4
	(1356306)	1	-	-	-	-	SP	Door pocket, r.h. beige	Dörrfack, h, beige	CH-1487 REPL 1PCS 1396173-5, 1PCS 1396172-7.	4
	1396173-5	1	-	-	-	-		Door pocket, r.h. beige	Dörrfack, h, beige	CH 1488-	4
12	955127-6	28	-	-	-	-		Screw	Skruv		2
13	940120-9	28	-	-	-	-		Washer	Bricka		2
14	1356289-7	1	-	-	-	-		Loudspeaker grille, black l.h. ..	Högtalargaller, svart v		4
	1356293-9	1	-	-	-	-		Loudspeaker grille, beige l.h. .	Högtalargaller, beige v		4
	1356290-5	1	-	-	-	-		Loudspeaker grille, black r.h. .	Högtalargaller, svart h		4
	1356294-7	1	-	-	-	-		Loudspeaker grille, beige r.h. .	Högtalargaller, beige h		4
15	965391-6	4	-	-	-	-		Screw	Skruv		2
16	1356208-7	4	-	-	-	-		Retainer	Hållare		2
17	1356295-4	1	-	-	-	-		Cover, l.h. black	Täckkåpa, v, svart		4
	1356299-6	1	-	-	-	-		Cover, l.h. beige	Täckkåpa, v, beige		4
	1356296-2	1	-	-	-	-		Cover, r.h. black	Täckkåpa, h, svart		4
	1356300-2	1	-	-	-	-		Cover, r.h. beige	Täckkåpa, h, beige		4
☆ 18	1376033-5	2	-	-	-	-		Sealing strip grey	Tätningslist grå		5
☆	1376034-3	2	-	-	-	-		Sealing strip blue	Tätningslist blå		5
☆	1376035-0	2	-	-	-	-		Sealing strip beige	Tätningslist beige		5
19		-	-	-	-	-		Loudspeaker	Högtalare	SEE 39•569	

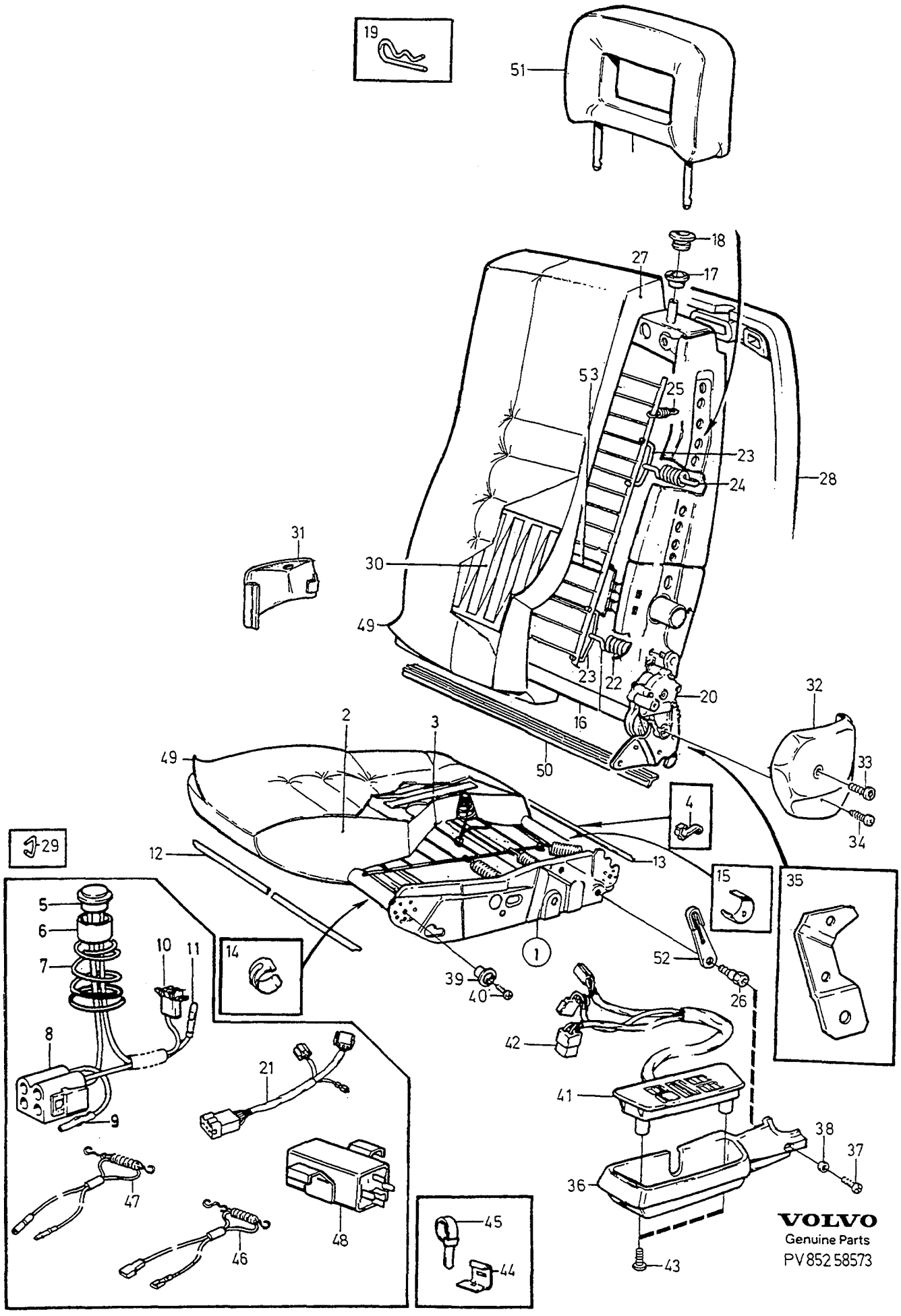
19
51
18
27
17
53
25
23
24
28
31
30
49
23
22
20
16
50
32
2
3
49
33
34
4
29
12
13
15
35
5
6
7
10
11
14
1
52
39
40
26
42
8
21
41
9
38
37
36
47
48
46
45
44
43
VOLVO
Genuine Parts
PV 852 58573

A
B
C
D
E

FRONT SEAT — FRAMSTOL

Group / Grupp 85

Page / Sida 921

Fig	Part No. / Artikel nr	Quantity / Antal A	B	C	D	E	PS	Description	Benämning	Notes / Anmärkning	SR
1	1388200-6	1	-	-	-	-		Seat frame	Sitsram	CH -9346	5
								•SEE 85•927	•SEE 85•927		
	(3406970)	1	-	-	-	-	SP	Seat frame	Sitsram	CH 9347-	5
								•SEE 85•927	•SEE 85•927		
										REPL 1PCS 1388200-6	
2	1356124-6	1	-	-	-	-		Padding	Stoppning		5
3	1243515-2	1	-	-	-	-		Heater	Värmeelement	-1987	3
	3510696-2	1	-	-	-	-		Heater	Värmeelement	1988-	3
4	1265195-6	2	-	-	-	-		Hook	Krok		3
5	1370029-9	1	-	-	-	-		Thermostat	Termostat		3
6	1243657-2	1	-	-	-	-		Housing	Isolator		2
7	1243518-6	1	-	-	-	-		Spring	Fjäder		3
8	1324339-9	1	-	-	-	-		Socket housing	Hylsisolator	(1307052)	2
9	965822-0	4	-	-	-	-		Cable terminal	Ledningssko		1
10	948995-6	1	-	-	-	-		Pin housing	Stiftisolator		3
11	965824-6	2	-	-	-	-		Cable terminal	Ledningssko	(948290)	1
12	1265057-8	1	-	-	-	-		Upholstery rail front	Klädselskena främre		5
13	1265058-6	1	-	-	-	-		Upholstery rail rear	Klädselskena bakre		5
14	1331320-0	2	-	-	-	-		Clip	Clips		4
15	1331105-5	2	-	-	-	-		Clip	Clips		4
16	1341778-7	1	-	-	-	-		Backrest frame	Ryggram	-1989	5
	3406373-5	1	-	-	-	-		Backrest frame, l.h.	Ryggram, v	1990-	5
	3406374-3	1	-	-	-	-		Backrest frame, r.h.	Ryggram, h	1990-	5
17	1356140-2	2	-	-	-	-		Bushing	Bussning		4
18	1356141-0	2	-	-	-	-		Bushing	Bussning		4
19	1356139-4	2	-	-	-	-		Clip	Clips		4
20		1	-	-	-	-		Fitting	Beslag	SEE 85•925	
21	1362786-4	1	-	-	-	-		Cable harness	Ledningsmatta	-1987	5
	1363276-5	1	-	-	-	-		Cable harness	Ledningsmatta	1) 1988-	5
	1398008-1	1	-	-	-	-		Cable harness	Ledningsmatta	2) 1988-	5
22	1264531-3	2	-	-	-	-		Spring	Fjäder		5
23	1370739-3	4	-	-	-	-		Catch	Hake		5
24	1204535-7	2	-	-	-	-		Spring	Fjäder		5
25	1384306-5	4	-	-	-	-		Spring ,	Fjäder ,		4
								Upholstery	Klädsel		
26	1384035-0	2	-	-	-	-		Screw	Skruv		4
27	1341769-6	1	-	-	-	-		Padding	Stoppning		5
28	1356173-3	1	-	-	-	-		Crash pad, l.h.	Stötskydd, v		5
	1396369-9	1	-	-	-	-		Crash pad, r.h.	Stötskydd, h		5
29	95722-5	15	-	-	-	-		Clamp	Klamma		3
30	3513786-8	1	-	-	-	-		Heater	Värmeelement	(1388879) -1987	3
	3510697-0	1	-	-	-	-		Heater	Värmeelement	1988-	3
31	1396098-4	1	-	-	-	-		Cover, r.h. black	Kåpa, h, svart		5
	1396097-6	1	-	-	-	-		Cover, l.h. black	Kåpa, v, svart		5
32	1376289-3	1	-	-	-	-		Cover, l.h. blue	Kåpa, v, blå		5
	1376291-9	1	-	-	-	-		Cover, l.h. beige	Kåpa, v, beige	CH -10033	5
	3407228-0	1	-	-	-	-		Cover, l.h. beige	Kåpa, v, beige	CH 10034-	5
	3510636-8	1	-	-	-	-		Cover, l.h. grey	Kåpa, v, grå	(1376055) CH -10039	5
	3407226-4	1	-	-	-	-		Cover, l.h. grey	Kåpa, v, grå	CH 10040-	5
	3406490-7	1	-	-	-	-		Cover, l.h. dark grey	Kåpa, v mörkgrå	CH -10044	5
	3406987-2	1	-	-	-	-		Cover, l.h. dark grey	Kåpa, v mörkgrå	CH 10045-	5
	1376290-1	1	-	-	-	-		Cover, r.h. blue	Kåpa, h, blå		5
	1376292-7	1	-	-	-	-		Cover, r.h. beige	Kåpa, h, beige	CH -10033	5
	3407229-8	1	-	-	-	-		Cover, r.h. beige	Kåpa, h, beige	CH 10034-	5
	3510637-6	1	-	-	-	-		Cover, r.h. grey	Kåpa, h, grå	(1376056) CH -10039	5
	3407227-2	1	-	-	-	-		Cover, r.h. grey	Kåpa, h, grå	CH 10040-	5
	3406491-5	1	-	-	-	-		Cover, r.h. dark grey	Kåpa, h mörkgrå	CH -10044	5
	3406988-0	1	-	-	-	-		Cover, r.h. dark grey	Kåpa, h mörkgrå	CH 10045-	5
☆ 33	969582-6	2	-	-	-	-		Six point socket screw	Sextandhålskruv		2

1) Driver's seat. / Förarstol.
2) Passenger seat. / Passagerarstol.

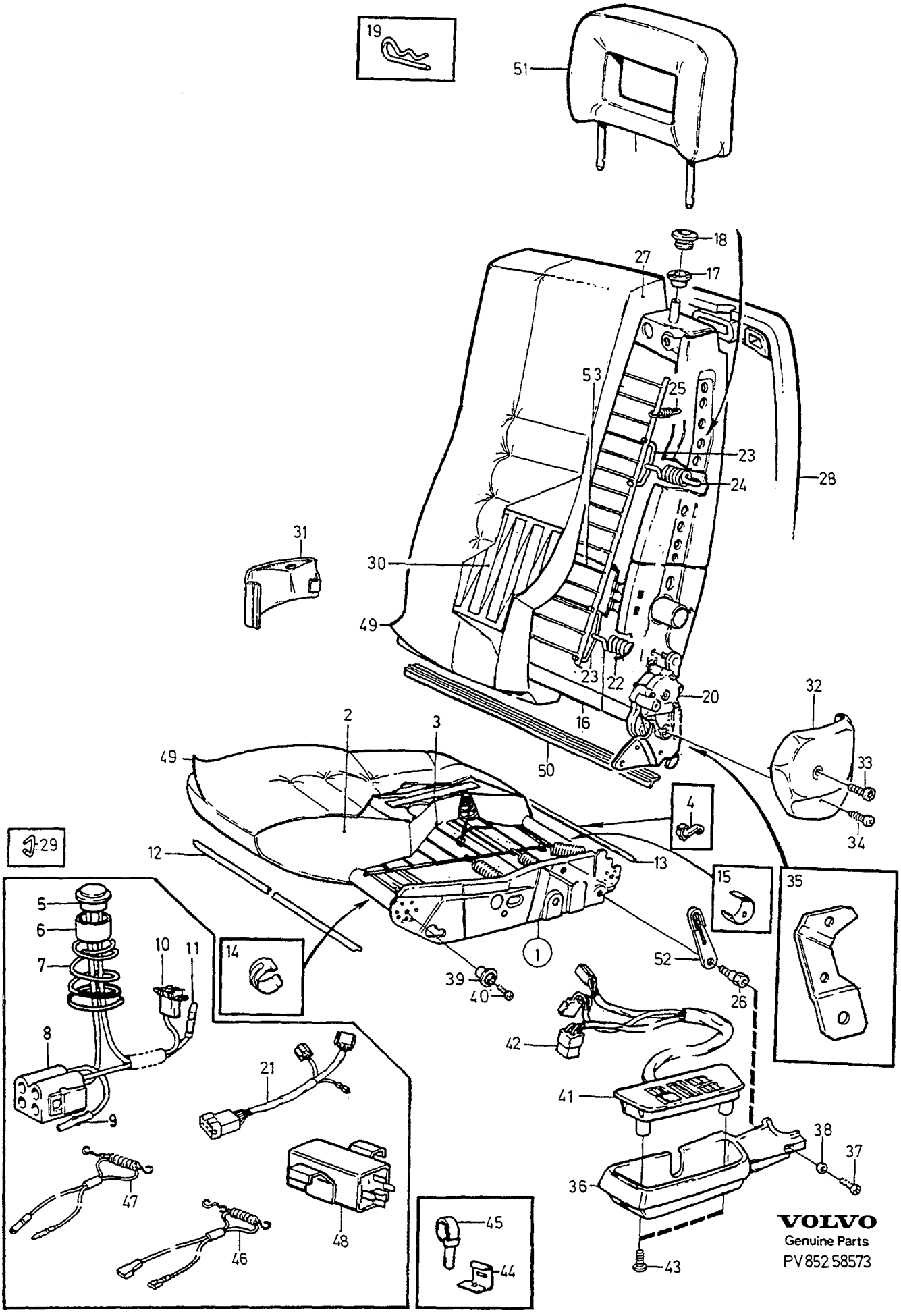
19
51
18
27
17
53
25
23
24
28
31
30
49
23
22
20
16
50
32
33
34
2
3
49
4
29
12
13
15
35
5
6
7
10
11
14
1
52
39
40
26
8
42
21
41
9
38
37
47
36
48
45
46
44
43
VOLVO
Genuine Parts
PV 852 58573

A
B
C
D
E

FRONT SEAT — FRAMSTOL

Group / Grupp 85

Page / Sida 923

Fig	Part No. Artikel nr	Quantity / Antal A	B	C	D	E	PS	Description	Benämning	Notes Anmärkning	SR
☆ 34	969802-8	1	-	-	-	-		Screw	Skruv		2
☆ 35	3407222-3	1	-	-	-	-		Bracket, r.h.	Konsol, h	CH 10034-	5
	3407223-1	1	-	-	-	-		Bracket, l.h.	Konsol, v	CH 10034-	5
36	1384402-2	1	-	-	-	-		Side pocket, l.h. grey	Sidofack, v, grå	(1376053)	4
	1384404-8	1	-	-	-	-		Side pocket, l.h. blue	Sidofack, v, blå	(1376285)	4
	1384406-3	1	-	-	-	-		Side pocket, l.h. beige	Sidofack, v, beige	(1376287)	4
	3406493-1	1	-	-	-	-		Side pocket dark grey	Sidofack mörkgrå		4
	1384403-0	1	-	-	-	-		Side pocket, r.h. grey	Sidofack, h, grå	(1376203)	4
	1384405-5	1	-	-	-	-		Side pocket, r.h. blue	Sidofack, h, blå	(1376286)	4
	1384407-1	1	-	-	-	-		Side pocket, r.h. beige	Sidofack, h, beige	(1376288)	4
	3406494-9	1	-	-	-	-		Side pocket dark grey	Sidofack mörkgrå		4
(37	969403-5	1	-	-	-	-		Screw	Skruv	(956074)	2
38	940090-4	1	-	-	-	-		Washer	Bricka		2
39	1265105-5	1	-	-	-	-		Retainer	Hållare	CH -9346	4
	3406967-4	2	-	-	-	-		Retainer	Hållare	CH 9347-	4
40	969278-1	1	-	-	-	-		Screw	Skruv	(955138)	2
										ALTER RXAB 10x13 'TORX'	
(	956075-6	1	-	-	-	-		Screw	Skruv	ALTER M5x10	2
41	3515952-4	1	-	-	-	-		Control unit	Manöverenhet	1) (1356441) CH -2019	3
	3515952-4	1	-	-	-	-		Control unit	Manöverenhet	1) 3) (3510237)	3
	3515952-4	1	-	-	-	-		Control unit	Manöverenhet	1) 4) -1989	3
	3406597-9	1	-	-	-	-		Control unit l.h.	Manöverenhet v	1990-	3
	1356442-2	1	-	-	-	-		Control unit	Manöverenhet	2) CH -2019	3
	3515953-2	1	-	-	-	-		Control unit	Manöverenhet	2) 3) (3510238)	3
	3515953-2	1	-	-	-	-		Control unit	Manöverenhet	2) 4) -1989	3
	3406598-7	1	-	-	-	-		Control unit r.h.	Manöverenhet h	1990-	3
42	1376387-5	1	-	-	-	-		Socket housing	Hylsisolator		5
43	1202843-7	2	-	-	-	-		Screw	Skruv	-1987	3
	946934-7	2	-	-	-	-		Flange screw	Flänsskruv	1988-	2
44	1338403-7	3	-	-	-	-		Clip	Clips		4
45	948211-8	1	-	-	-	-		Strip clamp	Bandklamma		2
46	1395669-3	1	-	-	-	-		Breaker Heater	Brytare Värmeelement	2) (1338553) -1987	3
	1395669-3	2	-	-	-	-		Breaker Heater	Brytare Värmeelement	2) 1988-	3
47	1338399-7	1	-	-	-	-		Breaker Seat belt	Brytare Bilbälte	2) -1987	3
(	1395669-3	1	-	-	-	-		Breaker Seat belt	Brytare Bilbälte	2) 1988-	3
48	1363999-2	1	-	-	-	-		Control unit Heater	Styrenhet Värmeelement	1988-	2
49		-	-	-	-	-		Upholstery	Klädsel	SEE 85•915	
50	1384254-7	1	-	-	-	-		Upholstery rail	Klädselskena		5
(51		-	-	-	-	-		Head restraint	Nackskydd	SEE 88•1021	
52		-	-	-	-	-		Stop arm	Stopparm	SEE 85•925	
53		-	-	-	-	-		Lumbar strip	Svankband	SEE 85•925	

1) Driver's seat. / Förarstol.
3) CH 2020-6499
4) CH 6793-
2) Passenger seat. / Passagerarstol.

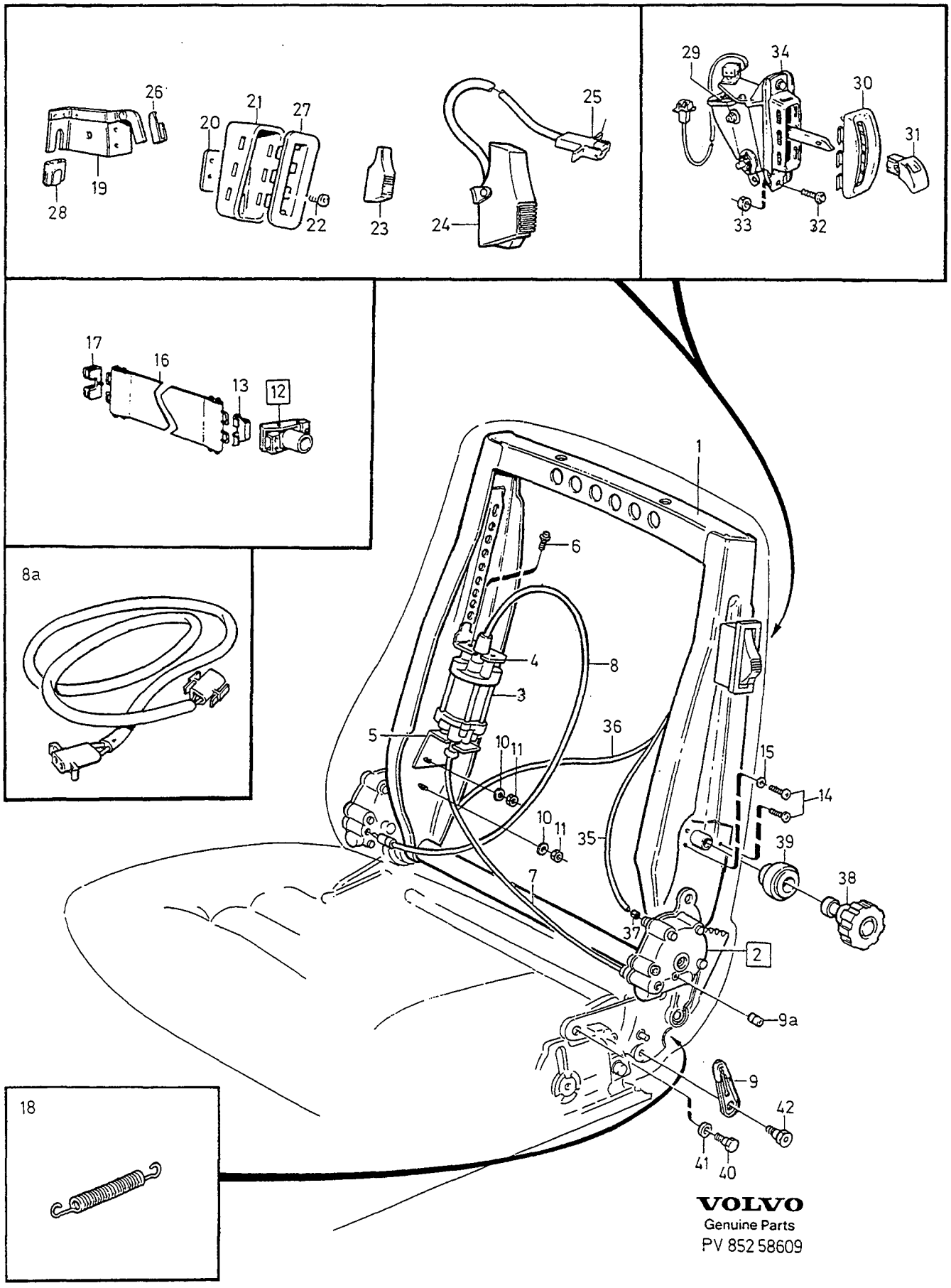

VOLVO
Genuine Parts
PV 852 58609

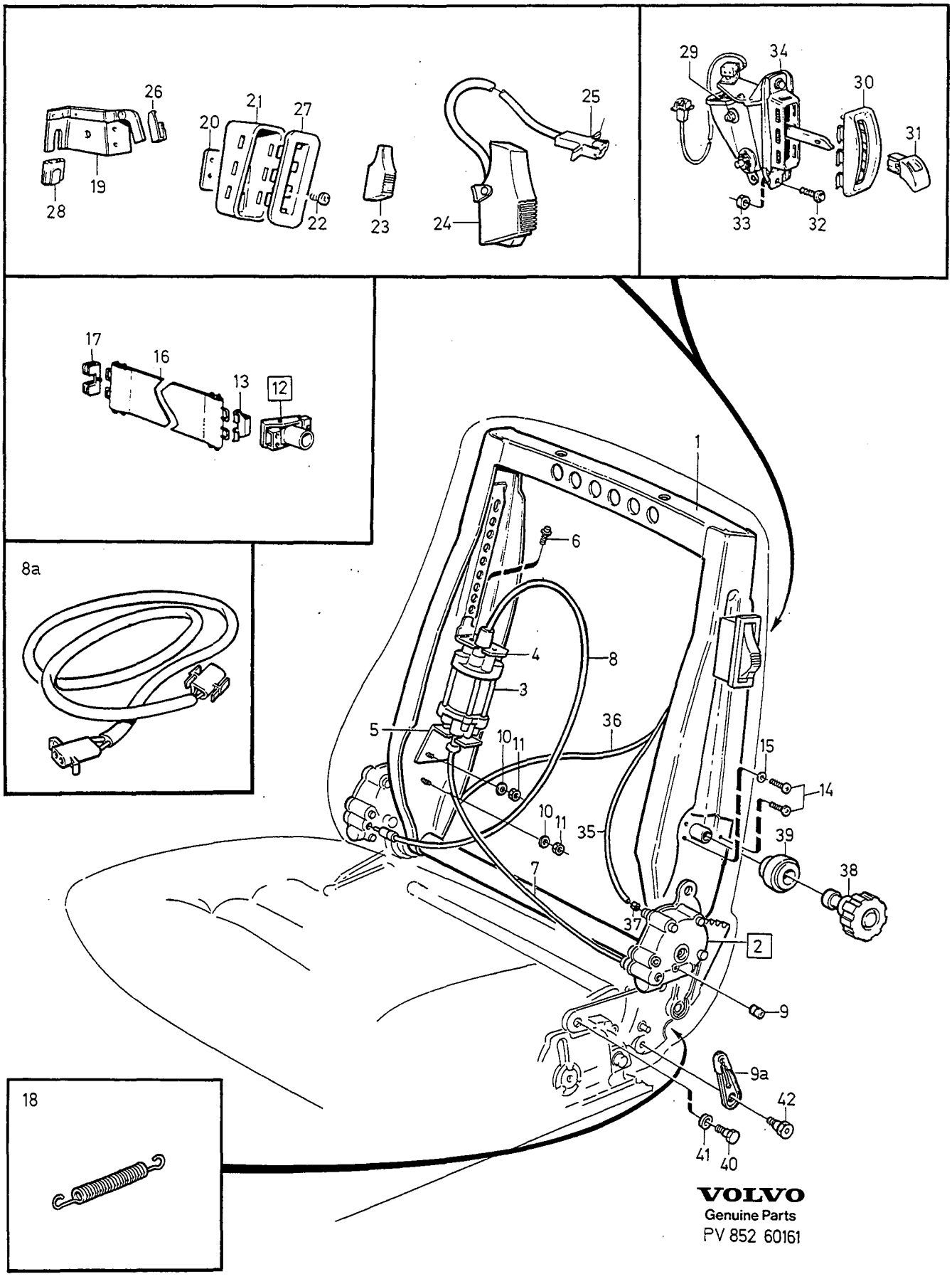

VOLVO
Genuine Parts
PV 852 60161

A
B
C
D
E

BACK REST FRAME — DETALJER RYGGRAM

Group / Grupp: 85
Page / Sida: 925

Fig	Part No. / Artikel nr	Quantity / Antal A	B	C	D	E	PS	Description	Benämning	Notes / Anmärkning	SR
1		-	-	-	-	-		Backrest frame	Ryggram	SEE 85•921	
2	3510907-3	1	-	-	-	-		Fitting, l.h.	Beslag, v	CH -10033	3
	3510908-1	1	-	-	-	-		Fitting, r.h.	Beslag, h	CH -10033	3
	3406989-8	1	-	-	-	-		Fitting, l.h.	Beslag, v	CH 10034-	3
	3406990-6	1	-	-	-	-		Fitting, r.h.	Beslag, h	CH 10034-	3
3	1331876-1	1	-	-	-	-		•Motor	•Motor		3
4		1	-	-	-	-	NS	•Bracket	•Konsol		
5		1	-	-	-	-	NS	•Bracket	•Konsol		
6		4	-	-	-	-	NS	•Screw	•Skruv		
☆ 7	6840182-7	1	-	-	-	-		•Drive wire l.h.	•Drivwire v		3
☆	6840183-5	-	-	-	-	-		•Drive wire r.h.	•Drivwire h		3
8	6840184-3	1	-	-	-	-		•Drive wire l.h.	•Drivwire v		3
☆	6840185-0	1	-	-	-	-		•Drive wire r.h.	•Drivwire h		3
8a	1384373-5	1	-	-	-	-		•Cable harness	•Ledningsmatta		5
9	3510822-4	2	-	-	-	-		•Stop arm	•Stopparm	(1388879)	5
☆ 9a	3406991-4	1	-	-	-	-		•Rivet	•Nit	CH 10034-	5
☆	3406991-4	1	-	-	-	-		Rivet	Nit	CH -10033	5
10	960147-7	6	-	-	-	-		Washer	Bricka		2
11	946523-8	6	-	-	-	-		Nut	Mutter		2
12	1353086-0	1	-	-	-	-		Bracket	Konsol		5
13	1265067-7	1	-	-	-	-		•Clip	•Clips		5
14	946753-1	3	-	-	-	-		Screw	Skruv		2
15	960137-8	2	-	-	-	-		Washer	Bricka		2
16	1395443-3	1	-	-	-	-		Lumbar strip	Svankband	(1331111) -1987	5
	1395443-3	1	-	-	-	-		Lumbar strip	Svankband	1988-	5
17	1243584-8	1	-	-	-	-		Retaining clip	Hållare		5
18	3510666-5	2	-	-	-	-		Spring	Fjäder		5
19	1224912-4	1	-	-	-	-		Bracket, l.h.	Konsol, v	-1989	5
	1224913-2	1	-	-	-	-		Bracket, r.h.	Konsol, h	-1989	5
20		1	-	-	-	-	NS	Shim	Justerbleck	-1989	
21	1224941-3	1	-	-	-	-		Spacer sleeve	Distanshylsa	-1989	5
22		2	-	-	-	-	NS	Screw	Skruv	-1989 FX-TT M4X15	
23	1204899-7	1	-	-	-	-		Button, black	Tangent, svart	CH -2019	5
24	3510258-1	1	-	-	-	-		Button complete	Knapp komplett	CH 2020-, -1989	5
25	948995-6	1	-	-	-	-		•Pin housing	•Stiftisolator	CH 2020-, -1989	3
26	1224493-5	1	-	-	-	-		Clip	Clips	-1989	4
27	1204951-6	1	-	-	-	-		Rim, black	Ram, svart	-1989	5
28	1224416-6	1	-	-	-	-		Anchorage	Fäste	-1989	5
29	3406647-2	1	-	-	-	-		Control unit l.h.	Manöverenhet v	1990-	5
	3406648-0	1	-	-	-	-		Control unit r.h.	Manöverenhet h	1990-	5
30	3406314-9	1	-	-	-	-		Rim, black	Ram, svart	1990-	5
31	3406317-2	1	-	-	-	-		Button l.h.	Knapp v	1990-	5
☆	3406733-0	1	-	-	-	-		Button r.h.	Knapp h	1990-	5
32	946544-4	2	-	-	-	-		Flange screw	Flänsskruv	1990-	2
33	949278-6	2	-	-	-	-		Flange lock nut	Flänslåsmutter	1990-	2
☆ 34	3406324-8	1	-	-	-	-		Spacer l.h.	Distans v		4
☆	3406325-5	1	-	-	-	-		Spacer r.h.	Distans h		4
35	3510232-6	1	-	-	-	-		Cable	Wire	-1989 LG 535mm.	4
	3406327-1	1	-	-	-	-		Cable	Wire	1990- LG 310mm.	4
36	3510233-4	1	-	-	-	-		Cable	Wire	-1989 LG 760mm.	4
	3406328-9	1	-	-	-	-		Cable	Wire	1990- LG 616mm.	4
37	1224233-5	1	-	-	-	-		Clip	Clips		4
38	1376392-5	1	-	-	-	-		Knob, black	Ratt, svart		4
39	1384411-3	1	-	-	-	-		Cover washer	Täckbricka		5
40	3510064-3	2	-	-	-	-		Screw	Skruv	M8. -1986	4
	1396310-3	2	-	-	-	-		Screw	Skruv	M10. 1987- CH -5491.	4
	1374756-3	2	-	-	-	-		Screw	Skruv	CH 5492-	4
41	1396237-8	2	-	-	-	-		Bushing	Bussning	1987- CH -5491.	4
42	1384035-0	2	-	-	-	-		Screw	Skruv		4

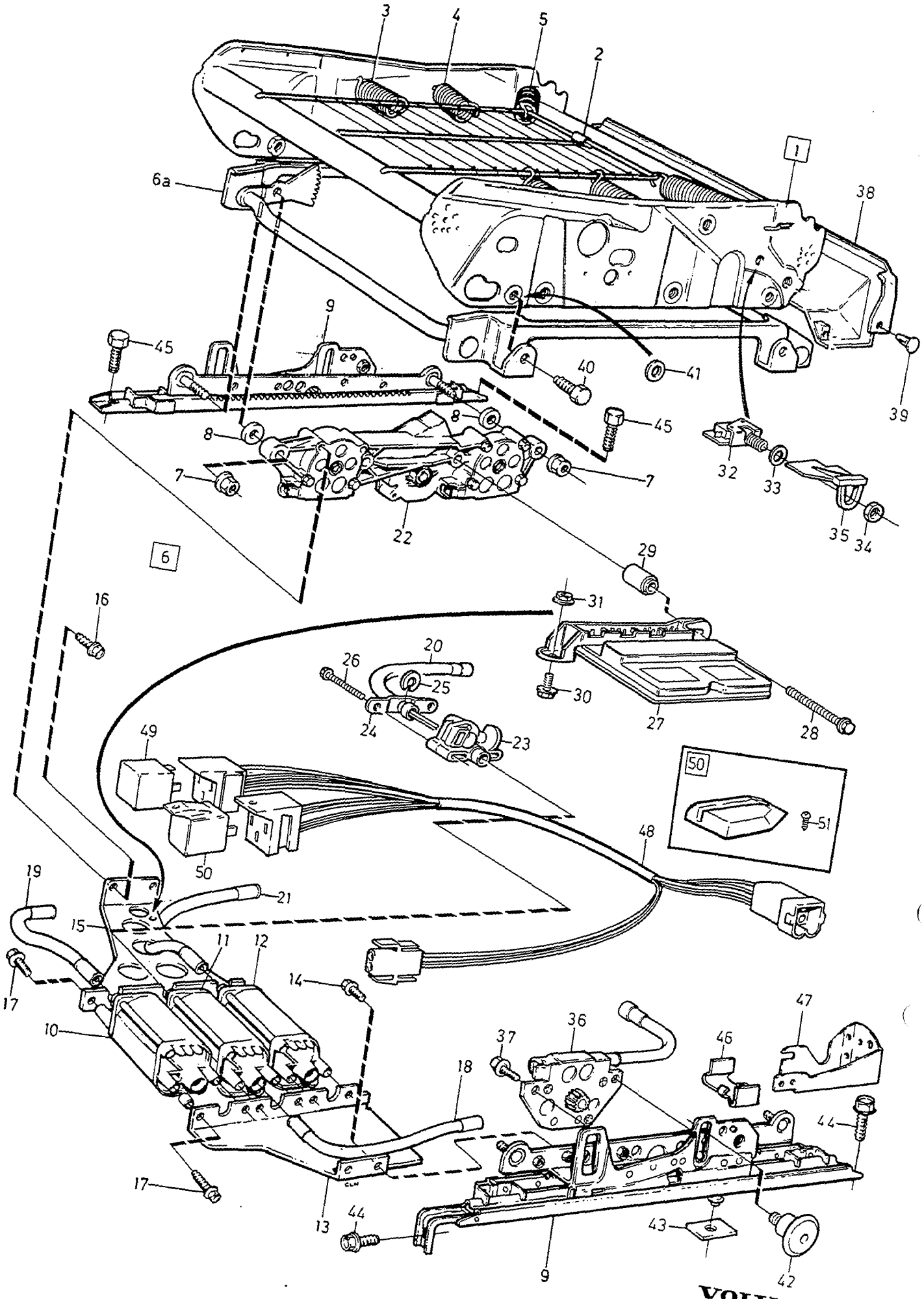

VOLVO
Genuine Parts
PV 852 58785

A
B
C
D
E

SUBFRAME FOR SEAT, ELECTRICAL ADJUSTMENT — UNDERREDE FÖR STOL ELEKTRISKT INSTÄLLBAR

Group / Grupp 85

Page / Sida 927

1388200

Fig	Part No. / Artikel nr	Quantity / Antal A	B	C	D	E	PS	Description	Benämning	Notes / Anmärkning	SR
1	1388200-6	1	-	-	-	-		Seat frame	Sitsram	CH -9346	5
	(3406970)	1	-	-	-	-	SP	Seat frame	Sitsram	CH 9347- REPL 1PCS 1388200-6	5
2	1265166-7	1	-	-	-	-		• Wire matting	• Resårmatta		5
3	1265272-3	2	-	-	-	-		• Spring	• Fjäder		5
4	1265270-7	2	-	-	-	-		• Spring	• Fjäder		5
5	1353236-1	2	-	-	-	-		• Spring	• Fjäder		4
6		1	-	-	-	-	NS	Height adjuster	Höjdomställare		
6a	1331879-5	1	-	-	-	-		• Height adjuster	• Höjdomställare		5
7	945408-3	4	-	-	-	-		• Flange nut	• Flänsmutter		2
8		4	-	-	-	-	NS	• Spacer	• Distans		
9	*(3513126)*	1	-	-	-	-	SP	• Slide rail, outer left-hand seat	• Glidskena, yttre vänsterstol ...	-1987 REPL 1PCS 3506060-7, 1PCS 946441-3, 2PCS 960148-5, 1PCS 949279-4.	5
	3506060-7	1	-	-	-	-		• Slide rail, outer left-hand seat	• Glidskena, yttre vänsterstol ...	1) 1988	5
	3525173-5	1	-	-	-	-		• Slide rail, outer left-hand seat	• Glidskena, yttre vänsterstol ...	2)	5
	3525177-6	1	-	-	-	-		• Slide rail, inner left-hand seat	• Glidskena, inre vänsterstol	(3513128)	5
	3525174-3	1	-	-	-	-		• Slide rail, outer right-hand seat	• Glidskena, yttre högerstol	(3506061)	5
	3525178-4	1	-	-	-	-		• Slide rail, inner right-hand seat	• Glidskena, inre högerstol	(3513129)	5
10	1331934-8	1	-	-	-	-		• Motor	• Motor		3
11	3510019-7	1	-	-	-	-		• Motor	• Motor		5
12	1331936-3	1	-	-	-	-		• Motor	• Motor		3
☆ 13	3541102-4	1	-	-	-	-		• Bracket, l.h.	• Konsol, v		5
14	948663-0	2	-	-	-	-		• Flange screw	• Flänsskruv		2
☆ 15	3541103-2	1	-	-	-	-		• Bracket, r.h.	• Konsol, h		5
16	955226-6	2	-	-	-	-		• Screw	• Skruv		2
17		10	-	-	-	-	NS	• Screw	• Skruv		
18	1331898-5	1	-	-	-	-		• Drive wire	• Drivwire		3
19	1331897-7	1	-	-	-	-		• Drive wire	• Drivwire		3
20	3510020-5	1	-	-	-	-		• Drive wire	• Drivwire		5
21	1331895-1	1	-	-	-	-		• Drive wire	• Drivwire		3
22	3513500-3	1	-	-	-	-		• Gear housing, r.h.	• Växelhus, h	3)	5
	3510023-9	1	-	-	-	-		• Gear housing, r.h.	• Växelhus, h	4)	5
23	1396312-9	1	-	-	-	-		• Gear	• Växel		5
24		1	-	-	-	-	NS	• Brace	• Bygel		
25		1	-	-	-	-	NS	• E-circlip	• Spårryttare		
26		2	-	-	-	-	NS	• Screw	• Skruv		
27	1396284-0	1	-	-	-	-		• Control unit	• Styrenhet		5
	3510299-5	1	-	-	-	-		• Control unit	• Styrenhet	5)	5
28	965180-3	1	-	-	-	-		• Flange screw	• Flänsskruv		2
29		1	-	-	-	-	NS	• Spacer	• Distans		
30	948663-0	1	-	-	-	-		• Flange screw	• Flänsskruv		2
31	965483-1	1	-	-	-	-		• Flange nut	• Flänsmutter		2
32	3510300-1	1	-	-	-	-		• Switch	• Brytare	-1989	5
	3406595-3	1	-	-	-	-		• Switch	• Brytare	1990-	5
33		1	-	-	-	-	NS	• • Washer	• • Bricka		
34		1	-	-	-	-	NS	• • Nut	• • Mutter		
35	1384031-9	1	-	-	-	-		• Cover	• Täckkåpa	-1989	5
☆	3406596-1	1	-	-	-	-		• Cover	• Täckkåpa	1990-	5
36	3513493-1	1	-	-	-	-		• Gear housing, l.h.	• Växelhus, v	3)	5
	3510022-1	1	-	-	-	-		• Gear housing, l.h.	• Växelhus, v	4)	5
37	965175-3	2	-	-	-	-		• Flange screw	• Flänsskruv		2

1) CH -6499.
2) CH 6793-
3) Driver's seat. / Förarstol.
4) Passenger seat. / Passagerarstol.
5) For seats with built-in switch in rocker for backrest recline. / För stolar med inbyggd strömbrytare i tangent ryggstödsfällning.

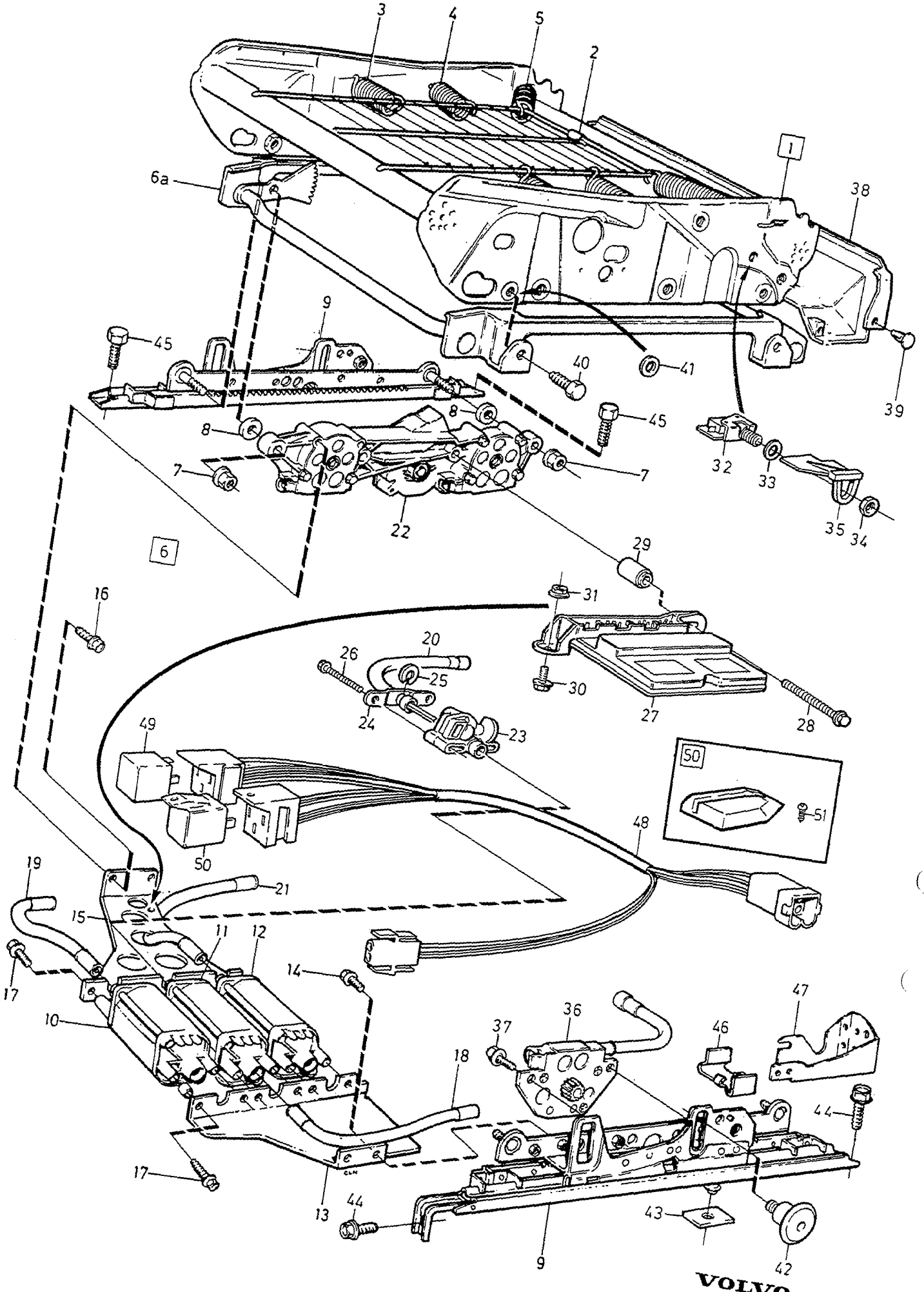

VOLVO
Genuine Parts
PV 852 58785

A		SUBFRAME FOR SEAT, ELECTRICAL ADJUSTMENT	UNDERREDE FÖR STOL ELEKTRISKT INSTÄLLBAR	Group Grupp 85
B				
C				
D				Page Sida 929
E		1388200		

Fig	Part No. Artikel nr	Quantity / Antal A	B	C	D	E	PS	Description	Benämning	Notes Anmärkning	SR
38	1396490-3	1	-	-	-	-		Cover panel	Täckpanel	(1376062) CH-1483	5
	1396490-3	1	-	-	-	-		Cover panel	Täckpanel	CH 1484-	5
	1396491-1	1	-	-	-	-		Cover panel	Täckpanel	(1376063) CH-1489	5
	1396491-1	1	-	-	-	-		Cover panel	Täckpanel	CH 1490-	5
	1396492-9	1	-	-	-	-		Cover panel	Täckpanel	(1376064) CH-1488	5
	1396492-9	1	-	-	-	-		Cover panel	Täckpanel	CH 1489-	5
39	948690-3	6	-	-	-	-		Clip, black	Clips, svart		2
	1388167-7	4	-	-	-	-		Clip, grey	Clips, grå		2
	1331930-6	6	-	-	-	-		Clip, blue	Clips, blå		2
	1331932-2	6	-	-	-	-		Clip, beige	Clips, beige	-1989	2
	1388168-5	4	-	-	-	-		Clip, beige	Clips, beige	1990-	2
40	946440-5	4	-	-	-	-		Flange screw	Flänsskruv		2
41	949362-8	4	-	-	-	-		Washer	Bricka		2
42	1353514-1	4	-	-	-	-		Shoulder screw	Ansatsskruv		3
☆ 43	6812088-0	2	-	-	-	-		Seal	Tätning		5
44	946441-3	2	-	-	-	-		Flange screw	Flänsskruv		2
45	970955-1	2	-	-	-	-		Screw	Skruv	(955325)	2
46	1395689-1	1	-	-	-	-		Clamp silver	Klamma silver		4
	1395724-6	1	-	-	-	-		Clamp yellow	Klamma gul		4
47		2	-	-	-	-	NS	Bracket	Konsol		
☆ 48	3406837-9	1	-	-	-	-		Cable harness	Ledningsmatta	1990-	5
49	1504952-1	1	-	-	-	-		Relay	Relä	1990-	1
50	1324492-6	1	-	-	-	-		Relay	Relä	1990-	2
☆ 51	3510670-7	2	-	-	-	-		Cover, r.h.	Kåpa, h		4
☆	3510671-5	2	-	-	-	-		Cover, l.h.	Kåpa, v		4
52	945761-5	8	-	-	-	-		Screw	Skruv		2

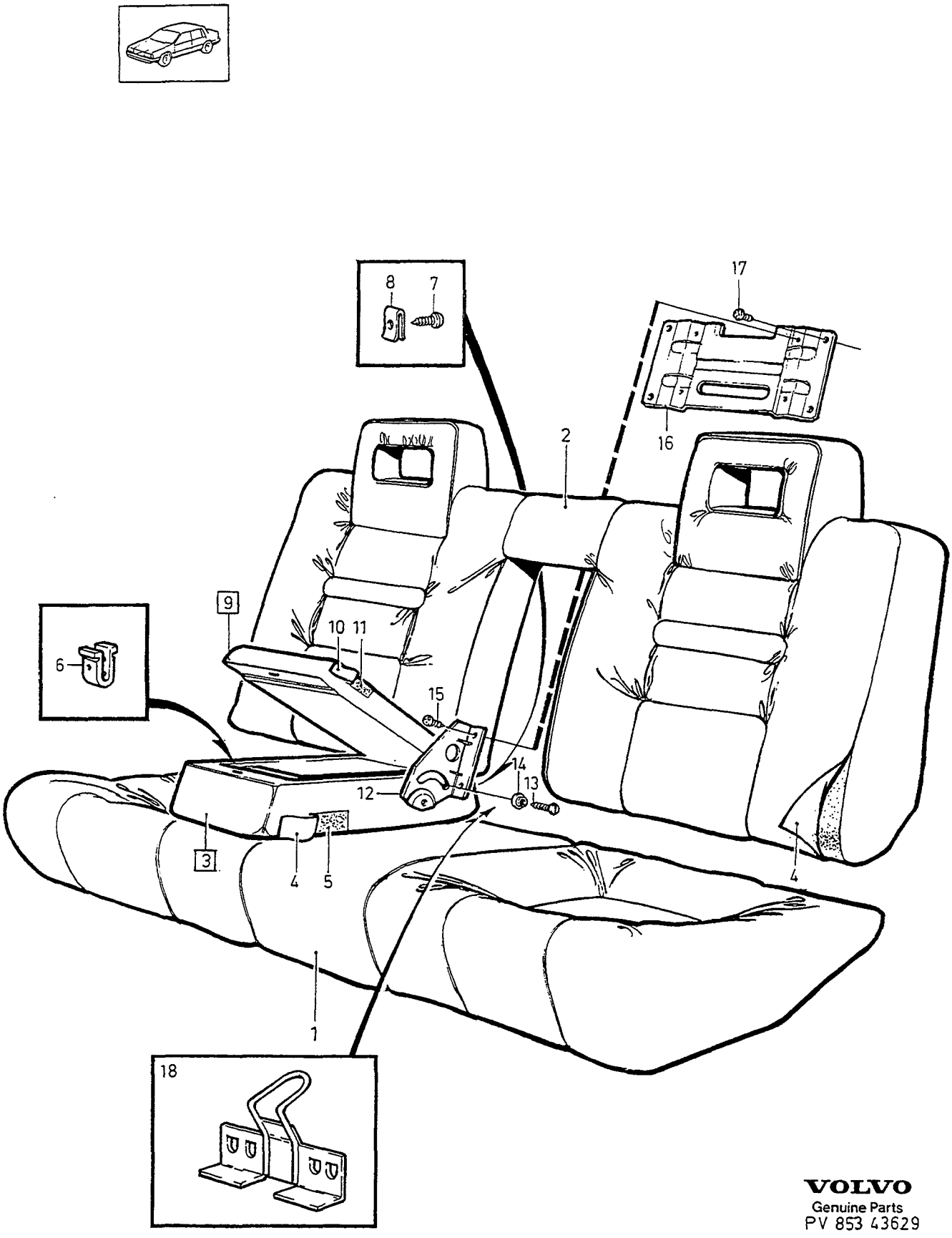

VOLVO
Genuine Parts
PV 853 43629

A
B
C
D
E

REAR SEAT BAKSÄTE

Group / Grupp 85

Page / Sida 931

Fig	Part No. Artikel nr	Quantity / Antal A	B	C	D	E	PS	Description	Benämning	Notes Anmärkning	SR
1	1376006-1	1	-	-	-	-		Seat cushion	Sittdyna		5
2	1376007-9	1	-	-	-	-		Backrest cushion	Ryggdyna		5
3		1	-	-	-	-		Arm rest complete	Armstöd komplett	SEE 85•915	
4		1	-	-	-	-		•Upholstery	•Klädsel	SEE 85•915	
5	1265200-4	1	-	-	-	-		•Padding	•Stoppning		5
6	1310112-6	1	-	-	-	-		•Lock	•Lås		4
7	947251-5	3	-	-	-	-		•Screw	•Skruv		2
8	191391-2	3	-	-	-	-		•Spring nut	•Fjädermutter		2
9		1	-	-	-	-		Lid complete	Lucka komplett	SEE 85•915	
10		1	-	-	-	-		•Upholstery	•Klädsel	SEE 85•915	
11		1	-	-	-	-	NS	•Padding	•Stoppning		
12	1395406-0	1	-	-	-	-		Hinge, l.h.	Gångjärn, v		5
	1395405-2	1	-	-	-	-		Hinge, r.h.	Gångjärn, h		5
13	972016-0	3	-	-	-	-		Screw	Skruv		2
14	1243689-5	2	-	-	-	-		Washer	Bricka		4
15	969487-8	4	-	-	-	-		Screw	Skruv	(958244)	2
16	1341798-5	1	-	-	-	-		Attaching plate	Fästplatta		5
17	969487-8	6	-	-	-	-		Screw	Skruv	(958244)	2
18	1384312-3	1	-	-	-	-		Eye	Ögla		5

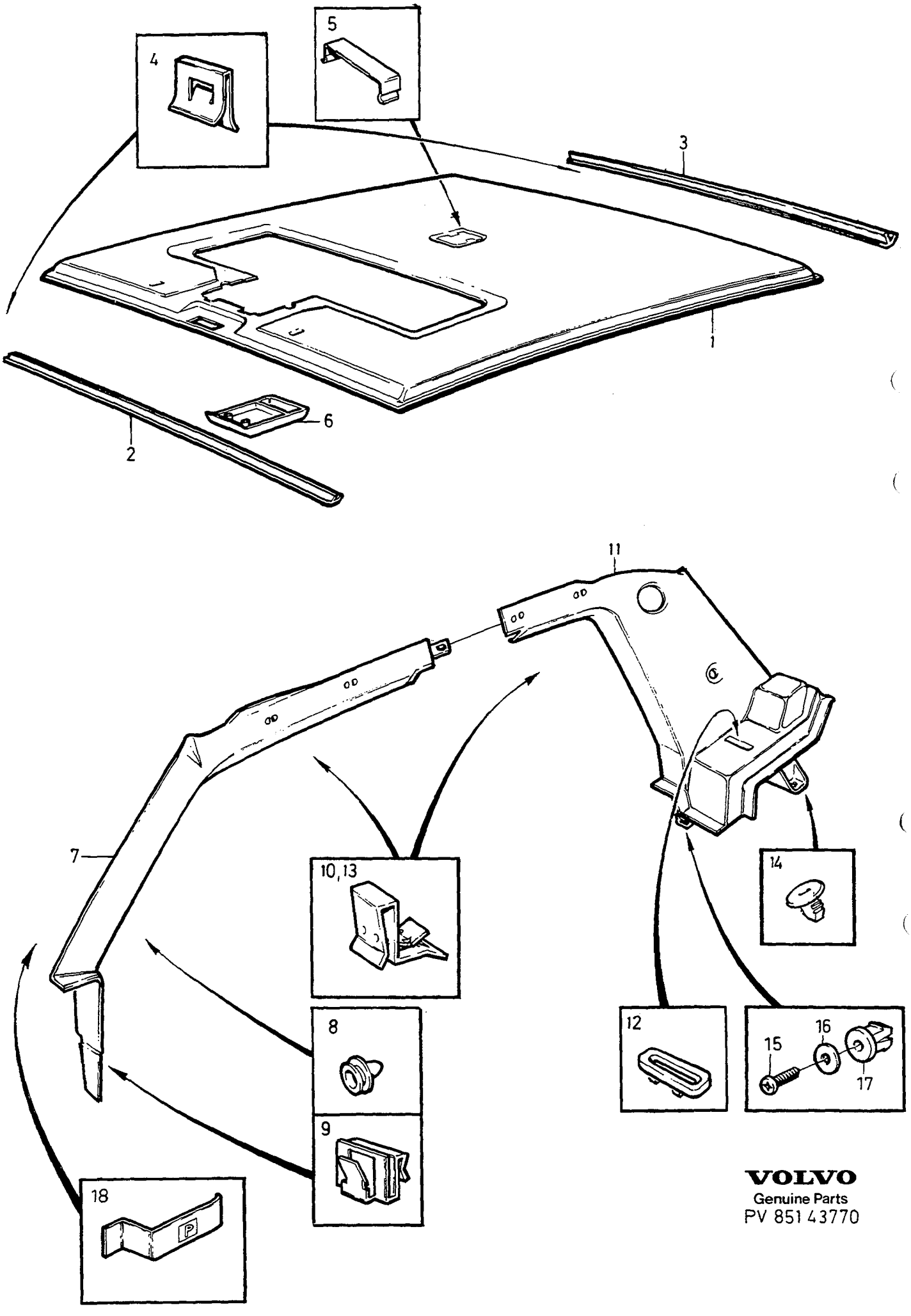

VOLVO
Genuine Parts
PV 851 43770

A
B
C
D
E

INTERIOR PARTS, ROOF SECTION — INREDNINGSDETALJER TAKPARTI

Group / Grupp: 85
Page / Sida: 933

Fig	Part No. Artikel nr	Quantity / Antal A	B	C	D	E	PS	Description	Benämning	Notes Anmärkning	SR
1	3510842-2	1	-	-	-	-		Headlining, grey	Innertak, grå	-1987 (1384024)	5
	3510842-2	1	-	-	-	-		Headlining, grey	Innertak, grå	1988-1989	5
	3406530-0	1	-	-	-	-		Headlining grey	Innertak grå	1990-	5
	3510841-4	1	-	-	-	-		Headlining, blue	Innertak, blå	-1987 (1384096)	5
	3510841-4	1	-	-	-	-		Headlining, blue	Innertak, blå	1988-	5
	3510843-0	1	-	-	-	-		Headlining, beige	Innertak, beige	-1987 (1384025)	5
	3510843-0	1	-	-	-	-		Headlining, beige	Innertak, beige	1988-1989	5
	3406624-1	1	-	-	-	-		Headlining, beige	Innertak, beige	1990-	5
2	1356227-7	1	-	-	-	-		Cover moulding, grey	Täcklist, grå		5
	3406441-0	1	-	-	-	-		Cover moulding dark grey	Täcklist mörkgrå		5
	1384040-0	1	-	-	-	-		Cover moulding, blue	Täcklist, blå		5
	1356229-3	1	-	-	-	-		Cover moulding, beige	Täcklist, beige		5
3	1396001-8	1	-	-	-	-		Cover moulding, grey	Täcklist, grå	(1356230)	5
	3406442-8	1	-	-	-	-		Cover moulding dark grey	Täcklist mörkgrå		5
	1384499-8	1	-	-	-	-		Cover moulding, blue	Täcklist, blå	(1384041)	5
	1396000-0	1	-	-	-	-		Cover moulding, beige	Täcklist, beige	(1356232)	5
4	3519339-0	14	-	-	-	-		Clip	Clips	(1331047)	3
5	1310655-4	1	-	-	-	-		Brace front	Bygel främre		4
	1310654-7	1	-	-	-	-		Brace rear	Bygel bakre		4
6		1	-	-	-	-		Cover	Kåpa	SEE 83•891	
7	3510938-8	1	-	-	-	-		Panel, l.h. grey	Panel, v, grå		5
	3406461-8	1	-	-	-	-		Panel, l.h. dark grey	Panel, v mörkgrå		5
	3510940-4	1	-	-	-	-		Panel, l.h. blue	Panel, v, blå		5
	3510942-0	1	-	-	-	-		Panel, l.h. beige	Panel, v, beige		5
	3510939-6	1	-	-	-	-		Panel, r.h. grey	Panel, h, grå		5
	3406462-6	1	-	-	-	-		Panel, r.h. dark grey	Panel, h mörkgrå		5
	3510941-2	1	-	-	-	-		Panel, r.h. blue	Panel, h, blå		5
	3510943-8	1	-	-	-	-		Panel, r.h. beige	Panel, h, beige		5
8	1297480-4	6	-	-	-	-		Clip, yellow	Clips, gul	CH-2681	3
	3510053-6	6	-	-	-	-		Clip	Clips	CH 2682-	3
9	1393113-4	2	-	-	-	-		Clip	Clips		2
10	1265704-5	2	-	-	-	-		Clip	Clips		3
11	3510954-5	1	-	-	-	-		Panel, l.h. grey	Panel, v, grå	(1356399) CH-1365	5
	3510954-5	1	-	-	-	-		Panel, l.h. grey	Panel, v, grå	CH 1366-6792	5
	1384472-5	1	-	-	-	-		Panel, l.h. grey	Panel, v, grå	CH 6793-	5
	3406465-9	1	-	-	-	-		Panel, l.h. dark grey	Panel, v mörkgrå		5
	3510956-0	1	-	-	-	-		Panel, l.h. blue	Panel, v, blå	(1356247) CH-1367	5
	3510956-0	1	-	-	-	-		Panel, l.h. blue	Panel, v, blå	CH 1368-6844	5
	1384474-1	1	-	-	-	-		Panel, l.h. blue	Panel, v, blå	CH 6845-	5
	1384476-6	1	-	-	-	-		Panel, l.h. beige	Panel, v, beige	(1356249) (3510958)	5
	3510955-2	1	-	-	-	-		Panel, r.h. grey	Panel, h, grå	(1356400) CH -1365	5
	3510955-2	1	-	-	-	-		Panel, r.h. grey	Panel, h, grå	CH 1366-6792	5
	1384473-3	1	-	-	-	-		Panel, r.h. grey	Panel, h, grå	CH 6793-	5
	3406466-7	1	-	-	-	-		Panel, r.h. dark grey	Panel, h mörkgrå		5
	3510957-8	1	-	-	-	-		Panel, r.h. blue	Panel, h, blå	(1356248) CH-1367	5
	3510957-8	1	-	-	-	-		Panel, r.h. blue	Panel, h, blå	CH 1368-6844	5
	1384475-8	1	-	-	-	-		Panel, r.h. blue	Panel, h, blå	CH 6845-	5
	1384477-4	1	-	-	-	-		Panel, r.h. beige	Panel, h, beige	(3510959)	5
12	1356340-8	2	-	-	-	-		Rim, grey	Ram, grå		5
	3406475-8	2	-	-	-	-		Frame dark grey	Ram mörkgrå		5
	1356341-6	2	-	-	-	-		Rim, blue	Ram, blå		5
	1356342-4	2	-	-	-	-		Frame, beige	Ram, beige		5
13	1265704-5	4	-	-	-	-		Clip	Clips		3
14	3500748-3	2	-	-	-	-		Clip, black	Clips, svart		3
15	955130-0	2	-	-	-	-		Screw	Skruv		2
16	960138-6	2	-	-	-	-		Washer	Bricka		2
17	949125-9	2	-	-	-	-		Plastic nut	Plastmutter		3
18	1391370-2	1	-	-	-	-		Ticket clip	Biljetthållare	(1265564)	4

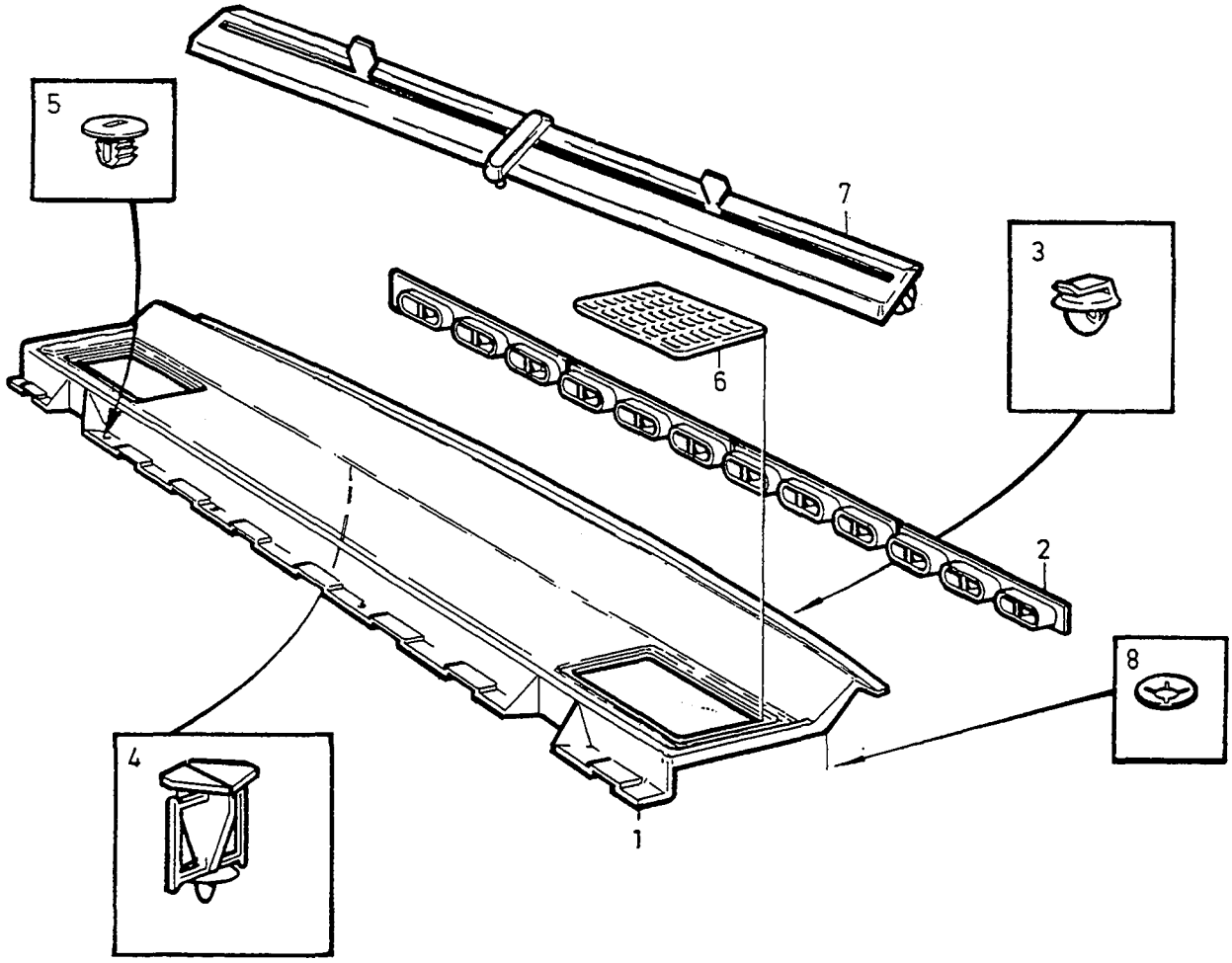

VOLVO
Genuine Parts
PV 850 38347

A
B
C
D
E

REAR SHELF HATTHYLLA

Group / Grupp 85

Page / Sida 935

Fig	Part No. Artikel nr	Quantity / Antal A	B	C	D	E	PS	Description	Benämning	Notes Anmärkning	SR
1	1356331-7	1	-	-	-	-		Rear shelf, grey	Hatthylla, grå		5
	3406514-4	1	-	-	-	-		Rear shelf dark grey	Hatthylla mörkgrå		5
	1356332-5	1	-	-	-	-		Rear shelf, blue	Hatthylla, blå		5
	1356333-3	1	-	-	-	-		Rear shelf, beige	Hatthylla, beige		5
2	3510641-8	4	-	-	-	-		Louvre, grey	Galler, grå	(1376043)	5
	3406484-0	4	-	-	-	-		Louvre dark grey	Galler mörkgrå		5
	1376044-2	4	-	-	-	-		Louvre, blue	Galler, blå		5
	1376045-9	4	-	-	-	-		Louvre, beige	Galler, beige	-1989	5
	3406791-8	4	-	-	-	-		Louvre, beige	Galler, beige	1990-	5
3	1297201-4	4	-	-	-	-		Clip, black	Clips, svart		3
4	1265725-0	3	-	-	-	-		Clip	Clips		3
5	3500748-3	4	-	-	-	-		Clip, black	Clips, svart		3
6	1376448-5	2	-	-	-	-		Loudspeaker grille, grey	Högtalargaller, grå	(1376040)	4
	3406482-4	2	-	-	-	-		Loudspeaker grille dark grey	Högtalargaller mörkgrå		4
	1376449-3	2	-	-	-	-		Loudspeaker grille, blue	Högtalargaller, blå	(1376041)	4
	1376450-1	2	-	-	-	-		Loudspeaker grille, beige	Högtalargaller, beige	(1376042)	4
7	1394154-7	1	-	-	-	-		Venetian blind	Solgardin	(1188402) ALTER	2
8	945780-5	4	-	-	-	-		Retainer	Hållare		2

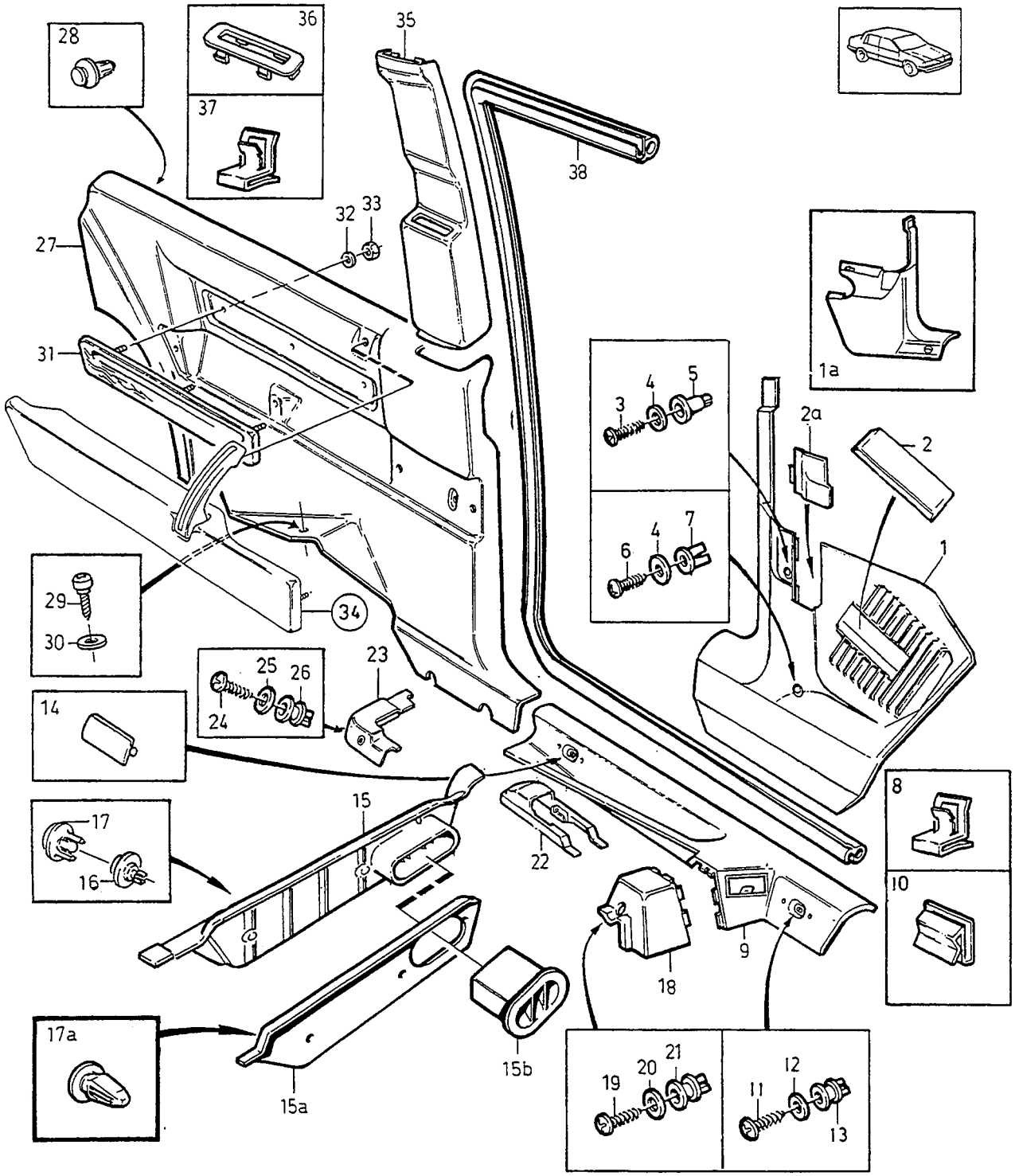

VOLVO
Genuine Parts
PV851 58779

A
B
C
D
E

INTERIOR PARTS, FLOOR AND SIDE SECTIONS — INREDNINGSDETALJER GOLV OCH SIDOPARTI

Group / Grupp 85

Page / Sida 937

Fig	Part No. Artikel nr	Quantity / Antal A	B	C	D	E	PS	Description	Benämning	Notes Anmärkning	SR
1	1376036-8	1	-	-	-	-		Panel, l.h. grey	Panel, v, grå	1)	5
	3510564-2	1	-	-	-	-		Panel, l.h. grey	Panel, v, grå	2)	5
	3406477-4	1	-	-	-	-		Panel, l.h. dark grey	Panel, v mörkgrå		5
	(1376265)	1	-	-	-	-	SP	Panel, l.h. blue	Panel, v, blå	1) REPL 1 PCS 3510566-7 1 PCS 3510575-8	5
	3510566-7	1	-	-	-	-		Panel, l.h. blue	Panel, v, blå	2)	5
	1376267-9	1	-	-	-	-		Panel, l.h. beige	Panel, v, beige	1)	5
	3510568-3	1	-	-	-	-		Panel, l.h. beige	Panel, v, beige	2) -1989	5
	3406786-8	1	-	-	-	-		Panel, l.h. beige	Panel, v, beige	1990-	5
	1376037-6	1	-	-	-	-		Panel, r.h. grey	Panel, h, grå	1) D24TIC	5
	3510565-9	1	-	-	-	-		Panel, r.h. grey	Panel, h, grå	2) D24TIC	5
	3406478-2	1	-	-	-	-		Panel, r.h. dark grey	Panel, h mörkgrå	D24TIC	5
	(1376266)	1	-	-	-	-	SP	Panel, r.h. blue	Panel, h, blå	1) D24TIC REPL 1 PCS 3510567-5 1 PCS 3510576-6	5
	3510567-5	1	-	-	-	-		Panel, r.h. blue	Panel, h, blå	2) D24TIC	5
	(1376268)	1	-	-	-	-	SP	Panel, r.h. beige	Panel, h, beige	1) D24TIC REPL 1 PCS 3510569-1 1 PCS 3510578-2	5
	3510569-1	1	-	-	-	-		Panel, r.h. beige	Panel, h, beige	2) -1989, D24TIC.	5
	3406787-6	1	-	-	-	-		Panel, r.h. beige	Panel, h, beige	1990-, D24TIC.	5
1a	3510570-9	1	-	-	-	-		Panel, r.h. grey	Panel, h, grå	(1376039) EXC D24TIC.	5
	3406479-0	1	-	-	-	-		Panel, r.h. dark grey	Panel, h mörkgrå	EXC D24TIC	5
	3510571-7	1	-	-	-	-		Panel, r.h. blue	Panel, h, blå	(1376271) EXC D24TIC.	5
	3510572-5	1	-	-	-	-		Panel, r.h. beige	Panel, h, beige	(1376272) EXC D24TIC. -1989	5
	3406788-4	1	-	-	-	-		Panel, r.h. beige	Panel, h, beige	1990-, EXC D24TIC.	5
2	1376038-4	1	-	-	-	-		Cover washer, grey	Täckbricka, grå		5
	3406476-6	1	-	-	-	-		Cover washer dark grey	Täckbricka mörkgrå		5
	1376269-5	1	-	-	-	-		Cover washer, blue	Täckbricka, blå		5
	1376270-3	1	-	-	-	-		Cover washer, beige	Täckbricka, beige		5
	1376038-4	1	-	-	-	-		Cover washer, grey dark grey	Täckbricka, grå mörkgrå		5
2a	3510573-3	1	-	-	-	-		Cover, l.h. grey	Kåpa, v, grå	2)	5
	3510574-1	1	-	-	-	-		Cover, r.h. grey	Kåpa, h, grå	2)	5
	3406480-8	1	-	-	-	-		Cover, l.h. dark grey	Kåpa, v mörkgrå		5
	3406481-6	1	-	-	-	-		Cover, r.h. dark grey	Kåpa, h mörkgrå		5
	3510575-8	1	-	-	-	-		Cover, l.h. blue	Kåpa, v, blå	2)	5
	3510576-6	1	-	-	-	-		Cover, r.h. blue	Kåpa, h, blå	2)	5
	3406789-2	1	-	-	-	-		Cover, l.h. beige	Kåpa, v, beige	2) (3510577) -1989	5
	3406789-2	1	-	-	-	-		Cover, l.h. beige	Kåpa, v, beige	1990-	5
	3406790-0	1	-	-	-	-		Cover, r.h. beige	Kåpa, h, beige	2) (3510578) -1989	5
	3406790-0	1	-	-	-	-		Cover, r.h. beige	Kåpa, h, beige	1990-	5
3	955144-1	1	-	-	-	-		Screw	Skruv	-1987	2
	972016-0	2	-	-	-	-		Screw	Skruv	(943617) 1988-, TORX	2
4	940090-4	2	-	-	-	-		Washer	Bricka	-1987	2
5	1243548-3	1	-	-	-	-		Nut, black	Mutter, svart	3) -1987	3
6	968465-5	1	-	-	-	-		Screw	Skruv	-1987	2
	972016-0	2	-	-	-	-		Screw	Skruv	(943617) 1988-, TORX	2
7	1318908-9	1	-	-	-	-		Nut	Mutter	3)	3
8	1265704-5	1	-	-	-	-		Clip	Clips		3
9	1384210-9	1	-	-	-	-		Sill moulding, l.h. grey	Tröskelskoning, v, grå	(1376441)	5
	3406503-7	1	-	-	-	-		Sill moulding, l.h. dark grey	Tröskelskoning, v mörkgrå		5
	1384212-5	1	-	-	-	-		Sill moulding, l.h. blue	Tröskelskoning, v, blå	(1384212)	5
	1384214-1	1	-	-	-	-		Sill moulding, l.h. beige	Tröskelskoning, v, beige	(1376445)	5
	1384211-7	1	-	-	-	-		Sill moulding, r.h. grey	Tröskelskoning, h, grå	(1376442)	5
	3406504-5	1	-	-	-	-		Sill moulding, r.h. dark grey	Tröskelskoning, h mörkgrå		5
	1384213-3	1	-	-	-	-		Sill moulding, r.h. blue	Tröskelskoning, h, blå	(1376444)	5
	1384217-4	1	-	-	-	-		Sill moulding, r.h. beige	Tröskelskoning, h, beige	(1376446)	5

1) CH -6499.
2) CH 6793-
3) Spare part version. / Reservdelsutförande.

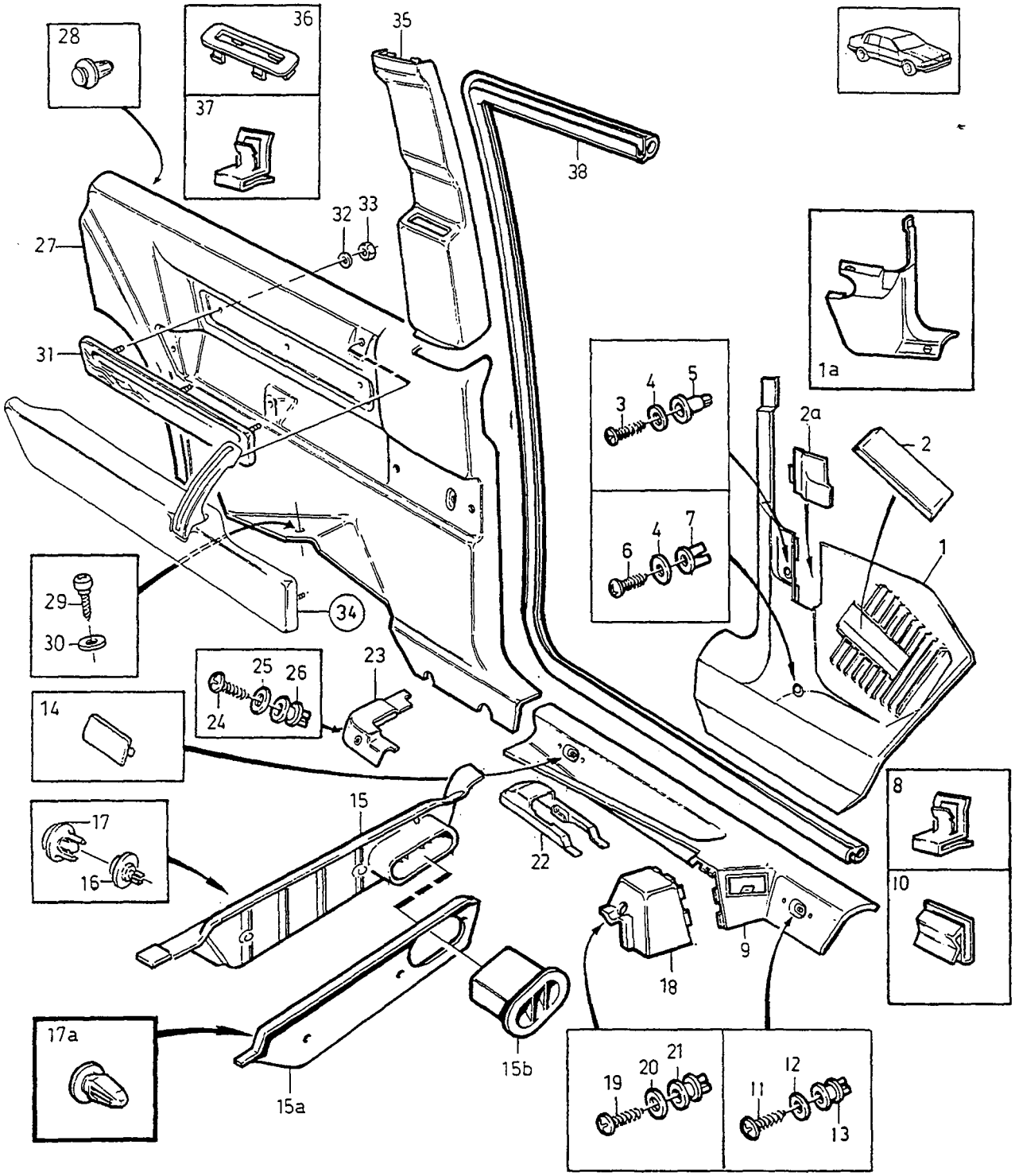

VOLVO
Genuine Parts
PV851 58779

A
B
C
D
E

INTERIOR PARTS, FLOOR AND SIDE SECTIONS — INREDNINGSDETALJER GOLV OCH SIDOPARTI

Group / Grupp 85

Page / Sida 939

Fig	Part No. Artikel nr	Quantity / Antal A	B	C	D	E	PS	Description	Benämning	Notes Anmärkning	SR
10	1338659-4	6	-	-	-	-		Clip	Clips	(1265703)	2
11	1310449-2	6	-	-	-	-		Screw	Skruv		2
12	960147-7	6	-	-	-	-		Washer	Bricka		2
13	1243810-7	8	-	-	-	-		Nut, black	Mutter, svart	D24TIC	3
	1243810-7	7	-	-	-	-		Nut, black	Mutter, svart	B200ET,B280E,B280F	3
14	3406794-2	4	-	-	-	-		Cover washer, grey	Täckbricka, grå		3
	3406445-1	4	-	-	-	-		Cover washer dark grey	Täckbricka mörkgrå		5
	1376301-6	4	-	-	-	-		Cover washer, blue	Täckbricka, blå		3
	1376302-4	4	-	-	-	-		Cover washer, beige	Täckbricka, beige	-1989	3
	3406795-9	1	-	-	-	-		Cover washer, beige	Täckbricka, beige	1990-	3
15	1376057-4	1	-	-	-	-		Panel, l.h. grey	Panel, v, grå	1986. ALTER 1987.	5
	1376281-0	1	-	-	-	-		Panel, l.h. blue	Panel, v, blå	1986. ALTER 1987.	5
	1376283-6	1	-	-	-	-		Panel, l.h. beige	Panel, v, beige	1986. ALTER 1987.	5
	1376058-2	1	-	-	-	-		Panel, r.h. grey	Panel, h, grå	1986. ALTER 1987.	5
	1376282-8	1	-	-	-	-		Panel, r.h. blue	Panel, h, blå	1986. ALTER 1987.	5
	1376284-4	1	-	-	-	-		Panel, r.h. beige	Panel, h, beige	1986. ALTER 1987.	5
15a	1386922-7	1	-	-	-	-		Panel, l.h. black	Panel, v, svart	ALTER 1987-	5
	1393223-1	1	-	-	-	-		Panel, r.h. black	Panel, h, svart	ALTER 1987-	5
15b	1393481-5	1	-	-	-	-		Air outlet, l.h.	Luftmunstycke, v	ALTER 1987-	5
	1393488-0	1	-	-	-	-		Air outlet, r.h.	Luftmunstycke, h	ALTER 1987-	5
16	1354644-5	4	-	-	-	-		Clip, yellow	Clips, gul	1986. ALTER 1987.	3
17	1376351-1	4	-	-	-	-		Clip, grey	Clips, grå	1986. ALTER 1987.	3
	1376352-9	4	-	-	-	-		Clip, blue	Clips, blå	1986. ALTER 1987.	3
	1376353-7	4	-	-	-	-		Clip, beige	Clips, beige	1986. ALTER 1987.	3
17a	1391411-4	4	-	-	-	-		Clip, black	Clips, svart	ALTER 1987.	4
18	*(1376077)*	1	-	-	-	-	SP	Cover, l.h. grey	Kåpa, v, grå		5
	3406532-6	1	-	-	-	-		Cover, l.h. dark grey	Kåpa, v mörkgrå		5
	1376293-5	1	-	-	-	-		Cover, l.h. blue	Kåpa, v, blå		5
	1376295-0	1	-	-	-	-		Cover, l.h. beige	Kåpa, v, beige	-1989	5
	3406792-6	1	-	-	-	-		Cover, l.h. beige	Kåpa, v, beige	1990-	5
☆	3510583-2	1	-	-	-	-		Cover, r.h. grey	Kåpa, h, grå	(1376078)	5
	3406533-4	1	-	-	-	-		Cover, r.h. dark grey	Kåpa, h mörkgrå		5
	1376294-3	1	-	-	-	-		Cover, r.h. blue	Kåpa, h, blå		5
	1376296-8	1	-	-	-	-		Cover, r.h. beige	Kåpa, h, beige	-1989	5
	3406793-4	1	-	-	-	-		Cover, r.h. beige	Kåpa, h, beige	1990-	5
19	955144-1	2	-	-	-	-		Screw	Skruv		2
20	940090-4	2	-	-	-	-		Washer	Bricka		2
21	1243810-7	2	-	-	-	-		Nut, black	Mutter, svart		3
22	3510130-2	2	-	-	-	-		Cover, l.h. grey	Kåpa, v, grå		5
	3406507-8	2	-	-	-	-		Cover, l.h. dark grey	Kåpa, v mörkgrå		5
	3510132-8	2	-	-	-	-		Cover, l.h. blue	Kåpa, v, blå	(1376297)	5
	3510134-4	2	-	-	-	-		Cover, l.h. beige	Kåpa, v, beige	(1376299)	5
	3510131-0	2	-	-	-	-		Cover, r.h. grey	Kåpa, h, grå		5
	3406508-6	2	-	-	-	-		Cover, r.h. dark grey	Kåpa, h mörkgrå		5
	3510133-6	2	-	-	-	-		Cover, r.h. blue	Kåpa, h, blå	(1376298)	5
	3510135-1	2	-	-	-	-		Cover, r.h. beige	Kåpa, h, beige	(1376300)	5
23	1376307-3	1	-	-	-	-		Cover, l.h. grey	Kåpa, v, grå	CH -7281	5
	3510729-1	1	-	-	-	-		Cover, l.h. grey	Kåpa, v, grå	CH 7282-	5
	3406501-1	1	-	-	-	-		Cover, l.h. dark grey	Kåpa, v mörkgrå		5
	1376277-8	1	-	-	-	-		Cover, l.h. blue	Kåpa, v, blå	CH -7378	5
	3510727-5	1	-	-	-	-		Cover, l.h. blue	Kåpa, v, blå	CH 7379-	5
	1376279-4	1	-	-	-	-		Cover, l.h. beige	Kåpa, v, beige	CH -7335	5
	3510728-3	1	-	-	-	-		Cover, l.h. beige	Kåpa, v, beige	CH 7336-	5
	1376308-1	1	-	-	-	-		Cover, r.h. grey	Kåpa, h, grå	CH -7281	5
	3510729-1	1	-	-	-	-		Cover, l.h. grey	Kåpa, v, grå	CH 7282-	5
	3406502-9	1	-	-	-	-		Cover, r.h. dark grey	Kåpa, h mörkgrå		5
	1376278-6	1	-	-	-	-		Cover, r.h. blue	Kåpa, h, blå	CH -7378	5
	3510731-7	1	-	-	-	-		Cover, r.h. blue	Kåpa, h, blå	CH 7379-	5
	1376280-2	1	-	-	-	-		Cover, r.h. beige	Kåpa, h, beige	CH -7335	5
	3510732-5	1	-	-	-	-		Cover, r.h. beige	Kåpa, h, beige	CH 7336-	5
24	969476-1	2	-	-	-	-		Screw	Skruv	(955141)	2
25	940090-4	2	-	-	-	-		Washer	Bricka		2

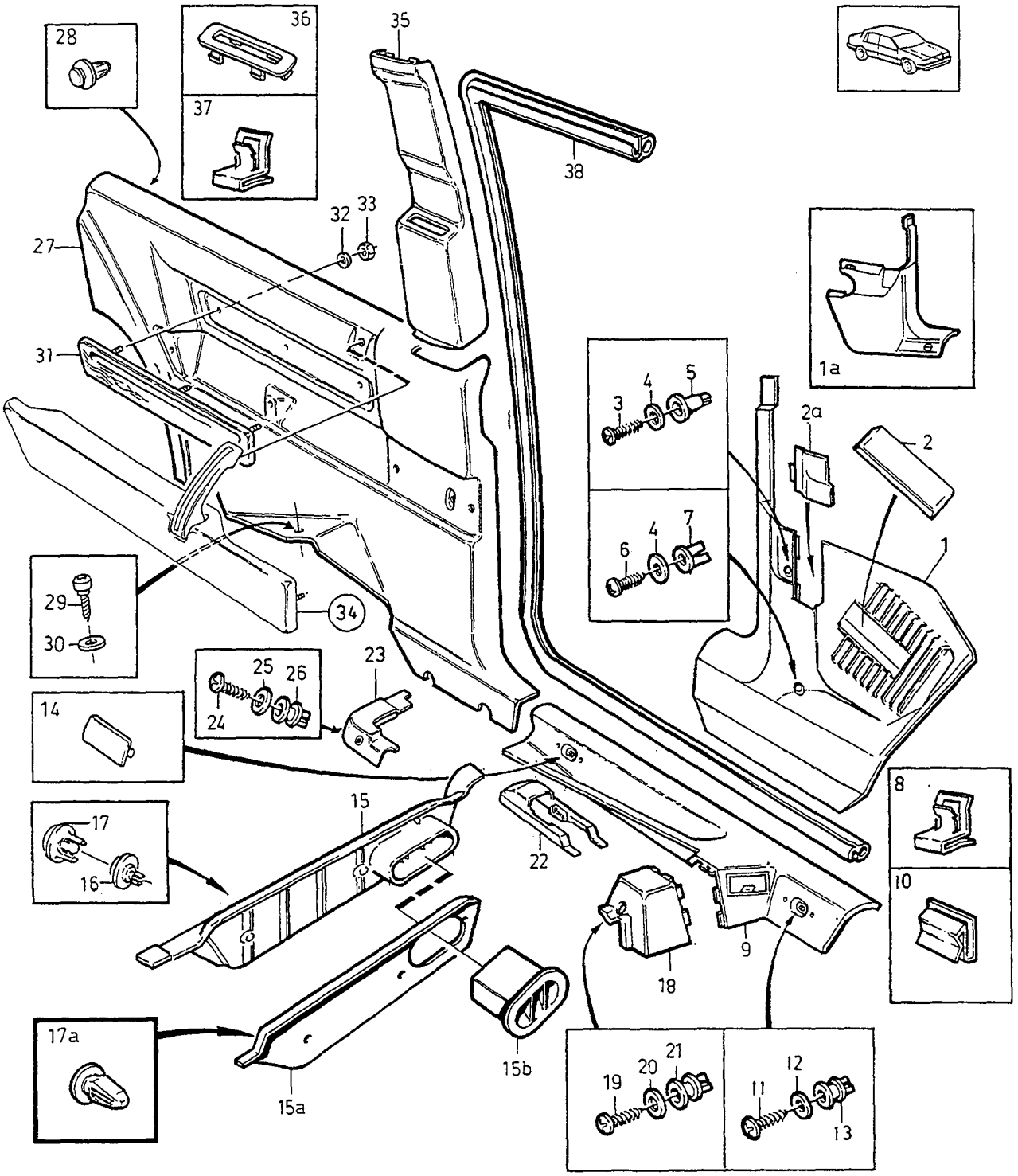

VOLVO
Genuine Parts
PV851 58779

A
B
C
D
E

INTERIOR PARTS, FLOOR AND SIDE SECTIONS — INREDNINGSDETALJER GOLV OCH SIDOPARTI

Group / Grupp 85

Page / Sida 941

Fig	Part No. / Artikel nr	Quantity / Antal A	B	C	D	E	PS	Description	Benämning	Notes / Anmärkning	SR
26	1318908-9	2	-	-	-	-		Nut	Mutter		3
27	1374528-6	1	-	-	-	-		Panel, l.h. grey	Panel, v, grå	(3510970)	5
	3406457-6	1	-	-	-	-		Panel, l.h. dark grey	Panel, v mörkgrå		5
	3510972-7	1	-	-	-	-		Panel, l.h. blue	Panel, v, blå	CH -4278	5
	1374530-2	1	-	-	-	-		Panel, l.h. blue	Panel, v, blå	CH 4279-	5
	1374532-8	1	-	-	-	-		Panel, l.h. beige	Panel, v, beige	(3510974)	5
	1374529-4	1	-	-	-	-		Panel, r.h. grey	Panel, h, grå	(3510971) CH -4278	5
	1374529-4	1	-	-	-	-		Panel, r.h. grey	Panel, h, grå	CH 4279-	5
	3406458-4	1	-	-	-	-		Panel, r.h. dark grey	Panel, h mörkgrå		5
	1374531-0	1	-	-	-	-		Panel, r.h. blue	Panel, h, blå	(3510973)	5
	1374533-6	1	-	-	-	-		Panel, r.h. beige	Panel, h, beige	(3510975) CH -4278	5
	1374533-6	1	-	-	-	-		Panel, r.h. beige	Panel, h, beige	CH 4279-	5
28	1297480-4	18	-	-	-	-		Clip, yellow	Clips, gul	CH-2681	3
	3510053-6	18	-	-	-	-		Clip	Clips	CH 2682-	3
29	1310449-2	2	-	-	-	-		Screw	Skruv		2
30	940090-4	2	-	-	-	-		Washer	Bricka		2
31	1341555-9	1	-	-	-	-		Cover panel, l.h.	Täckpanel, v	-1989	5
	3406380-0	1	-	-	-	-		Cover panel, l.h.	Täckpanel, v	1990-	5
	1341556-7	1	-	-	-	-		Cover panel, r.h.	Täckpanel, h	-1989	5
	3406382-6	1	-	-	-	-		Cover panel, r.h.	Täckpanel, h	1990-	5
32	960137-8	6	-	-	-	-		Washer	Bricka		2
33	955779-4	6	-	-	-	-		Nut	Mutter		2
34		-	-	-	-	-		Arm rest	Armstöd	SEE 88•1017	
35	3510946-1	1	-	-	-	-		Panel, l.h. grey	Panel, v, grå	CH -9994 REPL 1 PCS 1374921-3, 1 PCS 1374922-1	5
	(3510947)	1	-	-	-	-	SP	Panel, r.h. grey	Panel, h, grå	CH -9994 REPL 1 PCS 1374921-3, 1 PCS 1374922-1	5
	1374921-3	1	-	-	-	-		Panel, l.h. grey	Panel, v, grå	CH 9995-	5
	1374922-1	1	-	-	-	-		Panel, r.h. grey	Panel, h, grå	CH 9995-	5
	(3406585)	1	-	-	-	-	SP	Panel, l.h. dark grey	Panel, v mörkgrå	CH -9967 REPL 1 PCS 1374923-9, 1 PCS 1374924-7	5
	(3406586)	1	-	-	-	-	SP	Panel, r.h. dark grey	Panel, h mörkgrå	CH -9967 REPL 1 PCS 1374923-9, 1 PCS 1374924-7	5
	1374923-9	1	-	-	-	-		Panel, l.h. dark grey	Panel, v mörkgrå	CH 9968-	5
	1374924-7	1	-	-	-	-		Panel, r.h. dark grey	Panel, h mörkgrå	CH 9968-	5
	3510948-7	1	-	-	-	-		Panel, l.h. blue	Panel, v, blå		5
	3510949-5	1	-	-	-	-		Panel, r.h. blue	Panel, h, blå		5
	3510950-3	1	-	-	-	-		Panel, l.h. beige	Panel, v, beige	CH -9964	5
	3510951-1	1	-	-	-	-		Panel, r.h. beige	Panel, h, beige	CH -9964	5
	1374925-4	1	-	-	-	-		Panel, l.h. beige	Panel, v, beige	CH 9965-	5
	1374926-2	1	-	-	-	-		Panel, r.h. beige	Panel, h, beige	CH 9965-	5
36	1356334-1	2	-	-	-	-		Rim, grey	Ram, grå	CH -9994	5
	3406411-3	2	-	-	-	-		Rim, grey	Ram, grå	CH 9995-	5
	3406587-0	2	-	-	-	-		Frame dark grey	Ram mörkgrå	CH -9967	5
	3406413-9	2	-	-	-	-		Frame dark grey	Ram mörkgrå	CH 9968-	5
	1356336-6	2	-	-	-	-		Rim, blue	Ram, blå		5
	1356338-2	2	-	-	-	-		Frame, beige	Ram, beige	CH -9964	5
	3406412-1	2	-	-	-	-		Frame, beige	Ram, beige	CH 9965-	5
37	1265704-5	2	-	-	-	-		Clip	Clips		3
38	1374516-1	1	-	-	-	-		Sealing strip, l.h.	Tätningslist, v	(1341290)	2
	1374517-9	1	-	-	-	-		Sealing strip, r.h.	Tätningslist, h	(1341291)	2

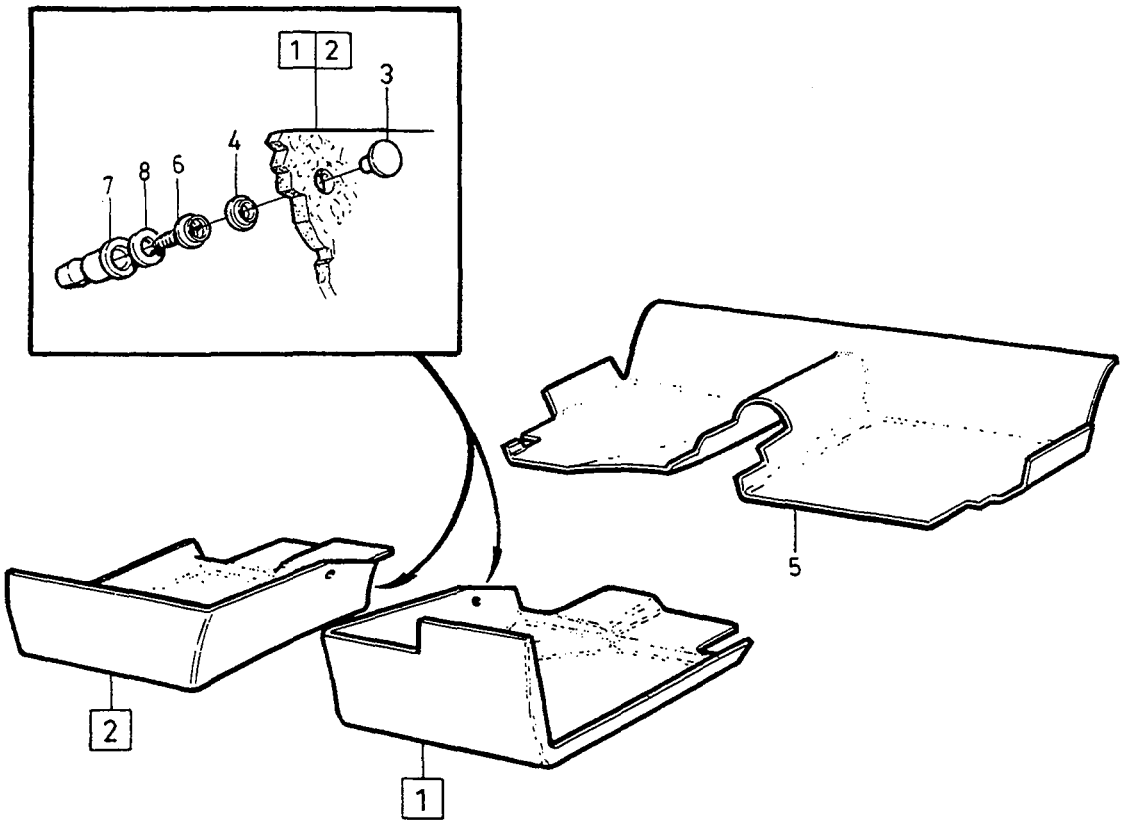

VOLVO
Genuine Parts
PV 854 48 121

A
B
C
D
E

CARPETS MATTOR

Group / Grupp 85

Page / Sida 943

Fig	Part No. Artikel nr	Quantity / Antal A	B	C	D	E	PS	Description	Benämning	Notes Anmärkning	SR
1	1396479-6	1	-	-	-	-		Carpet grey	Matta grå	(1356361)	5
	1396481-2	1	-	-	-	-		Carpet blue	Matta blå	(1356363) CH-1489	5
	1396481-2	1	-	-	-	-		Carpet blue	Matta blå	CH 1490-	5
	1396483-8	1	-	-	-	-		Carpet beige	Matta beige	(1356365) CH-1488	5
	1396483-8	1	-	-	-	-		Carpet beige	Matta beige	CH 1489-	5
2	1396480-4	1	-	-	-	-		Carpet grey	Matta grå	(1356362) CH-1483	5
	1396480-4	1	-	-	-	-		Carpet grey	Matta grå	CH 1484-	5
	1396482-0	1	-	-	-	-		Carpet blue	Matta blå	(1356364) CH-1489	5
	1396482-0	1	-	-	-	-		Carpet blue	Matta blå	CH 1490-	5
	1396484-6	1	-	-	-	-		Carpet beige	Matta beige	(1356366) CH-1488	5
	1396484-6	1	-	-	-	-		Carpet beige	Matta beige	CH 1489-	5
3	94944-6	1	-	-	-	-		• Button	• Knapp		4
4	94945-3	1	-	-	-	-		• Retainer	• Hållare		4
5	1356367-1	1	-	-	-	-		Carpet grey	Matta grå	CH -1483	5
	1396486-1	1	-	-	-	-		Carpet grey	Matta grå	CH 1484-7281	5
	3406201-8	1	-	-	-	-		Carpet grey	Matta grå	CH 7282-	5
	1396487-9	1	-	-	-	-		Carpet blue	Matta blå	(3406202)	5
	1396488-7	1	-	-	-	-		Carpet beige	Matta beige	(1356369) CH -7335	5
	3406203-4	1	-	-	-	-		Carpet beige	Matta beige	CH 7336-	5
☆ 6	975144-7	2	-	-	-	-		Screw	Skruv	(1318381)	2
7	1243548-3	2	-	-	-	-		Nut, black	Mutter, svart		3
8	960138-6	2	-	-	-	-		Washer	Bricka	CH 2273-	2
									Isoleringsmattor	SEE 89•1035	

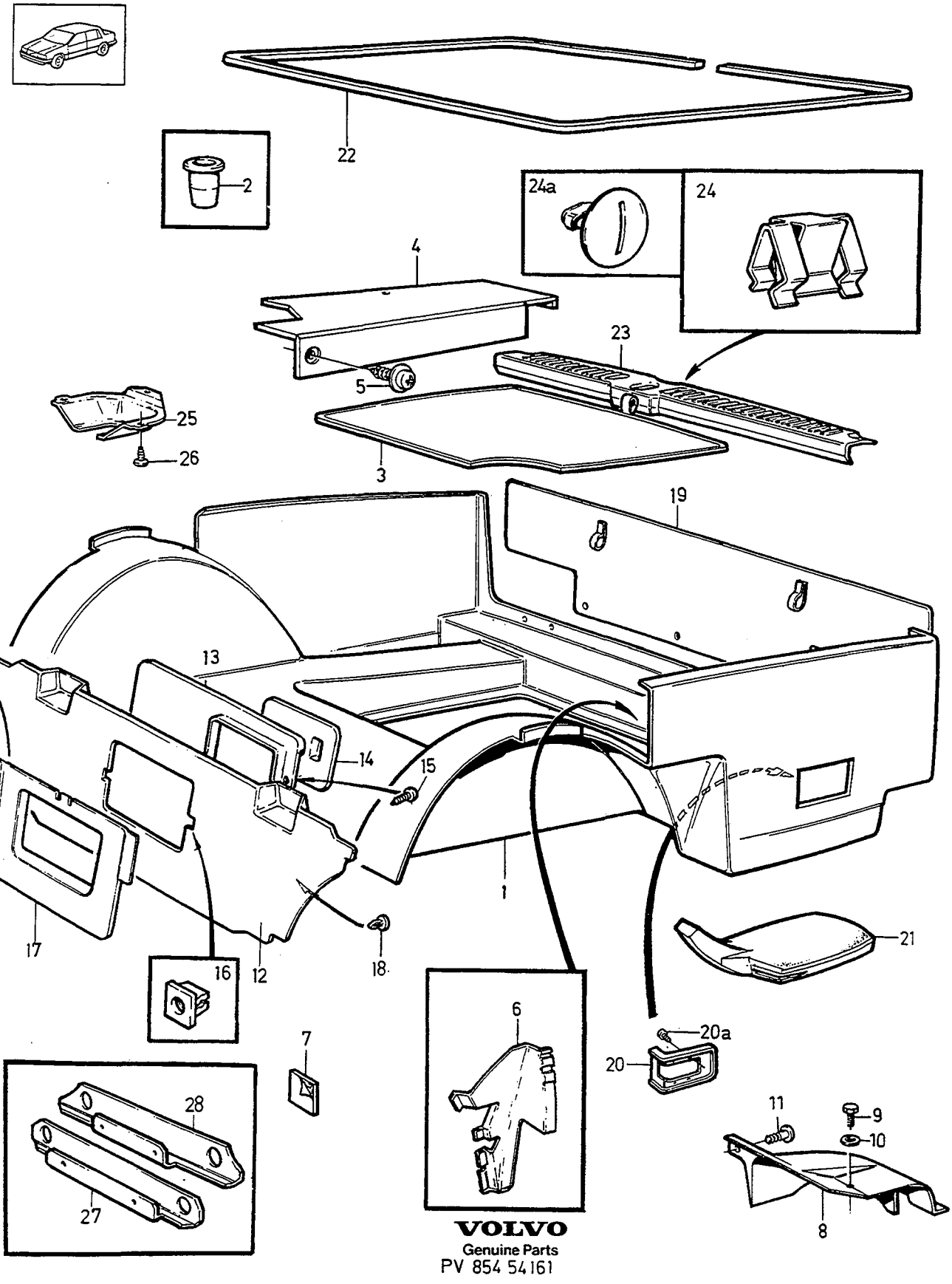

VOLVO
Genuine Parts
PV 854 54161

A
B
C
D
E

BOOT TRIM — BEKLÄDNAD FÖR BAGAGEUTRYMME

Group / Grupp 85

Page / Sida 945

Fig	Part No. / Artikel nr	Quantity / Antal A	B	C	D	E	PS	Description	Benämning	Notes / Anmärkning	SR
1	1396469-7	1	-	-	-	-		Mat, black	Matta, svart	(1376060) -1987 CH-2299	5
	3510497-5	1	-	-	-	-		Mat, black	Matta, svart	1988- CH -7200.	5
	1396470-5	1	-	-	-	-		Mat, beige	Matta, beige	(1376061) -1987 CH-2299	5
	3510498-3	1	-	-	-	-		Mat, beige	Matta, beige	1988- CH -7200.	5
	3406304-0	1	-	-	-	-		Mat, grey	Matta, grå	CH 7201-	5
2	1318312-4	3	-	-	-	-		Sleeve	Hylsa		3
3	1396472-1	1	-	-	-	-		Panel, black	Panel, svart	(1384182) -1987 CH-2299	5
	3510499-1	1	-	-	-	-		Panel, black	Panel, svart	1988- CH -7200.	5
	1396473-9	1	-	-	-	-		Panel, beige	Panel, beige	(1356380) -1987 CH 1299.	5
	1396473-9	1	-	-	-	-		Panel, beige	Panel, beige	1987 CH 1300-2299.	5
	3510500-6	1	-	-	-	-		Panel, beige	Panel, beige	1988- CH 7200.	5
	3406827-0	1	-	-	-	-		Panel, grey	Panel, grå		5
	3406301-6	1	-	-	-	-		Panel, grey	Panel, grå	CH 7201-	5
4	1396215-4	1	-	-	-	-		Cover	Täckkåpa		5
5	965393-2	1	-	-	-	-		Screw	Skruv		2
6	1396318-6	1	-	-	-	-		Panel	Panel	(1376258)	5
7	1313126-3	X	-	-	-	-		Mounting strap	Fästband		4
8	1345740-3	1	-	-	-	-		Cover	Kåpa		5
9	192400-0	2	-	-	-	-		Screw	Skruv		2
	969278-1	2	-	-	-	-		Screw	Skruv	TORX	2
10	962654-0	2	-	-	-	-		Washer	Bricka		2
11	1264326-8	1	-	-	-	-		Plug, black	Propp, svart		3
12	1386404-6	1	-	-	-	-		Panel, black	Panel, svart	-1987	5
	1386405-3	1	-	-	-	-		Panel, grey	Panel, grå	1988-	5
13	1365967-7	1	-	-	-	-		Frame, black	Sarg, svart	-1987	5
	1354578-5	1	-	-	-	-		Frame, grey	Sarg, grå	1988-	5
14	1365925-5	1	-	-	-	-		Cover plate, black	Lucka, svart	-1987	5
	1354561-1	1	-	-	-	-		Cover plate, grey	Lucka, grå	1988-	5
☆ 15	972049-1	2	-	-	-	-		Screw	Skruv	(965329)	2
16	1318908-9	2	-	-	-	-		Nut	Mutter		3
17	1354563-7	1	-	-	-	-		Panel	Panel		5
18	1338191-8	4	-	-	-	-		Clip, black	Clips, svart	-1987	5
	1353538-0	4	-	-	-	-		Clip, grey	Clips, grå	1988-	4
19	3406297-6	1	-	-	-	-		Mat, grey	Matta, grå	(1396475) (1396476)	5
20	1396100-8	1	-	-	-	-		Retainer	Hållare		5
20a	945761-5	4	-	-	-	-		Screw	Skruv		2
21	1396117-2	1	-	-	-	-		Padding	Stoppning		5
☆ 22	3407211-6	1	-	-	-	-		Sealing moulding	Tätningslist	(1341300)	2
23	3406655-5	1	-	-	-	-		Sill moulding	Tröskelskoning	(1396313) CH -8334	5
	3406655-5	1	-	-	-	-		Sill moulding	Tröskelskoning	CH 8335-	5
24	1268665-5	6	-	-	-	-		•Clip	•Clips	CH -8334	2
24a	1297481-2	4	-	-	-	-		Clip	Clips	CH 8335-10415	2
	1247342-7	2	-	-	-	-		Clip, black	Clips, svart	CH 10416-	3
25	1376389-1	2	-	-	-	-		Cover	Kåpa		5
26	965393-2	5	-	-	-	-		Screw	Skruv		2
27	1384202-6	1	-	-	-	-		Retainer upper	Hållare övre		5
28	1384203-4	1	-	-	-	-		Retainer lower	Hållare nedre		5

BUMPERS GUARD PLATES, AIR GUIDES / STÖTFÅNGARE SKYDDSPLÅTAR, LUFTSTYRNINGAR

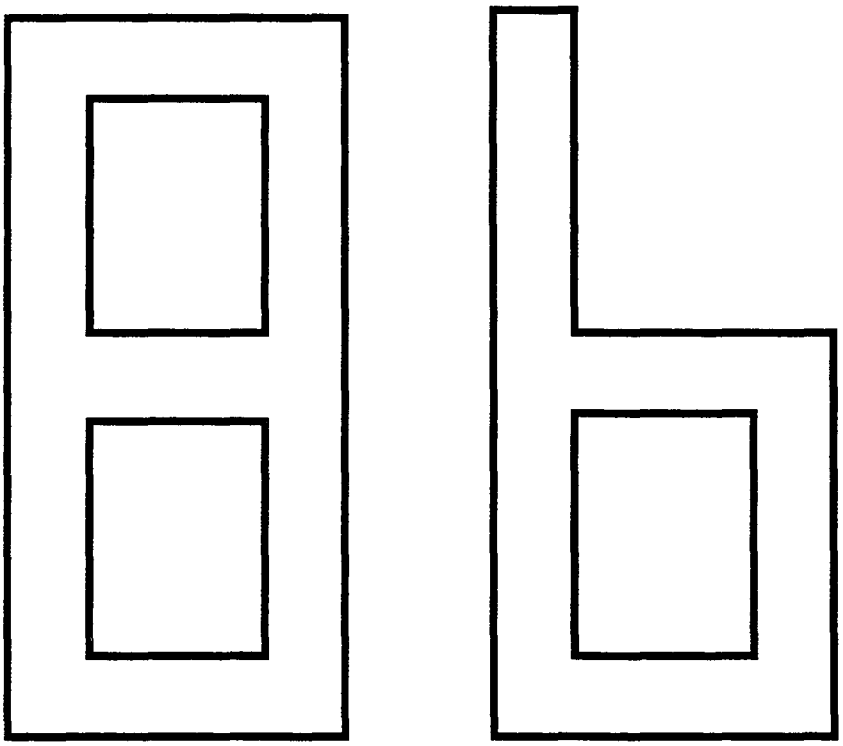

A
B
C
D
E

SUB GROUP
BUMPERS
GUARD PLATES, AIR GUIDES

UNDERGRUPP
STÖTFÅNGARE
SKYDDSPLÅTAR, LUFTSTYRNINGAR

Group / Grupp: 86
Page / Sida: 947

Fig	Part No. / Artikel nr	Quantity / Antal A	B	C	D	E	PS	Description	Benämning	Notes / Anmärkning	SR
		-	-	-	-	-		Bumper front	Stötfångare främre	SEE 86-949	
		-	-	-	-	-		Rear bumper	Bakre stötfångare	SEE 86-951	
		-	-	-	-	-		Guard plates, heat shields	Skyddsplåtar, skärmplåtar	SEE 86-953	
		-	-	-	-	-		Concealment plates	Insynsskydd	SEE 86-955	
		-	-	-	-	-		Spoiler	Spoiler	SEE 86-957	

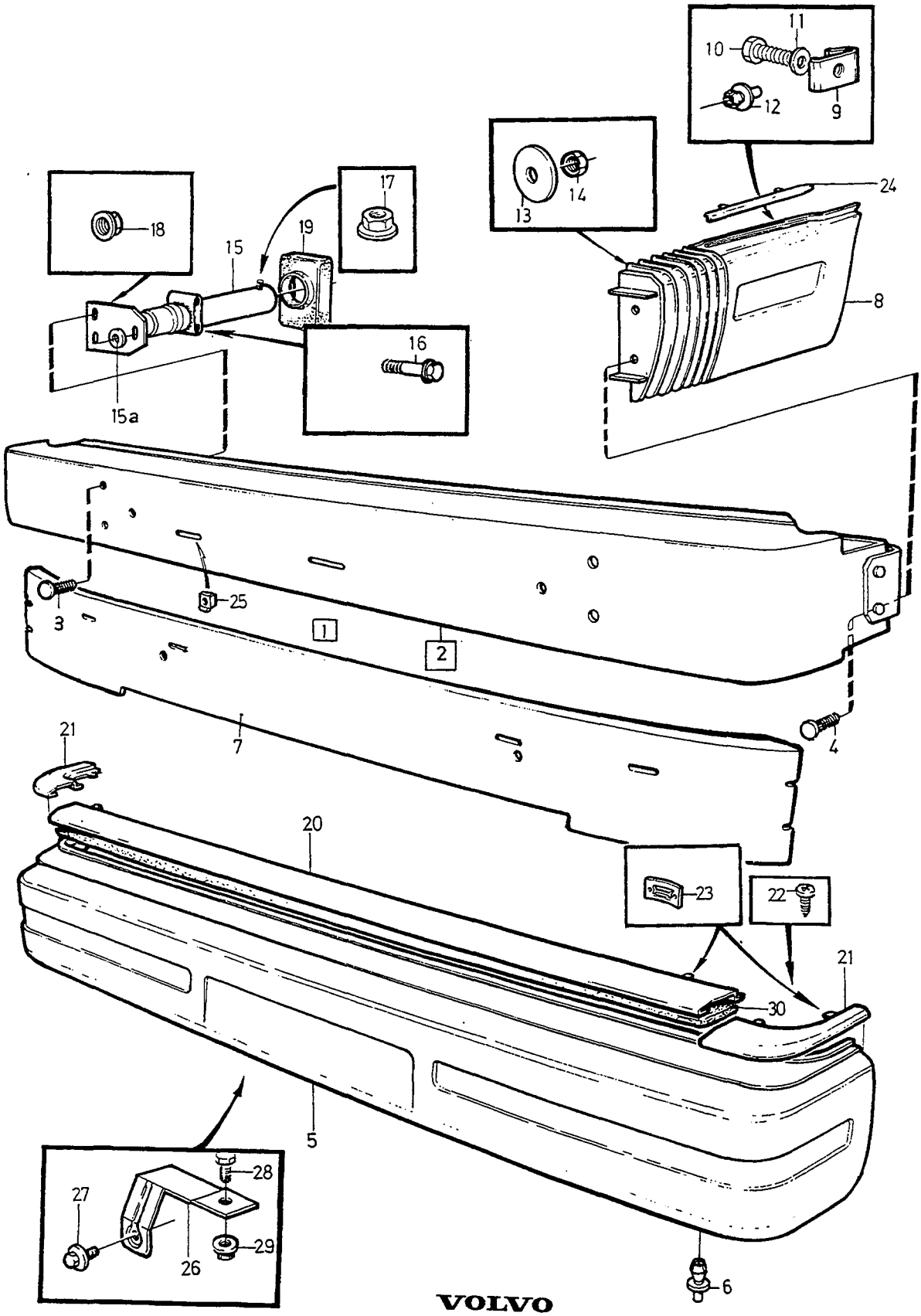

VOLVO
Genuine Parts
PV 860 51251

A
B
C
D
E

BUMPERS FRONT — STÖTFÅNGARE FRÄMRE

Group / Grupp 86

Page / Sida 949

Fig	Part No. Artikel nr	Quantity / Antal A	B	C	D	E	P S	Description	Benämning	Notes Anmärkning	S R
1		1	-	-	-	-	NS	Bumper	Stötfångare		
2	1356071-9	1	-	-	-	-		•Bumper, front	•Stötfångare, främre		2
3	963101-1	6	-	-	-	-		••Press screw	••Presskruv		2
4	965496-3	4	-	-	-	-		••Press screw	••Presskruv		2
5	1341337-2	1	-	-	-	-		•Cover, front	•Ytterhölje, främre	(3510222)	2
6	1268176-3	6	-	-	-	-		•Clip	•Clips		2
7	1384174-7	1	-	-	-	-		•Insert	•Insats		2
8	1341340-6	1	-	-	-	-		•Cover, l.h.	•Ytterhölje, v		2
	1341341-4	1	-	-	-	-		•Cover, r.h.	•Ytterhölje, h		2
9	945626-0	6	-	-	-	-		•Spring nut	•Fjädermutter		2
10	960863-9	6	-	-	-	-		•Screw	•Skruv		2
	969476-1	4	-	-	-	-		•Screw	•Skruv	1990-."TORX"	2
11	960138-6	6	-	-	-	-		•Washer	•Bricka		2
	960140-2	4	-	-	-	-		•Washer	•Bricka	1990-	2
12	1268642-4	4	-	-	-	-		•Clip	•Clips		2
13	949817-1	4	-	-	-	-		•Washer upper	•Bricka övre		2
	1376454-3	2	-	-	-	-		•Washer lower	•Bricka nedre		2
14	955781-0	4	-	-	-	-		•Nut	•Mutter		2
15	3518643-6	1	-	-	-	-		•Impact absorber l.h.	•Krockdämpare v	(1325222)	3
	3518645-1	1	-	-	-	-		•Impact absorber r.h.	•Krockdämpare h	(1325224)	3
15a	3510383-7	2	-	-	-	-		•Washer	•Bricka	CH 1976-	2
16	947790-2	4	-	-	-	-		•Flange screw	•Flänsskruv		2
17	968761-7	2	-	-	-	-		•Nut	•Mutter		2
18	968763-3	6	-	-	-	-		•Nut	•Mutter		2
19	1341992-4	2	-	-	-	-		•Sealing plug	•Tätningsplugg		2
20	1341835-5	1	-	-	-	-		•Trim moulding, centre	•Prydnadslist, mellersta	(3510221)	2
21	3510709-3	1	-	-	-	-		•Trim moulding, l.h.	•Prydnadslist, v	(1341837)	2
	3510710-1	1	-	-	-	-		•Trim moulding, r.h.	•Prydnadslist, h	(1341838)	2
22	955119-3	2	-	-	-	-		•Screw	•Skruv		2
23	1304557-0	6	-	-	-	-		•Anchorage	•Fäste		2
24	1341843-9	1	-	-	-	-		•Trim moulding, l.h.	•Prydnadslist, v		2
	1341844-7	1	-	-	-	-		•Trim moulding, r.h.	•Prydnadslist, h		2
25	1384113-5	2	-	-	-	-		•Cage nut	•Korgmutter		2
26	1384052-5	1	-	-	-	-		Number plate retainer,l.h	Nummerplåthållare, v		2
	1384053-3	1	-	-	-	-		Number plate retainer,r.h	Nummerplåthållare, h		2
27	967552-1	2	-	-	-	-		Flange screw	Flänsskruv		1
28	955272-0	2	-	-	-	-		Screw	Skruv		2
29	945407-5	2	-	-	-	-		Flange nut	Flänsmutter		2
30	3510462-9	X	-	-	-	-		Seal	Tätning	400MM,2X40MM.	3

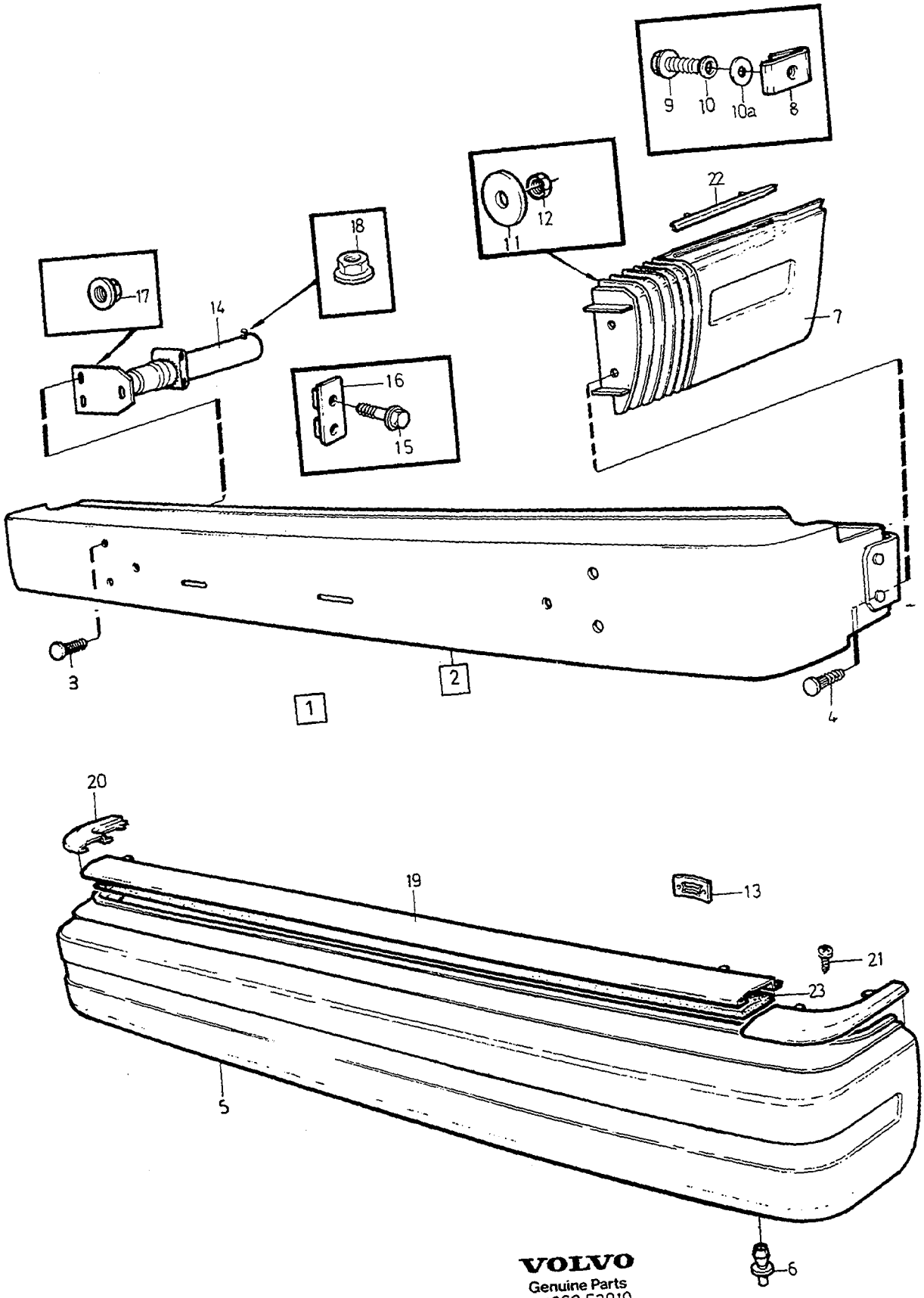

VOLVO
Genuine Parts
PV860 52919

A
B
C
D
E

REAR BUMPER — BAKRE STÖTFÅNGARE

Group / Grupp 86

Page / Sida 951

Fig	Part No. Artikel nr	Quantity / Antal A	B	C	D	E	P S	Description	Benämning	Notes Anmärkning	S R
1		1	-	-	-	-	NS	Bumper	Stötfångare		
2	1356076-8	1	-	-	-	-		• Bumper, rear	• Stötfångare, bakre		2
3	963101-1	6	-	-	-	-		• • Press screw	• • Presskruv		2
4	965496-3	4	-	-	-	-		• • Press screw	• • Presskruv		2
5	1341344-8	1	-	-	-	-		• Cover, rear	• Ytterhölje, bakre		2
6	1268176-3	8	-	-	-	-		• Clip	• Clips		2
7	3406590-4	1	-	-	-	-		• Cover, l.h.	• Ytterhölje, v	(1341347)	2
	3406591-2	1	-	-	-	-		• Cover, r.h.	• Ytterhölje, h	(1341348)	2
8	945626-0	6	-	-	-	-		• Spring nut	• Fjädermutter		2
9	968477-0	12	-	-	-	-		• Flange screw	• Flänsskruv		2
10a	3510596-4	6	-	-	-	-		Washer	Bricka		2
10	960138-6	12	-	-	-	-		• Washer	• Bricka		2
11	960140-2	4	-	-	-	-		• Washer upper	• Bricka övre	(960139)	2
	1376454-3	2	-	-	-	-		Washer lower	Bricka nedre		2
12	955781-0	4	-	-	-	-		• Nut	• Mutter		2
13	1304557-0	6	-	-	-	-		• Anchorage	• Fäste		2
14	3518645-1	1	-	-	-	-		• Impact absorber l.h.	• Krockdämpare v	(1325224)	3
	3518643-6	1	-	-	-	-		• Impact absorber r.h.	• Krockdämpare h	(1325222)	3
15	947790-2	4	-	-	-	-		• Flange screw	• Flänsskruv		2
16	1321633-8	1	-	-	-	-		• Nut plate	• Mutterplatta	-1990	3
	1321633-8	1	-	-	-	-		• Nut plate	• Mutterplatta	R.H. 1991-	3
	3518620-4	1	-	-	-	-		• Nut plate, l.h.	• Mutterplatta, v	L.H. 1991-	3
17	968763-3	6	-	-	-	-		• Nut	• Mutter		2
18	968761-7	2	-	-	-	-		• Nut	• Mutter		2
19	1341836-3	1	-	-	-	-		• Trim moulding, centre	• Prydnadslist, mellersta		2
20	3510714-3	1	-	-	-	-		• Trim moulding, l.h.	• Prydnadslist, v	(1341839)	2
	3510715-0	1	-	-	-	-		• Trim moulding, r.h.	• Prydnadslist, h	(1341840)	2
21	955119-3	2	-	-	-	-		• Screw	• Skruv	CH 2547-	2
22	1341841-3	1	-	-	-	-		• Trim moulding, l.h.	• Prydnadslist, v		2
	1341842-1	1	-	-	-	-		• Trim moulding, r.h.	• Prydnadslist, h		2
23	3510462-9	X	-	-	-	-		• Seal	• Tätning	1400mm, 2x40mm	3

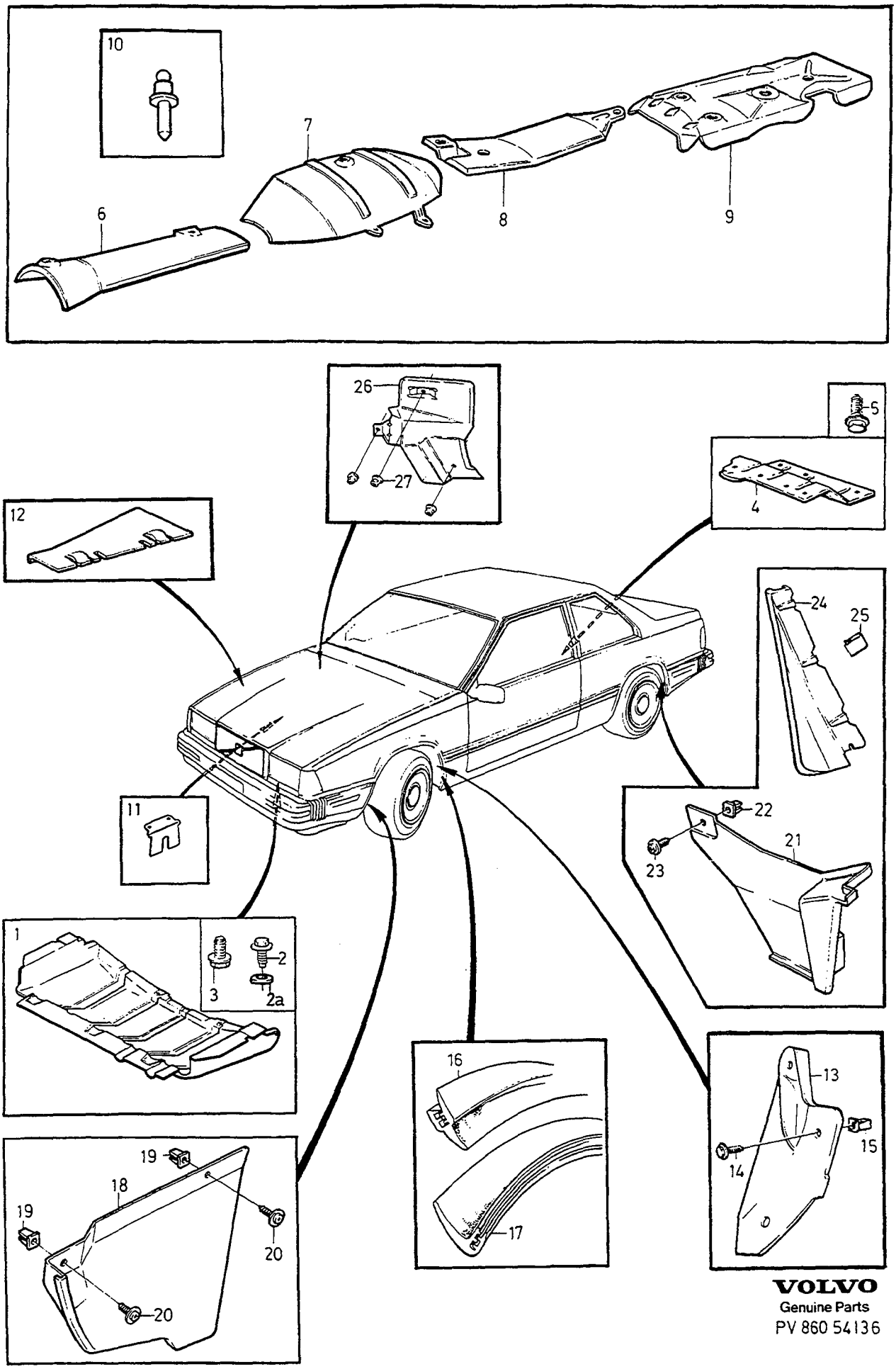

VOLVO
Genuine Parts
PV 860 54136

A
B
C
D
E

GUARD PLATES, HEAT SHIELDS — SKYDDSPLÅTAR, SKÄRMPLÅTAR

Group / Grupp 86

Page / Sida 953

Fig	Part No. Artikel nr	Quantity / Antal A	B	C	D	E	PS	Description	Benämning	Notes Anmärkning	SR
☆ 1	3538690-3	1	-	-	-	-		Protecting plate	Skyddsplåt	(1355696)(3526345)	4
2	*(968497)*	2	-	-	-	-	SP	Screw	Skruv	REPL 1PCS 945444-8, 1PCS 960141-0	2
	945444-8	2	-	-	-	-		Flange screw	Flänsskruv		2
2a	960141-0	2	-	-	-	-		Washer	Bricka		2
3	945970-2	2	-	-	-	-		Screw	Skruv		2
4	1355441-5	1	-	-	-	-		Shield	Skärmplåt		4
								Fuel tank	Bränsletank		
5	946485-0	4	-	-	-	-		Screw	Skruv		2
6	1320269-2	1	-	-	-	-		Heat shield front	Värmesköld främre	-1986	4
	1355698-0	1	-	-	-	-		Heat shield front	Värmesköld främre	1987-1990	4
	3526692-3	1	-	-	-	-		Heat shield front	Värmesköld främre	1991-	4
7	*(1334139)*	1	-	-	-	-	SP	Heat shield centre	Värmesköld mittre	-1990	4
	3526691-5	1	-	-	-	-		Heat shield centre	Värmesköld mittre	1991-	4
8	1355375-5	1	-	-	-	-		Heat shield rear	Värmesköld bakre	EXC D24TIC -1986	3
	1355699-8	1	-	-	-	-		Heat shield rear	Värmesköld bakre	EXC D24TIC 1987-	4
9	3526111-4	1	-	-	-	-		Heat-protecting-plate	Värmeskyddsplåt	1988-1990	4
	3526159-3	1	-	-	-	-		Heat-protecting-plate	Värmeskyddsplåt	1991-	4
10	975594-3	11	-	-	-	-		Blind rivet	Blindnit	(966793)	2
11	1329841-9	1	-	-	-	-		Protecting plate	Skyddsplåt	B280E, B280F	4
								Starter motor	Startmotor		
12	1342677-0	1	-	-	-	-		Protecting plate, r.h.	Skyddsplåt, h	D24TIC, B200ET	4
13	1320375-7	1	-	-	-	-		Deflector, l.h.	Stenskydd, v		3
	1320376-5	1	-	-	-	-		Deflector, r.h.	Stenskydd, h		3
14	965365-0	6	-	-	-	-		Screw	Skruv		2
15	1267760-5	6	-	-	-	-		Nut	Mutter		3
16	1325199-6	2	-	-	-	-		Sealing moulding inner	Tätningslist inre		3
17	1325200-2	2	-	-	-	-		Sealing moulding outer	Tätningslist yttre		2
18	1341897-5	1	-	-	-	-		Shield, l.h.	Skärmplåt, v		2
	1341898-3	1	-	-	-	-		Shield, r.h.	Skärmplåt, h		2
19	1341901-5	4	-	-	-	-		Retainer	Hållare		2
20	965393-2	4	-	-	-	-		Screw	Skruv		2
21	1341878-5	1	-	-	-	-		Shield, l.h.	Skärmplåt, v		3
	1341879-3	1	-	-	-	-		Shield, r.h.	Skärmplåt, h		3
22	1341901-5	2	-	-	-	-		Retainer	Hållare		2
23	965393-2	2	-	-	-	-		Screw	Skruv		2
24	3510106-2	1	-	-	-	-		Mudflap, l.h.	Stänkskydd, v	1988-	1
	3510107-0	1	-	-	-	-		Mudflap, r.h.	Stänkskydd, h	1988-	1
25	1392500-3	6	-	-	-	-		Clip	Clips		2
26	3526549-5	1	-	-	-	-		Heat-protecting-plate	Värmeskyddsplåt	1990-	4
27	1308206-0	3	-	-	-	-		Nut	Mutter		3

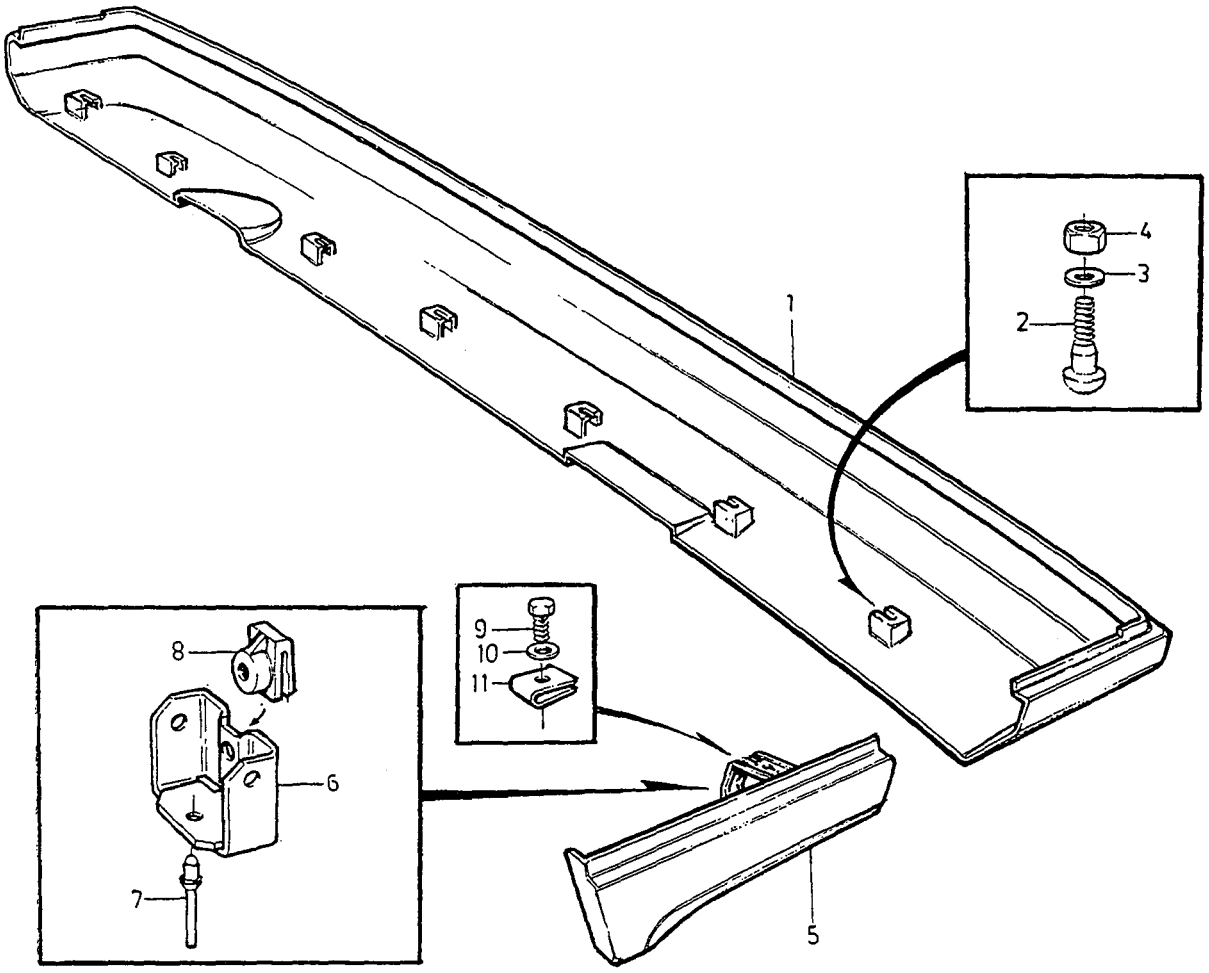

VOLVO
Genuine Parts
PV 860 58615

A
B
C
D
E

CONCEALMENT PLATES INSYNSSKYDD

Group / Grupp: 86
Page / Sida: 955

Fig	Part No. Artikel nr	Quantity / Antal A	B	C	D	E	PS	Description	Benämning	Notes Anmärkning	SR
1	1356103-0	1	-	-	-	-		Shield	Skärmplåt		3
2	1384083-0	6	-	-	-	-		Screw	Skruv		2
3	960138-6	6	-	-	-	-		Washer	Bricka		2
4	965483-1	6	-	-	-	-		Flange nut	Flänsmutter		2
5	1356114-7	1	-	-	-	-		Shield, l.h.	Skärmplåt, v		3
	1356115-4	1	-	-	-	-		Shield, r.h.	Skärmplåt, h		3
6	1356137-8	1	-	-	-	-		Bracket	Konsol	(1356138)	3
7	1356211-1	4	-	-	-	-		Blind rivet	Blindnit		2
8	1341490-9	4	-	-	-	-		Retainer	Hållare	(1356206)	2
9	969476-1	4	-	-	-	-		Screw	Skruv		2
10	192287-1	4	-	-	-	-		Washer	Bricka		2
11	945626-0	4	-	-	-	-		Spring nut	Fjädermutter		2



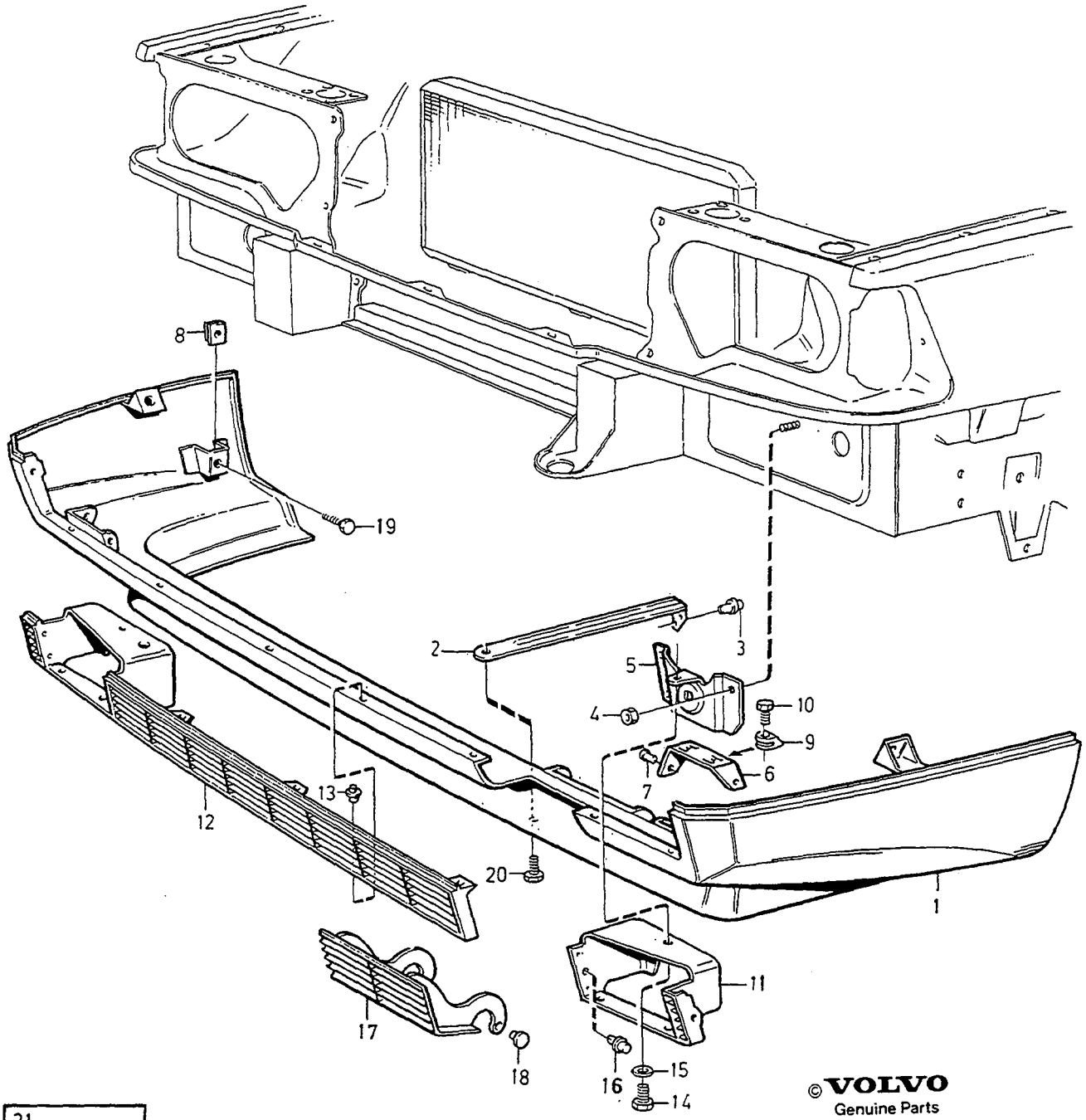

©VOLVO
Genuine Parts
PV 890 49771

21.



A
B
C
D
E

SPOILER — SPOILER

Group / Grupp 86

Page / Sida 957

Fig	Part No. / Artikel nr	Quantity / Antal A	B	C	D	E	PS	Description	Benämning	Notes / Anmärkning	SR
1	1376026-9	1	-	-	-	-		Spoiler	Luftriktare		3
2	1384228-1	1	-	-	-	-		Bracket	Konsol		3
3	942679-2	2	-	-	-	-		Blind rivet	Blindnit		2
4	945407-5	4	-	-	-	-		Flange nut	Flänsmutter		2
5	1356061-0	1	-	-	-	-		Bracket, l.h.	Konsol, v		3
	1356062-8	1	-	-	-	-		Bracket, r.h.	Konsol, h		3
6	1356063-6	1	-	-	-	-		Bracket, l.h.	Konsol, v		3
	1356064-4	1	-	-	-	-		Bracket, r.h.	Konsol, h		3
7	965602-6	4	-	-	-	-		Blind rivet	Blindnit		2
8	945626-0	2	-	-	-	-		Spring nut	Fjädermutter		2
9	1341490-9	4	-	-	-	-		Retainer	Hållare		2
10	*(946452)*	4	-	-	-	-	SP	Screw	Skruv	REPL 1PCS 969476-1, 1PCS 192287-1	2
11	1356082-6	1	-	-	-	-		Louvre, l.h.	Galler, v		3
12	1356081-8	1	-	-	-	-		Louvre, r.h	Galler, h		3
13	1376384-2	6	-	-	-	-		Clip	Clips		3
14	946544-4	2	-	-	-	-		Flange screw	Flänsskruv		2
15	960140-2	2	-	-	-	-		Washer	Bricka	(960139)	2
16	1376384-2	2	-	-	-	-		Clip	Clips		3
17	1356080-0	1	-	-	-	-		Lid	Lucka		3
18	1356055-2	2	-	-	-	-		Clip	Clips		3
19	*(946452)*	2	-	-	-	-	SP	Screw	Skruv	REPL 1PCS 969476-1, 1PCS 192287-1	2
20	946544-4	1	-	-	-	-		Flange screw	Flänsskruv		2
21	1384438-6	4	-	-	-	-		Spring nut	Fjädermutter		2

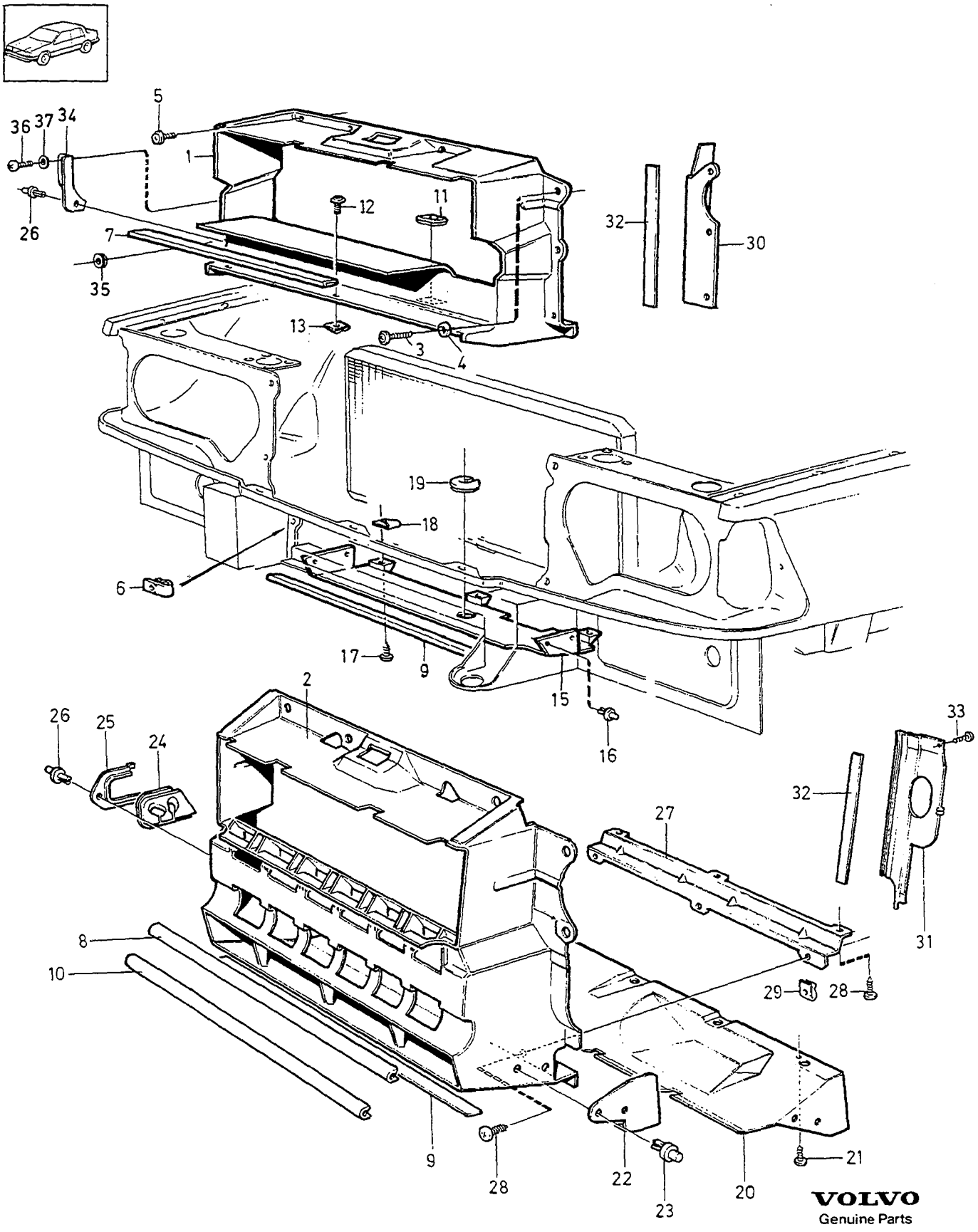

VOLVO
Genuine Parts
PV 860 49791

A
B
C
D
E

AIR GUIDES — LUFTSTYRNINGAR

Group / Grupp 86

Page / Sida 959

Fig	Part No. Artikel nr	Quantity / Antal A	B	C	D	E	PS	Description	Benämning	Notes Anmärkning	SR
1	1356085-9	1	-	-	-	-		Air guide	Luftstyrning	-1986	3
2	1396138-8	1	-	-	-	-		Air guide	Luftstyrning	1987-	3
	(3407166)	1	-	-	-	-	SP	Air guide	Luftstyrning	B204GT REPL 1PCS 1396138-8	3
3	955140-9	3	-	-	-	-		Screw	Skruv		2
4	960138-6	3	-	-	-	-		Washer	Bricka		2
5	965399-9	4	-	-	-	-		Screw	Skruv		2
6	191391-2	2	-	-	-	-		Spring nut	Fjädermutter		2
7	1376399-0	1	-	-	-	-		Strip	List	-1986	3
8	1396207-1	1	-	-	-	-		Strip upper	List övre	(1396206) 1987-	3
9	1376451-9	1	-	-	-	-		Seal lower	Tätning nedre		3
10	1396207-1	X	-	-	-	-		Strip	List	B200ET 1987- (1396208)	3
☆ 11	974688-4	1	-	-	-	-		Plug	Plugg	-1986	3
☆ 12	972081-4	3	-	-	-	-		Screw	Skruv		2
13	945626-0	3	-	-	-	-		Spring nut	Fjädermutter		2
15	1376333-9	1	-	-	-	-		Air guide	Luftstyrning	-1986	3
16	1384349-5	3	-	-	-	-		Clip	Clips	-1986	2
17	965394-0	6	-	-	-	-		Screw	Skruv	-1986	2
18	191391-2	3	-	-	-	-		Spring nut	Fjädermutter		2
19	1356155-0	1	-	-	-	-		Plug	Plugg	-1986	2
20	1396154-5	1	-	-	-	-		Air guide	Luftstyrning	B200ET 1987-	3
21	965399-9	3	-	-	-	-		Screw	Skruv	B200ET 1987-	2
22	1396334-3	1	-	-	-	-		Shield, l.h.	Skärmplåt, v	B280 1987-	4
	1396335-0	1	-	-	-	-		Shield, r.h.	Skärmplåt, h	B280,B204GT,1987-	4
	3406927-8	1	-	-	-	-		Shield, l.h.	Skärmplåt, v	B204GT	4
23	1384349-5	4	-	-	-	-		Clip	Clips	B200ET, B280 1987-	2
24	1396139-6	1	-	-	-	-		Seal	Tätning	1987-	3
	3406916-1	1	-	-	-	-		Seal	Tätning	B204GT	3
25	1396135-4	1	-	-	-	-		Protecting plate	Skyddsplåt	1987-	3
26	1384349-5	1	-	-	-	-		Clip	Clips		2
27	1396133-9	1	-	-	-	-		Bracket, lower	Konsol, undre	B280, D24TIC, 1987-	3
28	965393-2	6	-	-	-	-		Screw	Skruv		2
29	948571-5	6	-	-	-	-		Spring nut	Fjädermutter		2
30	1384016-0	1	-	-	-	-		Shield, l.h.	Skärmplåt, v	D24TIC -1986	3
	1396202-2	1	-	-	-	-		Shield, l.h.	Skärmplåt, v	D24TIC 1987-	3
	1384017-8	1	-	-	-	-		Shield, r.h.	Skärmplåt, h	D24TIC -1986	3
	1396203-0	1	-	-	-	-		Shield, r.h.	Skärmplåt, h	D24TIC. 1987-1990	3
31	1396087-7	1	-	-	-	-		Shield, l.h.	Skärmplåt, v	B200ET, B280 1987-	3
	1396088-5	1	-	-	-	-		Shield, r.h.	Skärmplåt, h	B200ET, B280, 1987-	3
32	1341630-0	2	-	-	-	-		Sealing moulding	Tätningslist		3
33	965354-4	1	-	-	-	-		Screw	Skruv	L.H.	2
	965354-4	1	-	-	-	-		Screw	Skruv	R.H. B280	2
	955174-8	1	-	-	-	-		Screw	Skruv	R.H. B200ET	2
34	1376464-2	1	-	-	-	-		Shield	Skärmplåt	D24TIC 1986.	3
35	1376466-7	1	-	-	-	-		Plug	Plugg	D24TIC 1986.	3
36	955140-9	1	-	-	-	-		Screw	Skruv		2
37	960138-6	1	-	-	-	-		Washer	Bricka		2

HEATING AND VENTILATION / KLIMATANLÄGGNING

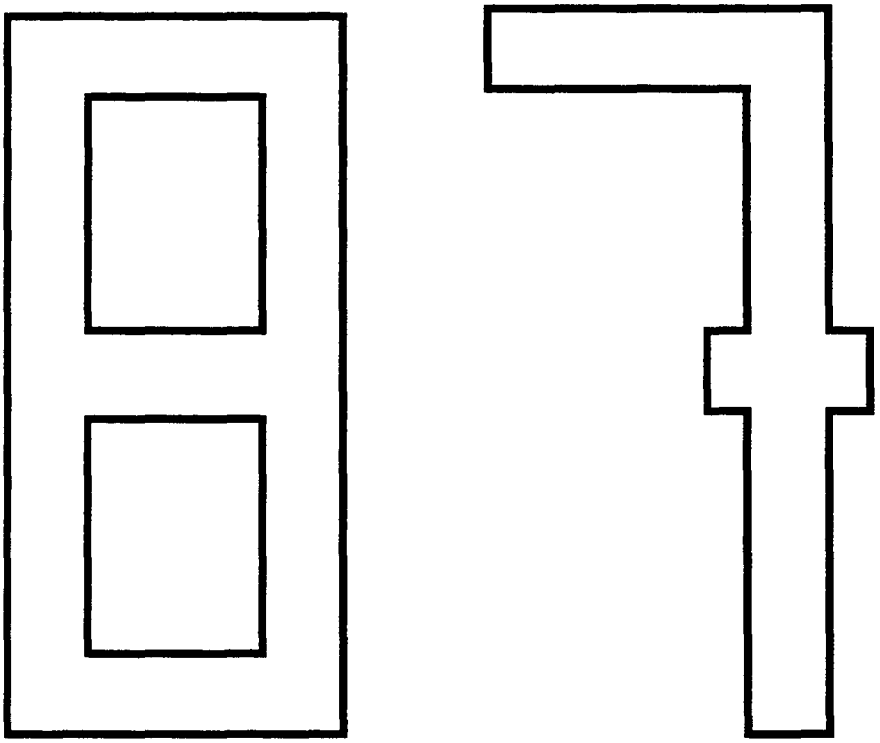

A
B
C
D
E

SUB GROUP
HEATING AND VENTILATION

UNDERGRUPP
KLIMATANLÄGGNING

Group
Grupp
87

Page
Sida
961

Fig	Part No. Artikel nr	Quantity / Antal A	B	C	D	E	PS	Description	Benämning	Notes Anmärkning	SR
		-	-	-	-	-		Heater system ..... COMBU	Värmeanläggning ..... COMBU	SEE 87•963	
		-	-	-	-	-		Ventilation	Ventilation	SEE 87•973	
		-	-	-	-	-		Air conditioning 4CYL	Luftkonditionering 4CYL	SEE 87•975	
		-	-	-	-	-		Air conditioning 6CYL	Luftkonditionering 6CYL	SEE 87•979	
		-	-	-	-	-		Air conditioning ..... DSL	Luftkonditionering ..... DSL	SEE 87•983	

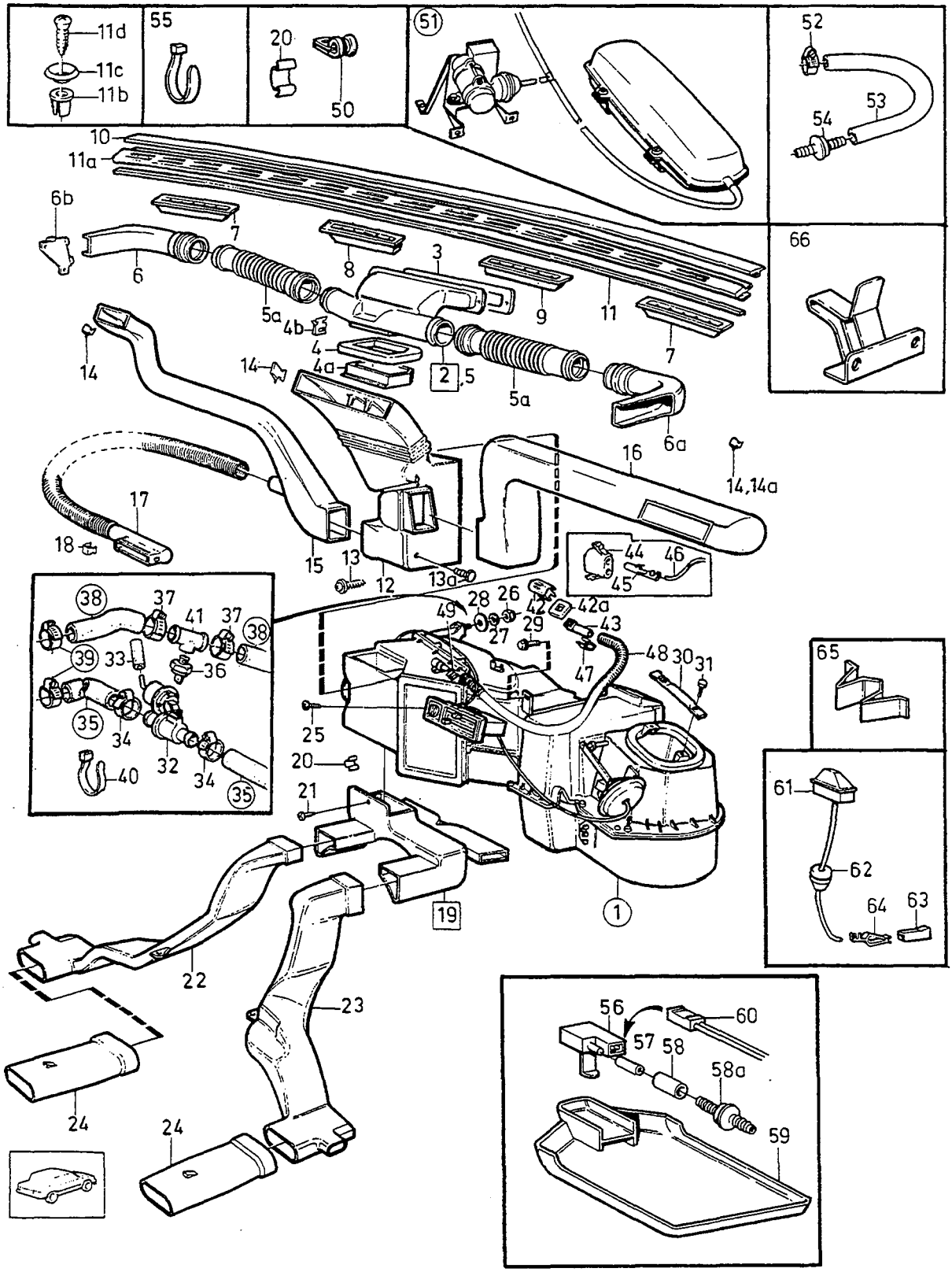

VOLVO
Genuine Parts
PV 870 52914

A	-1987
B	1988-1989
C	1990-
D	
E	

HEATER SYSTEM — VÄRMEANLÄGGNING

Group / Grupp: 87

Page / Sida: 963

Fig	Part No. / Artikel nr	Quantity / Antal A	B	C	D	E	PS	Description	Benämning	Notes / Anmärkning	SR
1		1	1	1	-	-	NS	Heater unit	Bilvärmare		
								•SEE 87•967	•SEE 87•967		
2	3510186-4	1	-	-	-	-		Air duct	Luftkanal	(1376002)	5
3	1376004-6	1	-	-	-	-		•Seal upper	•Tätning övre		5
4	1376005-3	1	-	-	-	-		•Seal lower	•Tätning nedre		5
4a	1376008-7	1	-	-	-	-		Adapter	Adapter	FOR 1376002	5
4b	3519339-0	1	-	-	-	-		Clip	Clips	FOR 1376002 (1331047)	3
5	3510186-4	1	1	1	-	-		Air duct	Luftkanal		5
5a	1341910-6	2	2	2	-	-		Air duct	Luftkanal		5
6	1341911-4	1	1	1	-	-		Air duct, l.h.	Luftkanal, v		5
6a	1341912-2	1	1	1	-	-		Air duct, r.h.	Luftkanal, h		5
6b	1384377-6	1	1	1	-	-		Bracket	Konsol	L.H.	5
	1384378-4	1	1	1	-	-		Bracket	Konsol	R.H.	5
7	1376011-1	2	2	2	-	-		Defroster outlet outer	Defrostermunstycke yttre		5
8	1376009-5	1	1	1	-	-		Defroster outlet, l.h. centre	Defrostermunstycke, v mittre		5
9	1376010-3	1	1	1	-	-		Defroster outlet, r.h. centre	Defrostermunstycke, h mittre		5
10	1341905-6	1	1	1	-	-		Frame front	Ram främre		5
11	1341299-4	1	1	1	-	-		Seal rear	Tätning bakre	LG 1420 (1396144)	3
11a	1376003-8	1	1	1	-	-		Grille	Grill		5
11b	1341901-5	1	1	1	-	-		Retainer	Hållare		2
11c	1341900-7	1	1	1	-	-		Washer	Bricka		4
11d	955163-1	1	1	1	-	-		Screw	Skruv		2
12	1347754-2	1	1	1	-	-		Air distribution box	Luftfördelningslåda		5
13	*(946452)*	1	1	-	-	-	SP	Screw	Skruv	REPL 1PCS 969476-1, 1PCS 192287-1	2
☆	972081-4	-	-	1	-	-		Screw	Skruv		2
13a	1396195-8	1	1	1	-	-		Screw	Skruv		2
14	1393549-9	6	6	6	-	-		Clip	Clips		4
14a	1323921-5	10	10	10	-	-		Retaining clip	Hållare		5
☆ 15	3522390-8	1	1	1	-	-		Air duct	Luftkanal	(1258689)	5
16	1258690-5	1	1	1	-	-		Air duct	Luftkanal		5
17	3506399-9	1	1	1	-	-		Air duct	Luftkanal		5
18	1393549-9	2	2	2	-	-		Clip	Clips		4
19	3522244-7	1	1	1	-	-		Manifold	Förgrening		5
20	948218-3	16	16	16	-	-		•Clip	•Clips		3
21	972079-8	1	1	1	-	-		Screw	Skruv	(965395)	2
22	1347611-4	1	1	1	-	-		Air duct, l.h.	Luftkanal, v		5
23	1347612-2	1	1	1	-	-		Air duct, r.h.	Luftkanal, h		5
24	*1259361*	2	2	2	-	-	OP	Nozzle	Munstycke		5
25	972271-1	4	4	4	-	-		Screw	Skruv	(949662)	2
26	946035-3	3	3	3	-	-		Lock nut	Låsmutter		2
27	947426-3	2	2	2	-	-		Washer	Bricka		2
	949817-1	1	1	1	-	-		Washer	Bricka		2
28	1308963-6	2	2	2	-	-		Gasket	Packning		3
	1373297-9	1	1	1	-	-		Gasket	Packning		2
29	948893-3	1	1	1	-	-		Flange screw	Flänsskruv		2
30	1323924-9	1	1	1	-	-		Brace	Bygel		3
31	960872-0	2	2	2	-	-		Screw	Skruv		2
32	1259327-3	1	1	1	-	-		Valve	Ventil		3
33	967563-8	X	X	X	-	-		Plastic pipe	Plaströr		2
34	943472-1	2	2	2	-	-		Hose clamp	Slangklamma		2
35		1	1	1	-	-		Hose	Slang	SEE 26•287	
36	1259715-9	1	-	-	-	-		Thermo contact	Termokontakt		3
37	943472-1	2	-	-	-	-		Hose clamp	Slangklamma		2
38		1	-	-	-	-		Hose	Slang	SEE 26•287	
39		2	-	-	-	-		Hose clamp	Slangklamma	SEE 26•287	
40	948211-8	1	-	-	-	-		Strip clamp	Bandklamma		2
41	1259714-2	1	-	-	-	-		Connector	Anslutning	B280,D24TIC	4
42	1376462-6	1	-	-	-	-		Grille, grey	Grill, grå		3
	1396071-1	1	-	-	-	-		Grille, black	Grill, svart		3
	1384097-0	1	-	-	-	-		Grille, blue	Grill, blå		3

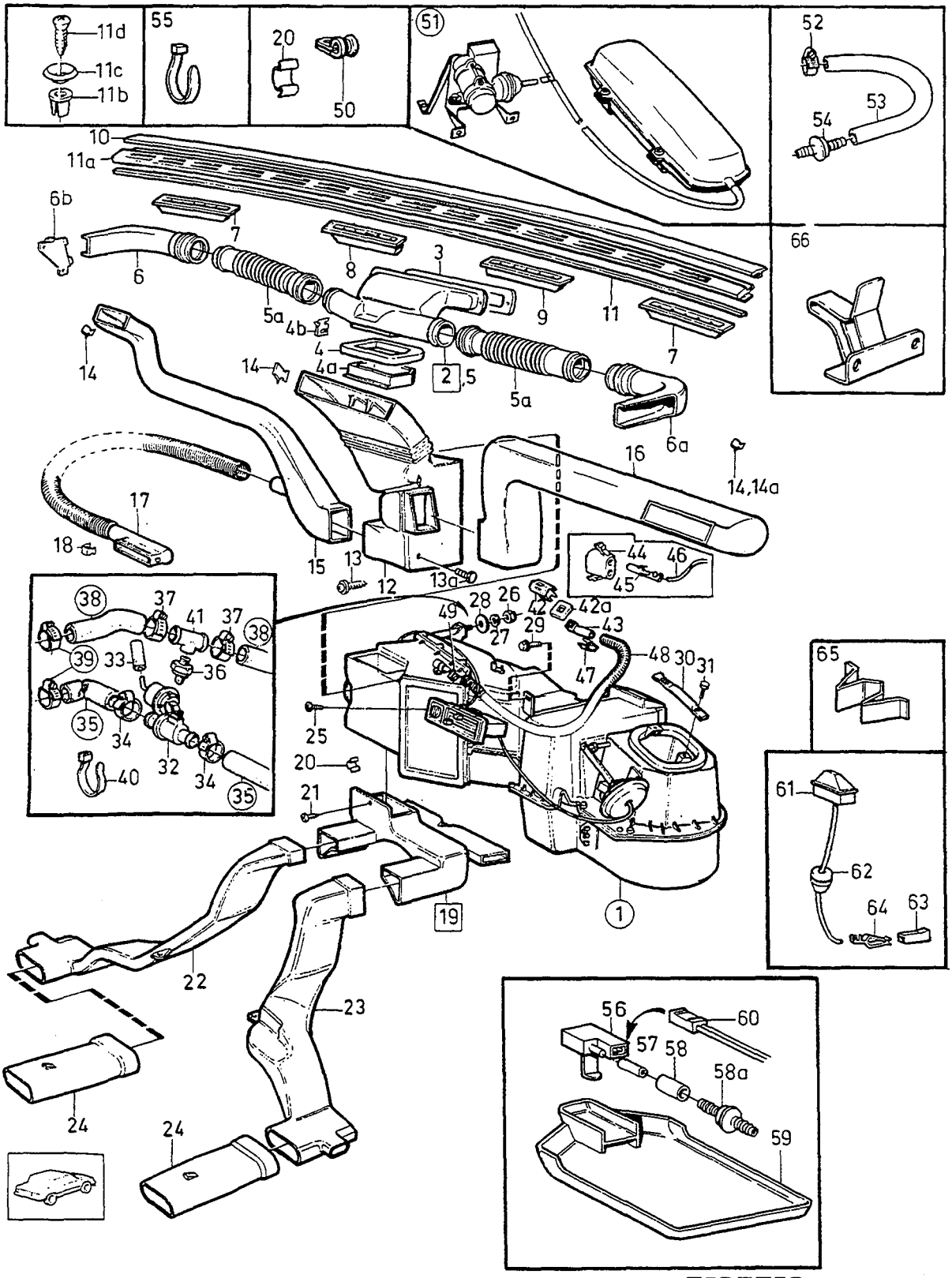
11d
11c
11b
55
20
50
51
52
53
54
10
11a
6b
7
6
8
3
9
11
5a
4b
4
4a
2
5
14
14a
66
16
6a
17
18
15
13
12
13a
44
46
45
38
37
41
39
33
36
35
34
32
40
49
28
26
42
42a
27
29
43
48
30
31
47
25
20
21
65
61
62
64
63
19
1
22
23
24
56
60
57
58
58a
59
VOLVO
Genuine Parts
PV 870 52914

A	-1987
B	1988-1989
C	1990-
D	
E	

HEATER SYSTEM — VÄRMEANLÄGGNING

Group / Grupp: 87

Page / Sida: 965

Fig	Part No. Artikel nr	Quantity / Antal A	B	C	D	E	PS	Description	Benämning	Notes Anmärkning	SR
42a	1384441-0	1	-	-	-	-		Retainer	Hållare		3
43	1324967-7	1	-	-	-	-		Sensor	Givare		3
44	944223-7	1	-	-	-	-		• Pin housing	• Stiftisolator		3
45	946040-3	2	-	-	-	-		• Cable terminal	• Ledningssko	(945083)	1
46	954427-1	X	-	-	-	-		• Electric cable	• Elledning	LG 542	1
47	1308192-2	1	-	-	-	-		Clip	Clips		3
48	947371-1	X	-	-	-	-		Plastic hose	Plastslang		2
49	1323942-1	1	-	-	-	-		Clip	Clips		3
50	952629-4	1	-	-	-	-		Clamp	Klamma		2
51		1	-	-	-	-		Vacuum pump and reservoir	Vakuumpump och vakuumtank	SEE 52 • 739	
52	1272121-3	1	-	-	-	-		Hose clamp	Slangklamma		2
53	1272328-4	X	-	-	-	-		Hose	Slang		2
54	1228272-9	1	-	-	-	-		Non-return valve	Backventil		3
55	949668-8	X	X	X	-	-		Strip clamp	Bandklamma	LG 100 mm	2
	948211-8	X	X	X	-	-		Strip clamp	Bandklamma	LG 75 mm	2
	949668-8	X	X	-	-	-		Strip clamp	Bandklamma	LG 375mm (948616)	2
56	3513147-3	-	1	1	-	-		Sensor cabin	Givare kupe		3
57	968739-3	-	X	X	-	-		Plastic pipe	Plaströr	LG 1930 mm	2
58	1332454-6	-	1	1	-	-		Connector	Anslutning		2
58a	1228272-9	-	2	2	-	-		Non-return valve	Backventil		3
59		-	1	1	-	-		Lamp	Belysning	SEE 35 • 437	
60		-	1	1	-	-		Cable harness	Kabelmatta	SEE 37 • 481	
61	3517557-9	-	1	1	-	-		Sensor black	Givare svart		3
	3517554-6	-	1	1	-	-		Sensor grey	Givare grå		3
	3517552-0	-	1	-	-	-		Sensor grey	Givare grå		3
	3406535-9	-	-	1	-	-		Sensor dark grey	Givare mörkgrå		3
62		-	1	1	-	-	NS	• Grommet	• Genomföring		
63		-	1	1	-	-	NS	• Receptacle housing	• Hylsisolator		
64		-	3	3	-	-	NS	• Cable terminal	• Ledningssko		
65	3513685-2	-	1	1	-	-		Clip	Clips		3
66	3522635-6	-	1	1	-	-		Clip	Clips		5

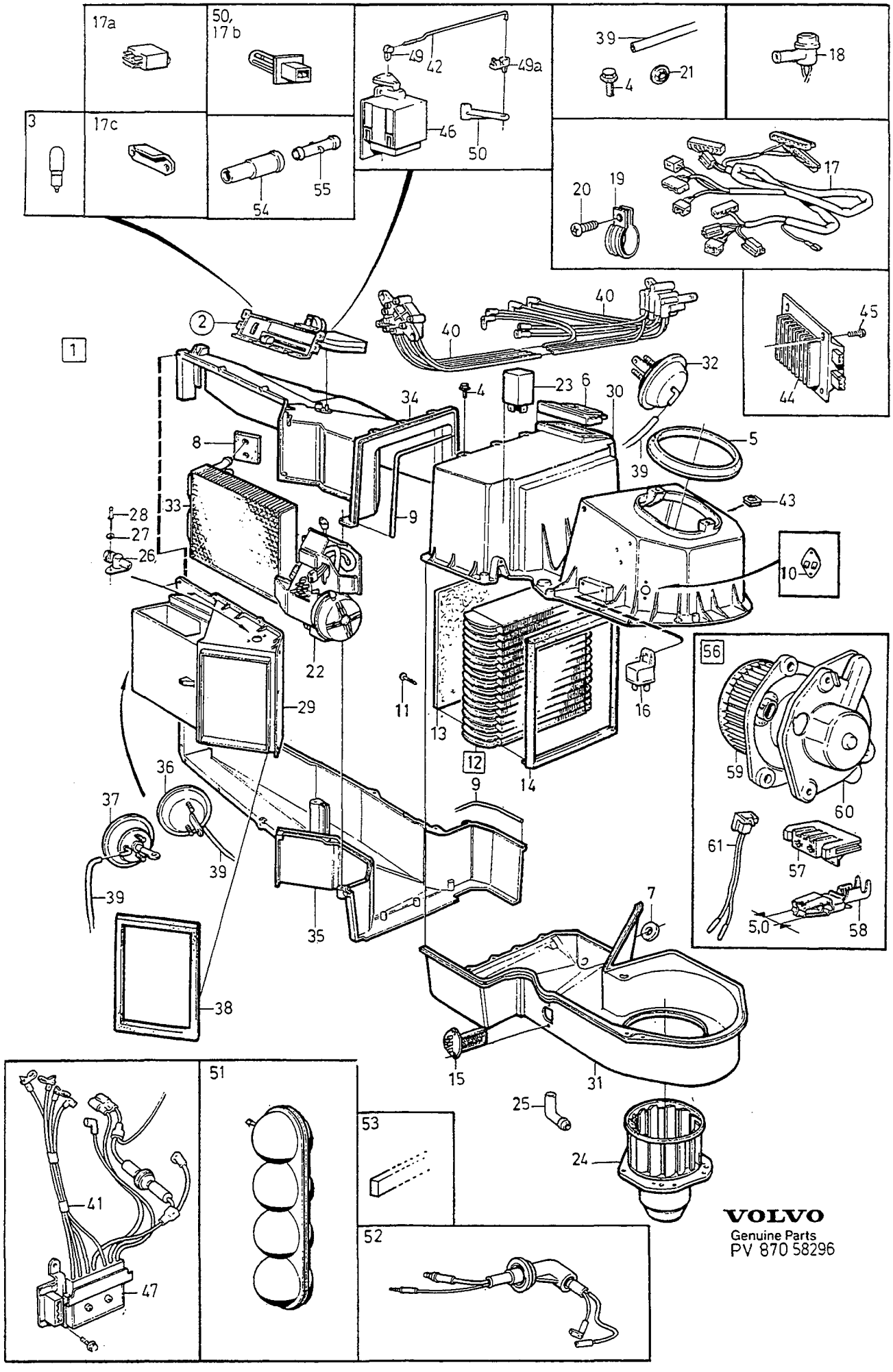

VOLVO
Genuine Parts
PV 870 58296

A	-1987
B	1988-
C	
D	
E	

HEATER UNIT — VÄRMEELEMENT

Group / Grupp 87

Page / Sida 967

Fig	Part No. / Artikel nr	Quantity / Antal A	B	C	D	E	PS	Description	Benämning	Notes / Anmärkning	SR
1		1	1	-	-	-	NS	Heater	Värmeelement		
2		1	1					Control	Reglage		
		-	-	-	-	-		••SEE 87•971	••SEE 87•971		
3	1323462-0	1	-	-	-	-		•Bulb	•Glödlampa	12V 1,2W	1
	1323735-9	1	-	-	-	-		•Bulb	•Glödlampa		1
4	955127-6	X	-	-	-	-		•Screw	•Skruv		2
	107401-2	-	X	-	-	-		•Screw	•Skruv		2
5	1308340-7	1	1	-	-	-		•Seal	•Tätning		3
6	1388137-0	1	-	-	-	-		•Gasket	•Packning		3
	3522084-7	-	1	-	-	-		•Gasket	•Packning	(1324180)	3
7	1307189-9	1	1	-	-	-		•Gasket	•Packning		3
8	3537744-9	1	1	-	-	-		•Gasket	•Packning	(1307978)	4
9	277253-1	1	1	-	-	-		•Seal	•Tätning		
10	1307348-1	1	-	-	-	-		•Sensor	•Givare		3
11	1307279-8	5	-	-	-	-		•Retaining clip	•Hållare		3
12	*(1395615)*	1	1	-	-	-	SP	•Evaporator	•Evaporator	REPL 1PCS 3537556-7, 1PCS 3528463-7	5
13	1307522-1	1	1	-	-	-		••Filter	••Filter		5
14	1307278-0	1	1	-	-	-		••Gasket	••Packning		3
15	1307288-9	1	-	-	-	-		•Resistor	•Motstånd		3
16	1324492-6	1	-	-	-	-		•Relay	•Relä		2
17	*(1388744)*	1	-	-	-	-	SP	•Cable harness el/vacuum,compartment	•Ledningsmatta el/vakuum, kupe	REPL 1 PCS 3506096-1 1 PCS 1347590-0 1 PCS 1370551-2 1 PCS 1362473-9	5
	3506096-1	1	-	-	-	-		•Cable harness	•Ledningsmatta		5
	3515714-8	-	1	-	-	-		•Cable harness el/vacuum,compartment	•Ledningsmatta el/vakuum, kupe	(3510200)	5
17a	1347590-0	1	-	-	-	-		•Relay	•Relä		5
17b	1362473-9	1	-	-	-	-		•Temperature sensor	•Temperaturgivare		4
17c	1370551-2	1	-	-	-	-		•Bracket	•Konsol		5
18	1324967-7	1	-	-	-	-		•Sensor	•Givare		3
19	952629-4	1	1	-	-	-		•Clamp	•Klamma		2
☆ 20	970988-2	1	1	-	-	-		•Screw	•Skruv	(955358)	2
21	191695-6	3	1	-	-	-		•Retaining clip	•Hållare		2
22	1307344-0	1	-	-	-	-		•Program controller	•Programverk		5
23	1363449-8	1	-	-	-	-		•Control unit	•Styrenhet	(1307064)	5
24	*(3506325)*	1	-	-	-	-	SP	•Fan motor	•Fläktmotor	REPL 1PCS 3522962-4	3
25	1324179-9	1	1	-	-	-		•Hose	•Slang		3
26	1307309-3	1	-	-	-	-		•Sensor	•Givare		3
27	960135-2	2	-	-	-	-		•Washer	•Bricka		2
28	942668-5	2	-	-	-	-		•Blind rivet	•Blindnit		2
29	3522166-2	1	-	-	-	-		•Air distributor	•Luftfördelare	(1323445)	5
	3522229-8	-	1	-	-	-		•Air distributor	•Luftfördelare		5
30	1323432-3	1	1	-	-	-		•Air inlet housing upper	•Luftintagshus övre		5
31	1323428-1	1	-	-	-	-		•Fan housing	•Fläkthus		5
	3513373-5	-	1	-	-	-		•Fan housing	•Fläkthus	1988-1989	5
☆	3537378-6	-	1	-	-	-		•Fan housing	•Fläkthus	1990-	5
32	3513077-2	1	1	-	-	-		•Vacuum bellows recirculation	•Vakuumbälg recirkulation		3
33	1307236-8	1	1	-	-	-		•Heat exchanger	•Värmeväxlare		4
34	1395322-9	1	-	-	-	-		•Heat exchanger housing	•Värmeväxlarhus, övre	(1323437)	5
	3522228-0	-	1	-	-	-		•Heat exchanger housing	•Värmeväxlarhus, övre		5
35	1323441-4	1	-	-	-	-		•Heat exchanger housing	•Värmeväxlarhus, undre		5
	3513372-7	-	1	-	-	-		•Heat exchanger housing	•Värmeväxlarhus, undre		5
36	1388208-9	2	-	-	-	-		•Vacuum bellows	•Vakuumbälg	1)	3
	1388206-3	-	2	-	-	-		•Vacuum bellows	•Vakuumbälg	1)	3
37	3522945-9	1	1	-	-	-		•Vacuum bellows	•Vakuumbälg	2) (1388209)	3
38	1307982-7	1	1	-	-	-		•Gasket	•Packning		3

1) For diversion to dash panel. / För styrning till instrumentpanel.
2) For diversion to floor, de froster. / För styrning till golv, defroster.

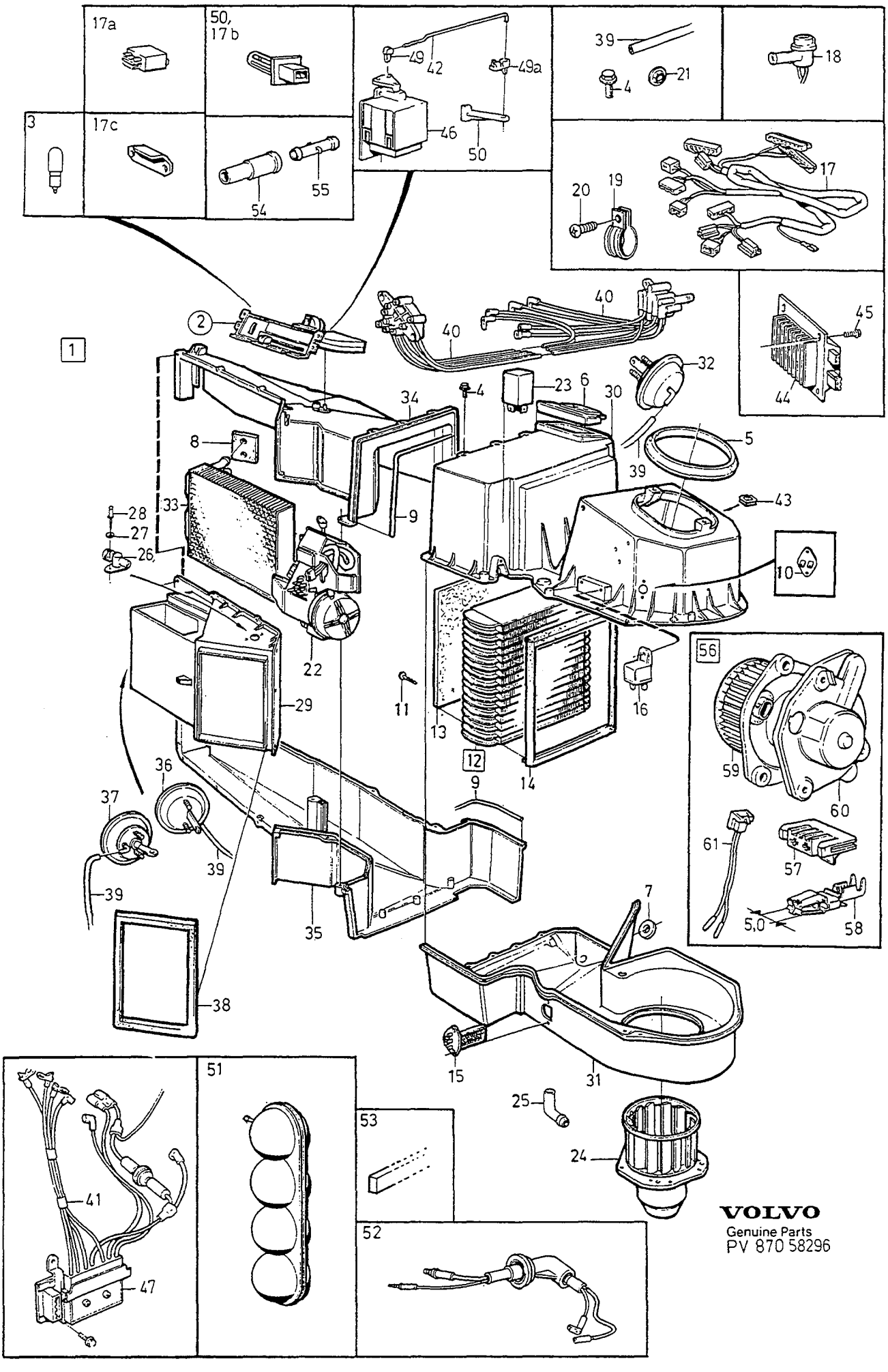

VOLVO
Genuine Parts
PV 870 58296

A	-1987
B	1988-
C	
D	
E	

HEATER UNIT — VÄRMEELEMENT

Group / Grupp: 87

Page / Sida: 969

Fig	Part No. / Artikel nr	Quantity / Antal A	B	C	D	E	PS	Description	Benämning	Notes / Anmärkning	SR
39	943999-3	X	X	-	-	-		• Hose	• Slang		2
40	*(1348701)*	1	-	-	-	-	SP	• Cable harness	• Ledningsmatta	REPL 1PCS 1395851-7,	5
		-	-	-	-	-				4PCS 3506064-9,	
		-	-	-	-	-				4PCS 3506074-8	
	1395851-7	1	-	-	-	-		• Cable harness	• Ledningsmatta		5
41	3522300-7	-	1	-	-	-		• Cable harness	• Ledningsmatta		5
☆ 42	3537621-9	-	1	-	-	-		• Link arm	• Länkarm		4
43	1307206-1	2	1	-	-	-		• Clip	• Clips		3
☆ 44	3522298-3	-	1	-	-	-		• Control unit	• Styrenhet	(3506972)	5
45	107401-2	-	4	-	-	-		• Screw	• Skruv		2
46	1388198-2	-	1	-	-	-		• Servomotor	• Servomotor		5
47	1388199-0	-	1	-	-	-		• Solenoid valve	• Magnetventil		5
48	1363439-9	-	1	-	-	-		• Temperature sensor	• Temperaturgivare		3
☆ 49	1307200-4	-	1	-	-	-		• Clip	• Clips		4
☆ 49a	1307199-8	-	1	-	-	-		• Clip	• Clips		4
☆ 50	1307296-2	-	1	-	-	-		• Lever	• Hävarm		4
51	3513376-8	-	1	-	-	-		• Vacuum tank	• Vakuumtank		5
52	3522299-1	-	1	-	-	-		• Cable harness	• Ledningsmatta	(3513597)	6
53	1307191-5	-	1	-	-	-		• Seal	• Tätning		5
54	3506064-9	4	-	-	-	-		Adapter	Adapter	3)	3
55	3506074-8	4	-	-	-	-		Adapter	Adapter	3)	3
56	3522962-4	1	-	-	-	-		Fan motor kit	Fläktmotorsats		3
57	968584-3	1	-	-	-	-		• Receptacle housing	• Hylsisolator		3
58	949680-3	2	-	-	-	-		• Cable terminal	• Ledningssko		2
59	3521445-1	1	-	-	-	-		• Fan motor	• Fläktmotor		3
60	3521436-0	1	-	-	-	-		• Cover	• Lock		6
61	3506302-3	1	-	-	-	-		• Cable harness	• Ledningsmatta		4

3) Adapter between 1388208-9, 1388206-3, 1388209-7 and 1395851-7. / Adapter mellan 1388208-9,1388206-3,1388209-7 och 1395851-7.

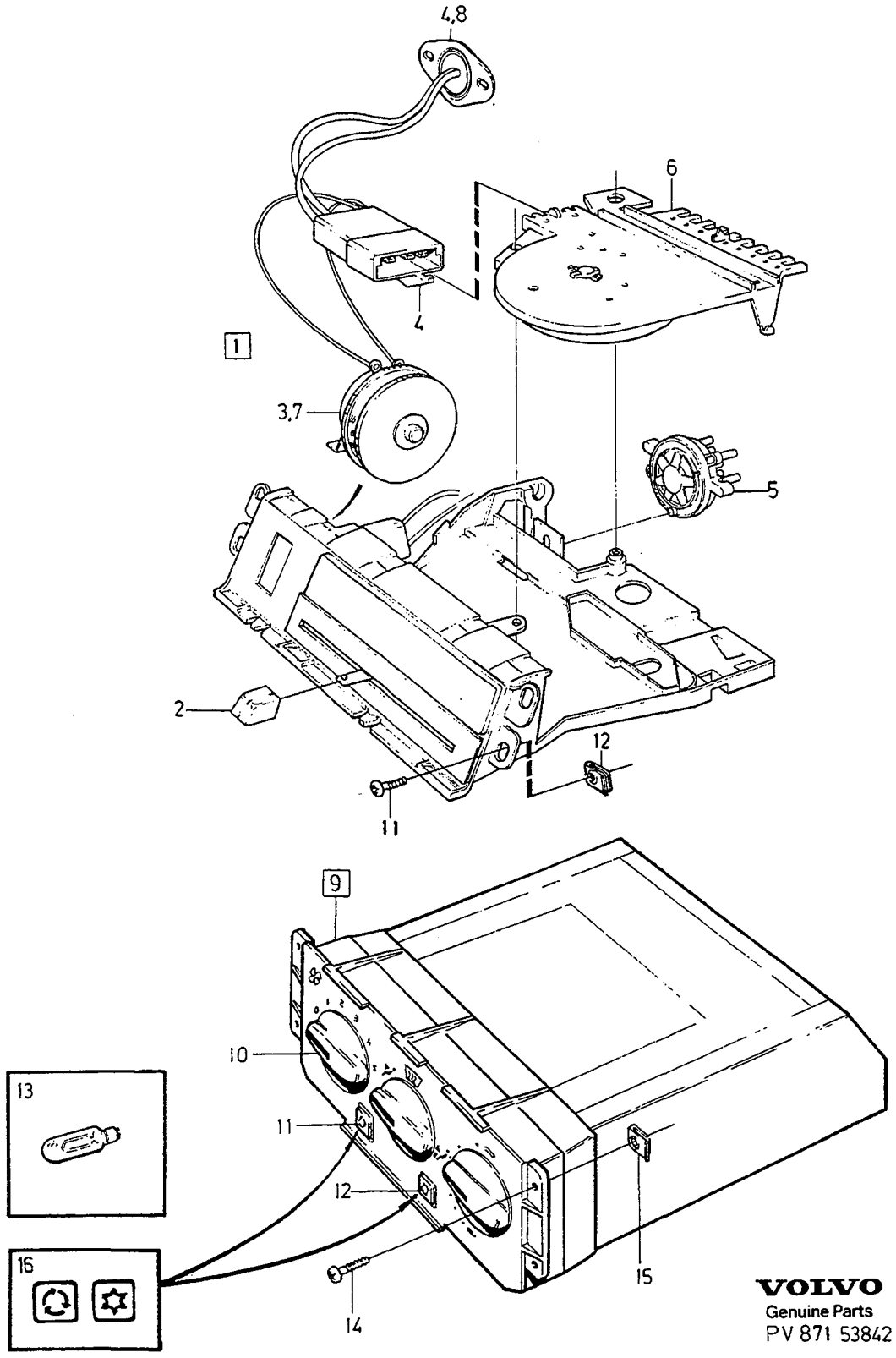

VOLVO
Genuine Parts
PV 871 53842

A	-1987
B	-1987
C	1988-
D	
E	

HEATER CONTROLS — VÄRMEREGLAGE

Group / Grupp 87

Page / Sida 971

Fig	Part No. / Artikel nr	Quantity / Antal A	B	C	D	E	PS	Description	Benämning	Notes / Anmärkning	SR
1	*(1370756)*	1	-	-	-	-	SP	Control	Reglage	REPL 1PCS 1370549-6, 1PCS 1348213-8.	5
	1370549-6	-	1	-	-	-		Control	Reglage		5
2	1323895-1	1	1	-	-	-		• Knob	• Knopp		3
3	1323747-4	-	1	-	-	-		• Control knob	• Kontrollratt	FAHRENHEIT	3
4	1348213-8	1	-	-	-	-		• Sensor	• Givare		3
5	1323749-0	1	1	-	-	-		• Vacuum valve	• Vakuumventil		3
6	1373196-3	1	-	-	-	-		• Switch	• Strömställare		2
7	1323746-6	1	-	-	-	-		Control knob	Kontrollratt	CELSIUS	3
8	1348213-8	-	1	-	-	-		Sensor	Givare		3
9	3522157-1	-	-	1	-	-		Control	Reglage		5
10		-	-	3	-	-	NS	• Handle	• Vred		
11		-	-	1	-	-	NS	• Switch	• Omkopplare	REPL 1PCS 3537555-9	
12		-	-	1	-	-	NS	• Switch	• Omkopplare	REPL 1PCS 3537555-9	
13	3522162-1	-	-	1	-	-		• Lamp blue	• Lampa blå		4
"	3522165-4	-	-	1	-	-		• Lamp yellow	• Lampa gul		4
	3522163-9	-	-	2	-	-		• Lamp green	• Lampa grön		4
	3522164-7	-	-	2	-	-		• Lamp	• Lampa		4
14	972271-1	4	4	4	-	-		Screw	Skruv	(949662)	2
15	1304770-9	4	4	4	-	-		Spring nut	Fjädermutter		2
16	3537555-9	-	-	1	-	-		Decal	Dekal		3

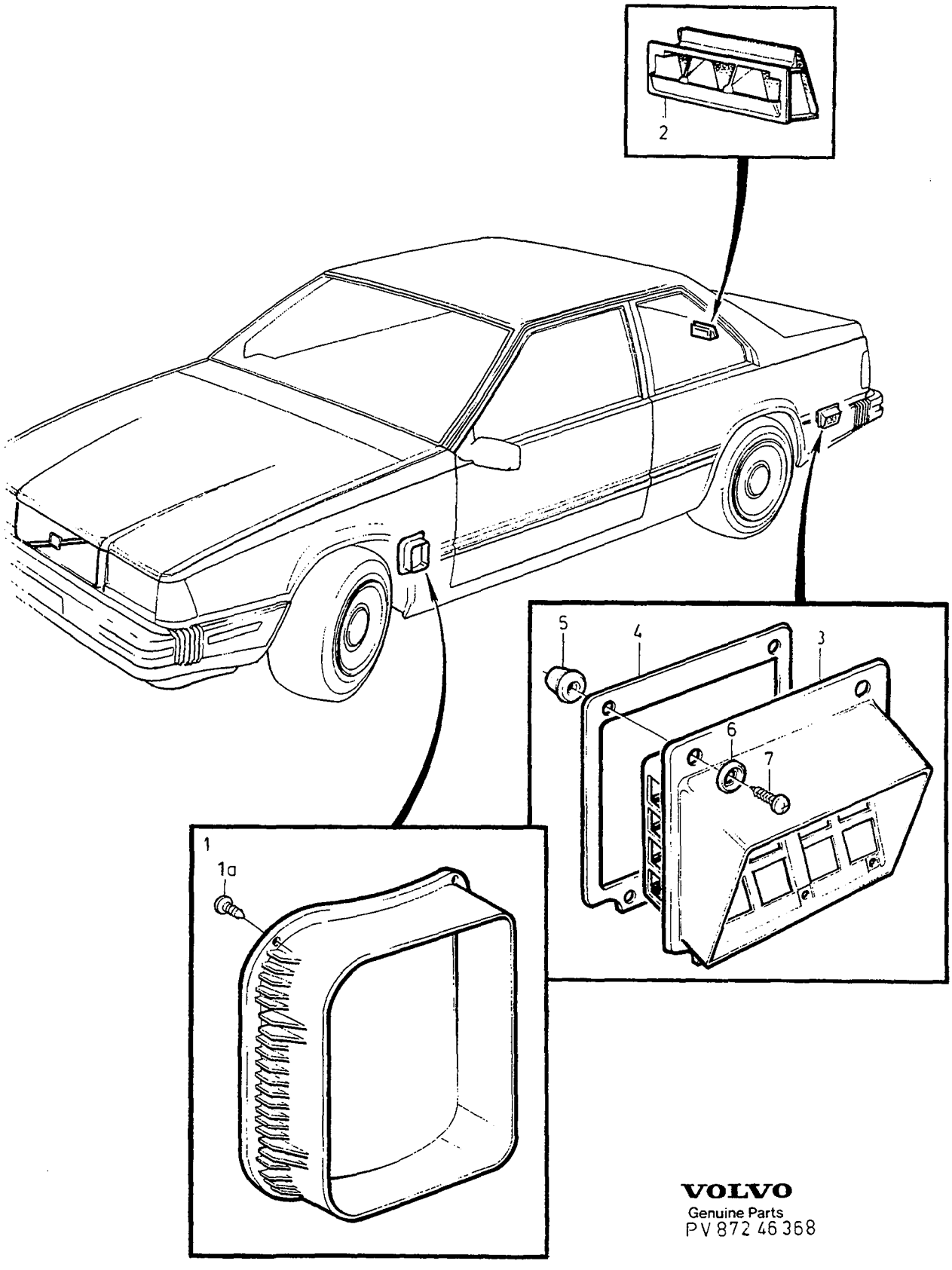

VOLVO
Genuine Parts
PV 872 46 368

A		VENTILATION	VENTILATION	Group Grupp 87
B				
C				Page Sida 973
D				
E				

Fig	Part No. Artikel nr	Quantity / Antal					P S	Description	Benämning	Notes Anmärkning	S R
		A	B	C	D	E					
1	3510262-3	2	-	-	-	-		Lid	Lucka		5
1a	958236-2	8	-	-	-	-		Screw	Skruv	(1396053)	2
2	3513069-9	2	-	-	-	-		Air outlet	Luftutsläpp		5
3	1356196-4	1	-	-	-	-		Ventilation hatch	Ventilationslucka		5
4	1356223-6	2	-	-	-	-		Seal	Tätning		4
5	1341901-5	4	-	-	-	-		Retainer	Hållare		2
6	1341900-7	4	-	-	-	-		Washer	Bricka		4
7	955163-1	4	-	-	-	-		Screw	Skruv		2

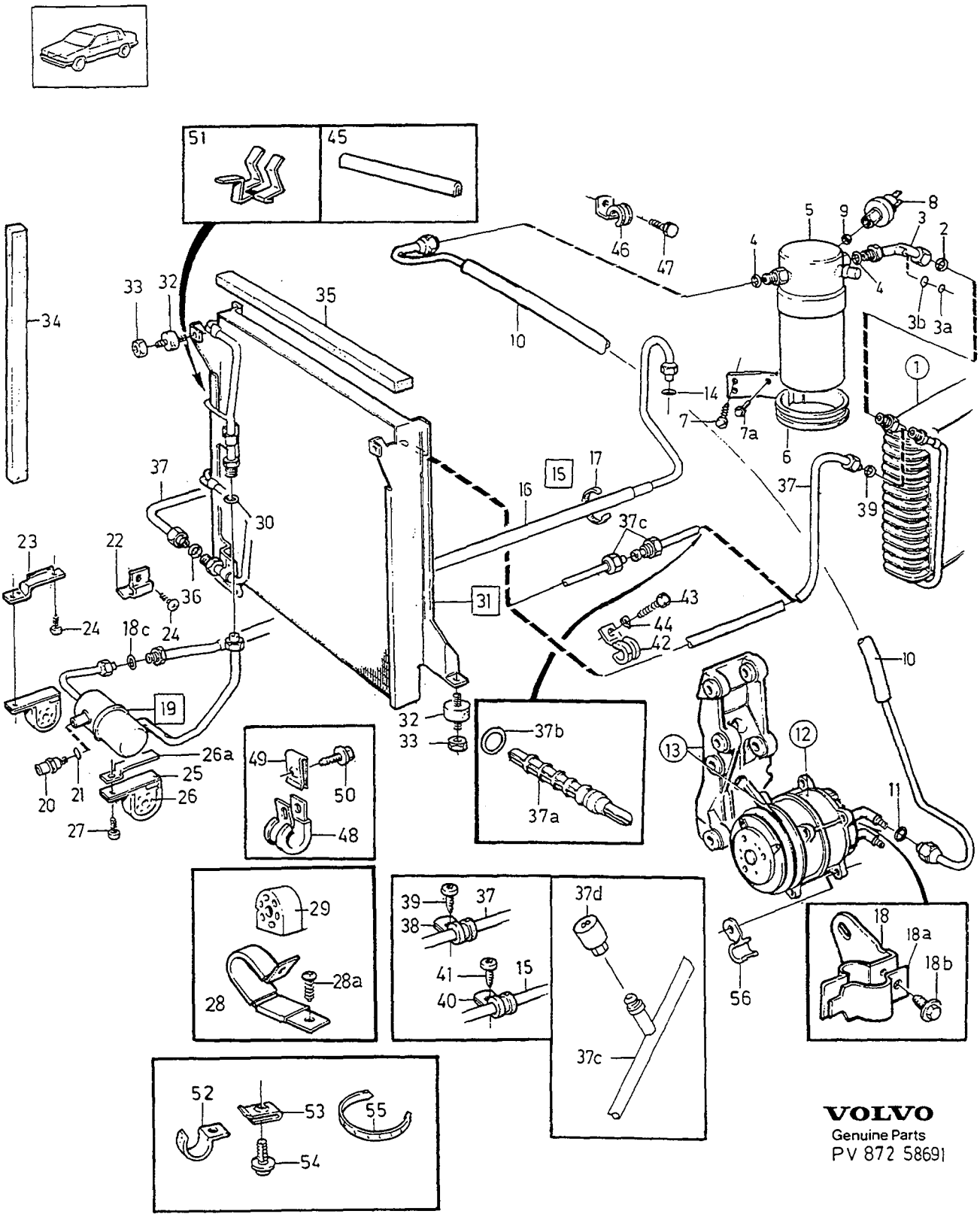

VOLVO
Genuine Parts
PV 872 58691

A
B
C
D
E

AIR CONDITIONING — LUFTKONDITIONERING

Group / Grupp 87

Page / Sida 975

4CYL

Fig	Part No. / Artikel nr	Quantity / Antal A	B	C	D	E	PS	Description	Benämning	Notes / Anmärkning	SR
1		-	-	-	-	-		Evaporator	Evaporator	SEE 87•967	
2	3522589-5	1	-	-	-	-		O-ring	O-ring		5
3	1259367-9	1	-	-	-	-		Connector	Anslutning		5
	3537398-4	1	-	-	-	-		Connector	Anslutning	B204GT	5
3a	3522588-7	1	-	-	-	-		•O-ring	•O-ring		5
3b	3522589-5	1	-	-	-	-		•O-ring	•O-ring		5
4	3522591-1	2	-	-	-	-		O-ring	O-ring		5
5	1258676-4	1	-	-	-	-		Accumulator	Ackumulator		5
6	1348790-5	1	-	-	-	-		Clamp	Klamma		5
	3537396-8	1	-	-	-	-		Clamp	Klamma	B204GT	4
7	965399-9	2	-	-	-	-		Screw	Skruv	1)	2
	969473-8	2	-	-	-	-		Screw	Skruv	2) "TORX"	2
7a	956092-1	1	-	-	-	-		Screw	Skruv	-1989	2
	945358-0	1	-	-	-	-		Flange screw	Flänsskruv	1990-	2
8	1259519-5	1	-	-	-	-		Pressure monitor	Tryckvakt		5
9	3522598-6	1	-	-	-	-		O-ring	O-ring		5
10	1348538-8	1	-	-	-	-		Hose	Slang	-1986	5
	1373532-9	1	-	-	-	-		Hose	Slang	1987-	4
	3537395-0	1	-	-	-	-		Hose	Slang	B204GT	5
11	3522590-3	1	-	-	-	-		O-ring	O-ring		5
12		1	-	-	-	-		Compressor •SEE 87•993	Kompressor •SEE 87•993		
13		1	-	-	-	-		Compressor mountings compressor drive •SEE 87•987	Kompressorupphängning Kompressordrivning •SEE 87•987		
14	3522589-5	1	-	-	-	-		O-ring	O-ring		5
15	1395725-3	1	-	-	-	-		Hose	Slang	(1370164)	5
	3537488-3	1	-	-	-	-		Hose	Slang	B204GT	5
16	948248-0	1	-	-	-	-		•Hose	•Slang	LG 805	2
17	948211-8	1	-	-	-	-		•Strip clamp	•Bandklamma		2
18	1388645-2	1	-	-	-	-		Clamp	Klamma		4
18a	1388644-5	1	-	-	-	-		Brace	Bygel		4
18b	965354-4	1	-	-	-	-		Screw	Skruv	(965358)	2
18c	3522589-5	1	-	-	-	-		O-ring	O-ring		5
19	1388801-1	1	-	-	-	-		Silencer	Ljuddämpare		5
☆ 20	3522398-1	1	-	-	-	-		•Valve	•Ventil	(1323803)	5
21		1	-	-	-	-	NS	O-ring	O-ring		
22	1370639-5	1	-	-	-	-		Bracket, front	Konsol, främre		5
23	1370479-6	1	-	-	-	-		Bracket, rear	Konsol, bakre		5
24	960866-2	3	-	-	-	-		Screw	Skruv		2
25	1388359-0	2	-	-	-	-		Clamp	Klamma		4
26	1325736-5	2	-	-	-	-		Rubber bushing	Gummibussning		2
26a	1365851-3	1	-	-	-	-		Bracket	Konsol	B204GT	4
27	965354-4	2	-	-	-	-		Screw	Skruv	(965358)	2
28	1388689-0	1	-	-	-	-		Clamp	Klamma		4
	1388359-0	1	-	-	-	-		Clamp	Klamma	B204GT	4
28a	965354-4	1	-	-	-	-		Screw	Skruv	(965358)	2
29	1388690-8	1	-	-	-	-		Bushing	Bussning		4
30	3522589-5	1	-	-	-	-		O-ring	O-ring		5
31	1362149-5	1	-	-	-	-		Condenser	Kondensor		5
	1388693-2	1	-	-	-	-		Condenser	Kondensor	B204GT	3
32	1348141-1	4	-	-	-	-		•Rubber cushion	•Gummikudde		3
	1370236-0	2	-	-	-	-		Bushing	Bussning	B204GT	2
33	945407-5	4	-	-	-	-		•Flange nut	•Flänsmutter		2
34	1373965-1	1	-	-	-	-		Seal	Tätning		5
35	1323884-5	1	-	-	-	-		Seal	Tätning		5
36	3522588-7	2	-	-	-	-		O-ring	O-ring		5
37	1388799-7	1	-	-	-	-		Pipe	Rör	-1989	5
	3522737-0	1	-	-	-	-		Hose	Slang	1990-	5

1) CH -6499.
2) CH 6793-

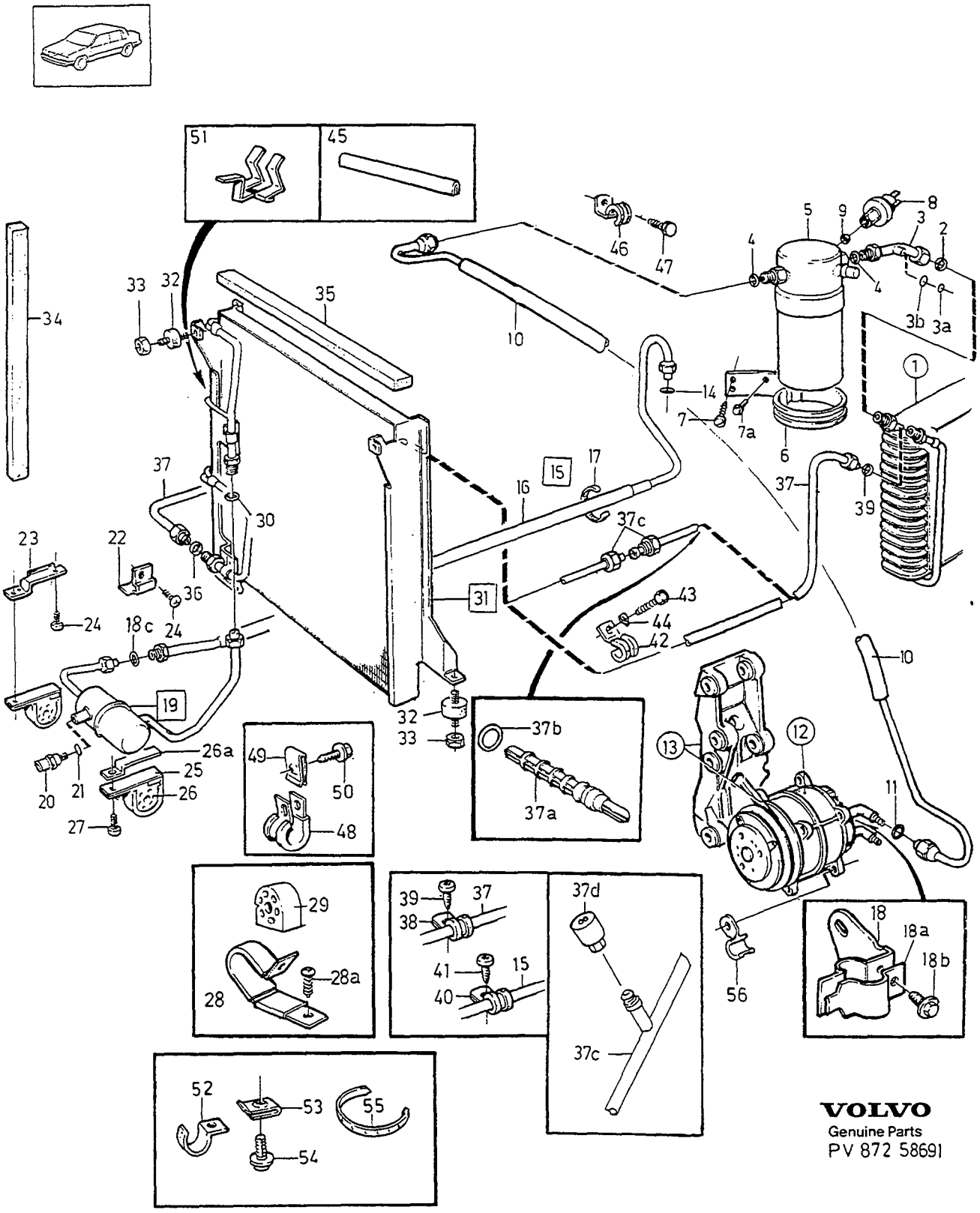

VOLVO
Genuine Parts
PV 872 58691

A
B
C
D
E

AIR CONDITIONING — LUFTKONDITIONERING

Group / Grupp 87

Page / Sida 977

4CYL

Fig	Part No. Artikel nr	Quantity / Antal A	B	C	D	E	P S	Description	Benämning	Notes Anmärkning	S R
	3406767-8	1	-	-	-	-		Pipe	Rör	B204GT	5
37a	1324829-9	1	-	-	-	-		•Expansion valve	•Expansionsventil	1990-	5
37b	3522589-5	1	-	-	-	-		•O-ring	•O-ring	1990-	5
37c	3522733-9	1	-	-	-	-		Pipe	Rör	1990-	5
	3406769-4	1	-	-	-	-		Tube	Rör	B204GT	5
☆ 37d	3537481-8	1	-	-	-	-		•Pressostat	•Pressostat	B204GT (3522473)	5
38	945611-2	1	-	-	-	-		Clamp	Klamma		2
39	965399-9	1	-	-	-	-		Screw	Skruv		2
	946485-0	1	-	-	-	-		Screw	Skruv		2
40	1324361-3	1	-	-	-	-		Clamp	Klamma		2
41	965399-9	1	-	-	-	-		Screw	Skruv		2
	958236-2	1	-	-	-	-		Screw	Skruv	B204GT	2
42	1324004-9	1	-	-	-	-		Clamp	Klamma		5
43	940098-7	1	-	-	-	-		Screw	Skruv		2
44	942336-9	1	-	-	-	-		Spring washer	Fjäderbricka		2
45	679754-2	1	-	-	-	-		Edge protection moulding	Kantskyddslist	LG 60	2
46	1324743-2	1	-	-	-	-		Clamp	Klamma		5
	3537400-8	1	-	-	-	-		Clamp	Klamma	B204GT	5
47	965175-3	1	-	-	-	-		Flange screw	Flänsskruv		2
	965354-4	1	-	-	-	-		Screw	Skruv	B204GT	2
48	1323946-2	1	-	-	-	-		Clamp	Klamma		5
49	191391-2	1	-	-	-	-		Spring nut	Fjädermutter		2
50	968476-2	1	-	-	-	-		Flange screw	Flänsskruv		2
51	3513578-9	2	-	-	-	-		Clip	Clips		4
52	1324053-6	1	-	-	-	-		Clamp	Klamma	B230FT	5
53	191391-2	1	-	-	-	-		Spring nut	Fjädermutter		2
54	968476-2	1	-	-	-	-		Flange screw	Flänsskruv		2
55	948211-8	1	-	-	-	-		Strip clamp	Bandklamma		2
56	*(3522318)*	1	-	-	-	-	SP	Clamp	Klamma	(1370038)	5

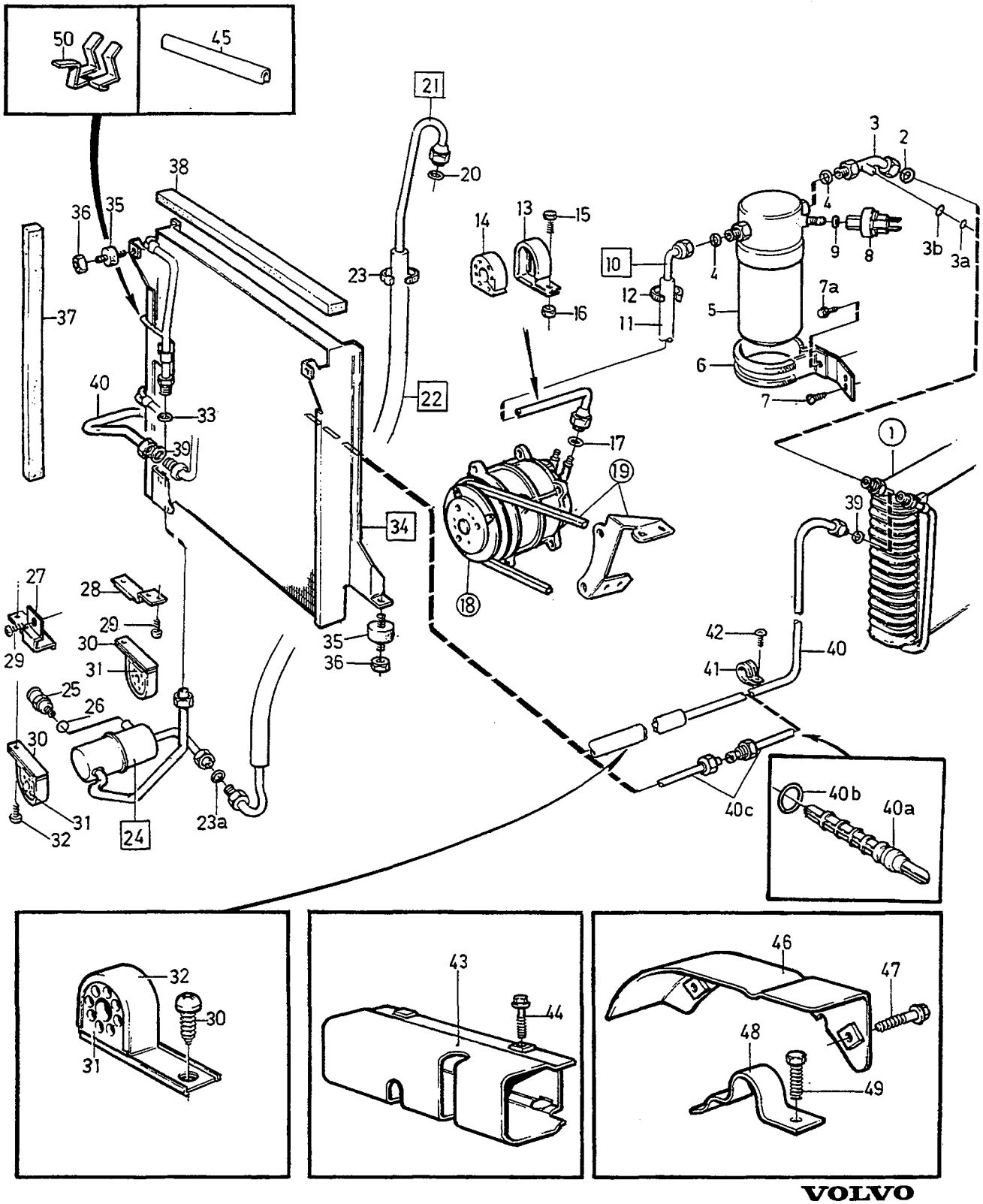

VOLVO
Genuine Parts
PV 872 54079

A
B
C
D
E

AIR CONDITIONING — LUFTKONDITIONERING

Group / Grupp 87

Page / Sida 979

6CYL

Fig	Part No. Artikel nr	Quantity / Antal A	B	C	D	E	PS	Description	Benämning	Notes Anmärkning	SR
1		1	-	-	-	-		Evaporator	Evaporator	SEE 87•967	
2	3522587-9	1	-	-	-	-		O-ring	O-ring		5
3	1259367-9	1	-	-	-	-		Connector	Anslutning		5
3a	3522587-9	1	-	-	-	-		•O-ring	•O-ring		5
3b	3522588-7	1	-	-	-	-		•O-ring	•O-ring		5
4	3522591-1	2	-	-	-	-		O-ring	O-ring		5
5	1258676-4	1	-	-	-	-		Accumulator	Ackumulator		5
6	1348790-5	1	-	-	-	-		Clamp	Klamma		5
7	965399-9	2	-	-	-	-		Screw	Skruv	1)	2
	969473-8	2	-	-	-	-		Screw	Skruv	2)	2
7a	956092-1	1	-	-	-	-		Screw	Skruv	-1989	2
	945358-0	1	-	-	-	-		Flange screw	Flänsskruv	1990-	2
8	1259519-5	1	-	-	-	-		Pressure monitor	Tryckvakt		5
9	3522598-6	1	-	-	-	-		O-ring	O-ring		5
10	1388739-3	1	-	-	-	-		Hose	Slang	-1987	4
	3513535-9	1	-	-	-	-		Hose	Slang	1988-	4
11	948248-0	1	-	-	-	-		•Hose	•Slang		2
12	948211-8	1	-	-	-	-		•Strip clamp	•Bandklamma		2
13	3514873-3	1	-	-	-	-		Clamp	Klamma	(1370039)	5
14	1348244-3	1	-	-	-	-		Bushing	Bussning		4
15	970947-8	1	-	-	-	-		Screw	Skruv	(955317)	2
16	971071-6	1	-	-	-	-		Nut	Mutter	(955783)	2
17	3522590-3	1	-	-	-	-		O-ring	O-ring		5
18		1	-	-	-	-		Compressor •SEE 87•989	Kompressor •SEE 87•989		
19		1	-	-	-	-		Compressor mountings compressor drive •SEE 87•989	Kompressorupphängning Kompressordrivning •SEE 87•989		
20	3522589-5	1	-	-	-	-		O-ring	O-ring		5
21	1388244-4	1	-	-	-	-		Hose	Slang		4
22	948248-0	X	-	-	-	-		•Hose	•Slang		2
23	948211-8	1	-	-	-	-		•Strip clamp	•Bandklamma		2
23a	3522589-5	1	-	-	-	-		O-ring	O-ring		5
24	1388801-1	1	-	-	-	-		Silencer	Ljuddämpare		5
☆ 25	3522398-1	1	-	-	-	-		•Valve	•Ventil	(1323803)	5
26		1	-	-	-	-	NS	•O-ring	•O-ring		
27	1370639-5	1	-	-	-	-		Bracket, front	Konsol, främre		5
28	1370479-6	1	-	-	-	-		Bracket, rear	Konsol, bakre		5
29	960866-2	3	-	-	-	-		Screw	Skruv		2
30	1388359-0	3	-	-	-	-		Clamp	Klamma		4
31	1325736-5	3	-	-	-	-		Rubber bushing	Gummibussning		2
32	965354-4	3	-	-	-	-		Screw	Skruv	(965358)	2
33	3522589-5	1	-	-	-	-		O-ring	O-ring		5
34	1362149-5	1	-	-	-	-		Condenser	Kondensor		5
35	1348141-1	4	-	-	-	-		•Rubber cushion	•Gummikudde		3
36	945407-5	4	-	-	-	-		•Flange nut	•Flänsmutter		2
37	1373965-1	2	-	-	-	-		Seal	Tätning	-1989	5
	3537019-6	2	-	-	-	-		Seal	Tätning	1990-	5
38	1323884-5	1	-	-	-	-		Seal	Tätning		5
39	3522589-5	2	-	-	-	-		O-ring	O-ring		5
40	1388799-7	1	-	-	-	-		Pipe	Rör	-1989	5
	3522737-0	1	-	-	-	-		Hose	Slang	1990-	5
40a	1324829-9	1	-	-	-	-		•Expansion valve	•Expansionsventil	1990-	5
40b	3522589-5	1	-	-	-	-		•O-ring	•O-ring	1990-	5
40c	3522733-9	1	-	-	-	-		Pipe	Rör	1990-	5
41	945611-2	2	-	-	-	-		Clamp	Klamma		2
42	965399-9	2	-	-	-	-		Screw	Skruv		2
43	1388701-3	1	-	-	-	-		Heat shield	Värmesköld		4

1) CH -6499.
2) CH 6793-

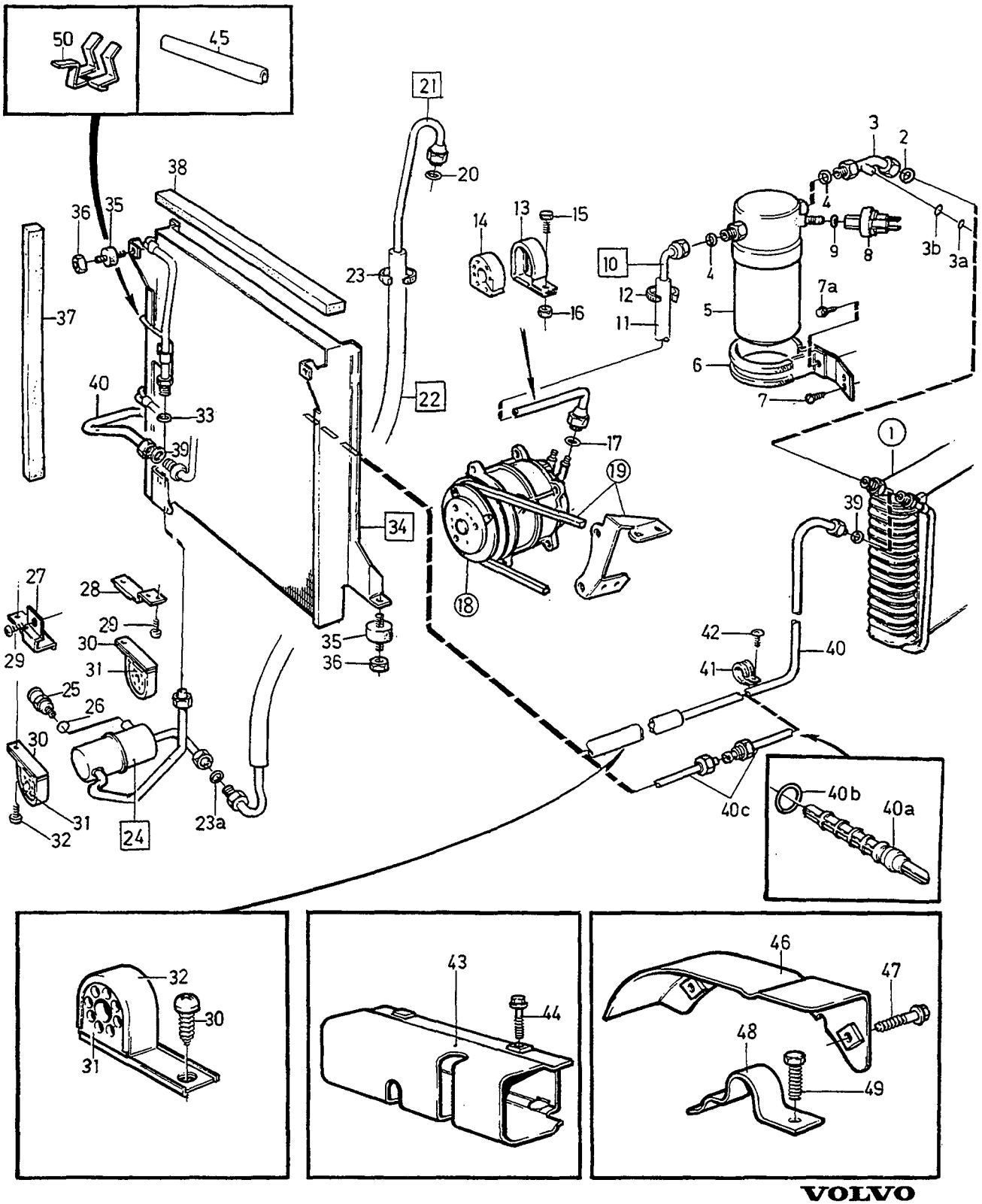

VOLVO
Genuine Parts
PV 872 54079

A
B
C
D
E

AIR CONDITIONING — LUFTKONDITIONERING

Group / Grupp: 87

Page / Sida: 981

6CYL

Fig	Part No. Artikel nr	Quantity / Antal A	B	C	D	E	PS	Description	Benämning	Notes Anmärkning	SR
44	965180-3	2	-	-	-	-		Flange screw	Flänsskruv		2
45	679754-2	1	-	-	-	-		Edge protection moulding	Kantskyddslist	LG 60	2
46	1395028-2	1	-	-	-	-		Protecting plate	Skyddsplåt	-1987	5
	3513534-2	1	-	-	-	-		Protecting plate	Skyddsplåt	1988-	5
47	946329-0	1	-	-	-	-		Flange screw	Flänsskruv		2
48	1388600-7	1	-	-	-	-		Cap	Överfall		3
☆ 49	972015-2	1	-	-	-	-		Screw	Skruv	(948460)	2
50	3513578-9	4	-	-	-	-		Clip	Clips	B280	4

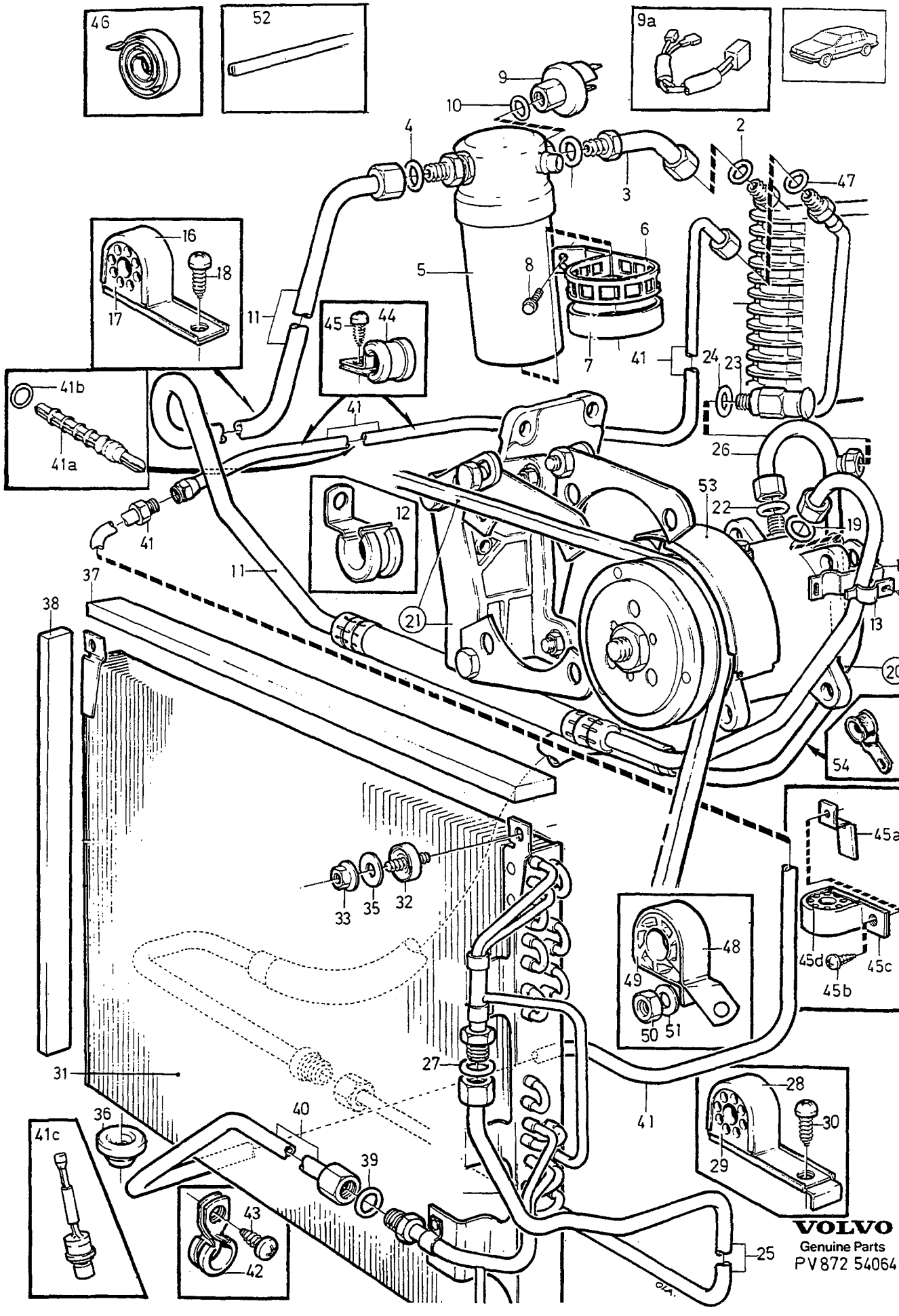

VOLVO
Genuine Parts
PV 872 54064

A	1986
B	1987-1989
C	1990-
D	
E	

AIR CONDITIONING — LUFTKONDITIONERING

DSL

Group / Grupp 87

Page / Sida 983

Fig	Part No. / Artikel nr	Quantity / Antal A	B	C	D	E	PS	Description	Benämning	Notes / Anmärkning	SR
1		1	1	1	-	-		Evaporator	Evaporator	SEE 87•967	
2	3522589-5	1	1	1	-	-		O-ring	O-ring		5
3	1259367-9	1	1	1	-	-		Connector	Anslutning		5
4	3522591-1	2	2	2	-	-		O-ring	O-ring		5
5	1258676-4	1	1	1	-	-		Accumulator	Ackumulator		5
6	1348790-5	1	1	1	-	-		Clamp	Klamma		5
7		1	1	1	-	-	NS	•Rubber moulding	•Gummilist		
8	968289-9	2	2	-	-	-		Screw	Skruv	1)	2
	969473-8	-	2	-	-	-		Screw	Skruv	2)	2
	956092-1	1	1	-	-	-		Screw	Skruv		2
	945358-0	-	-	1	-	-		Flange screw	Flänsskruv		2
9	1259519-5	1	1	1	-	-		Pressure monitor	Tryckvakt		5
9a	3522345-2	1	1	1	-	-		Cable harness	Ledningsmatta		5
10	3522598-6	1	1	1	-	-		O-ring	O-ring		5
11	1348537-0	1	-	-	-	-		Hose	Slang		5
	3522683-6	-	1	-	-	-		Hose	Slang	CH -8482 (1388166)	4
	3522683-6	-	1	1	-	-		Hose	Slang	CH 8483-	4
12	1324743-2	1	-	-	-	-		Clamp	Klamma		5
13	1388809-4	-	1	1	-	-		Brace	Bygel		4
14	1388810-2	-	1	1	-	-		Clamp	Klamma		5
15	965354-4	-	1	1	-	-		Screw	Skruv	(965358)	2
16	1388689-0	-	1	1	-	-		Clamp	Klamma		4
17	1388690-8	-	1	1	-	-		Bushing	Bussning		4
18	965354-4	-	1	1	-	-		Screw	Skruv	(965358)	2
19	3522590-3	1	1	1	-	-		O-ring	O-ring		5
20		1	1	1	-	-		Compressor •SEE 87•991	Kompressor •SEE 87•991		
21		1	1	1	-	-		Compressor mountings compressor drive •SEE 87•991	Kompressorupphängning Kompressordrivning •SEE 87•991		
22	3522589-5	1	1	1	-	-		O-ring	O-ring		5
☆ 23	3522398-1	1	1	1	-	-		Valve	Ventil	(1323803)	5
24		1	1	1	-	-	NS	O-ring	O-ring		
25	1373494-2	1	1	1	-	-		Pipe	Rör		5
26	1395886-3	1	1	1	-	-		Hose	Slang		5
27	3522589-5	1	1	1	-	-		O-ring	O-ring		5
28	3513118-4	2	1	1	-	-		Clamp	Klamma		4
29	1325736-5	2	1	1	-	-		Rubber bushing	Gummibussning		2
30	965399-9	2	-	-	-	-		Screw	Skruv		2
	965354-4	-	1	1	-	-		Screw	Skruv	(965358)	2
31	1388693-2	1	1	1	-	-		Condenser	Kondensor	(1348169)	3
32	1348141-1	2	2	2	-	-		•Rubber cushion	•Gummikudde		3
33	945407-5	4	2	2	-	-		•Flange nut	•Flänsmutter		2
35	960140-2	2	2	2	-	-		Washer	Bricka	(960139)	2
36	1370236-0	2	2	2	-	-		Bushing	Bussning		2
37	1323884-5	1	1	-	-	-		Seal upper	Tätning övre	(1348170)	5
38	1373965-1	-	2	2	-	-		Seal	Tätning		5
39	3522588-7	1	1	1	-	-		O-ring	O-ring		5
40	3522268-6	1	1	-	-	-		Pipe front	Rör främre		5
	3522735-4	-	-	1	-	-		Pipe	Rör		5
41	3522347-8	1	1	-	-	-		Pipe rear	Rör bakre		5
	3522737-0	-	-	1	-	-		Hose	Slang		5
41a	1324829-9	-	-	1	-	-		•Expansion valve	•Expansionsventil		5
41b	3522589-5	-	-	1	-	-		•O-ring	•O-ring		5
41c	3522247-0	1	1	-	-	-		Pressostat	Pressostat		5
42	1324361-3	1	1	1	-	-		Clamp	Klamma		2
43	958236-2	1	1	1	-	-		Screw	Skruv		2
44	945611-2	2	2	2	-	-		Clamp	Klamma		2

1) CH -6499.
2) CH 6793-

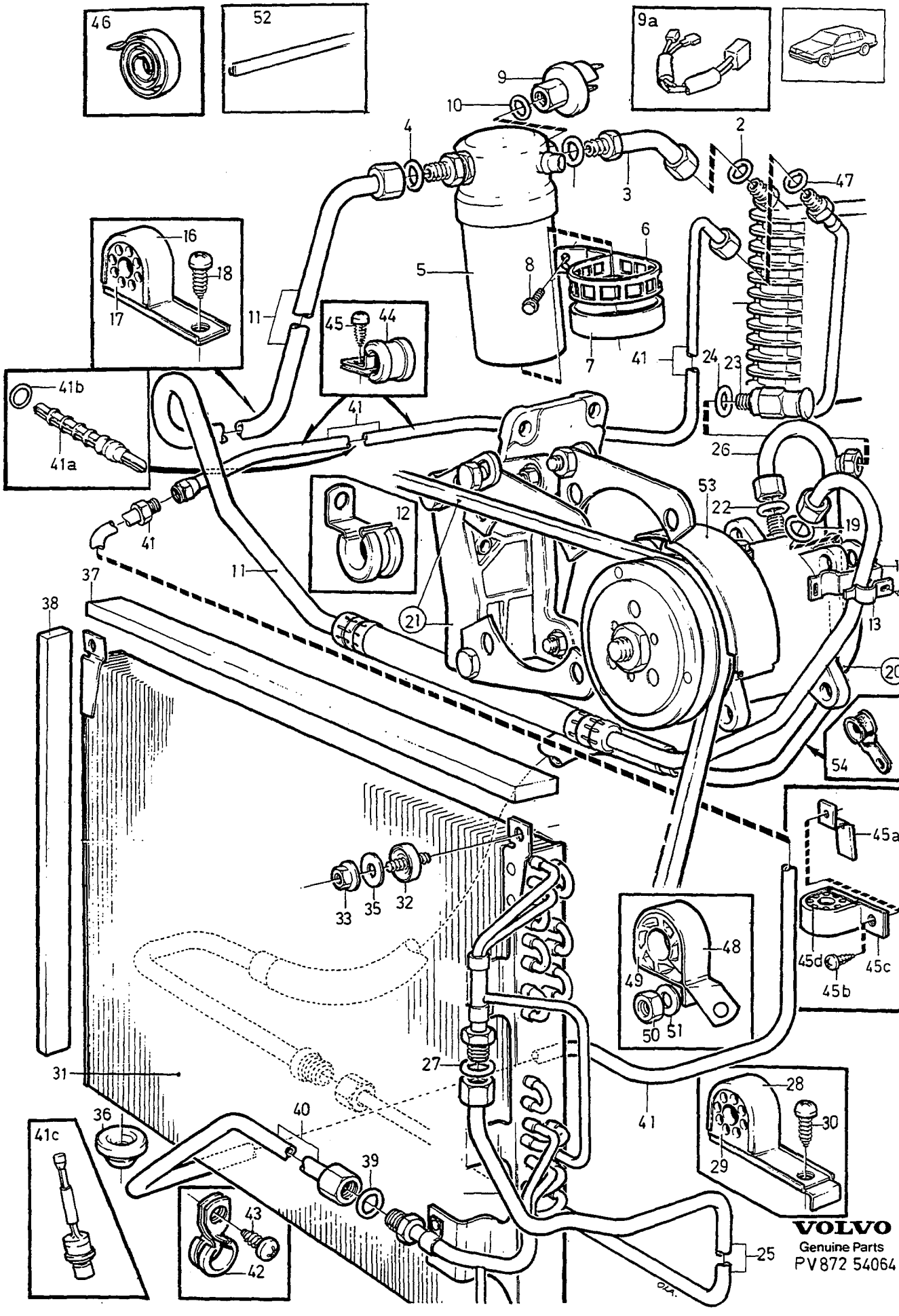
46
52
9a
9
10
4
2
47
3
16
18
17
11
45
44
6
5
8
7
41
24
23
41b
41a
41
26
53
22
19
12
14
13
15
37
38
21
20
54
45a
33
35
32
48
49
50
51
45d
45c
45b
31
27
28
30
29
36
40
41c
39
43
42
25
VOLVO
Genuine Parts
PV872 54064

A	1986
B	1987-1989
C	1990-
D	
E	

AIR CONDITIONING — LUFTKONDITIONERING

DSL

Group / Grupp 87

Page / Sida 985

Fig	Part No. Artikel nr	Quantity / Antal A	B	C	D	E	PS	Description	Benämning	Notes Anmärkning	SR
45	945970-2	2	2	2	-	-		Screw	Skruv		2
45a	1365851-3	-	1	-	-	-		Bracket	Konsol	CH-4814	4
45b	965358-5	-	2	-	-	-		Screw	Skruv	CH-4814	2
45c	1388359-0	-	1	-	-	-		Clamp	Klamma	CH-4814	4
	1388359-0	-	-	1	-	-		Clamp	Klamma		4
45d	1325736-5	-	1	-	-	-		Rubber bushing	Gummibussning	CH-4814	2
	1325736-5	-	-	1	-	-		Rubber bushing	Gummibussning		2
46	1277210-9	X	X	X	-	-		Butyl tape	Butyltejp	LG 220 mm	2
47	3522589-5	1	1	1	-	-		O-ring	O-ring		5
48	1348246-8	1	-	-	-	-		Clamp	Klamma		4
49	1348244-3	1	-	-	-	-		•Bushing	•Bussning		4
50	955781-0	1	-	-	-	-		Nut	Mutter		2
51	960140-2	1	-	-	-	-		Washer	Bricka	(960139)	2
52	679754-2	1	1	-	-	-		Edge protection moulding	Kantskyddslist	LG 60 mm	2
53	1395688-3	-	1	-	-	-		Protecting casing	Skyddskåpa	CH -8482	4
	3522780-0	-	1	1	-	-		Protecting casing	Skyddskåpa	CH 8483-	4
54	3513027-7	-	1	1	-	-		Clamp	Klamma		5
		1	1	1	-	-		Fan kit	Fläktsats	SEE 26•287	

B 204 GT

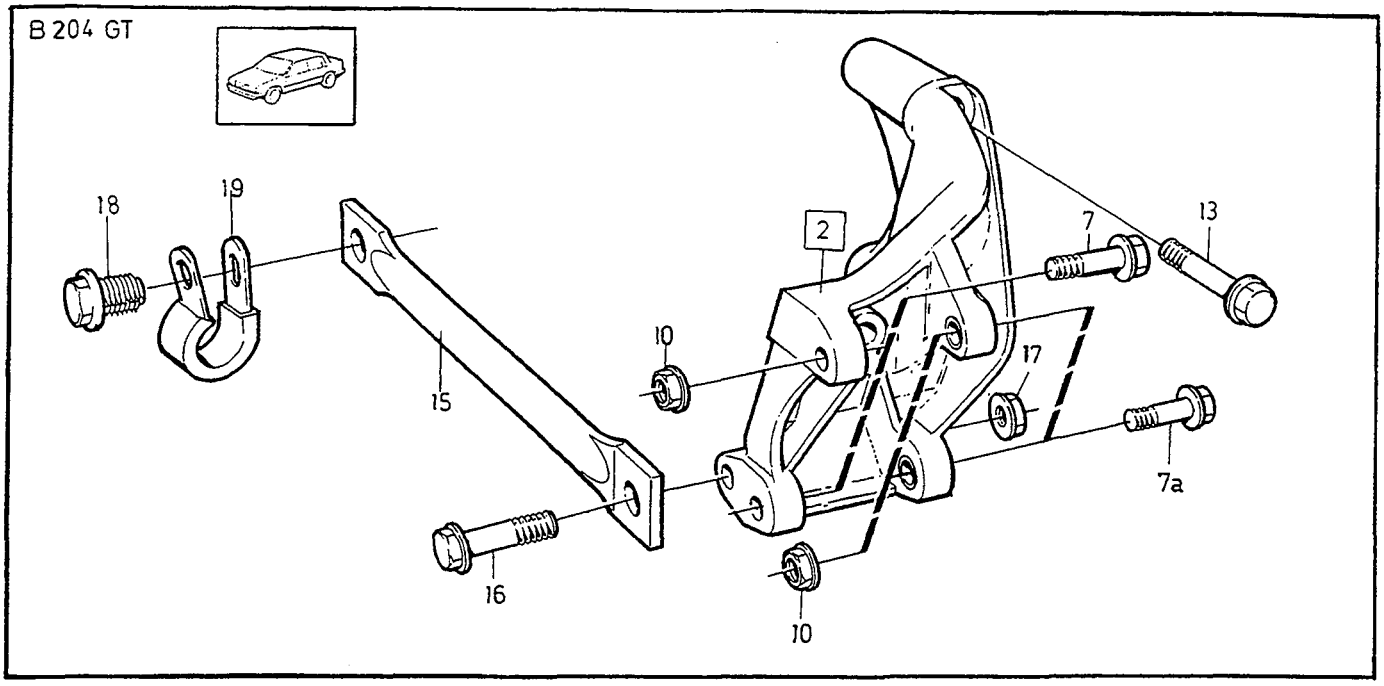

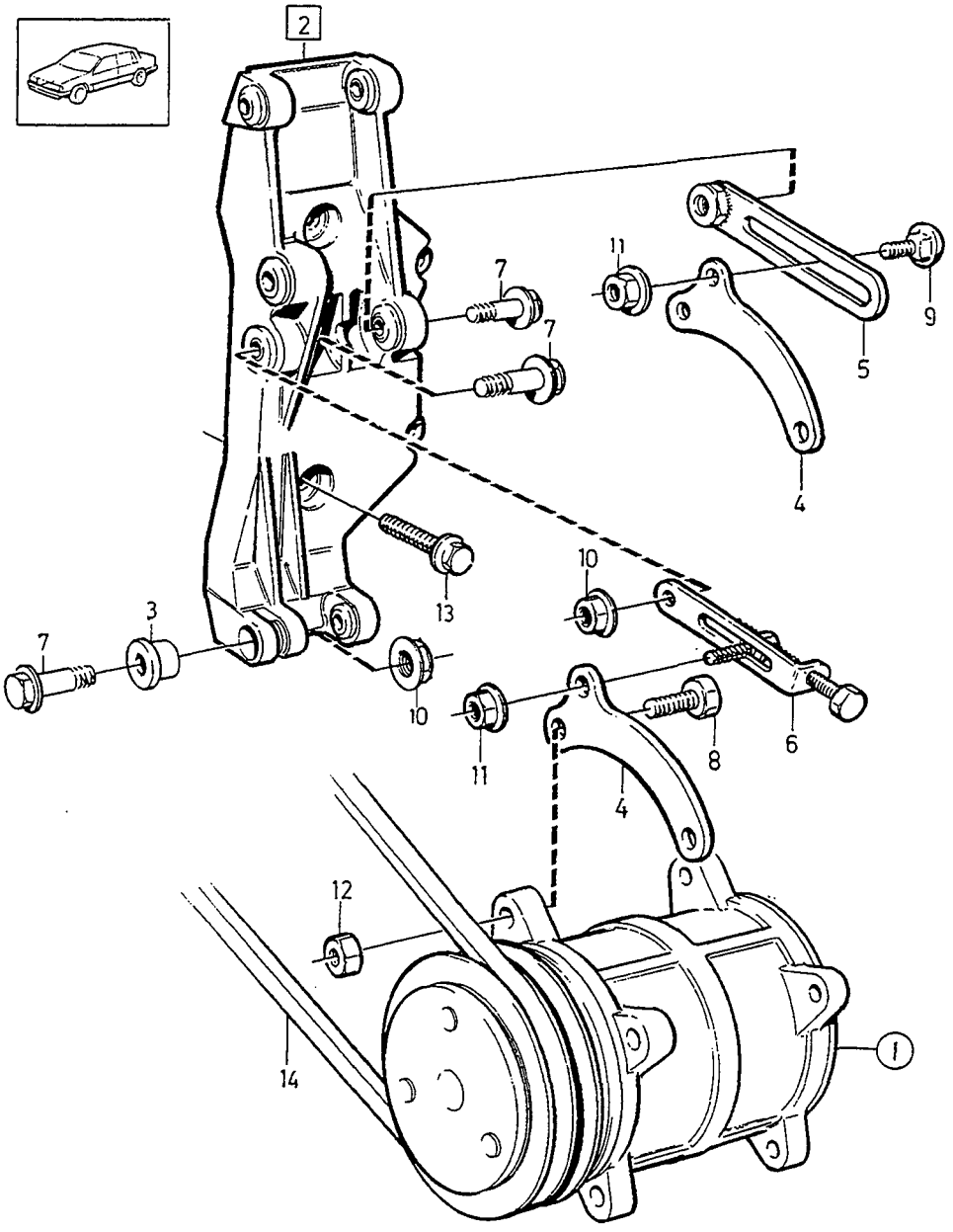

VOLVO
Genuine Parts
PV 873 58079

A
B
C
D
E

COMPRESSOR COMPRESSOR MOUNTINGS KOMPRESSOR
COMPRESSOR DRIVE KOMPRESSORUPPHÄNGNING
KOMPRESSORDRIVNING

Group
Grupp
87

Page
Sida
987

4CYL

Fig	Part No. Artikel nr	Quantity / Antal A	B	C	D	E	PS	Description	Benämning	Notes Anmärkning	SR
1	*(1324630)*	1	-	-	-	-	SP	Compressor	Kompressor	REPL 1PCS 1395590-1	5
	(1395590)	1	-	-	-	-	SP	Compressor	Kompressor	REPL 1PCS 3513066-5	5
	3513066-5	1	-	-	-	-		Compressor	Kompressor		5
		-	-	-	-	-		•SEE 87•993	•SEE 87•993		
2	3514231-4	1	-	-	-	-		Bracket	Konsol	(1336938)	3
	3514138-1	1	-	-	-	-		Bracket	Konsol	B204GT	5
3	463909-2	7	-	-	-	-		•Rubber bushing	•Gummibussning		5
4	1336942-6	4	-	-	-	-		Attaching arm	Fästarm		5
5	1357709-3	1	-	-	-	-		Tensioning arm rear	Spännarm bakre		5
6	1336944-2	1	-	-	-	-		Tensioning arm front	Spännarm främre		5
7	948217-5	3	-	-	-	-		Flange screw	Flänsskruv	LG 45	2
	965181-1	1	-	-	-	-		Flange screw	Flänsskruv	LG 70	2
	965220-7	2	-	-	-	-		Flange screw	Flänsskruv	L 45,B204GT	2
7a	965221-5	2	-	-	-	-		Flange screw	Flänsskruv	LG 55,B204GT	2
8	970948-6	8	-	-	-	-		Screw	Skruv	B200ET(955138)	2
	946472-8	8	-	-	-	-		Flange screw	Flänsskruv	B230FT	2
9	948438-7	1	-	-	-	-		Screw	Skruv		2
10	948645-7	3	-	-	-	-		Flange lock nut	Flänslåsmutter		2
	971098-9	4	-	-	-	-		Flange lock nut	Flänslåsmutter	B204GT	2
11	968862-3	2	-	-	-	-		Flange nut	Flänsmutter	(955782)	8
12	971071-6	8	-	-	-	-		Nut	Mutter	(955783) B200ET	2
	971095-5	8	-	-	-	-		Flange nut	Flänsmutter	B230FT	3
13	946472-8	4	-	-	-	-		Flange screw	Flänsskruv		2
	965188-6	3	-	-	-	-		Flange screw	Flänsskruv	B204GT	2
14	973489-8	1	-	-	-	-		V-belt	Kilrem		1
15	3514152-2	1	-	-	-	-		Retainer	Hållare	B204GT	5
16	947760-5	1	-	-	-	-		Flange screw	Flänsskruv	B204GT	2
17	948645-7	1	-	-	-	-		Flange lock nut	Flänslåsmutter	B204GT	2
18	946173-2	1	-	-	-	-		Flange screw	Flänsskruv	B204GT	2
19	949746-2	1	-	-	-	-		Clamp	Klamma	B204GT	2

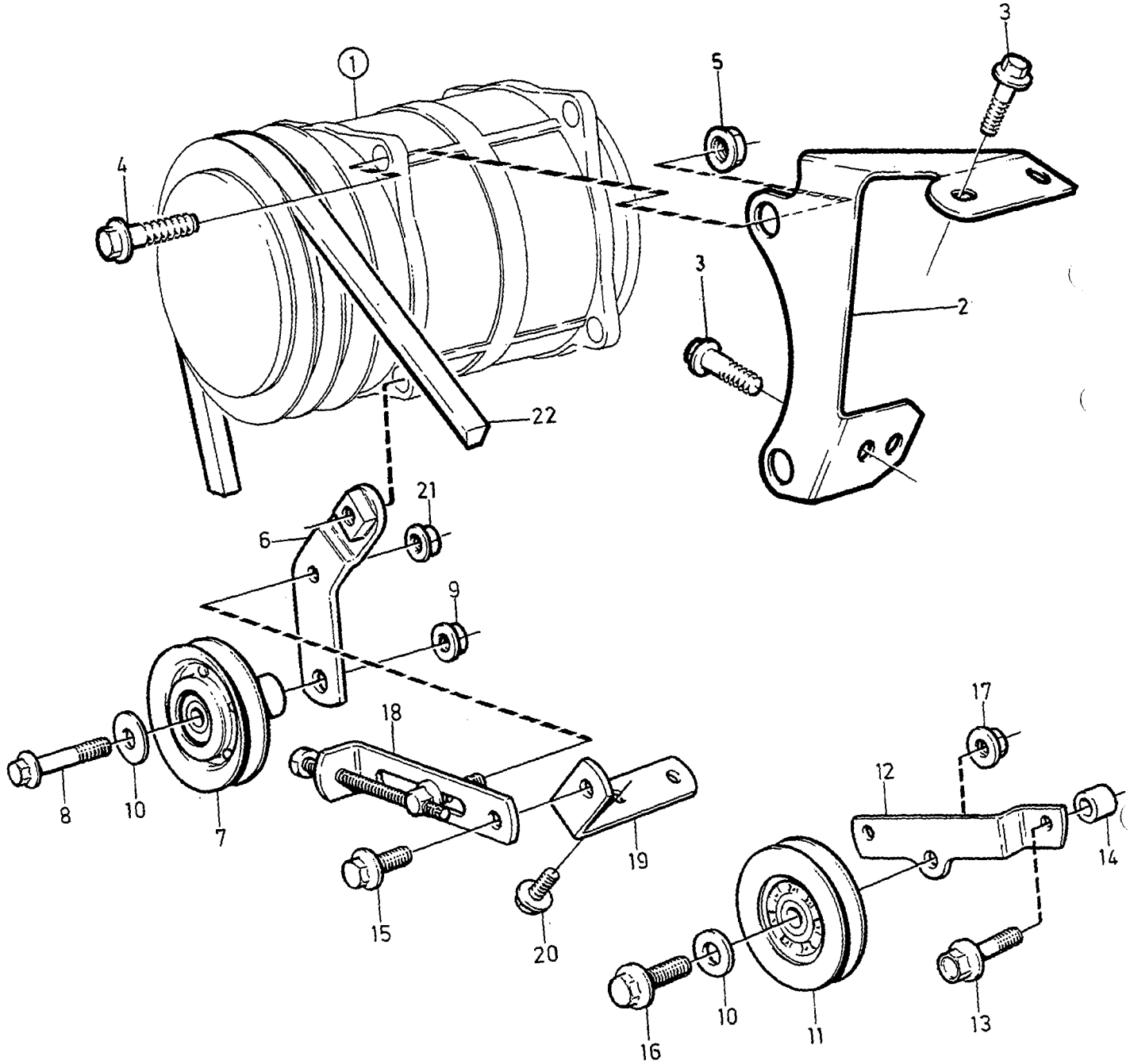

VOLVO
Genuine Parts
PV870 42612

A
B
C
D
E

COMPRESSOR COMPRESSOR MOUNTINGS KOMPRESSOR
COMPRESSOR DRIVE KOMPRESSORUPPHÄNGNING
KOMPRESSORDRIVNING

Group / Grupp 87

Page / Sida 989

6CYL

Fig	Part No. / Artikel nr	Quantity / Antal A	B	C	D	E	P S	Description	Benämning	Notes / Anmärkning	S R
1	*(1395590)*	1	-	-	-	-	SP	Compressor	Kompressor	REPL 1PCS 3513066-5	5
	3513066-5	1	-	-	-	-		Compressor	Kompressor	-1987	5
		-	-	-	-	-		•SEE 87•993	•SEE 87•993		
	3513146-5	1	-	-	-	-		Compressor	Kompressor	1988 -	5
2	1274599-8	2	-	-	-	-		Bracket	Konsol		5
3	946173-2	6	-	-	-	-		Flange screw	Flänsskruv		2
4	946752-3	4	-	-	-	-		Flange screw	Flänsskruv		2
5	971095-5	2	-	-	-	-		Flange nut	Flänsmutter	(945409)	3
6	1357658-2	1	-	-	-	-		Retainer	Hållare		5
7	1271357-4	1	-	-	-	-		Idler pulley	Brytrulle		5
8	965216-5	1	-	-	-	-		Flange screw	Flänsskruv		2
9	948645-7	1	-	-	-	-		Flange lock nut	Flänslåsmutter		2
10	960141-0	2	-	-	-	-		Washer	Bricka		2
11	1271353-3	1	-	-	-	-		Roller	Rulle		5
12	1357657-4	1	-	-	-	-		Retainer	Hållare		5
13	947737-3	1	-	-	-	-		Screw	Skruv		2
14	1357350-6	1	-	-	-	-		Spacer sleeve	Distanshylsa		5
15	946173-2	2	-	-	-	-		Flange screw	Flänsskruv		2
16	946671-5	1	-	-	-	-		Flange screw	Flänsskruv		2
17	948645-7	1	-	-	-	-		Flange lock nut	Flänslåsmutter		2
18	1274945-3	1	-	-	-	-		Tensioning arm	Spännarm		5
19	1357656-6	1	-	-	-	-		Anchorage	Fäste		5
20	965215-7	1	-	-	-	-		Flange screw	Flänsskruv		2
21	945408-3	1	-	-	-	-		Flange nut	Flänsmutter		2
22	973545-7	1	-	-	-	-		V-belt	Kilrem		1

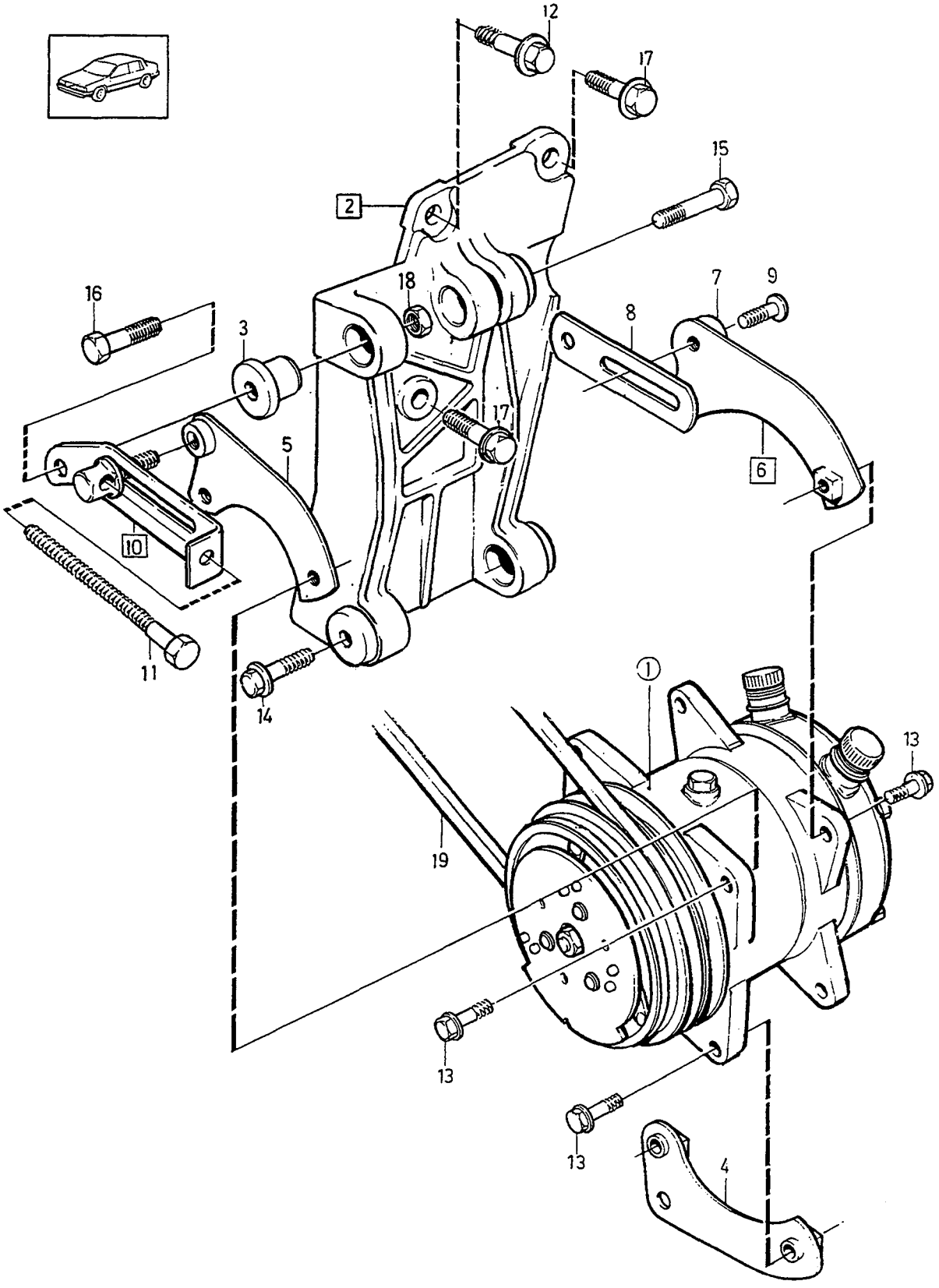

VOLVO
Genuine Parts
PV 873 47661

A
B
C
D
E

COMPRESSOR COMPRESSOR MOUNTINGS KOMPRESSOR
COMPRESSOR DRIVE KOMPRESSORUPPHÄNGNING
KOMPRESSORDRIVNING

Group / Grupp 87

Page / Sida 991

DSL

Fig	Part No. / Artikel nr	Quantity / Antal A	B	C	D	E	PS	Description	Benämning	Notes / Anmärkning	SR
1	*(1259340)*	1	-	-	-	-	SP	Compressor	Kompressor	CH -8482 REPL 1PCS 3513598-7	5
		-	-	-	-	-		•SEE 87•995	•SEE 87•995		
	3513598-7	1	-	-	-	-		Compressor	Kompressor	CH 8483-	5
2	1257464-6	1	-	-	-	-		Bracket	Konsol		5
3	463909-2	5	-	-	-	-		•Rubber bushing	•Gummibussning		5
4	1257671-6	2	-	-	-	-		Attaching arm lower	Fästarm nedre		5
5	1257669-0	1	-	-	-	-		Attaching arm front	Fästarm främre		5
6	1257673-2	1	-	-	-	-		Attaching arm rear	Fästarm bakre		5
7		1	-	-	-	-	NS	•Spacer ring	•Distansring		
8	1257466-1	1	-	-	-	-		Tensioning arm rear	Spännarm bakre		5
9	1257340-8	1	-	-	-	-		Screw	Skruv		5
10	1328826-1	1	-	-	-	-		Tensioning arm front	Spännarm främre		5
11	1336962-4	1	-	-	-	-		•Screw	•Skruv		3
12	946472-8	2	-	-	-	-		Flange screw	Flänsskruv	-1987	2
	946472-8	1	-	-	-	-		Flange screw	Flänsskruv	1988-	2
13	946671-5	8	-	-	-	-		Flange screw	Flänsskruv		2
14	948217-5	2	-	-	-	-		Flange screw	Flänsskruv		2
15	965181-1	1	-	-	-	-		Flange screw	Flänsskruv		2
16	948217-5	1	-	-	-	-		Flange screw	Flänsskruv		2
17	965185-2	1	-	-	-	-		Flange screw	Flänsskruv	-1987	2
	946752-3	2	-	-	-	-		Flange screw	Flänsskruv	1988-	2
18	945408-3	6	-	-	-	-		Flange nut	Flänsmutter		2
19	973548-1	1	-	-	-	-		V-belt compressor-crankshaft	Kilrem kompressor - vevaxel ..		1

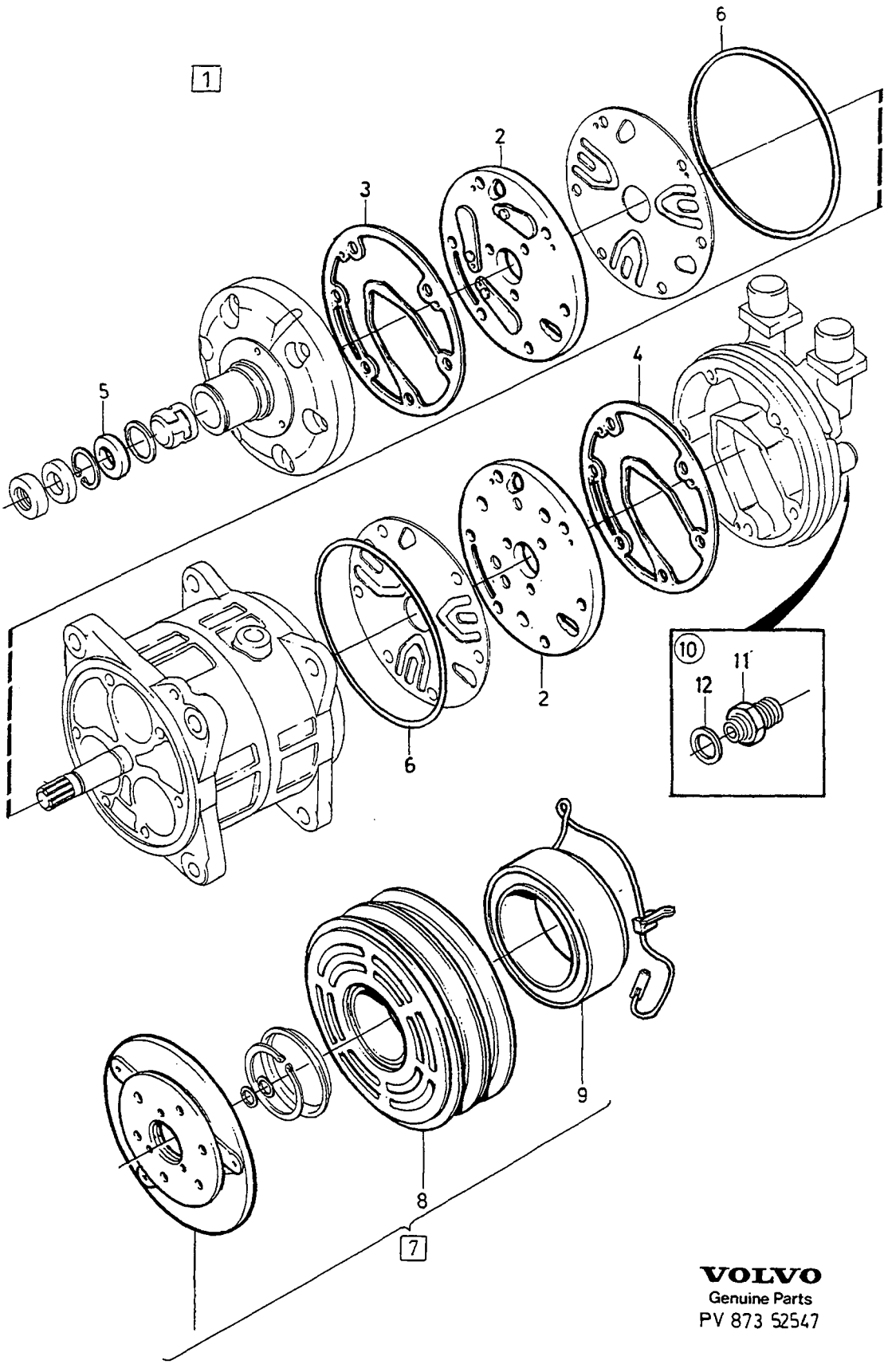

VOLVO
Genuine Parts
PV 873 52547

A		COMPRESSOR	KOMPRESSOR	Group Grupp 87
B				
C				Page Sida 993
D				
E		4CYL, 6CYL		

Fig	Part No. Artikel nr	Quantity / Antal A	B	C	D	E	P S	Description	Benämning	Notes Anmärkning	S R
1	*(1324630)*	1	-	-	-	-	SP	Compressor	Kompressor	REPL 1PCS 1395590-1	5
	(1395590)	1	-	-	-	-	SP	Compressor	Kompressor	REPL 1PCS 3513066-5	5
	3513066-5	1	-	-	-	-		Compressor	Kompressor		5
2	1365536-0	2	-	-	-	-		•Plate	•Platta		5
3	1365537-8	1	-	-	-	-		•Gasket	•Packning		5
4	1365538-6	1	-	-	-	-		•Gasket	•Packning		5
5	1365540-2	1	-	-	-	-		•Seal	•Tätning		5
6	1365541-0	2	-	-	-	-		•O-ring	•O-ring		5
7	1365539-4	1	-	-	-	-		•Clutch	•Koppling		5
8		1	-	-	-	-	NS	••Pulley	••Remskiva		
9		1	-	-	-	-	NS	••Coil	••Spole		
10	3522521-8	1	-	-	-	-		Valve	Ventil	SCHRAEDER	5
11		1	-	-	-	-	KN	•Nipple	•Nippel		
12		2	-	-	-	-	KN	•O-ring	•O-ring		

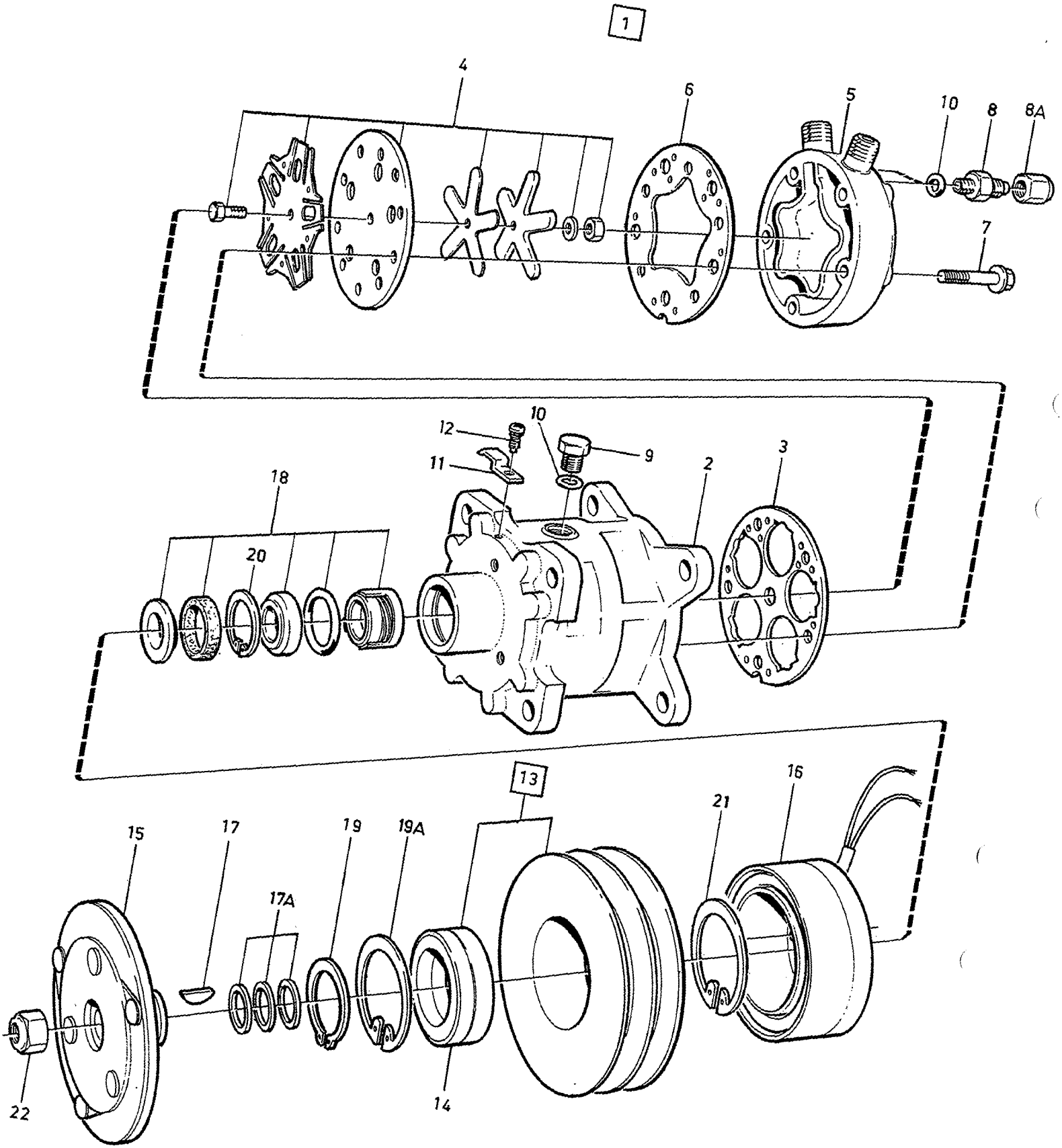
1
4
6
5
10
8
8A
7
12
10
11
9
2
3
18
20
13
16
21
15
17
19
19A
17A
22
14

A
B
C
D
E

COMPRESSOR KOMPRESSOR

Group / Grupp 87

Page / Sida 995

DSL

Fig	Part No. Artikel nr	Quantity / Antal A	B	C	D	E	PS	Description	Benämning	Notes Anmärkning	SR
1	*(1259340)*	1	-	-	-	-	SP	Compressor	Kompressor	REPL 1PCS 3513598-7	5
	3513598-7	1	-	-	-	-		Compressor	Kompressor		5
2		1	-	-	-	-	NS	•Compressor	•Kompressor		
3		1	-	-	-	-		•Gasket	•Packning		
4		1	-	-	-	-	KN	•Valve	•Ventil		
5	1308133-6	1	-	-	-	-		•Cylinder head	•Cylinderhuvud		5
6		1	-	-	-	-		••Gasket	••Packning		
7	1596036-2	5	-	-	-	-		•Screw	•Skruv		4
8	1596025-5	2	-	-	-	-		•Filler valve	•Påfyllningsventil	(1188760)	4
8a	*1188761*	2	-	-	-	-	OP	•Protecting cap	•Skyddshuv		5
9	*1308132*	1	-	-	-	-	NS	•Plug	•Propp		
10	1596026-3	3	-	-	-	-		•O-ring	•O-ring		4
11		1	-	-	-	-	KN	•Clamp	•Klamma		
12		1	-	-	-	-	KN	•Screw	•Skruv		
13		1	-	-	-	-		•Pulley	•Remskiva		
14	*1188763*	1	-	-	-	-	NS	••Bearing	••Lager		
15		1	-	-	-	-	KN	•Friction disc	•Kopplingsskiva		
16	*1188764*	1	-	-	-	-	NS	•Solenoid coil	•Magnetspole		
17	*1695479*	1	-	-	-	-	NS	•Key	•Kil		
17a		3	-	-	-	-	KN	•Spacer washer	•Distansbricka		
18	1695472-9	1	-	-	-	-		•Sealing kit	•Tätningssats		4
19		1	-	-	-	-	KN	•Lock ring	•Låsring		
19a		1	-	-	-	-	KN	•Lock ring	•Låsring		
20	*1596032*	1	-	-	-	-	OP	•Retaining ring	•Spårring		4
21		1	-	-	-	-	KN	•Lock ring	•Låsring		
22		1	-	-	-	-	KN	•Nut	•Mutter		
		1	-	-	-	-		Repair kit	Reparationssats	SEE 87•997	
		1	-	-	-	-		Gasket kit	Packningsats	SEE 87•997	

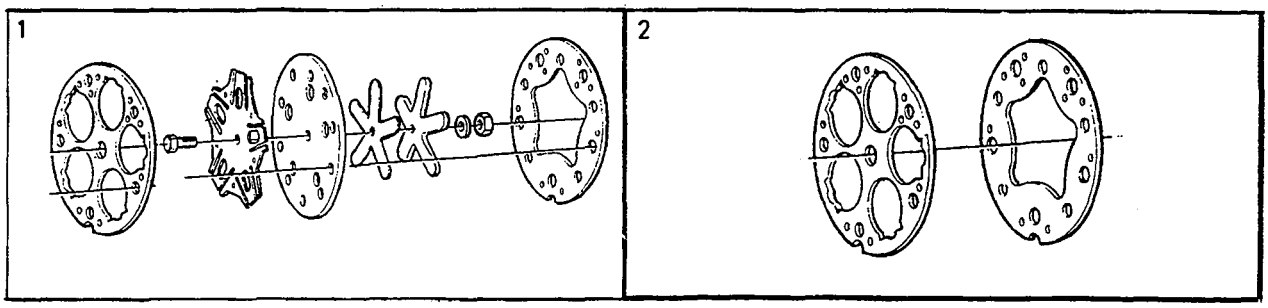
1
2

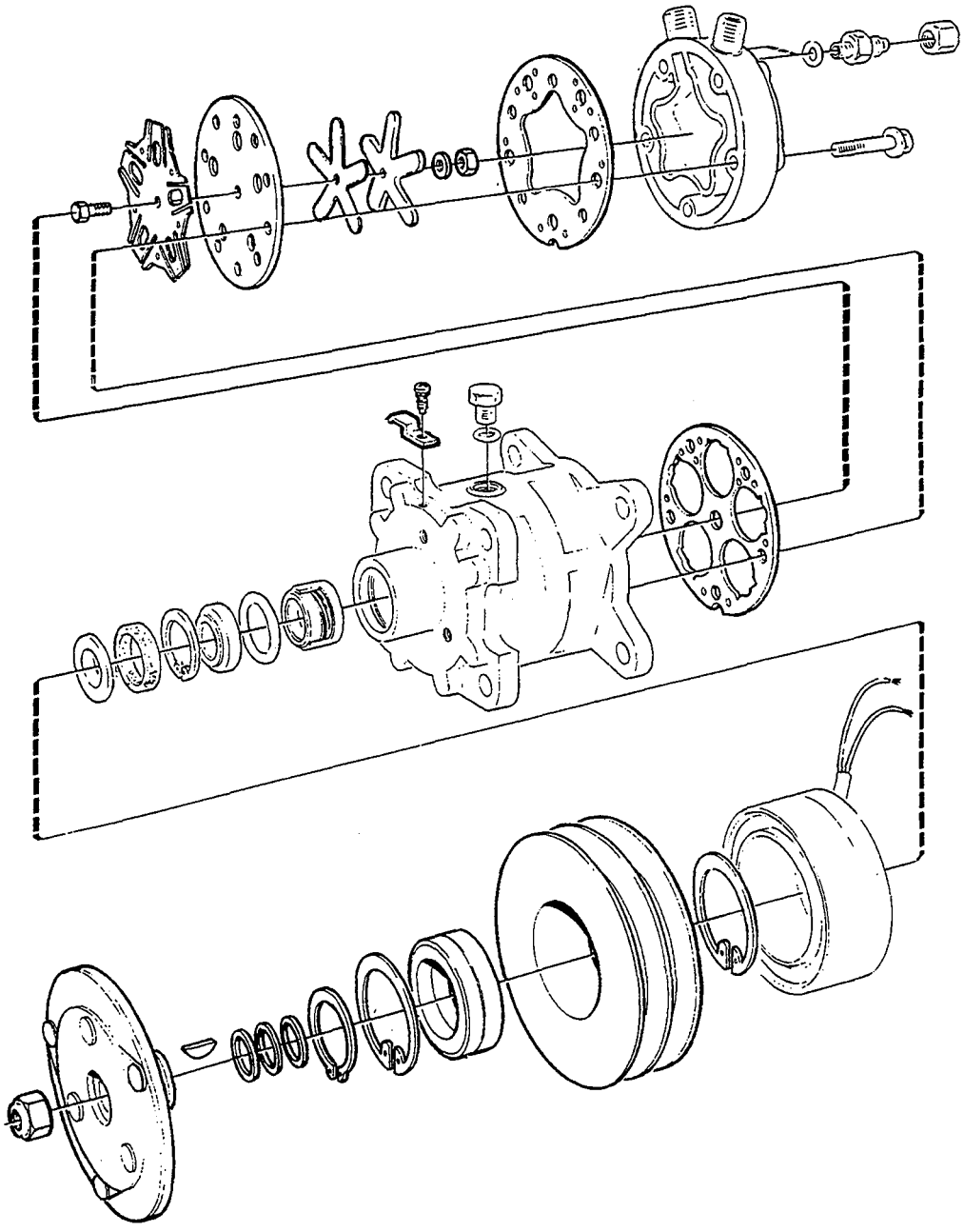

A
B
C
D
E

REPAIR KITS COMPRESSOR — REPARATIONSSATS KOMPRESSOR

Group / Grupp 87

Page / Sida 997

DSL

Fig	Part No. Artikel nr	Quantity / Antal A	B	C	D	E	P S	Description	Benämning	Notes Anmärkning	S R
1	1698666-3	1	-	-	-	-		Repair kit	Reparationssats	(1695474)	3
2	1698665-5	1	-	-	-	-		Gasket kit	Packningsats	(1695473)	3

INTERIOR EQUIPMENT / INVÄNDIG UTRUSTNING

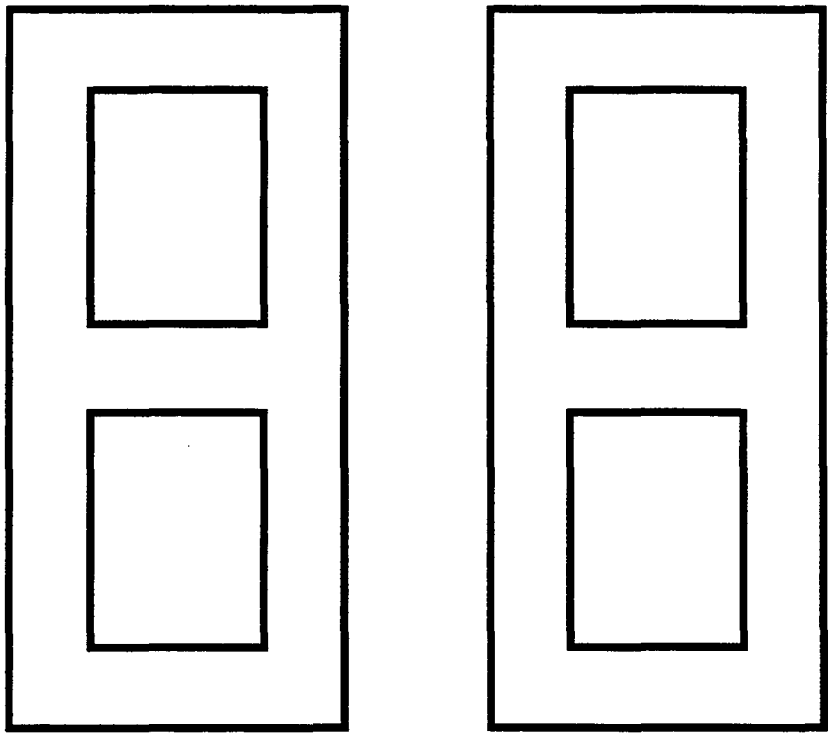

A
B
C
D
E

SUB GROUP
INTERIOR EQUIPMENT

UNDERGRUPP
INVÄNDIG UTRUSTNING

Group
Grupp
88

Page
Sida
999

Fig	Part No. Artikel nr	Quantity / Antal A	B	C	D	E	PS	Description	Benämning	Notes Anmärkning	SR
		-	-	-	-	-		Dashboard upper section	Instrumentbräda Övre sektion .	SEE 88•1001	
		-	-	-	-	-		Dashboard lower section ..... EXC AIR BAG	Instrumentbräda Nedre sektion EXC AIR BAG	SEE 88•1005	
		-	-	-	-	-		Dashboard lower section ..... AIR BAG	Instrumentbräda Nedre sektion AIR BAG	SEE 88•1009	
		-	-	-	-	-		Tunnel console	Tunnelfack	SEE 88•1013	
		-	-	-	-	-		Sun visor,interior rear mirror entry handle	Solskydd, backspegel instegshandtag	SEE 88•1017	
		-	-	-	-	-		Armrest	Armstöd	SEE 88•1019	
		-	-	-	-	-		Head restraint	Nackskydd	SEE 88•1021	
		-	-	-	-	-		Seat belt front	Bilbälte främre	SEE 88•1023	
		-	-	-	-	-		Seat belt rear	Bilbälte bakre	SEE 88•1025	
		-	-	-	-	-		AIR BAG	AIR BAG	SEE 88•1027	

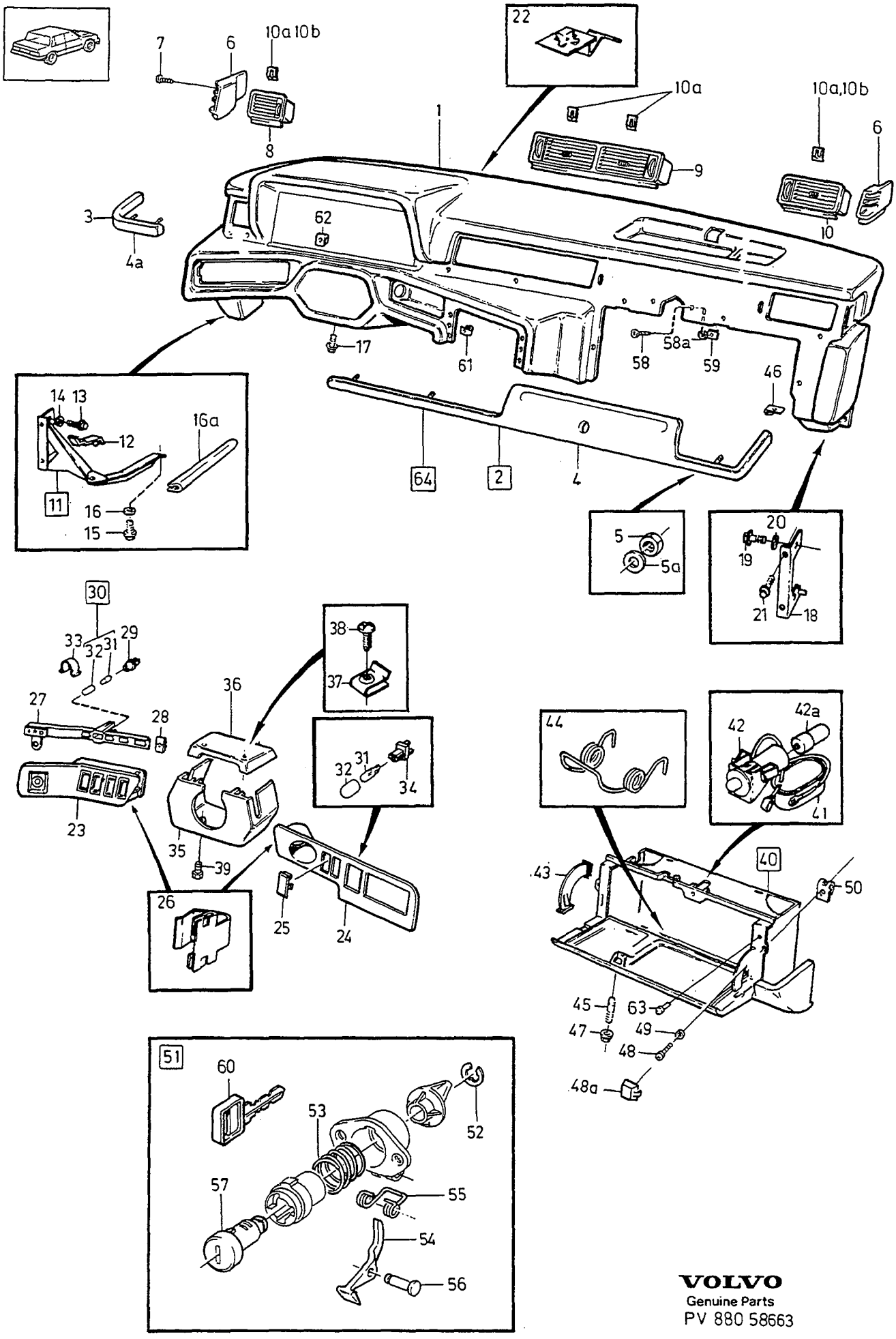

VOLVO
Genuine Parts
PV 880 58663

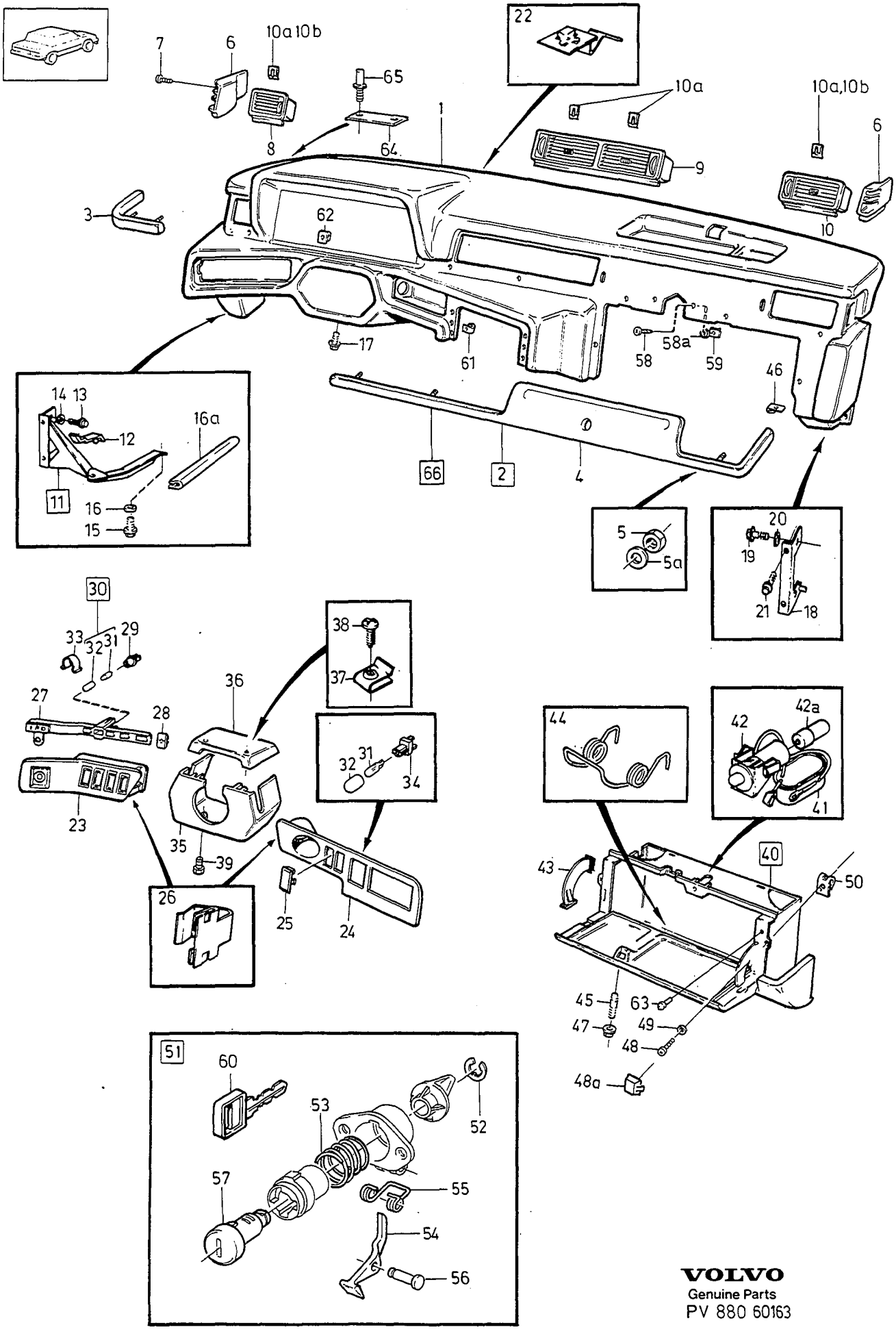

VOLVO
Genuine Parts
PV 880 60163

DASHBOARD UPPER SECTION — INSTRUMENTBRÄDA ÖVRE SEKTION

Group / Grupp: 88
Page / Sida: 1001

Fig	Part No. Artikel nr	Quantity / Antal A	B	C	D	E	PS	Description	Benämning	Notes Anmärkning	SR
1	*(3510192)*	1	-	-	-	-	SP	Instrument panel, grey	Instrumentpanel, grå	1) REPL 1PCS 1374785-2, 1PCS 1374788-6	5
	1374785-2	1	-	-	-	-		Instrument panel, grey	Instrumentpanel, grå	2) -1990	5
	(3510193)	1	-	-	-	-	SP	Instrument panel, blue	Instrumentpanel, blå	1) REPL 1PCS 1374786-0, 1PCS 1374789-4	5
	1374786-0	1	-	-	-	-		Instrument panel, blue	Instrumentpanel, blå	3) 1990	5
	3407165-4	1	-	-	-	-		Instrument panel dark grey	Instrumentpanel mörkgrå	1990-	5
	(1374655)	1	-	-	-	-	SP	Instrument panel, beige	Instrumentpanel, beige	1) REPL 1PCS 1374787-8, 1PCS 1374790-2	5
	1374787-8	1	-	-	-	-		Instrument panel, beige	Instrumentpanel, beige	3)	5
2	271111-7	1	-	-	-	-		Panel kit	Panelsats		5
3	1341883-5	1	-	-	-	-		•Trim moulding, l.h.	•Prydnadslist, v	(3510587)	5
4	*(1341887)*	1	-	-	-	-	SP	•Trim moulding, r.h.	•Prydnadslist, h	-1987 REPL 271111-7	5
	(3510626)	1	-	-	-	-	SP	•Trim moulding, r.h.	•Prydnadslist, h	1988- REPL 271111-7	5
	3406822-1	1	-	-	-	-		Panel kit	Panelsats	1990-.(3406386)	5
4a	3406822-1	1	-	-	-	-		Panel kit	Panelsats	1990-.(3406384)	5
5	955779-4	7	-	-	-	-		Nut	Mutter		2
5a	960137-8	7	-	-	-	-		Washer	Bricka		2
6	3406334-7	1	-	-	-	-		Valve housing, l.h.	Ventilhus, v	(1341833)(3510851)	5
	3406335-4	1	-	-	-	-		Valve housing, r.h.	Ventilhus, h	(1341834)(3510852)	5
7	955154-0	2	-	-	-	-		Screw	Skruv		2
8	1393523-4	1	-	-	-	-		Valve housing	Ventilhus	L.H.	4
9	3537454-5	1	-	-	-	-		Valve housing centre	Ventilhus mittre	(1393524)	4
10	3537455-2	1	-	-	-	-		Valve housing	Ventilhus	R.H.(1393525)	4
10a	1393549-9	5	-	-	-	-		Clip	Clips	-1987	4
10b	3510257-3	4	-	-	-	-		Clip	Clips	1988-	4
11	3527721-9	1	-	-	-	-		Member	Balk	(3519211)	5
12	1321449-9	1	-	-	-	-		•Bracket	•Konsol		4
13	946173-2	2	-	-	-	-		Flange screw	Flänsskruv	-1987	2
	946671-5	2	-	-	-	-		Flange screw	Flänsskruv	1988-	2
14	942356-7	1	-	-	-	-		Washer	Bricka	-1987	2
	960141-0	2	-	-	-	-		Washer	Bricka	1988 -	2
15	949887-4	1	-	-	-	-		Screw	Skruv		2
16	960141-0	1	-	-	-	-		Washer	Bricka		2
16a	1396207-1	X	-	-	-	-		Strip	List		3
17	946544-4	1	-	-	-	-		Flange screw	Flänsskruv		2
18	3519216-0	1	-	-	-	-		Bracket, r.h.	Konsol, h		5
19	946173-2	2	-	-	-	-		Flange screw	Flänsskruv		2
20	960141-0	2	-	-	-	-		Washer	Bricka		2
21	946544-4	4	-	-	-	-		Flange screw	Flänsskruv		2
22	1362196-6	3	-	-	-	-		Clip	Clips		5
23	1258841-4	1	-	-	-	-		Control panel	Reglagepanel		4
24	1324560-0	1	-	-	-	-		Control panel	Reglagepanel	-1987	4
	3510231-8	1	-	-	-	-		Control panel	Reglagepanel	1988-	4
25	1258821-6	X	-	-	-	-		Cover washer	Täckbricka		4
26	1258820-8	2	-	-	-	-		Clip	Clips		3
27	1362207-1	1	-	-	-	-		Light guide	Ljusledare	(1324912)	4
28	1308197-1	1	-	-	-	-		Clip	Clips		3
29	1348298-9	1	-	-	-	-		Bulb socket	Lamphållare		2
30	1323462-0	3	-	-	-	-		Bulb	Glödlampa		1
31	942327-8	1	-	-	-	-		•Bulb	•Glödlampa		1
32		1	-	-	-	-	NS	•Lens	•Lins		
33	1324760-6	1	-	-	-	-		Clamp	Klamma		3
34	1393982-2	2	-	-	-	-		Bulb socket	Lamphållare		2
35	1359426-2	1	-	-	-	-		Cover	Kåpa		4
36	1272640-2	1	-	-	-	-		Cover, upper	Kåpa, övre		4
37	948571-5	2	-	-	-	-		Spring nut	Fjädermutter		2
38	965268-6	2	-	-	-	-		Screw	Skruv		2

1) CH -6499.
2) CH 6500-11299.
3) CH 6793-

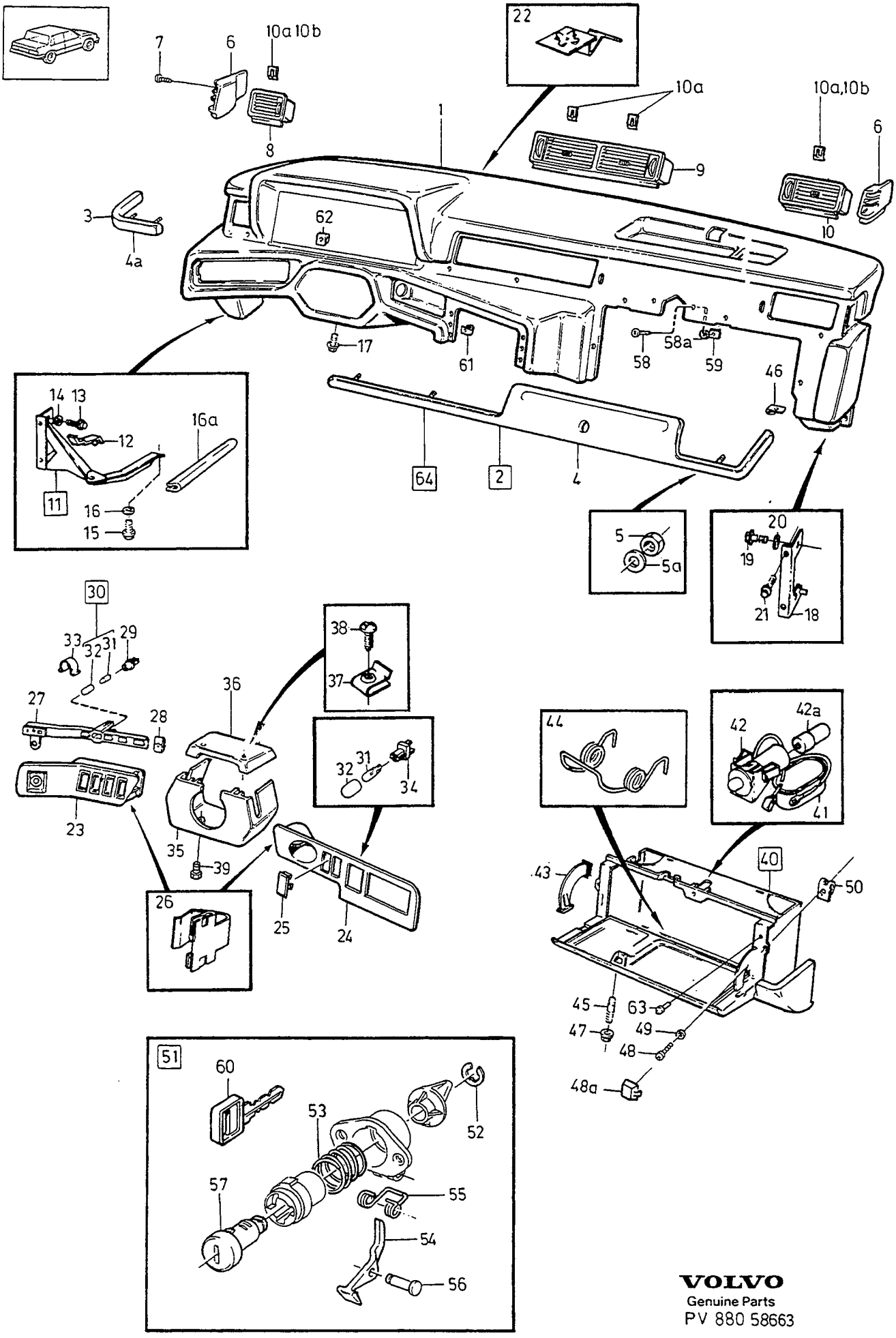

VOLVO
Genuine Parts
PV 880 58663

A
B
C
D
E

DASHBOARD UPPER SECTION — INSTRUMENTBRÄDA ÖVRE SEKTION

Group / Grupp 88

Page / Sida 1003

Fig	Part No. / Artikel nr	Quantity / Antal A	B	C	D	E	PS	Description	Benämning	Notes / Anmärkning	SR
39	969500-8	2	-	-	-	-		Screw	Skruv	(946933)	2
40	3510813-3	1	-	-	-	-		Glove compartment, grey	Handskfack, grå	(1356264) -1990	4
	3510814-1	1	-	-	-	-		Glove compartment, blue	Handskfack, blå	(1356265) -1989	4
	3406509-4	1	-	-	-	-		Glove compartment	Handskfack	1990-	4
	3510815-8	1	-	-	-	-		Glove compartment, beige	Handskfack, beige	(1356266)	4
41	1259314-1	1	-	-	-	-		•Lens	•Lins		4
42	1323887-8	1	-	-	-	-		•Glove compartment lamp	•Handskfacklampa	-1987	4
	(3510664)	1	-	-	-	-	SP	•Glove compartment lamp	•Handskfacklampa	1988-, REPL 1 PCS 1323887-8, 1 PCS 968383-0, 2 PCS 968373-1.	6
42a	182055-4	1	-	-	-	-		•Bulb	•Glödlampa	BA9S 12V2W	1
43	1259383-6	2	-	-	-	-		•Stop arm	•Stopparm		4
44		1	-	-	-	-	NS	•Spring	•Fjäder		
45	1324834-9	1	-	-	-	-		Stud	Pinnskruv	L.H. CH-4271	2
	953032-0	1	-	-	-	-		Stud	Pinnskruv	R.H. CH-4271	2
	946934-7	2	-	-	-	-		Flange screw	Flänsskruv	CH 4272-	2
46	949921-1	2	-	-	-	-		Spring nut	Fjädermutter		2
47	945407-5	2	-	-	-	-		Flange nut	Flänsmutter	CH-4271	2
48	965378-3	2	-	-	-	-		Screw	Skruv		2
	969476-1	2	-	-	-	-		Screw	Skruv	"TORX"	2
48a	1384281-0	2	-	-	-	-		Cap	Lock		5
49	1323863-9	2	-	-	-	-		Washer	Bricka		3
50	1379047-2	2	-	-	-	-		Spring nut	Fjädermutter		3
51	*(1341937)*	1	-	-	-	-	SP	Lock kit	Låssats	REPL 1 PCS 1396434-1	2
52	1356203-8	1	-	-	-	-		•Ring	•Ring		2
53	1341933-8	1	-	-	-	-		•Spring	•Fjäder		2
54	1341934-6	1	-	-	-	-		•Lock lever	•Låshävarm		3
55	1341936-1	1	-	-	-	-		•Spring	•Fjäder		2
56	1341935-3	1	-	-	-	-		•Pin	•Stift		2
57		1	-	-	-	-	NS	•Lock cylinder	•Låscylinder		
		2	-	-	-	-	NS	••Key	••Nyckel		
58	965287-6	2	-	-	-	-		Screw	Skruv		2
58a	940090-4	2	-	-	-	-		Washer	Bricka		2
59	*943122*	2	-	-	-	-	OP	Spring nut	Fjädermutter		2
60	1320306-2	X	-	-	-	-		Key blank	Nyckelämne		2
61	948571-5	6	-	-	-	-		Spring nut	Fjädermutter	-1987	2
62	1347712-0	2	-	-	-	-		Spring nut	Fjädermutter		3
63	1371009-0	4	-	-	-	-		Buffer	Buffert		3
64	3510979-2	1	-	-	-	-		Panel kit	Panelsats	-1989	6
	1341883-5	1	-	-	-	-		•Trim moulding, l.h.	•Prydnadslist, v		5
	271111-7	1	-	-	-	-		•Panel kit	•Panelsats		5
	1341537-7	1	-	-	-	-		•Cover panel, l.h.	•Täckpanel, v	SEE 85•919	5
	1341538-5	1	-	-	-	-		•Cover panel, r.h.	•Täckpanel, h	SEE 85•919	5
	1341555-9	1	-	-	-	-		•Cover panel, l.h.	•Täckpanel, v	SEE 85•937	5
	1341556-7	1	-	-	-	-		•Cover panel, r.h.	•Täckpanel, h	SEE 85•937	5
☆	3406375-0	1	-	-	-	-		Panel kit	Panelsats	1990-	5
	3406822-1	1	-	-	-	-		•Panel kit	•Panelsats		5
	3406376-8	1	-	-	-	-		•Cover panel, l.h.	•Täckpanel, v	SEE 85•919	5
	3406378-4	1	-	-	-	-		•Cover panel, r.h.	•Täckpanel, h	SEE 85•919	5
	3406380-0	1	-	-	-	-		•Cover panel, l.h.	•Täckpanel, v	SEE 85•937	5
	3406382-6	1	-	-	-	-		•Cover panel, r.h.	•Täckpanel, h	SEE 85•937	5

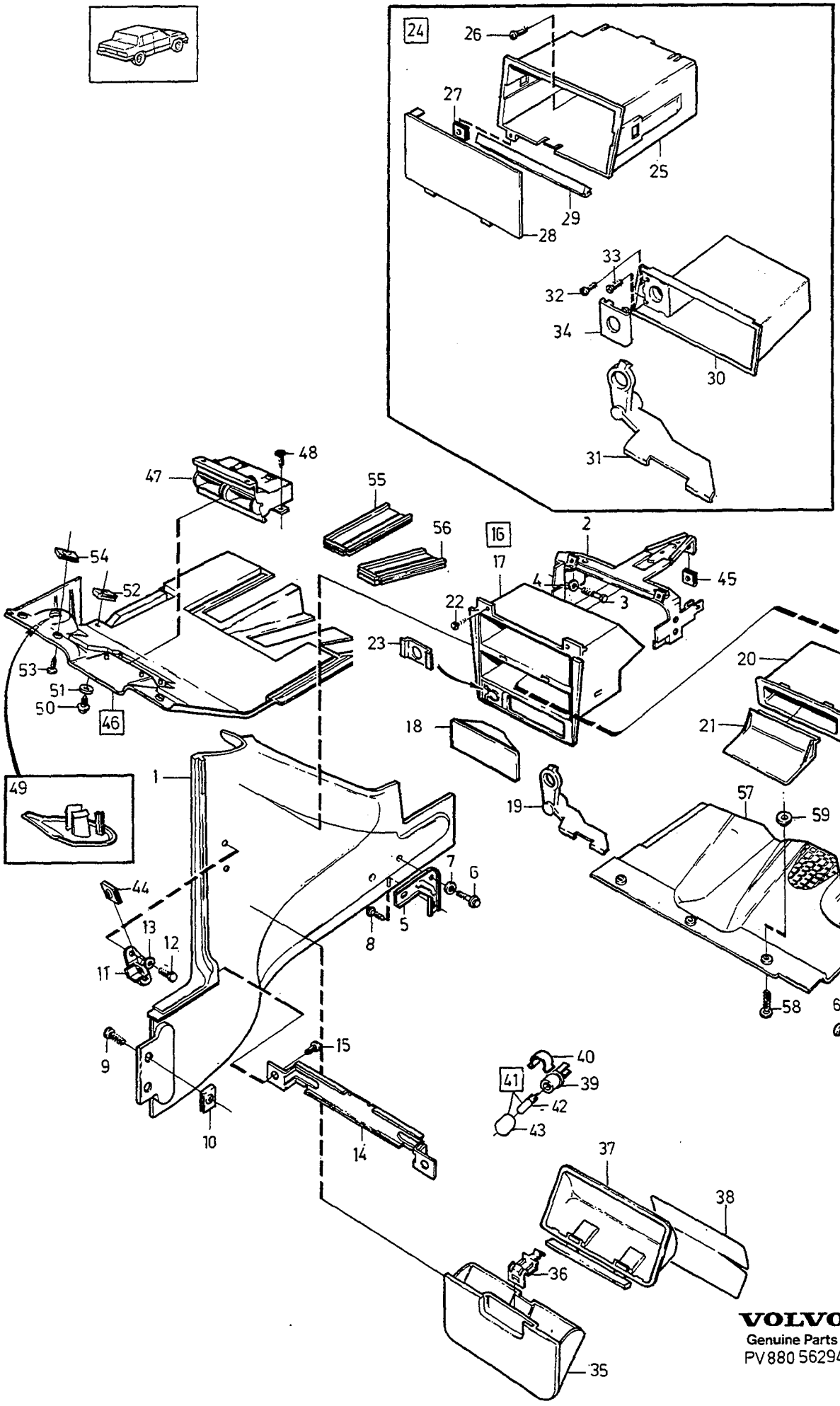

VOLVO
Genuine Parts
PV 880 56294

A
B
C
D
E

DASHBOARD LOWER SECTION — INSTRUMENTBRÄDA NEDRE SEKTION

Group / Grupp 88

Page / Sida 1005

EXC AIR BAG

Fig	Part No. Artikel nr	Quantity / Antal A	B	C	D	E	PS	Description	Benämning	Notes Anmärkning	SR
1	1376050-9	1	-	-	-	-		Panel, l.h. grey	Panel, v, grå	1990	5
	1347653-6	1	-	-	-	-		Panel, l.h. blue	Panel, v, blå	-1990	5
	1356269-9	1	-	-	-	-		Panel, l.h. beige	Panel, v, beige		5
	1376051-7	1	-	-	-	-		Panel, r.h. grey	Panel, h, grå	1990	5
	1347638-7	1	-	-	-	-		Panel, r.h. blue	Panel, h, blå	-1989	5
	3406522-7	1	-	-	-	-		Panel, r.h. dark grey	Panel, h mörkgrå	1990-	5
	1356270-7	1	-	-	-	-		Panel, r.h. beige	Panel, h, beige		5
2	1308047-8	1	-	-	-	-		Bracket	Konsol	-1987	5
	3510260-7	1	-	-	-	-		Bracket	Konsol	1988-	5
3	955268-8	4	-	-	-	-		Screw	Skruv		2
4	960140-2	4	-	-	-	-		Washer	Bricka	(960139)	2
5	3519484-4	2	-	-	-	-		Support	Stöd		5
6	945358-0	4	-	-	-	-		Flange screw	Flänsskruv		2
7	960140-2	4	-	-	-	-		Washer	Bricka	(960139)	2
8	947107-9	2	-	-	-	-		Flange screw	Flänsskruv		2
9	946485-0	4	-	-	-	-		Screw	Skruv		2
10	1255989-4	4	-	-	-	-		Spring nut	Fjädermutter		2
11	1324622-8	1	-	-	-	-		Anchorage	Fäste		5
12	955269-6	2	-	-	-	-		Screw	Skruv		2
13	960140-2	2	-	-	-	-		Washer	Bricka	(960139)	2
14	1324627-7	1	-	-	-	-		Retaining clip	Hållare		4
15	969403-5	2	-	-	-	-		Screw	Skruv	(956074)"TORX"	2
16		1	-	-	-	-	NS	Radio box	Radiofack	COMPL	
17	*(1356391)*	1	-	-	-	-	SP	• Radio box	• Radiofack	EXC (I) -1987 REPL 1 PCS 3510660-8	5
	3510660-8	1	-	-	-	-		• Radio box	• Radiofack	1988-	5
18	1376250-5	1	-	-	-	-		• Cap	• Lock	1987	4
19	1384062-4	1	-	-	-	-		• Light guide	• Ljusledare	1987	4
20	1356393-7	1	-	-	-	-		• Box	• Fack		5
21	1356394-5	1	-	-	-	-		• Base plate	• Bottenplatta		5
22	972271-1	2	-	-	-	-		• Screw	• Skruv	(949662)	2
23	1356392-9	1	-	-	-	-		• Cap	• Lock		4
24		1	-	-	-	-	NS	Radio box	Radiofack	COMPL (I) -1987	
25	1323547-8	1	-	-	-	-		• Radio box	• Radiofack		5
26	965393-2	1	-	-	-	-		• Screw	• Skruv		2
27	1347712-0	1	-	-	-	-		• Spring nut	• Fjädermutter		3
28	1308119-5	1	-	-	-	-		• Bottom	• Botten		5
29	1259797-7	1	-	-	-	-		• Strip	• List		4
30	1371267-4	1	-	-	-	-		• Box	• Fack		5
31	1259300-0	1	-	-	-	-		• Light guide	• Ljusledare		4
32	955129-2	1	-	-	-	-		• Screw	• Skruv		2
33	948903-0	1	-	-	-	-		• Screw	• Skruv		2
34	1324128-6	1	-	-	-	-		• Cap	• Lock		4
35	1391890-9	1	-	-	-	-		Ashtray	Askkopp		3
36	1258824-0	1	-	-	-	-		Spring	Fjäder		3
37	1391891-7	1	-	-	-	-		Housing	Hus		4
38	1367885-9	1	-	-	-	-		Decal	Dekal	SEE 89•1033	3
	1389942-2	1	-	-	-	-		Decal	Dekal		3
39	1348298-9	1	-	-	-	-		Bulb socket	Lamphållare		2
40	1324760-6	1	-	-	-	-		Clamp	Klamma		3
41	1323462-0	1	-	-	-	-		Bulb	Glödlampa		1
42	942327-8	1	-	-	-	-		• Bulb	• Glödlampa		1
43		1	-	-	-	-	NS	• Lens	• Lins		
44	1347712-0	1	-	-	-	-		Spring nut	Fjädermutter		3
45	3500382-1	1	-	-	-	-		Spring nut	Fjädermutter		3
46	*(1376049)*	1	-	-	-	-	SP	Sound wall, grey	Ljudvall, grå	1) REPL 1PCS 1374788-6, 3 PCS 949921-1,	5

1) CH -6499.

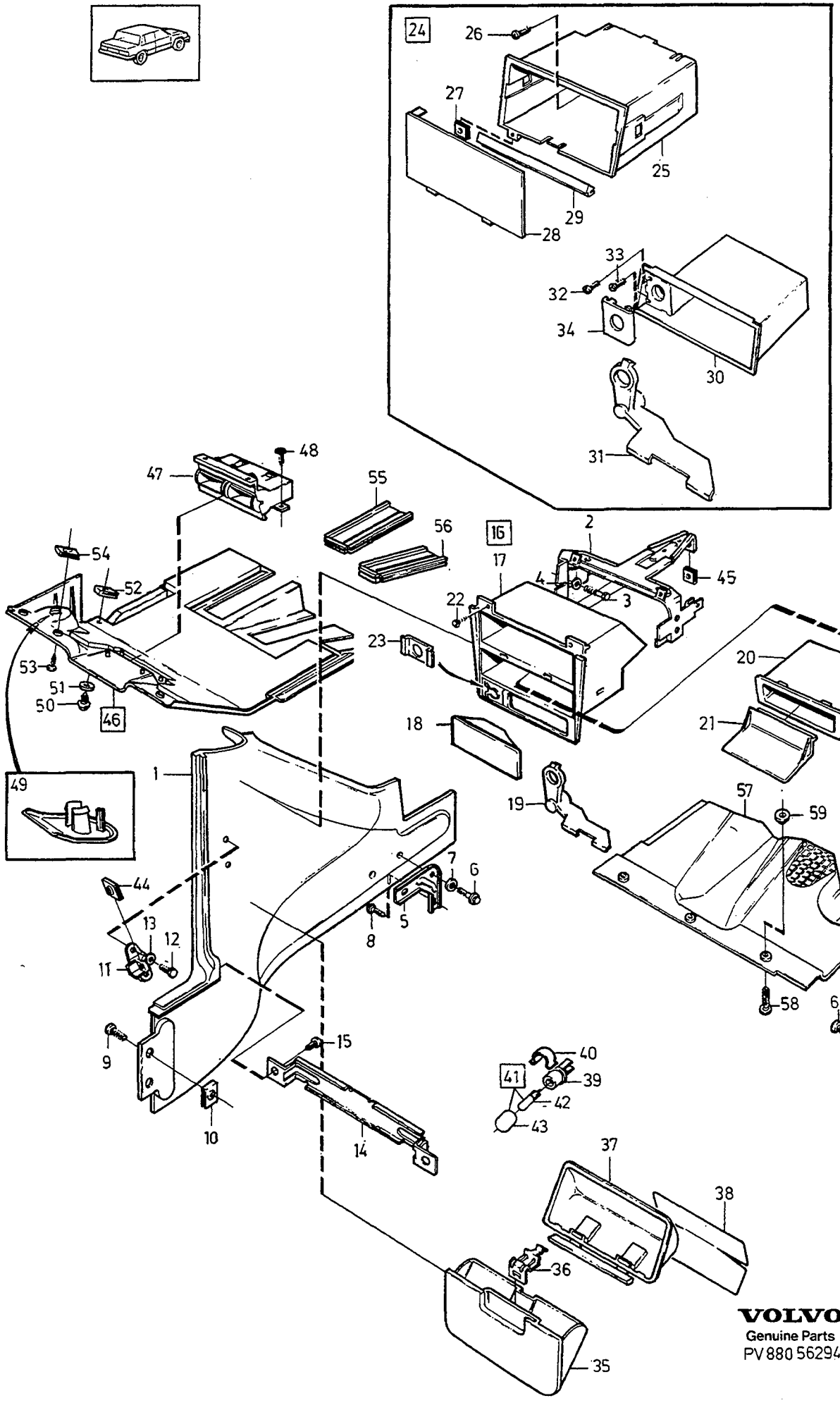

VOLVO
Genuine Parts
PV 880 56294

DASHBOARD LOWER SECTION — INSTRUMENTBRÄDA NEDRE SEKTION

Group / Grupp: 88

Page / Sida: 1007

EXC AIR BAG

Fig	Part No. Artikel nr	Quantity / Antal A	B	C	D	E	PS	Description	Benämning	Notes Anmärkning	SR
										3 PCS 971467-6	
	(1374788)	1	-	-	-	-	SP	Sound wall, grey	Ljudvall, grå	2) REPL 1PCS 3406796-7	5
	3406796-7	1	-	-	-	-		Sound wall, grey	Ljudvall, grå	1990	5
	(1376303)	1	-	-	-	-	SP	Sound wall, blue	Ljudvall, blå	1) REPL 1PCS 1374789-4, 3 PCS 949921-1, 3 PCS 971467-6	5
	1374789-4	1	-	-	-	-		Sound wall, blue	Ljudvall, blå	2)	5
	1376304-0	1	-	-	-	-		Sound wall, beige	Ljudvall, beige	1)	5
	1374790-2	1	-	-	-	-		Sound wall, beige	Ljudvall, beige	2)	5
	3406797-5	1	-	-	-	-		Sound wall, beige	Ljudvall, beige	1990-	5
47	1324025-4	1	-	-	-	-		•Nozzle	•Munstycke		5
48	955126-8	4	-	-	-	-		•Screw	•Skruv		2
49	3406798-3	1	-	-	-	-		•Cover, grey	•Lock, grå	(1387334)	6
☆	3406799-1	1	-	-	-	-		•Cover, beige	•Lock, beige	1) (1384336)	6
	1308051-0	1	-	-	-	-		•Cover, beige	•Lock, beige	2)	6
	1308052-8	1	-	-	-	-		•Cover, blue	•Lock, blå	(1384335)	6
	3406800-7	1	-	-	-	-		•Cap dark grey	•Lock mörkgrå	1990-	6
50	955142-5	1	-	-	-	-		Screw	Skruv		2
51	192292-1	1	-	-	-	-		Washer	Bricka		2
52	946331-6	1	-	-	-	-		Spring nut	Fjädermutter		2
53	965378-3	2	-	-	-	-		Screw	Skruv	1)	2
	1323920-7	1	-	-	-	-		Clip	Clips	1)	3
	971467-6	3	-	-	-	-		Screw	Skruv	2)	3
54	946331-6	1	-	-	-	-		Spring nut	Fjädermutter	1)	2
								Clip	Clips		
	1268957-6	2	-	-	-	-		Spring nut	Fjädermutter	1)	2
								Screw	Skruv		
	949921-1	3	-	-	-	-		Spring nut	Fjädermutter	2)	2
55	1258838-0	1	-	-	-	-		Pedal seal	Pedaltätning	AUTO.TRANS	3
								Clutch pedal	Kopplingspedal	ALTER 1	
	1259811-6	1	-	-	-	-		Pedal seal	Pedaltätning	AUTO.TRANS	3
								Clutch pedal	Kopplingspedal	ALTER 2	
56	1259811-6	1	-	-	-	-		Pedal seal	Pedaltätning	MAN.TRANS	3
								Brake pedal	Bromspedal		
	1308026-2	1	-	-	-	-		Pedal seal	Pedaltätning	AUTO.TRANS	3
								Brake pedal	Bromspedal		
57	1307395-2	1	-	-	-	-		Sound wall, r.h.	Ljudvall, h	D24T. -1990	5
	1324562-6	1	-	-	-	-		Sound wall, r.h.	Ljudvall, h	EXC D24T. -1990	5
58	1258833-1	3	-	-	-	-		Clip	Clips		3
59	1294353-6	3	-	-	-	-		Retainer	Hållare		5
60	1307843-1	2	-	-	-	-		Guide rail, r.h.	Styrskena, h	-1990	4
								Sound wall	Ljudvall		
	1307844-9	2	-	-	-	-		Guide rail, l.h.	Styrskena, v		4
								Sound wall	Ljudvall		
61	955142-5	4	-	-	-	-		Screw	Skruv	-1990	2

2) CH 6793-
1) CH -6499.

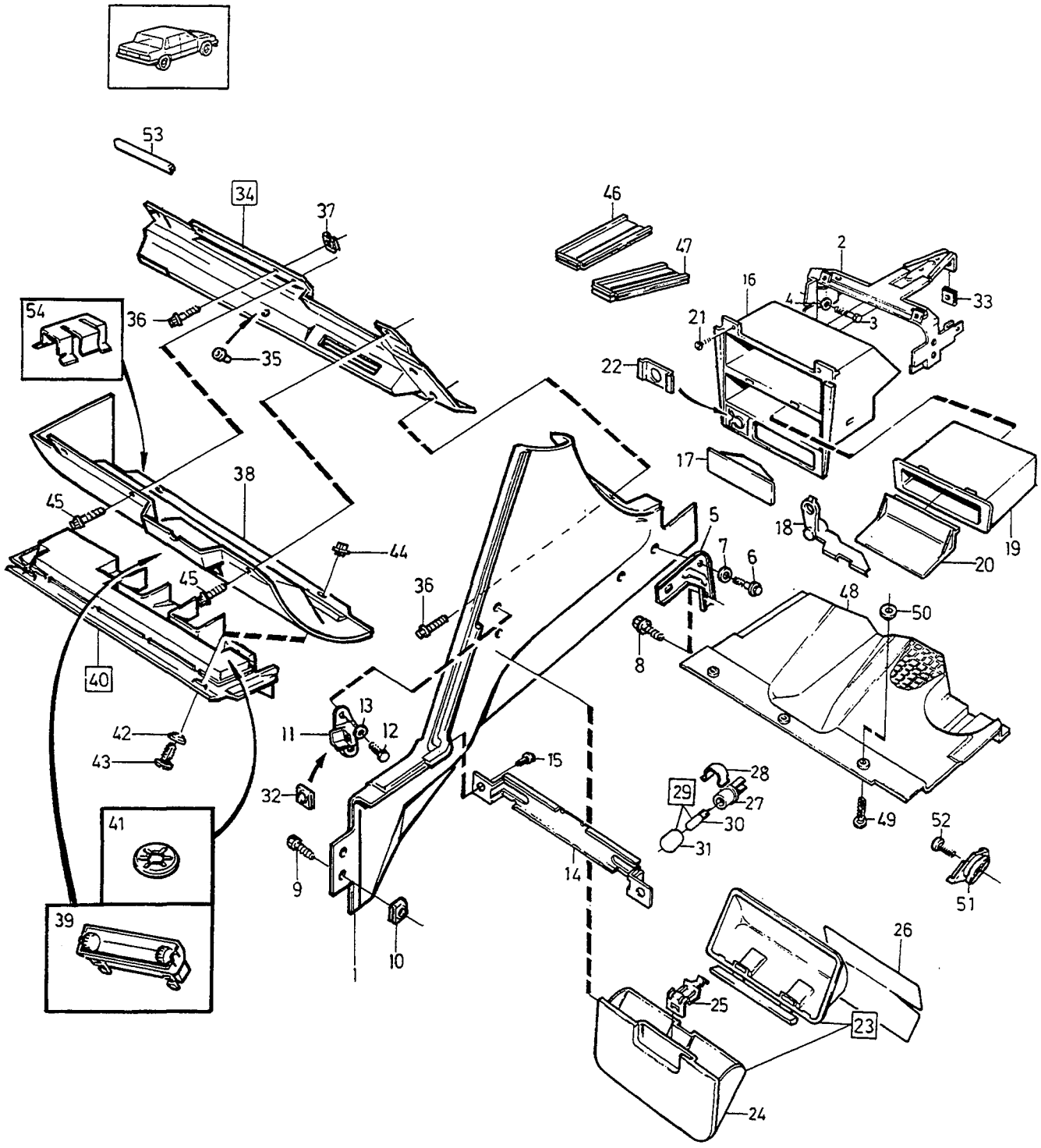

VOLVO
Genuine Parts
PV 880 56296

A
B
C
D
E

DASHBOARD LOWER SECTION — INSTRUMENTBRÄDA NEDRE SEKTION

Group / Grupp 88

Page / Sida 1009

AIR BAG

Fig	Part No. Artikel nr	Quantity / Antal A	B	C	D	E	PS	Description	Benämning	Notes Anmärkning	SR
1	1396274-1	1	-	-	-	-		Panel, l.h. grey	Panel, v, grå	-1989	5
	1376050-9	1	-	-	-	-		Panel, l.h. grey	Panel, v, grå	1990	5
	3406668-8	1	-	-	-	-		Panel, l.h. dark grey	Panel, v mörkgrå	1990-	5
	1371761-6	1	-	-	-	-		Panel, l.h. blue	Panel, v, blå		5
	1396275-8	1	-	-	-	-		Panel, l.h. beige	Panel, v, beige	-1989	5
	1356269-9	1	-	-	-	-		Panel, l.h. beige	Panel, v, beige	1990-	5
	1376051-7	1	-	-	-	-		Panel, r.h. grey	Panel, h, grå	1990	5
	1347638-7	1	-	-	-	-		Panel, r.h. blue	Panel, h, blå	-1989	5
	3406522-7	1	-	-	-	-		Panel, r.h.	Panel, h	1990-	5
	1356270-7	1	-	-	-	-		Panel, r.h. beige	Panel, h, beige		5
2	1308047-8	1	-	-	-	-		Bracket	Konsol	-1987	5
3	3510260-7	1	-	-	-	-		Bracket	Konsol	1988-	5
4	960140-2	4	-	-	-	-		Washer	Bricka	(960139)	2
5	3519484-4	2	-	-	-	-		Support	Stöd		5
6	945358-0	4	-	-	-	-		Flange screw	Flänsskruv		2
7	960140-2	4	-	-	-	-		Washer	Bricka	(960139)	2
8	947107-9	2	-	-	-	-		Flange screw	Flänsskruv		2
9	946485-0	4	-	-	-	-		Screw	Skruv		2
10	1255989-4	4	-	-	-	-		Spring nut	Fjädermutter		2
11	1324622-8	1	-	-	-	-		Anchorage	Fäste		5
12	955269-6	2	-	-	-	-		Screw	Skruv		2
13	960140-2	2	-	-	-	-		Washer	Bricka	(960139)	2
14	1324627-7	1	-	-	-	-		Retaining clip	Hållare		4
15	956073-1	2	-	-	-	-		Screw	Skruv		2
16	*(1356391)*	1	-	-	-	-	SP	Radio box	Radiofack	-1987 REPL 1 PCS 3510660-8	5
	3510660-8	1	-	-	-	-		Radio box	Radiofack	1988-	5
17	1376250-5	1	-	-	-	-		Cap	Lock	1987	4
18	1384062-4	1	-	-	-	-		Light guide	Ljusledare	1987	4
19	1356393-7	1	-	-	-	-		Box	Fack		5
20	1356394-5	1	-	-	-	-		Base plate	Bottenplatta		5
21	972271-1	2	-	-	-	-		Screw	Skruv	(949662)	2
22	1356392-9	1	-	-	-	-		Cap	Lock		4
23	*1365406*	1	-	-	-	-	OP	Ashtray	Askkopp		3
24	1391890-9	1	-	-	-	-		• Ashtray	• Askkopp	(1258894)	3
25	1258824-0	1	-	-	-	-		• Spring	• Fjäder		3
26		1	-	-	-	-		• Decal	• Dekal	SEE 89•1033	
27	1348298-9	1	-	-	-	-		Bulb socket	Lamphållare		2
28	1324759-8	1	-	-	-	-		Clamp	Klamma		3
29	1323462-0	1	-	-	-	-		Bulb	Glödlampa		1
30	942327-8	1	-	-	-	-		• Bulb	• Glödlampa		1
31		1	-	-	-	-	NS	• Lens	• Lins		
32	1347712-0	1	-	-	-	-		Spring nut	Fjädermutter		3
33	192557-7	1	-	-	-	-		Spring nut	Fjädermutter		2
34	1371862-2	1	-	-	-	-		Member	Balk	1)	5
	3519375-4	1	-	-	-	-		Member	Balk	2)	5
35	3540032-4	1	-	-	-	-		• Plug	• Plugg	(1307654)	3
36	947612-8	2	-	-	-	-		Screw	Skruv	1)	2
	946934-7	3	-	-	-	-		Flange screw	Flänsskruv	1)	2
	971499-9	5	-	-	-	-		Screw	Skruv	2)	3
37	949921-1	4	-	-	-	-		Spring nut	Fjädermutter	2)	2
38	1396276-6	1	-	-	-	-		Protecting member grey	Skyddsbalk grå	-1990	5
	1371849-9	1	-	-	-	-		Protecting member blue	Skyddsbalk blå	-1990	5
	1396277-4	1	-	-	-	-		Protecting member beige	Skyddsbalk beige	-1990	5
39	1371932-3	1	-	-	-	-		Air outlet	Luftmunstycke	-1990	5
40	1371928-1	1	-	-	-	-		Sound wall, l.h. black	Ljudvall, v, svart	-1989	5
	3406667-0	1	-	-	-	-		Sound wall, l.h. dark grey	Ljudvall, v mörkgrå	1990-	5
41	191695-6	2	-	-	-	-		• Retaining clip	• Hållare		2
42	1294353-6	2	-	-	-	-		Retainer	Hållare		5

1) CH -6499.
2) CH 6793-

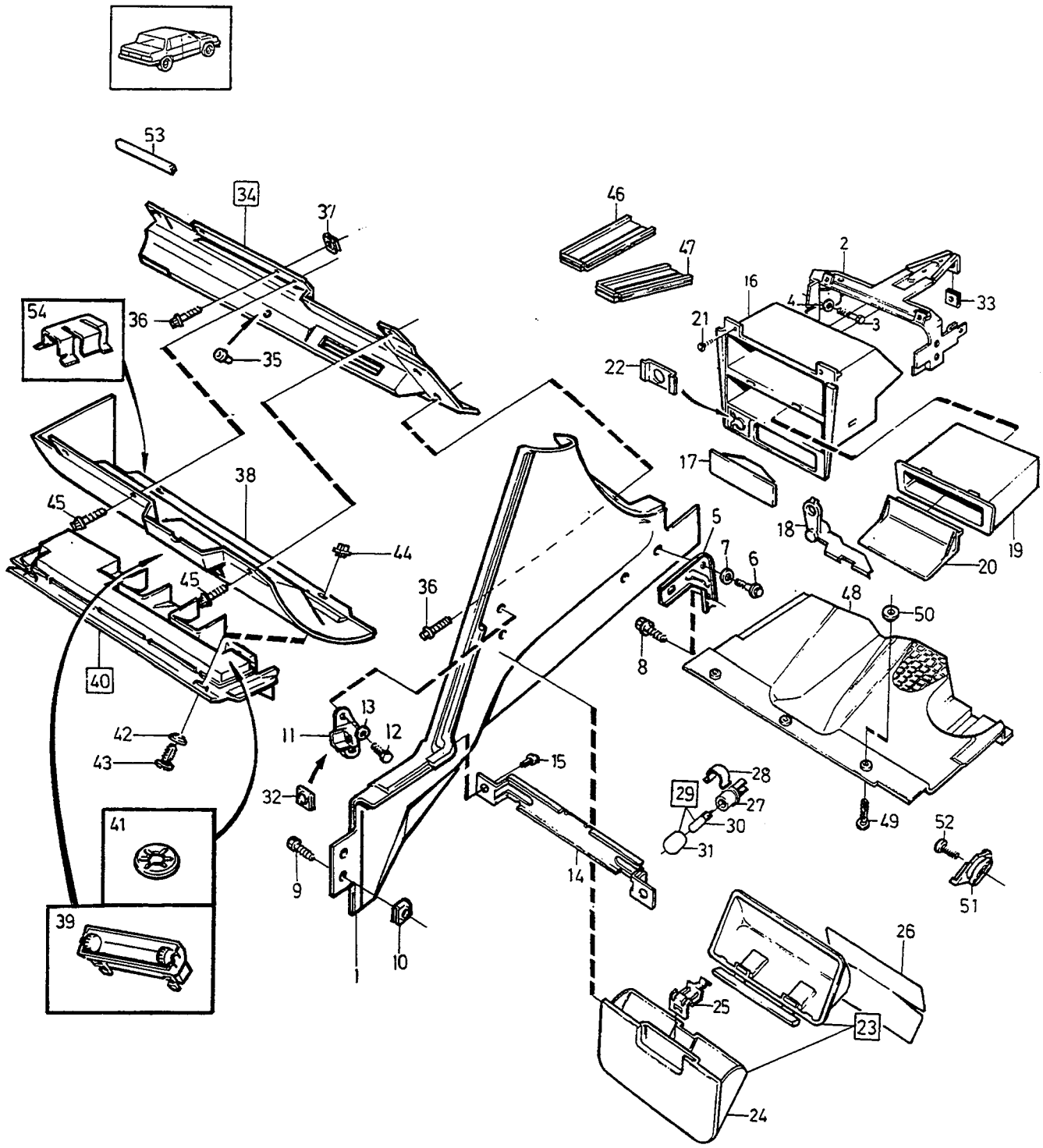

VOLVO
Genuine Parts
PV 880 56296

A
B
C
D
E

DASHBOARD LOWER SECTION — INSTRUMENTBRÄDA NEDRE SEKTION

Group / Grupp 88

Page / Sida 1011

AIR BAG

Fig	Part No. Artikel nr	Quantity / Antal A	B	C	D	E	PS	Description	Benämning	Notes Anmärkning	SR
43	1258833-1	2	-	-	-	-		Clip	Clips		3
44	1294354-4	2	-	-	-	-		Clip retainer	Clipshållare		5
45	971467-6	3	-	-	-	-		Screw	Skruv		3
46	1258838-0	1	-	-	-	-		Pedal seal Clutch pedal	Pedaltätning Kopplingspedal	AUTO.TRANS	3
47	1259811-6	1	-	-	-	-		Pedal seal Brake pedal	Pedaltätning Bromspedal	MAN.TRANS	3
	1308026-2	1	-	-	-	-		Pedal seal Brake pedal	Pedaltätning Bromspedal	AUTO.TRANS	3
48	1307395-2	1	-	-	-	-		Sound wall, r.h.	Ljudvall, h	D24T. -1990	5
	1324562-6	1	-	-	-	-		Sound wall, r.h.	Ljudvall, h	EXC D24T. -1990	5
49	1258833-1	3	-	-	-	-		Clip	Clips		3
50	1294353-6	3	-	-	-	-		Retainer	Hållare		5
51	1307843-1	2	-	-	-	-		Guide rail, r.h. Sound wall	Styrskena, h Ljudvall	-1990	4
	1307844-9	2	-	-	-	-		Guide rail, l.h. Sound wall	Styrskena, v Ljudvall		4
52	955142-5	4	-	-	-	-		Screw	Skruv	-1990	2
53	679754-2	2	-	-	-	-		Edge protection moulding	Kantskyddslist	CH-5139	2
54	1372152-7	2	-	-	-	-		Clip	Clips	-1990	2

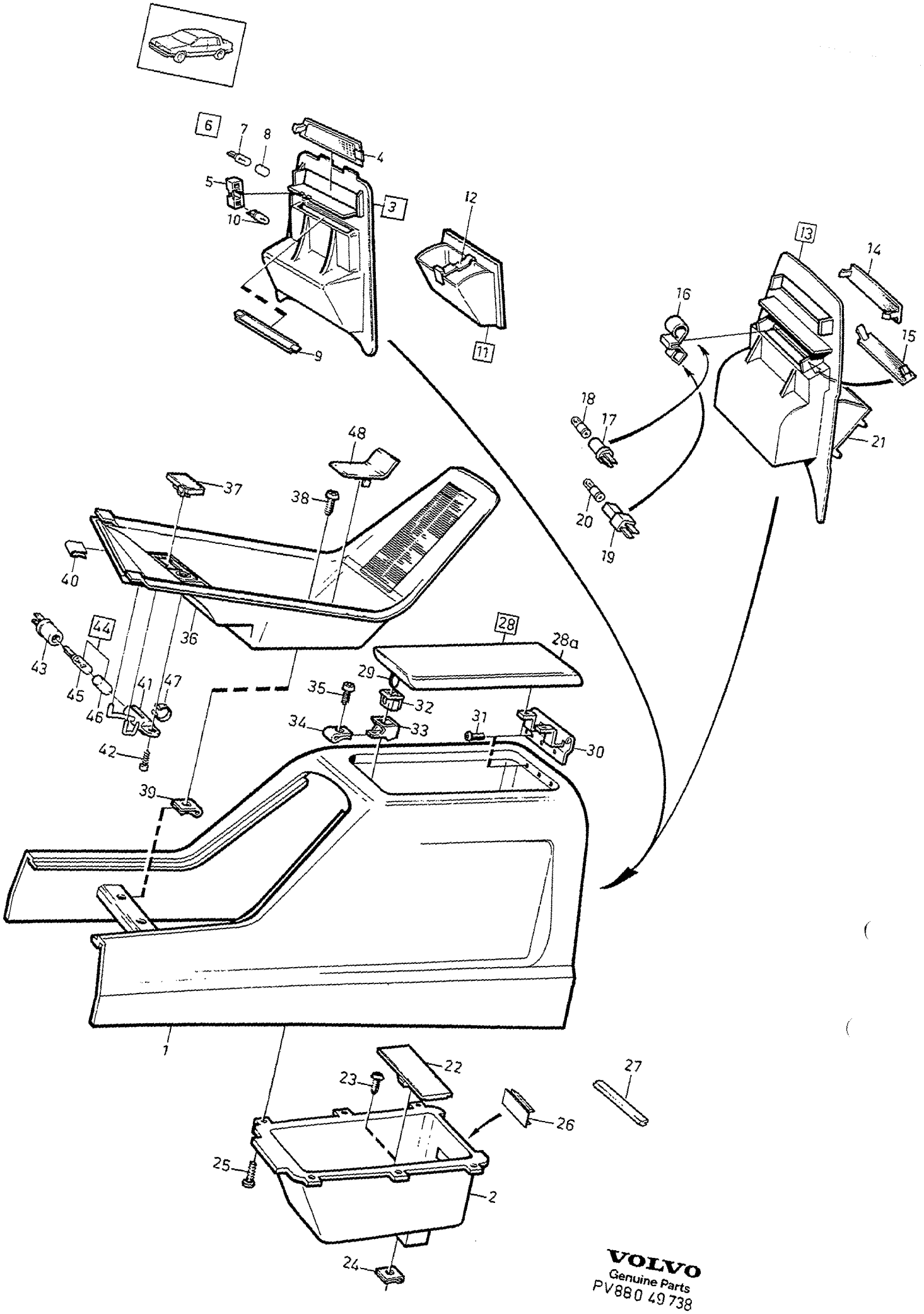

VOLVO
Genuine Parts
PV880 49738

A	-1987
B	1988-
C	
D	
E	

TUNNEL CONSOLE — TUNNELFACK

Group / Grupp 88

Page / Sida 1013

Fig	Part No. Artikel nr	Quantity / Antal A	B	C	D	E	PS	Description	Benämning	Notes Anmärkning	SR
1	1376052-5	1	-	-	-	-		Tunnel tray, grey	Tunnelfack, grå		5
	3510579-0	-	1	-	-	-		Tunnel tray, grey	Tunnelfack, grå	-1990	4
	1356271-5	1	-	-	-	-		Tunnel tray, blue	Tunnelfack, blå		5
	3510580-8	-	1	-	-	-		Tunnel tray, blue	Tunnelfack, blå		4
	3406513-6	-	1	-	-	-		Tunnel tray dark grey	Tunnelfack mörkgrå	1990-	4
	1356272-3	1	-	-	-	-		Tunnel tray, beige	Tunnelfack, beige		5
	3510581-6	-	1	-	-	-		Tunnel tray, beige	Tunnelfack, beige		4
2	1391672-1	1	1	-	-	-		Box	Fack	(1307702)	4
3	1347561-1	1	-	-	-	-		Panel	Panel		4
4	1347562-9	1	-	-	-	-		•Lens	•Lins		3
5		1	-	-	-	-	NS	•Bulb socket	•Lamphållare		
6	1323462-0	1	-	-	-	-		•Bulb	•Glödlampa	COMPL	1
7	942327-8	1	-	-	-	-		••Bulb	••Glödlampa	W2X4.6 12V 1.2W	1
8		1	-	-	-	-	NS	••Lens	••Lins		
9	1307723-5	1	-	-	-	-		•Lens	•Lins		3
10	942327-8	1	-	-	-	-		•Bulb	•Glödlampa	W2X4.6 12V 1.2W	1
11	1307724-3	1	-	-	-	-		Ashtray	Askkopp		3
12	1307726-8	1	-	-	-	-		•Locking spring	•Spärrfjäder		3
13	3519273-1	-	1	-	-	-		Panel	Panel		4
14	1347562-9	-	1	-	-	-		•Lens	•Lins		3
15	1307723-5	-	1	-	-	-		•Lens	•Lins		3
16	1371224-5	-	1	-	-	-		Clip	Clips		4
17	1348298-9	-	1	-	-	-		Bulb socket	Lamphållare		2
18	1323462-0	-	1	-	-	-		Bulb blue	Glödlampa blå		1
19	1393982-2	-	1	-	-	-		Bulb socket	Lamphållare		2
20	1323462-0	-	1	-	-	-		Bulb blue	Glödlampa blå		1
21	3519274-9	-	1	-	-	-		Ashtray	Askkopp		3
22	1307727-6	1	1	-	-	-		Cap	Lock		4
☆ 23	955175-5	2	2	-	-	-		Screw	Skruv		2
24	1329580-3	2	2	-	-	-		Spring nut	Fjädermutter		2
25	969278-1	4	4	-	-	-		Screw	Skruv	(955138) 'TORX'	2
26	1323709-4	1	1	-	-	-		Lens	Lins		3
27	1347593-4	1	1	-	-	-		Seal	Tätning		3
28	*(3406735)*	1	1	-	-	-	SP	Cover, black	Lock, svart	W/O AIR BAG. REPL 1PCS 3406875-9	4
	3406875-9	1	1	-	-	-		Cover, black	Lock, svart	AIR BAG. 1990-	4
28a	3510149-2	1	1	-	-	-		•Cover, black	•Lock, svart	-1989 (1384275) REPL 1PCS 3406875-9	4
☆ 29	6840207-2	1	1	-	-	-		•Clamp	•Klamma		3
30	*(1307707)*	1	1	-	-	-	SP	Hinge	Gångjärn	REPL 1PCS 3548972-3, 2PCS 972016-0	4
31	945683-1	4	4	-	-	-		Screw	Skruv		2
32	1308803-4	1	1	-	-	-		Clamp	Klamma		3
33	1308809-1	1	1	-	-	-		Frame	Ram		4
34	943501-7	1	1	-	-	-		Nut	Mutter		2
35	969278-1	1	1	-	-	-		Screw	Skruv	(955138) 'TORX'	2
36	1348166-8	1	1	-	-	-		Cover panel	Täckpanel	MAN.TRANS	4
	1324195-5	1	1	-	-	-		Cover panel	Täckpanel	AUTO.TRANS. -1990	4
	3541734-4	1	1	-	-	-		Panel	Panel	AUTO.TRANS. 1991	4
37	1258821-6	2	2	-	-	-		Cover washer	Täckbricka		4
38	945683-1	2	2	-	-	-		Screw	Skruv		2
39	942866-5	2	2	-	-	-		Spring nut	Fjädermutter		2
40	1323734-2	1	1	-	-	-		Clip	Clips	MAN.TRANS	3
	1324190-6	1	1	-	-	-		Clip	Clips	AUTO.TRANS	3
41	1324871-1	1	1	-	-	-		Light guide	Ljusledare		4
42	960862-1	1	1	-	-	-		Screw	Skruv		2
43	1348298-9	1	1	-	-	-		Bulb socket	Lamphållare		2
44	1323462-0	1	1	-	-	-		Bulb	Glödlampa	COMPL	1
45	942327-8	1	1	-	-	-		•Bulb	•Glödlampa	W2X4.6 12V 1.2W	1
46		1	1	-	-	-	NS	•Lens	•Lins		
47	1324760-6	1	1	-	-	-		Clamp	Klamma		3

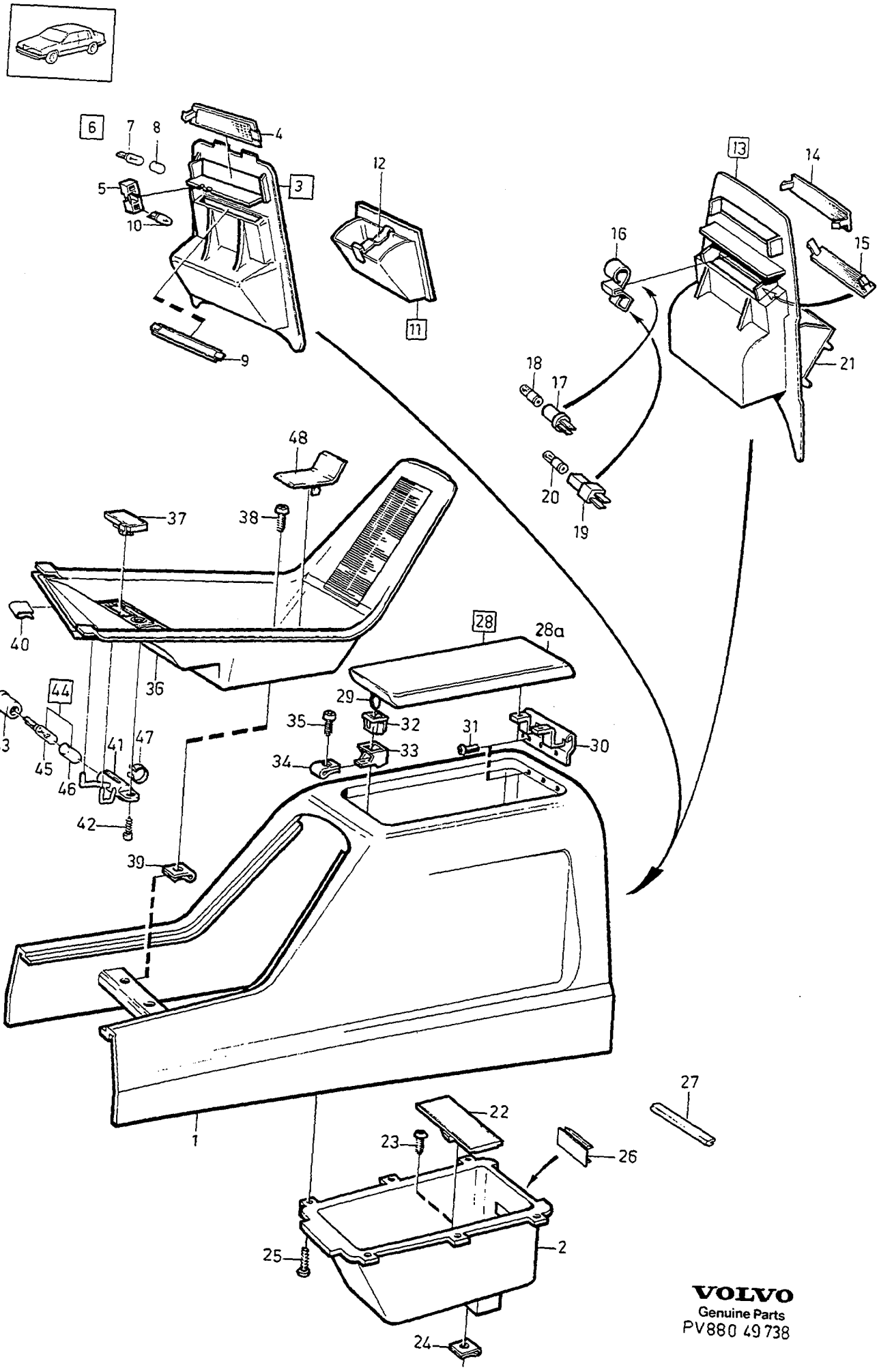

VOLVO
Genuine Parts
PV880 49 738

A	-1987	TUNNEL CONSOLE TUNNELFACK	Group Grupp 88
B	1988-		Page Sida 1015
C			
D			
E			

Fig	Part No. Artikel nr	Quantity / Antal A	B	C	D	E	P S	Description	Benämning	Notes Anmärkning	S R
48	1347544-7	1	1	-	-	-		Cap	Lock	AUTO.TRANS	4

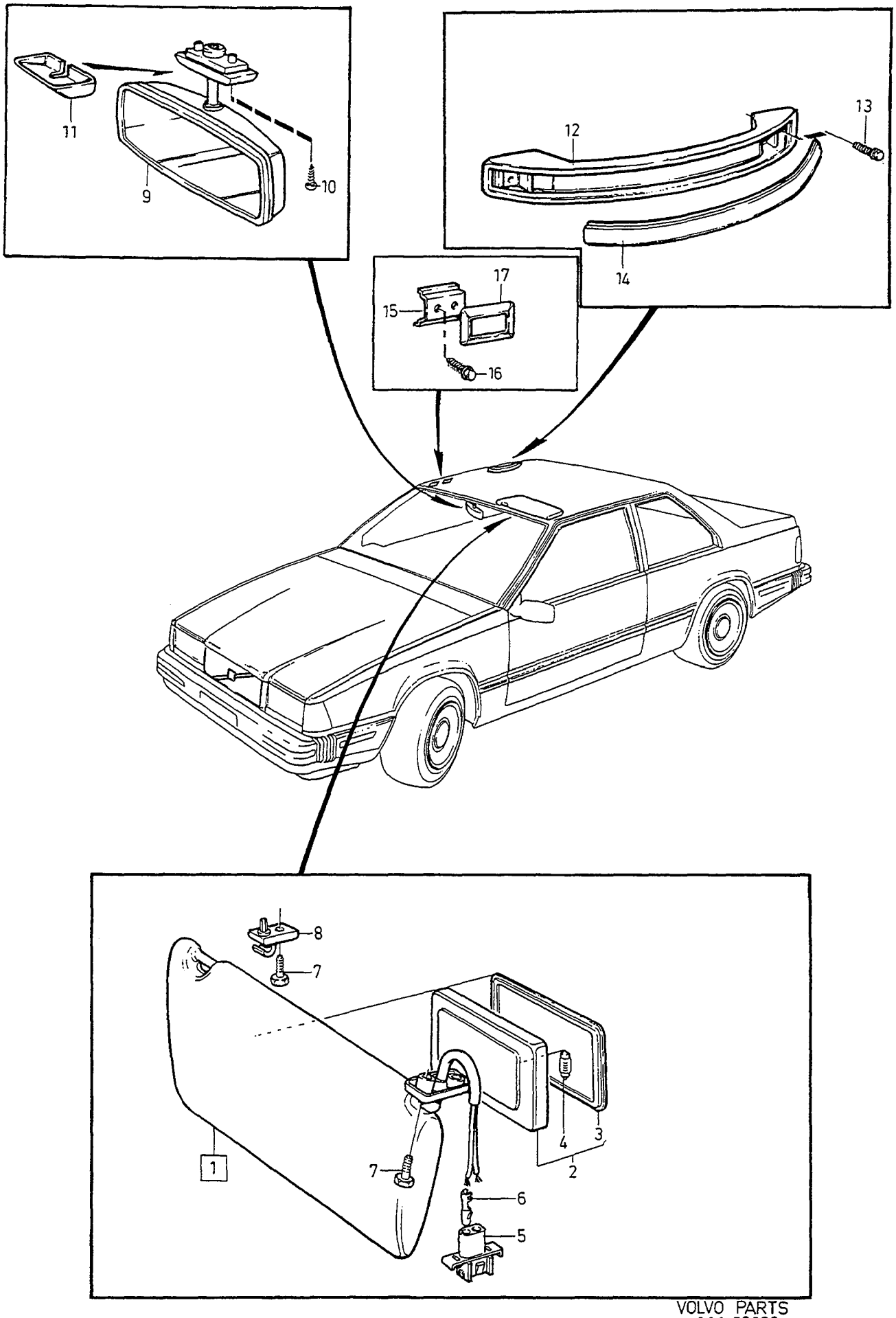
11
9
10
12
13
14
17
15
16
8
7
1
7
6
5
4
3
2

A	-1987
B	1988-1989
C	1990-
D	
E	

SUN VISOR,INTERIOR REAR MIRROR ENTRY HANDLE — SOLSKYDD, BACKSPEGEL INSTEGSHANDTAG

Group / Grupp 88

Page / Sida 1017

Fig	Part No. Artikel nr	Quantity / Antal A	B	C	D	E	PS	Description	Benämning	Notes Anmärkning	SR
1	1374565-8	1	1	-	-	-		Sun visor, l.h. grey	Solskydd, v, grå	(1356251) EXC (J)	4
	1374575-7	-	1	-	-	-		Sun visor, l.h. grey	Solskydd, v, grå	(J)	4
	3541037-2	-	-	1	-	-		Sun visor, l.h. grey	Solskydd, v, grå	-1990	4
	3541039-8	-	-	1	-	-		Sun visor, l.h. dark grey	Solskydd, v mörkgrå		4
	1374569-0	1	1	-	-	-		Sun visor, l.h. beige	Solskydd, v, beige	(1356253) EXC (J)	4
	1374577-3	-	1	-	-	-		Sun visor, l.h. beige	Solskydd, v, beige	(J)	4
	3541035-6	-	-	1	-	-		Sun visor, l.h. beige	Solskydd, v, beige		4
	1374567-4	1	1	-	-	-		Sun visor, l.h. blue	Solskydd, v, blå	EXC (J) (1384044)	4
	1374576-5	-	1	-	-	-		Sun visor, l.h. blue	Solskydd, v, blå	(J)	4
	1374566-6	1	1	-	-	-		Sun visor, r.h. grey	Solskydd, h, grå	(1356252)	4
	3541038-0	-	-	1	-	-		Sun visor, r.h. grey	Solskydd, h, grå	-1990	4
	3541040-6	-	-	1	-	-		Sun visor, r.h. dark grey	Solskydd, h mörkgrå		4
	1374570-8	1	1	-	-	-		Sun visor, r.h. beige	Solskydd, h, beige	(1356254)	4
	3541036-4	-	-	1	-	-		Sun visor, r.h. beige	Solskydd, h, beige		4
	1374568-2	1	1	-	-	-		Sun visor, r.h. blue	Solskydd, h, blå	(1384045)	4
2		1	1	1	-	-	NS	•Mirror	•Spegel	COMPL	
3		1	1	1	-	-	NS	••Mirror	••Spegel		
4	966850-0	2	2	2	-	-		••Bulb	••Glödlampa	12V SV7 3W	1
5	948995-6	1	1	1	-	-		•Pin housing	•Stiftisolator	(949298)	3
6	965824-6	2	2	2	-	-		•Cable terminal	•Ledningssko	(948290)	1
7	192400-0	6	6	6	-	-		Screw	Skruv		2
8	1374580-7	2	2	-	-	-		Support, grey	Stöd, grå		4
	1374946-0	-	-	2	-	-		Support, grey	Stöd, grå	-1990	4
	1374582-3	2	2	-	-	-		Support, blue	Stöd, blå		4
	1374581-5	2	2	-	-	-		Support, beige	Stöd, beige		4
	1374948-6	-	-	2	-	-		Support, beige	Stöd, beige		4
9	1369539-0	1	1	1	-	-		Rear view mirror	Backspegel	(1265325)	2
10	947493-3	2	2	2	-	-		Screw	Skruv		2
11	3510640-0	-	-	1	-	-		Cover, grey	Kåpa, grå	(1356381)-1990	3
	1356382-0	1	-	-	-	-		Cover, beige	Kåpa, beige		3
	1369831-1	-	1	1	-	-		Cover, beige	Täckkåpa, beige		3
	1384043-4	1	1	-	-	-		Cover, blue	Kåpa, blå		3
☆ 12	3527605-4	3	3	3	-	-		Courtesy handle, black	Instegshandtag, svart	(1311854)	4
	1311855-9	3	3	3	-	-		Handle, beige	Handtag, beige		4
13	955142-5	4	4	4	-	-		Screw	Skruv		2
14	1311859-1	3	3	3	-	-		Cover moulding, black	Täcklist, svart		4
	1311860-9	3	3	3	-	-		Cover moulding, beige	Täcklist, beige		4
15	1338582-8	2	2	2	-	-		Spacer	Distans		5
16	955142-5	4	4	4	-	-		Screw	Skruv		2
17	1311865-8	2	2	2	-	-		Cover, black	Kåpa, svart		4
	1311866-6	2	2	2	-	-		Cover, beige	Kåpa, beige		4

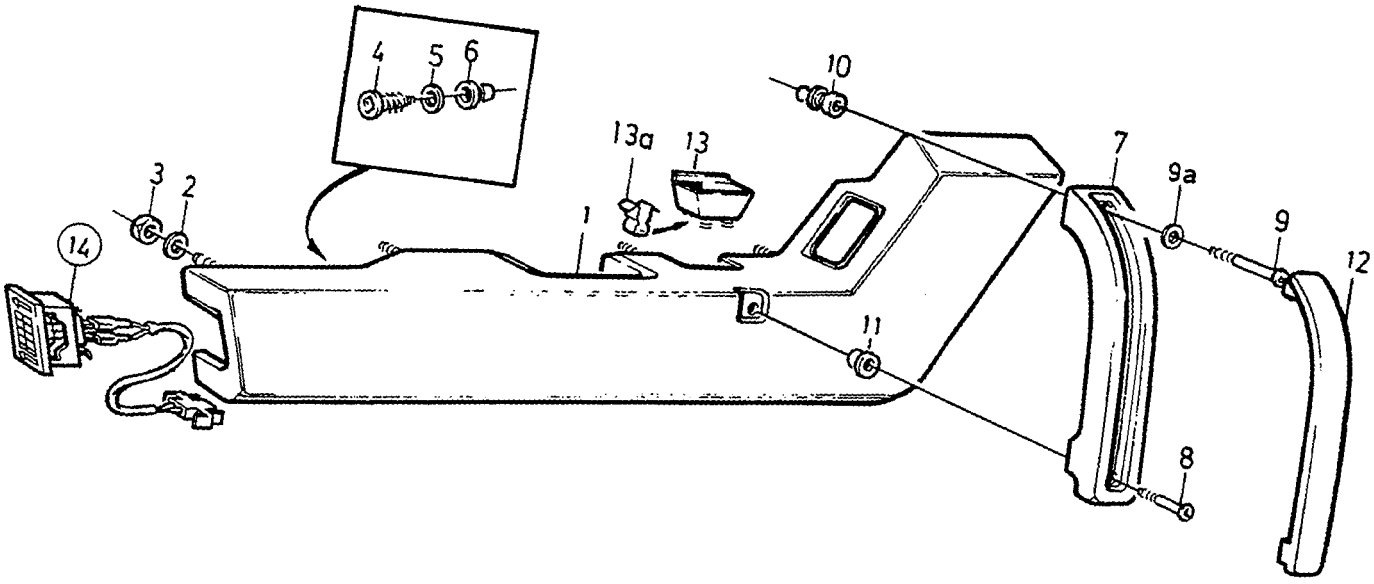

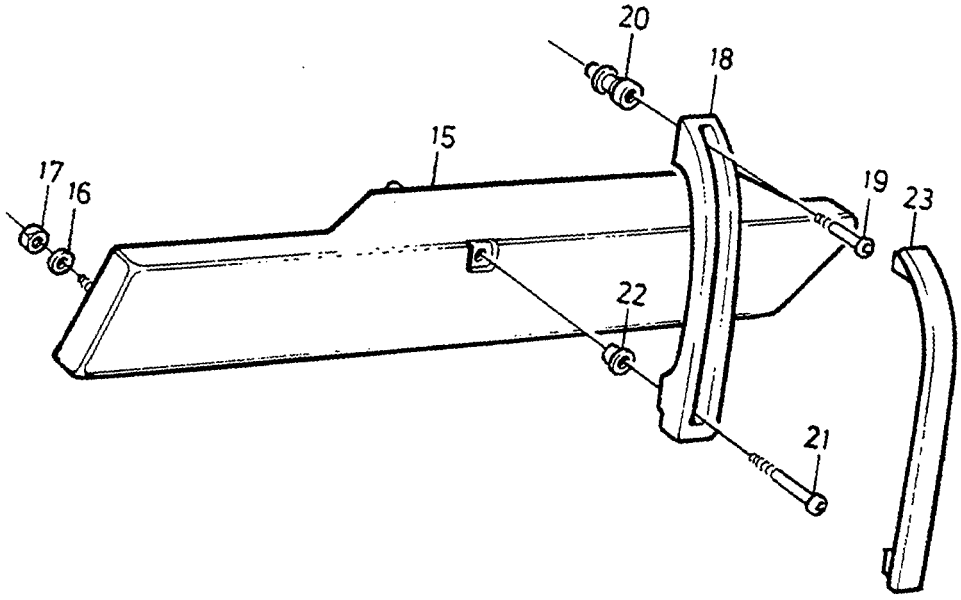

© VOLVO
Genuine Parts

A		ARMREST	ARMSTÖD	Group Grupp 88
B				
C				Page Sida 1019
D				
E				

Fig	Part No. Artikel nr	Quantity / Antal A	B	C	D	E	P S	Description	Benämning	Notes Anmärkning	S R
		-	-	-	-	-		Armrest front	Armstöd främre		
1	1356283-0	1	-	-	-	-		Arm rest, l.h. black	Armstöd, v, svart	-1990	4
	1356287-1	1	-	-	-	-		Arm rest, l.h. beige	Armstöd, v, beige		4
	1356284-8	1	-	-	-	-		Arm rest, r.h. black	Armstöd, h, svart	-1990	4
	1356288-9	1	-	-	-	-		Arm rest, r.h. beige	Armstöd, h, beige		4
2	960140-2	16	-	-	-	-		Washer	Bricka	(960139)	2
3	955781-0	16	-	-	-	-		Nut	Mutter		2
4	969476-1	4	-	-	-	-		Screw	Skruv		2
5	940090-4	4	-	-	-	-		Washer	Bricka		2
6	949125-9	4	-	-	-	-		Plastic nut	Plastmutter		3
7	1356307-7	1	-	-	-	-		Handle, black	Handtag, svart	-1990	4
	1356309-3	1	-	-	-	-		Handle, beige	Handtag, beige		4
8	958242-0	1	-	-	-	-		Screw	Skruv		2
9	1243773-7	1	-	-	-	-		Screw	Skruv		2
9a	1367124-3	1	-	-	-	-		Washer	Bricka		2
10	1318253-0	1	-	-	-	-		Spacer nut	Distansmutter		4
11	1391495-7	1	-	-	-	-		Nut	Mutter		4
12	1356310-1	1	-	-	-	-		Cover, black	Kåpa, svart	-1990	4
	1356312-7	1	-	-	-	-		Cover, beige	Kåpa, beige		4
13	1341669-8	2	-	-	-	-		Cover	Kåpa		4
13a	1243865-1	4	-	-	-	-		Clip	Clips		4
14		-	-	-	-	-		Warning lamp	Varningslampa	SEE 35•437	
		-	-	-	-	-		Armrest rear	Armstöd bakre		
15	1356319-2	1	-	-	-	-		Arm rest, l.h. black	Armstöd, v, svart	-1990	4
	1356323-4	1	-	-	-	-		Arm rest, l.h. beige	Armstöd, v, beige		4
	1356320-0	1	-	-	-	-		Arm rest, r.h. black	Armstöd, h, svart	-1990	4
	1356324-2	1	-	-	-	-		Arm rest, r.h. beige	Armstöd, h, beige		4
16	960140-2	8	-	-	-	-		Washer	Bricka	(960139)	2
17	955781-0	8	-	-	-	-		Nut	Mutter		2
18	1356325-9	2	-	-	-	-		Handle, black	Handtag, svart	-1990	4
	1356327-5	2	-	-	-	-		Handle, beige	Handtag, beige		4
19		2	-	-	-	-	NS	Screw	Skruv		
20	1318254-8	2	-	-	-	-		Spacer nut	Distansmutter		4
21	1243773-7	2	-	-	-	-		Screw	Skruv		2
22	1391495-7	2	-	-	-	-		Nut	Mutter		4
23	1356328-3	2	-	-	-	-		Cover, black	Kåpa, svart	-1990	4
	1356330-9	2	-	-	-	-		Cover, beige	Kåpa, beige		4

1

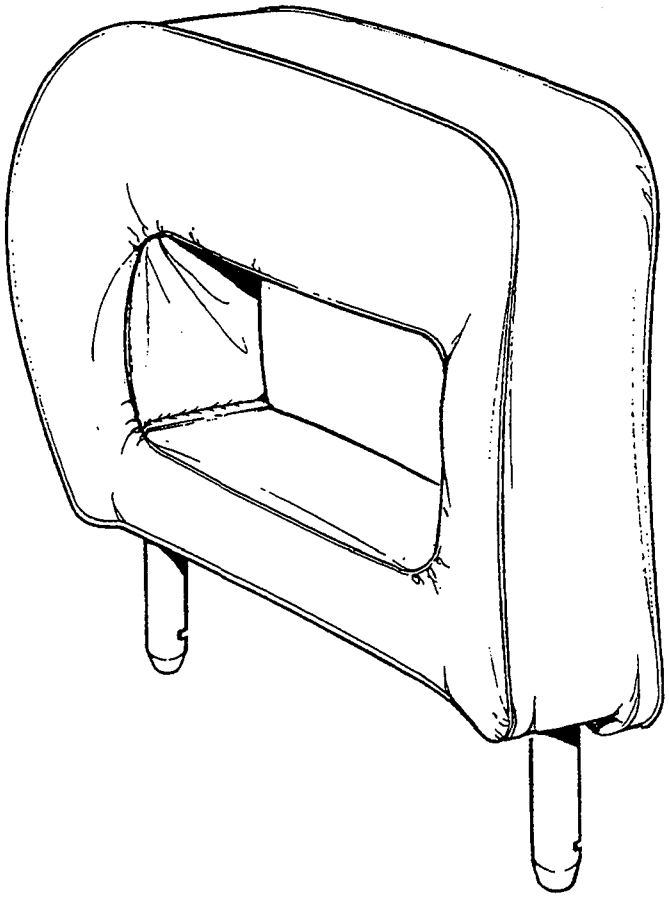

VOLVO
Genuine Parts
PV 880 38234

A
B
C
D
E

HEAD RESTRAINT NACKSKYDD

Group Grupp 88

Page Sida 1021

Fig	Part No. Artikel nr	Quantity / Antal A	B	C	D	E	PS	Description	Benämning	Notes Anmärkning	SR
1	3510043-7	2	-	-	-	-		Head restraint leather, black-grey	Nackskydd läder, svart-grå	(1356349) -1990	5
	3510044-5	2	-	-	-	-		Head restraint leather, black-blue	Nackskydd läder, svart-blå	(1356350) -1989	5
	3510045-2	2	-	-	-	-		Head restraint beige leather ...	Nackskydd beige läder	(1356351)	5
	3406495-6	2	-	-	-	-		Head restraint dark grey	Nackskydd mörkgrå	1990-	5

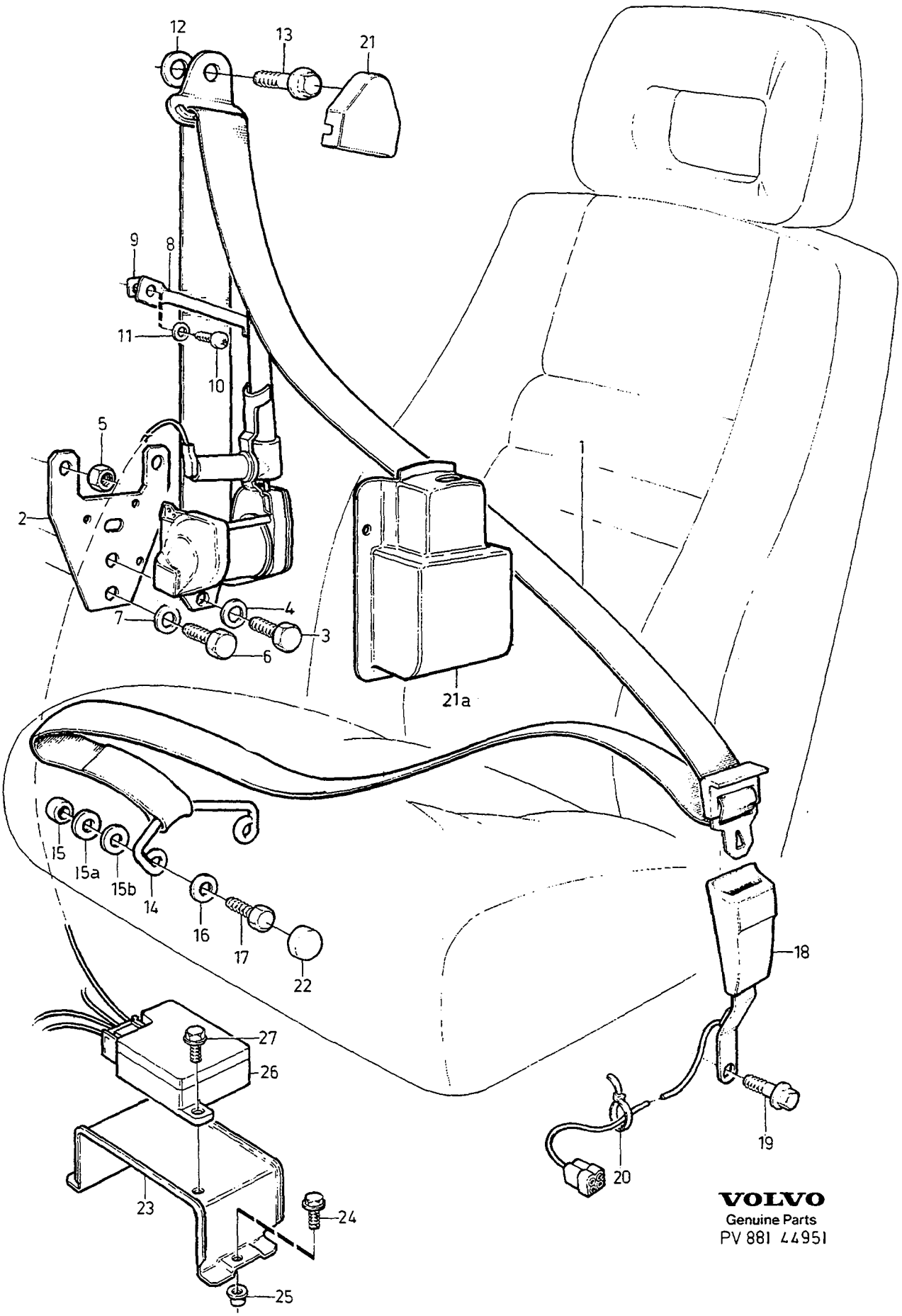

VOLVO
Genuine Parts
PV 881 44951

A	ALTER 1
B	ALTER 2
C	
D	
E	

SEAT BELT FRONT — BILBÄLTE FRÄMRE

Group / Grupp 88

Page / Sida 1023

	Fig	Part No. / Artikel nr	Quantity / Antal A	B	C	D	E	PS	Description	Benämning	Notes / Anmärkning	SR
	1	1396072-9	1	1	-	-	-		Seat belt, l.h.	Bilbälte, v	1) (1341584)	2
☆		3406310-7	1	1	-	-	-		Seat belt, l.h.	Bilbälte, v	2)	3
		1396073-7	1	1	-	-	-		Seat belt, r.h.	Bilbälte, h	1) (1341585)	2
☆		3406311-5	1	1	-	-	-		Seat belt, r.h.	Bilbälte, h	2)	3
	2	1341414-9	2	2	-	-	-		Plate	Platta		4
	3	943394-7	2	2	-	-	-		Screw	Skruv		2
	4	955896-6	2	2	-	-	-		Washer	Bricka		2
	5	945408-3	4	4	-	-	-		Flange nut	Flänsmutter		2
	6	943394-7	2	2	-	-	-		Screw	Skruv		2
	7	960148-5	2	-	-	-	-		Washer	Bricka		2
(		970944-5	-	2	-	-	-		Screw	Skruv	(940148)	2
	8	1341777-9	2	2	-	-	-		Bracket	Konsol	1)	4
☆		3406409-7	2	2	-	-	-		Bracket	Konsol	2)	4
	9	1356209-5	4	4	-	-	-		Retainer	Hållare		2
	10	969476-1	4	4	-	-	-		Screw	Skruv	(955141)	2
	11	940090-4	4	4	-	-	-		Washer	Bricka		2
(	12	3510180-7	2	2	-	-	-		Bushing	Bussning	1)	2
☆		3406408-9	2	2	-	-	-		Spacer washer	Distansbricka	2)	2
	13	1331470-3	2	2	-	-	-		Screw	Skruv		2
	14	1341739-9	2	2	-	-	-		Slide rail	Glidskena		4
	15	1341723-3	4	4	-	-	-		Spacer washer	Distansbricka		2
	15a	1396153-7	2	2	-	-	-		Washer	Bricka		2
	15b	1396152-9	4	4	-	-	-		Washer	Bricka		2
	16	1396062-0	4	4	-	-	-		Washer	Bricka		2
	17	*949641*	4	4	-	-	-	OP	Screw	Skruv		2
	18	*(1373231)*	2	2	-	-	-	SP	Belt catch, r.h.	Bältlås, h	-1987 REPL 2PCS 3521590-4, 1PCS 968389-7, 4PCS 946640-0.	3
		3521590-4	2	2	-	-	-		Belt catch	Bältlås	1) 1988-	2
☆		3525266-7	2	2	-	-	-		Belt catch	Bältlås	2)	2
	19	1221304-7	2	2	-	-	-		Screw	Skruv		3
	20	948211-8	2	2	-	-	-		Strip clamp	Bandklamma		2
(	21	1384082-2	2	2	-	-	-		Cover	Kåpa	1)	3
☆		3406307-3	2	2	-	-	-		Cover	Kåpa	2)	3
	21a	1384112-7	-	2	-	-	-		Cover	Täckkåpa		5
	22	1384020-2	2	2	-	-	-		Cover	Täckkåpa		3
	23	3515908-6	-	1	-	-	-		Bracket	Konsol	-1989 (1398265)	5
(	24	946544-4	-	2	-	-	-		Flange screw	Flänsskruv	-1986	2
		965354-4	-	2	-	-	-		Screw	Skruv	1987-	2
	25	1384176-2	-	2	-	-	-		Rivet	Nit	-1986	2
		949874-2	-	2	-	-	-		Flange lock nut	Flänslåsmutter	1987-	2
	26	1384227-3	-	1	-	-	-		Sensor	Givare		5
	27	965175-3	-	2	-	-	-		Flange screw	Flänsskruv		2

1) CH-9964
2) CH 9965-

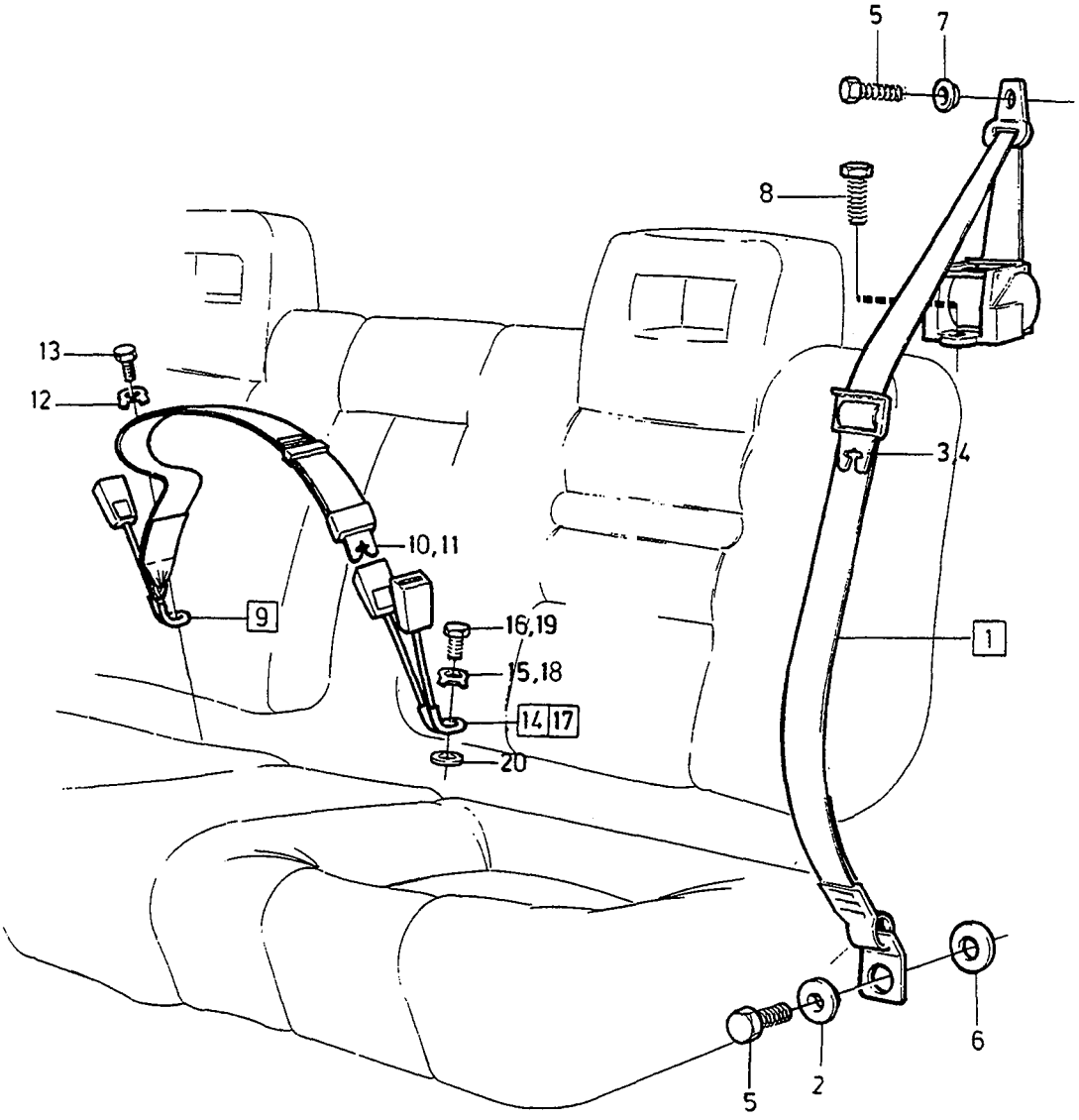

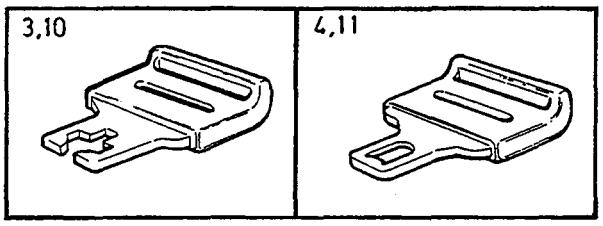

VOLVO
Genuine Parts
PV881 49742

A	1)
B	2)
C	3)
D	
E	

SEAT BELT REAR — BILBÄLTE BAKRE

Group / Grupp: 88

Page / Sida: 1025

Fig	Part No. / Artikel nr	Quantity / Antal A	B	C	D	E	PS	Description	Benämning	Notes / Anmärkning	SR
1	1356053-7	2	-	-	-	-		Seat belt	Bilbälte		3
	1374508-8	-	2	-	-	-		Seat belt, rear	Bilbälte, bakre		3
	3406344-6	-	-	2	-	-		Seat belt, rear	Bilbälte, bakre		3
2	1221010-0	1	1	-	-	-		•Bushing	•Bussning		4
3		1	-	-	-	-	NS	•Lock tab	•Låstunga		
4		-	1	-	-	-	NS	•Lock tab	•Låstunga		
5	1331470-3	4	4	-	-	-		Screw	Skruv		2
6	944633-7	2	2	-	-	-		Washer	Bricka		2
7	3510180-7	2	2	-	-	-		Bushing	Bussning		2
8	943394-7	2	2	-	-	-		Screw	Skruv		2
9	1388529-8	1	-	-	-	-		Seat belt centre	Bilbälte mittre	(1297785)	3
	3513660-5	-	1	-	-	-		Seat belt, centre	Bilbälte, mitt		3
10		1	-	-	-	-	NS	•Lock tab	•Låstunga		
11		-	1	-	-	-	NS	•Lock tab	•Låstunga		
12	1331060-2	1	1	-	-	-		•Washer	•Bricka		3
13	943395-4	1	1	-	-	-		•Screw	•Skruv		2
14	1297612-2	1	-	-	-	-		Belt catch	Bältlås		3
15	1331060-2	1	-	-	-	-		•Washer	•Bricka		3
16	943395-4	1	-	-	-	-		•Screw	•Skruv		2
☆ 17	3541114-9	-	1	-	-	-		Belt catch	Bältlås	(3513666)	3
18	1331060-2	-	1	-	-	-		Washer	Bricka		3
19	943395-4	-	1	-	-	-		Screw	Skruv		2
20	1264198-1	-	1	-	-	-		Plastic washer	Plastbricka		3

1) CH -6499.
2) CH 6793-
3) CH 9000-.

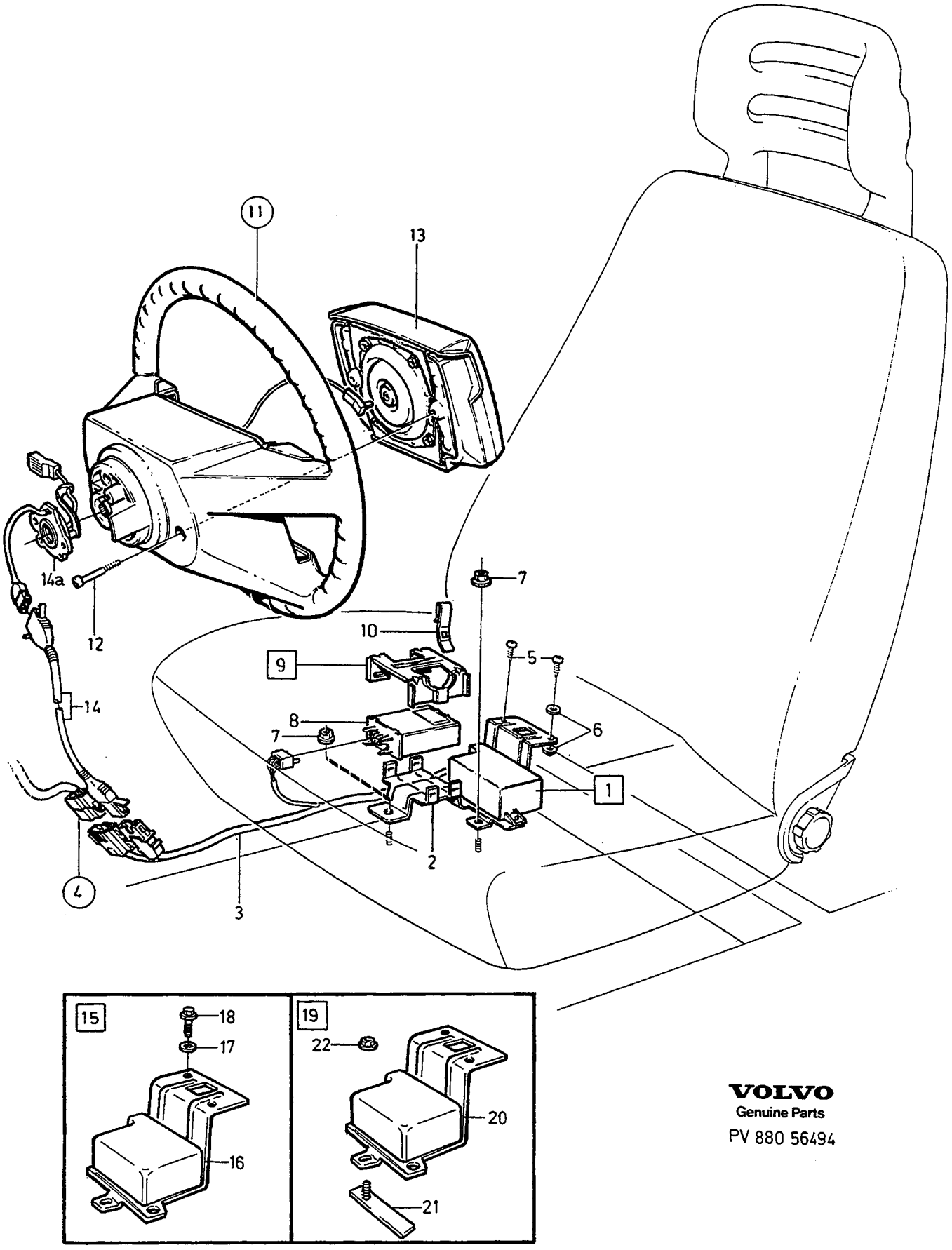

VOLVO
Genuine Parts
PV 880 56494

A		AIRBAG	AIRBAG	Group Grupp 88
B				
C				Page Sida 1027
D				
E				

Fig	Part No. Artikel nr	Quantity / Antal A	B	C	D	E	PS	Description	Benämning	Notes Anmärkning	SR
1		1	-	-	-	-	NS	Sensor	Givare		
2	3515908-6	1	-	-	-	-		•Bracket	•Konsol		5
3		1	-	-	-	-	NS	•Cable harness	•Kabelmatta		
4		1	-	-	-	-		Cable harness dashboard	Ledningsmatta instrumentbräda	SEE 37•479	
5	947493-3	2	-	-	-	-		Screw	Skruv	1)	2
	967552-1	2	-	-	-	-		Flange screw	Flänsskruv	2)	1
6	946813-3	4	-	-	-	-		Lock washer	Låsbricka	2)	2
7	949874-2	2	-	-	-	-		Flange lock nut	Flänslåsmutter		2
8	1363392-0	1	-	-	-	-		Standby power unit	Reservspänningsenhet		5
9	1398112-1	1	-	-	-	-		Protecting plate	Skyddsplatta		5
10	1398110-5	1	-	-	-	-		•Clip	•Clips		3
11		1	-	-	-	-		Steering wheel	Ratt	SEE 64•805	
12	969147-8	2	-	-	-	-		Screw	Skruv		2
13	1359312-4	1	-	-	-	-		Airbag module	Airbagmodul		5
14	9130001-2	1	-	-	-	-		Ignition cable	Tändledning		5
14a		1	-	-	-	-		Contact unit	Kontaktenhet	SEE 64•791	
15	271245-3	1	-	-	-	-		Mounting kit	Monteringssats	REPL 1PCS 271355-0	5
16		1	-	-	-	-	NS	•Sensor	•Givare		
17	967599-2	4	-	-	-	-		•Toothed washer	•Tandbricka		2
18	968476-2	2	-	-	-	-		•Flange screw	•Flänsskruv		2
19	271355-0	1	-	-	-	-		Mounting kit	Monteringssats		5
20		1	-	-	-	-	NS	•Sensor	•Givare		
21	3544168-2	2	-	-	-	-		•Screw plate	•Skruvplatta		2
22	965483-1	2	-	-	-	-		•Flange nut	•Flänsmutter		2

1) CH -6499.
2) CH 6793-

OTHER EQUIPMENT / ÖVRIG UTRUSTNING

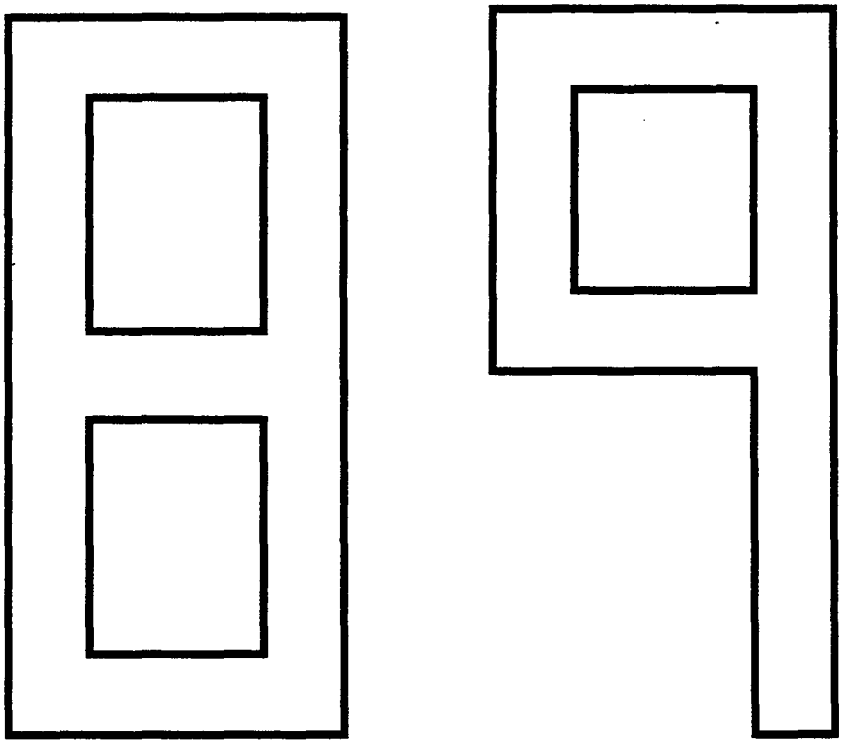

A
B
C
D
E

SUB GROUP
OTHER EQUIPMENT

UNDERGRUPP
ÖVRIG UTRUSTNING

Group
Grupp
89

Page
Sida
1029

Fig	Part No. Artikel nr	Quantity / Antal					P S	Description	Benämning	Notes Anmärkning	S R
		A	B	C	D	E					
		-	-	-	-	-		Tools and jack	Verktyg och domkraft	SEE 89•1031	
		-	-	-	-	-		Stickers	Dekaler	SEE 89•1033	
		-	-	-	-	-		Insulating mats	Isoleringsmattor	SEE 89•1035	
		-	-	-	-	-		Sealing plugs body	Tätningspluggar kaross	SEE 89•1037	
		-	-	-	-	-		Sealing plugs	Tätningspluggar	SEE 89•1041	
		-	-	-	-	-		Paints	Färg	SEE 89•1043	

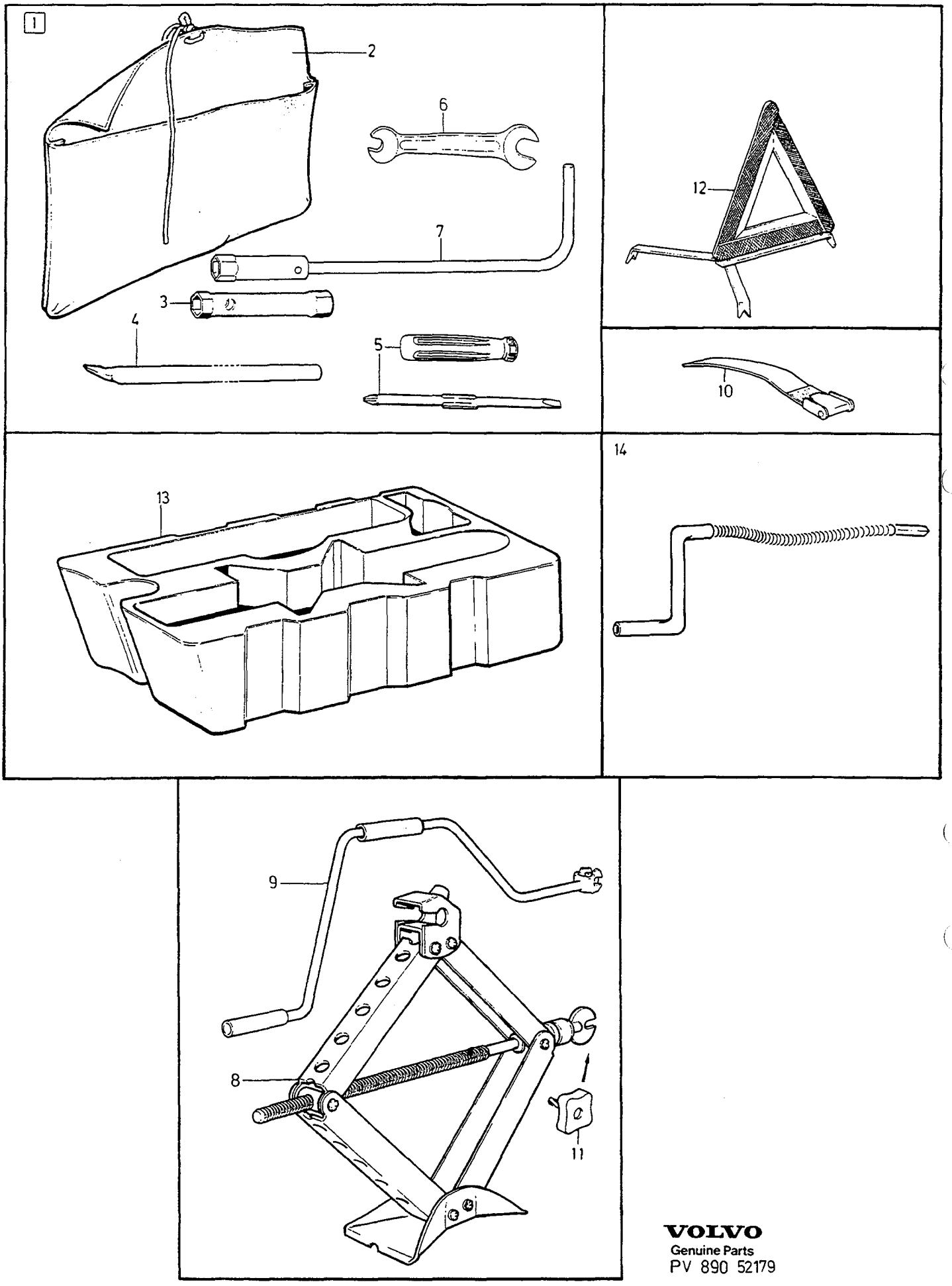

VOLVO
Genuine Parts
PV 890 52179

A
B
C
D
E

TOOLS AND JACK — VERKTYG OCH DOMKRAFT

Group / Grupp 89

Page / Sida 1031

Fig	Part No. / Artikel nr	Quantity / Antal A	B	C	D	E	PS	Description	Benämning	Notes / Anmärkning	SR
1		1	-	-	-	-	NS	Tool bag	Verktygsväska	COMPL	
2	1228668-8	1	-	-	-	-		• Tool bag	• Verktygsfodral		6
3	1228568-0	1	-	-	-	-		• Socket wrench	• Hylsnyckel		6
4	210082-4	1	-	-	-	-		• Lever	• Hävarm		6
5	963929-5	1	-	-	-	-		• Screwdriver	• Skruvmejsel		6
	3530148-0	1	-	-	-	-		• Screwdriver	• Skruvmejsel	TORX	6
6	962052-7	1	-	-	-	-		• Open-end spanner	• U-nyckel	10-11mm	6
	210101-2	1	-	-	-	-		• Open-end spanner	• U-nyckel	12-13mm	6
7	1359800-8	1	-	-	-	-		• Spark plug spanner	• Tändstiftnyckel		6
8	1355190-8	1	-	-	-	-		Jack	Domkraft		3
9	3503671-4	1	-	-	-	-		Crank	Vev	(1316478)	3
10	1321999-3	1	-	-	-	-		Belt	Rem	(1331373)	4
11	1316900-8	1	-	-	-	-		Screw	Skruv		3
12	3518874-7	1	-	-	-	-		Warning triangle	Varningstriangel	(1358045)	3
13	3510864-6	1	-	-	-	-		Tool box	Verktygslåda		3
14	1331903-3	1	-	-	-	-		Crank	Vev	-1989	5
	3406731-4	1	-	-	-	-		Crank	Vev	1990-	5

4

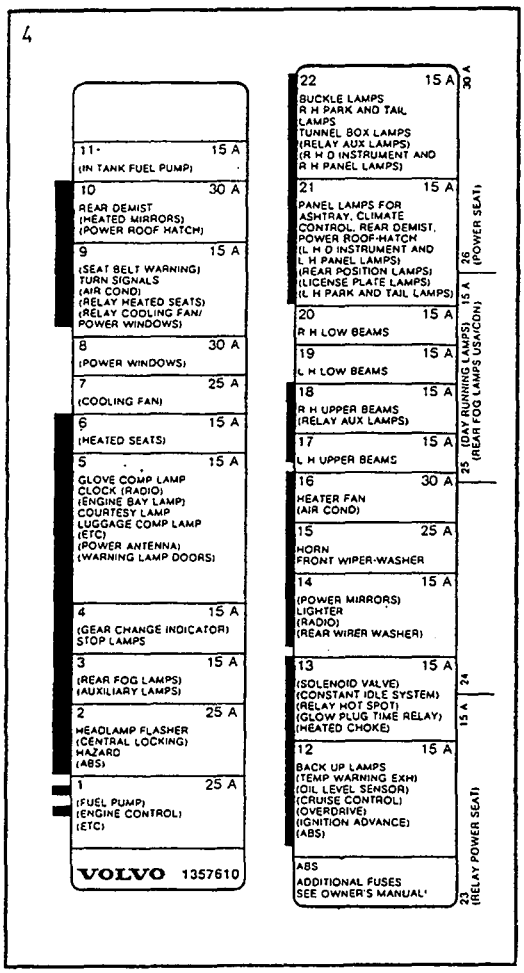
11 15 A
(IN TANK FUEL PUMP)
10 30 A
REAR DEMIST
(HEATED MIRRORS)
(POWER ROOF HATCH)
9 15 A
(SEAT BELT WARNING)
TURN SIGNALS
(AIR COND)
(RELAY HEATED SEATS)
(RELAY COOLING FAN/
POWER WINDOWS)
8 30 A
(POWER WINDOWS)
7 25 A
(COOLING FAN)
6 15 A
(HEATED SEATS)
5 15 A
GLOVE COMP LAMP
CLOCK (RADIO)
(ENGINE BAY LAMP)
COURTESY LAMP
LUGGAGE COMP LAMP
(ETC)
(POWER ANTENNA)
(WARNING LAMP DOORS)
4 15 A
(GEAR CHANGE INDICATOR)
STOP LAMPS
3 15 A
(REAR FOG LAMPS)
(AUXILIARY LAMPS)
2 25 A
HEADLAMP FLASHER
(CENTRAL LOCKING)
HAZARD
(ABS)
1 25 A
(FUEL PUMP)
(ENGINE CONTROL)
(ETC)
VOLVO 1357610
22 15 A
BUCKLE LAMPS
R H PARK AND TAIL
LAMPS
TUNNEL BOX LAMPS
(RELAY AUX LAMPS)
(R H O INSTRUMENT AND
R H PANEL LAMPS)
21 15 A
PANEL LAMPS FOR
ASHTRAY, CLIMATE
CONTROL, REAR DEMIST,
POWER ROOF-HATCH
(L H O INSTRUMENT AND
L H PANEL LAMPS)
(REAR POSITION LAMPS)
(LICENSE PLATE LAMPS)
(L H PARK AND TAIL LAMPS)
20 15 A
R H LOW BEAMS
19 15 A
L H LOW BEAMS
18 15 A
R H UPPER BEAMS
(RELAY AUX LAMPS)
17 15 A
L H UPPER BEAMS
16 30 A
HEATER FAN
(AIR COND)
15 25 A
HORN
FRONT WIPER-WASHER
14 15 A
(POWER MIRRORS)
LIGHTER
(RADIO)
(REAR WIRER WASHER)
13 15 A
(SOLENOID VALVE)
(CONSTANT IDLE SYSTEM)
(RELAY HOT SPOT)
(GLOW PLUG TIME RELAY)
(HEATED CHOKE)
12 15 A
BACK UP LAMPS
(TEMP WARNING EXH)
(OIL LEVEL SENSOR)
(CRUISE CONTROL)
(OVERDRIVE)
(IGNITION ADVANCE)
(ABS)
ABS
ADDITIONAL FUSES
SEE OWNER'S MANUAL
30 A
26 (POWER SEAT)
15 A
25 (DAY RUNNING LAMPS) 15 A
(REAR FOG LAMPS USA/CON)
24
15 A
23 (RELAY POWER SEAT)

7


HOW TO USE THE JACK
ANVÄNDNING AV DOMKRAFTEN
COMMENT UTILISER LE CRIC
VOLVO 3501890

2


DIESEL
VOLVO 1255174 P01

3

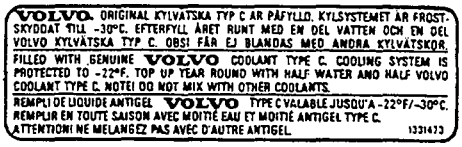
VOLVO ORIGINAL KYLVÄTSKA TYP C ÄR PÅFYLLD. KYLSYSTEMET ÄR FROST-SKYDDAT TILL -30°C. EFTERFYLL ÅRET RUNT MED EN DEL VATTEN OCH EN DEL VOLVO KYLVÄTSKA TYP C. OBS! FÅR EJ BLANDAS MED ANDRA KYLVÄTSKOR.
FILLED WITH GENUINE VOLVO COOLANT TYPE C. COOLING SYSTEM IS PROTECTED TO -12°F. TOP UP YEAR ROUND WITH HALF WATER AND HALF VOLVO COOLANT TYPE C. NOTE! DO NOT MIX WITH OTHER COOLANTS.
REMPLI DE LIQUIDE ANTIGEL VOLVO TYPE C VALABLE JUSQU'A -22°F/-30°C. REMPLIR EN TOUTE SAISON AVEC MOITIÉ EAU ET MOITIÉ ANTIGEL TYPE C. ATTENTION! NE MELANGEZ PAS AVEC D'AUTRE ANTIGEL.
1331473

1


UNLEADED FUEL ONLY
ESSENCE SANS PLOMB
UNVERBLEITER KRAFTSTOFF
1367677

5


ENDAST BLYFRI BENSIN
VOLVO 1389468

6


SRS

A		STICKERS DEKALER	Group Grupp 89
B			
C			Page Sida 1033
D			
E			

	Fig	Part No. Artikel nr	Quantity / Antal A	B	C	D	E	P S	Description	Benämning	Notes Anmärkning	S R
	1	1367677-0	1	-	-	-	-		Decal	Dekal	(1297819)	3
	2	1255174-3	1	-	-	-	-		Decal	Dekal		3
	3	1331473-7	1	-	-	-	-		Decal	Dekal		3
☆	4	271348-5	1	-	-	-	-		Decal set fuses	Dekalsats säkringar	1)	3
	5	1389468-8	1	-	-	-	-		Decal	Dekal		3
	6	3517690-8	1	-	-	-	-		Decal	Dekal		6
☆	7	3501890-2	1	-	-	-	-		Decal	Dekal		4

1) French and English text. / Fransk och engelsk text.

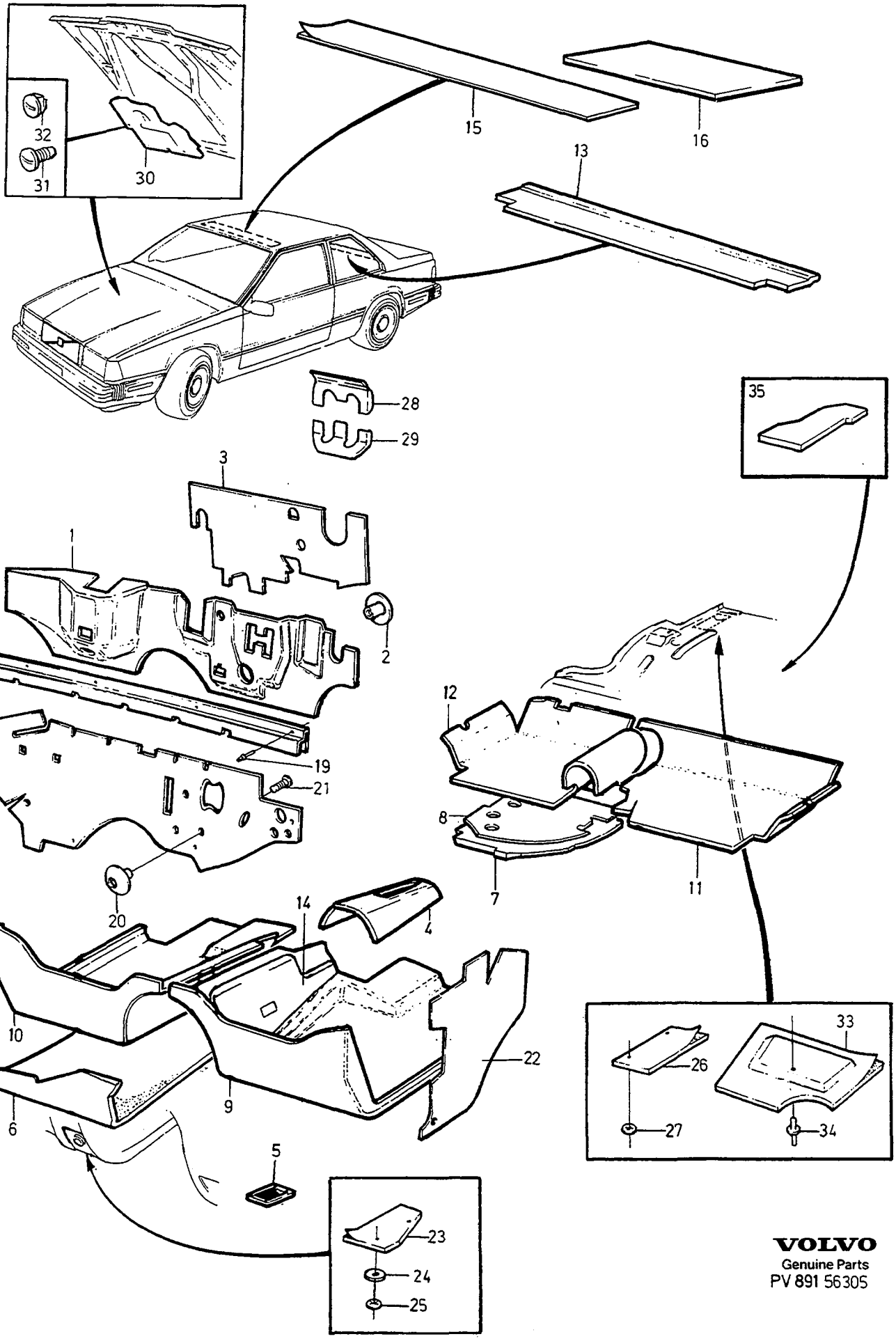

VOLVO
Genuine Parts
PV 891 56305

A
B
C
D
E

INSULATING MATS ISOLERINGSMATTOR

Group / Grupp 89

Page / Sida 1035

Fig	Part No. / Artikel nr	Quantity / Antal A	B	C	D	E	PS	Description	Benämning	Notes / Anmärkning	SR
1	3527912-4	1	-	-	-	-		Insulating mat	Isoleringsmatta	(3508104)	5
								Firewall	Mellanbräda		
2	1379393-0	5	-	-	-	-		Clip	Clips	-1990	4
	1379393-0	6	-	-	-	-		Clip	Clips	1991-	4
3	3519270-7	1	-	-	-	-		Insulating material	Isoleringsmaterial	(1371094) -1990	5
4	1297588-4	1	-	-	-	-		Insulating mat	Isoleringsmatta	-1990	5
	3527914-0	1	-	-	-	-		Insulating mat	Isoleringsmatta	1991-	5
5		1	-	-	-	-		Seal	Tätning	SEE 43 • 597	
								Gear lever	Växelspak		
6	1371229-4	1	-	-	-	-		Heat insulation	Värmeisolering		5
7	1320416-9	1	-	-	-	-		Heat insulation	Värmeisolering	-1986	5
	1371492-8	1	-	-	-	-		Heat insulation	Värmeisolering	1987-	5
8	1384433-7	1	-	-	-	-		Insulating mat, l.h.	Isoleringsmatta, v		6
	1384434-5	1	-	-	-	-		Insulating mat, r.h.	Isoleringsmatta, h		6
9	1386934-2	1	-	-	-	-		Insulating mat, l.h.	Isoleringsmatta, v	(1379045)	5
10	1386937-5	1	-	-	-	-		Insulating mat, r.h.	Isoleringsmatta, h	(1371228)	5
11	1393115-9	1	-	-	-	-		Insulating mat, l.h.	Isoleringsmatta, v	(1396226)	5
12	1393116-7	1	-	-	-	-		Insulating mat, r.h.	Isoleringsmatta, h	(1396267)	5
13	1304765-9	X	-	-	-	-		Insulating mat	Isoleringsmatta	1)	5
14	1338574-5	1	-	-	-	-		Spacer	Mellanlägg		5
15	692075-5	X	-	-	-	-		Insulating mat	Isoleringsmatta		5
16	1350502-9	3	-	-	-	-		Insulating mat	Isoleringsmatta	1990-	6
								Roof plate	Takplåt		
17	3510795-2	1	-	-	-	-		Insulating mat	Isoleringsmatta	D24TIC -1988 (1384415)	5
	1374663-1	1	-	-	-	-		Insulating mat	Isoleringsmatta	2) D24TIC	5
18	1384430-3	1	-	-	-	-		Retainer	Hållare	D24TIC	5
19	973883-2	5	-	-	-	-		Blind rivet	Blindnit		2
20	1371104-9	4	-	-	-	-		Catch washer	Spärrbricka		2
21		5	-	-	-	-	NS	Blind rivet	Blindnit		
22	3510900-8	1	-	-	-	-		Insulating mat l.h.	Isoleringsmatta v	(1396239) -1990	6
	3406777-7	1	-	-	-	-		Insulating mat, r.h.	Isoleringsmatta, h	(1396240) -1990	6
23	3542053-8	1	-	-	-	-		Heat insulation	Värmeisolering		5
☆ 24	3542058-7	1	-	-	-	-		Spacer	Mellanlägg	1990-	2
25	1371104-9	2	-	-	-	-		Catch washer	Spärrbricka	-1989	2
	1308206-0	1	-	-	-	-		Nut	Mutter	1990-	3
26	3526130-4	1	-	-	-	-		Heat-protecting-plate	Värmeskyddsplåt	EXC DSL(1331216)	4
27	1371104-9	2	-	-	-	-		Catch washer	Spärrbricka		2
28	*1396102*	1	-	-	-	-	OP	Shield, upper	Skärmplåt, övre	D24TIC	5
29	*1396101*	1	-	-	-	-	OP	Shield, lower	Skärmplåt, undre	D24TIC	5
30	1341467-7	1	-	-	-	-		Sound absorber	Ljudabsorbent	-1987	2
	3510382-9	1	-	-	-	-		Sound absorber	Ljudabsorbent	1988-	2
31	1247342-7	7	-	-	-	-		Clip, black	Clips, svart		3
32	3519357-2	15	-	-	-	-		Clip	Clips		3
33	3527003-2	1	-	-	-	-		Insulating material	Isoleringsmaterial		4
34	975594-3	1	-	-	-	-		Blind rivet	Blindnit	(966793)	2
35	3527002-4	1	-	-	-	-		Heat insulation	Värmeisolering		5

1) Unit: Linear metre. Width of material = 60cm. / Enhet längdmeter. Metervarans bredd = 60cm.
2) CH 6793-

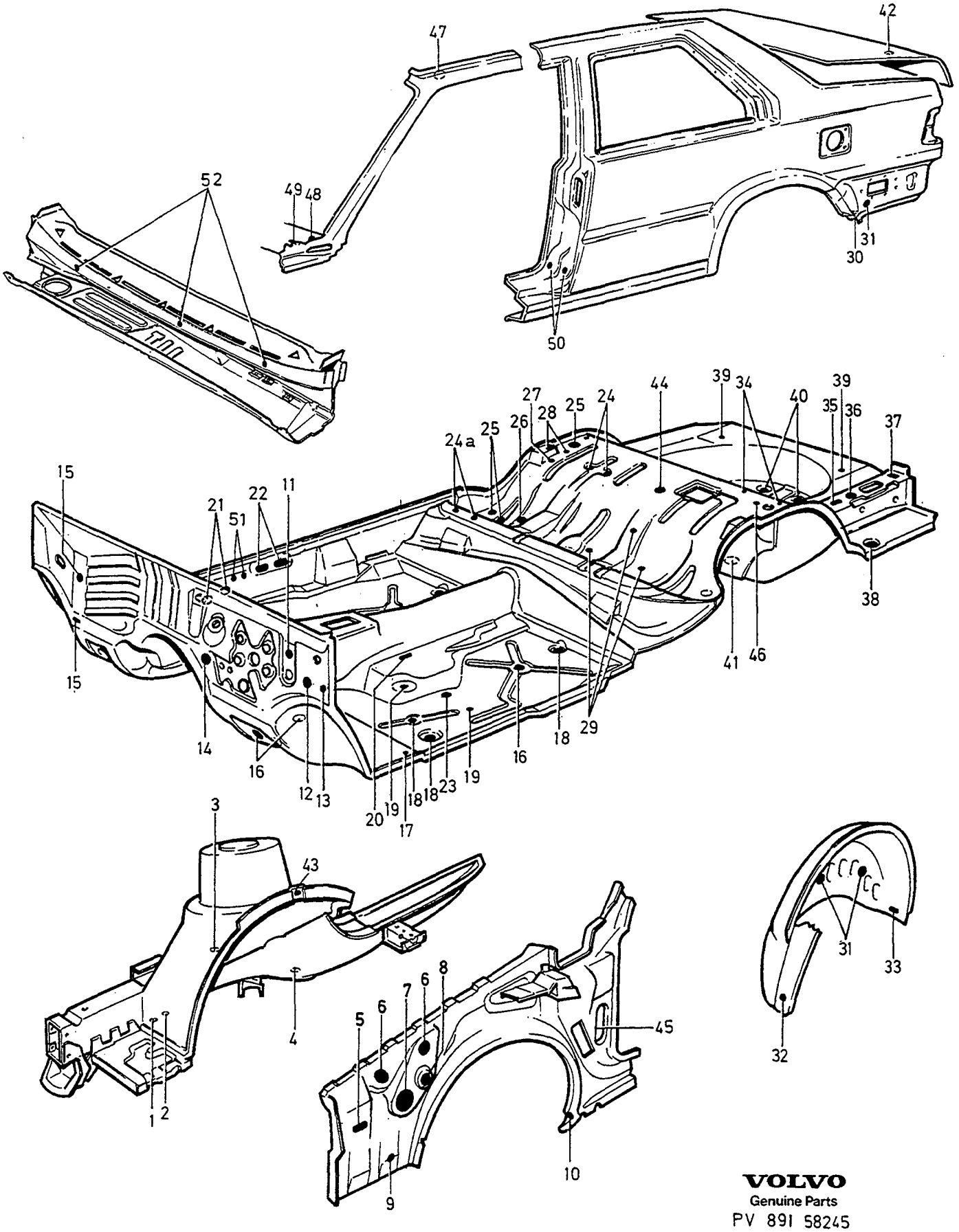

VOLVO
Genuine Parts
PV 891 58245

A
B
C
D
E

SEALING PLUGS BODY — TÄTNINGSPLUGGAR KAROSS

Group / Grupp 89

Page / Sida 1037

Fig	Part No. / Artikel nr	Quantity / Antal A	B	C	D	E	PS	Description	Benämning	Notes / Anmärkning	SR
		-	-	-	-	-		Sealing plug	Tätningsplugg	1) SEE 89•1041	
1	684202-5	4	-	-	-	-		Plug	Plugg		4
2	1316234-2	2	-	-	-	-		Plug	Plugg		2
3	941269-3	4	-	-	-	-		Grommet	Genomföring		2
4	346509-3	2	-	-	-	-		Plug	Plugg		1
5	1304214-8	2	-	-	-	-		Plug	Plugg	-1989	2
6	1297771-6	4	-	-	-	-		Plug	Plugg		2
7	1379083-7	1	-	-	-	-		Plug	Plugg		2
8	1371415-9	2	-	-	-	-		Plug plastics	Plugg plast		2
9	961971-9	1	-	-	-	-		Rubber bushing	Gummibussning		2
10	974688-4	2	-	-	-	-		Plug	Plugg		3
11	6814314-8	1	-	-	-	-		Plug	Plugg		3
12	1371448-0	1	-	-	-	-		Grommet	Genomföring		2
13	1371265-8	1	-	-	-	-		Rubber bushing	Gummibussning		3
14	1320164-5	1	-	-	-	-		Plug	Plugg		2
15	1318965-9	2	-	-	-	-		Plug	Plugg	(1320162)	2
16	681481-8	7	-	-	-	-		Sealing washer	Tätningsbricka		3
17	1318990-7	1	-	-	-	-		Sealing washer	Tätningsbricka		3
18	1320510-9	9	-	-	-	-		Sealing washer	Tätningsbricka		3
19	1318965-9	3	-	-	-	-		Plug	Plugg		2
20	1320166-0	2	-	-	-	-		Plug	Plugg		2
21	1371415-9	4	-	-	-	-		Plug	Plugg		2
22	1304214-8	4	-	-	-	-		Plug	Plugg		2
23	677337-8	1	-	-	-	-		Plug	Plugg		2
24	948240-7	2	-	-	-	-		Plug	Plugg		3
24a	948240-7	4	-	-	-	-		Plug	Plugg	2)	3
☆	974683-5	3	-	-	-	-		Plug	Plugg	3)	3
25	1297771-6	6	-	-	-	-		Plug	Plugg		2
☆ 26	975827-7	2	-	-	-	-		Plug	Plugg		3
27	3526062-9	2	-	-	-	-		Sealing washer	Tätningsbricka		2
28	1324950-3	4	-	-	-	-		Plug	Plugg		2
☆ 29	974683-5	4	-	-	-	-		Plug	Plugg	(677232)	3
30	3508787-3	1	-	-	-	-		Sealing plug	Tätningsplugg	(1338394)	2
	1334753-9	1	-	-	-	-		Rubber bushing	Gummibussning	S.R	4
	3508787-3	2	-	-	-	-		Sealing plug	Tätningsplugg	W/O S.R	2
	961970-1	1	-	-	-	-		Rubber bushing	Gummibussning	4) S.R	2
31	974688-4	4	-	-	-	-		Plug	Plugg		3
32	1356155-0	2	-	-	-	-		Plug	Plugg		2
33	1316234-2	2	-	-	-	-		Plug	Plugg		2
34	1255988-6	7	-	-	-	-		Plug	Plugg		3
35	1320172-8	2	-	-	-	-		Plug	Plugg		2
36	1320163-7	2	-	-	-	-		Plug	Plugg		2
37	3526062-9	2	-	-	-	-		Sealing washer	Tätningsbricka		2
38	1360872-4	2	-	-	-	-		Plug	Plugg		2
39	3526062-9	2	-	-	-	-		Sealing washer	Tätningsbricka		2
40	1320414-4	2	-	-	-	-		Cover washer	Täckbricka		3
	686355-9	2	-	-	-	-		Rubber bushing	Gummibussning		5
41	1211880-8	2	-	-	-	-		Sealing washer	Tätningsbricka		2
42	1316583-2	2	-	-	-	-		Plug	Plugg		2
43	1379650-3	2	-	-	-	-		Plug	Plugg		2
44	1320163-7	1	-	-	-	-		Plug	Plugg		2
45	1320163-7	2	-	-	-	-		Plug	Plugg		2
46	1318312-4	1	-	-	-	-		Sleeve	Hylsa		3
47	1331319-2	2	-	-	-	-		Seal	Tätning	W/O S.R	4
48	1341938-7	2	-	-	-	-		Plug	Plugg		2

1) The appearance and dimensions where available of all plugs, see the page specified. / Övriga här ej medtagna pluggar samt utseende och eventuella måttuppgifter på samtliga pluggar, se angiven sida
2) CH -11305
3) CH 11306-
4) Spare part version. / Reservdelsutförande.

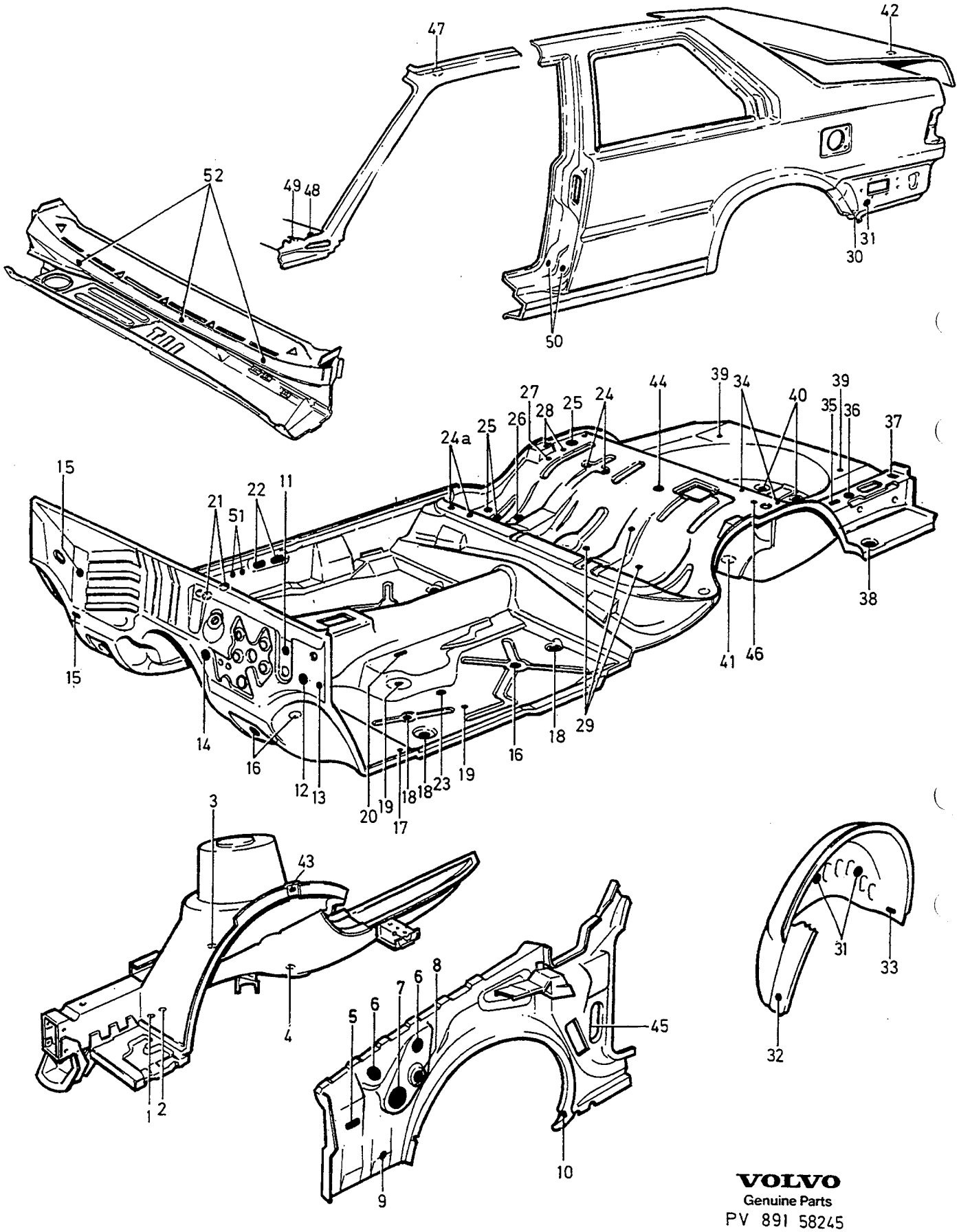

VOLVO
Genuine Parts
PV 891 58245

A
B
C
D
E

SEALING PLUGS BODY — TÄTNINGSPLUGGAR KAROSS

Group / Grupp 89

Page / Sida 1039

Fig	Part No. / Artikel nr	Quantity / Antal A	B	C	D	E	PS	Description	Benämning	Notes / Anmärkning	SR
49	1341882-7	2	-	-	-	-		Cover	Lock		2
50	948240-7	4	-	-	-	-		Plug	Plugg		3
51	3500689-9	10	-	-	-	-		Plug	Plugg		2
52	3503040-2	3	-	-	-	-		Plug	Plugg		3

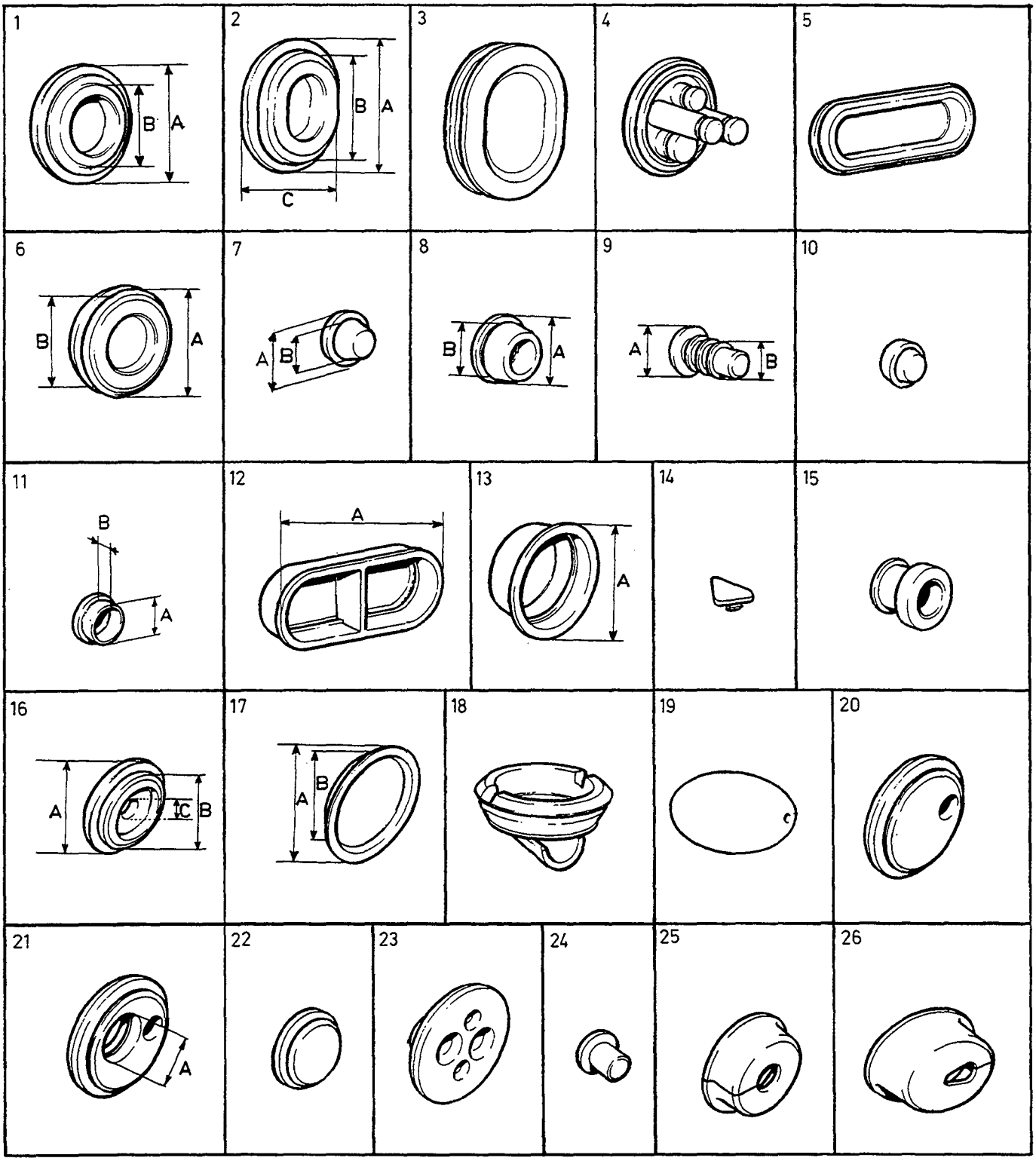
1
B
A
2
B
A
C
3
4
5
6
B
A
7
A
B
8
B
A
9
A
B
10
11
B
A
12
A
13
A
14
15
16
A
C
B
17
A
B
18
19
20
21
A
22
23
24
25
26

A
B
C
D
E

SEALING PLUGS — TÄTNINGSPLUGGAR

Group / Grupp 89

Page / Sida 1041

Fig	Part No. Artikel nr	Quantity / Antal A	B	C	D	E	PS	Description	Benämning	Notes Anmärkning	SR
1	1318965-9	X	-	-	-	-		Plug	Plugg	A30, B20 (1320162)	2
	1318965-9	X	-	-	-	-		Plug	Plugg	A30, B21	2
	1320163-7	X	-	-	-	-		Plug	Plugg	A40, B30	2
	1320164-5	X	-	-	-	-		Plug	Plugg	A50, B40	2
☆	974688-4	X	-	-	-	-		Plug	Plugg	A44, B36	3
	1316583-2	X	-	-	-	-		Plug	Plugg	A12, B6	2
	3508787-3	X	-	-	-	-		Sealing plug	Tätningsplugg	A41.5, B36	2
2	1320172-8	X	-	-	-	-		Plug	Plugg	A34, B24, C30	2
	3503040-2	X	-	-	-	-		Plug	Plugg	A55, B39.7, C40	3
3	1379650-3	X	-	-	-	-		Plug	Plugg	-1989	2
4	1371448-0	X	-	-	-	-		Grommet	Genomföring		2
5	1320166-0	X	-	-	-	-		Plug	Plugg		2
6	961970-1	X	-	-	-	-		Rubber bushing	Gummibussning	A40, B32	2
7	1324950-3	X	-	-	-	-		Plug	Plugg	A22, B12	2
	1356155-0	X	-	-	-	-		Plug	Plugg	A30, B20	2
	684202-5	X	-	-	-	-		Plug	Plugg	A13, B7	4
8	346509-3	X	-	-	-	-		Plug	Plugg	A22, B16.5	1
	975827-7	X	-	-	-	-		Plug	Plugg	A40, B30	3
	686355-9	X	-	-	-	-		Rubber bushing	Gummibussning	A30, B25	5
	3500689-9	X	-	-	-	-		Plug	Plugg	A20, B10	2
9	685851-8	X	-	-	-	-		Plug	Plugg	A14, B6.5	2
	677337-8	X	-	-	-	-		Plug	Plugg	A15, B8	2
☆ 10	974683-5	X	-	-	-	-		Plug	Plugg	(677232)	3
11	948240-7	X	-	-	-	-		Plug	Plugg	A10.7, B5.5	3
12	1316234-2	X	-	-	-	-		Plug	Plugg	A42	2
	1304214-8	X	-	-	-	-		Plug	Plugg	A70	2
13	1371415-9	X	-	-	-	-		Plug	Plugg	A48	2
	1297771-6	X	-	-	-	-		Plug	Plugg	A60	2
	1379083-7	X	-	-	-	-		Plug	Plugg	A100	2
14	1341938-7	X	-	-	-	-		Plug	Plugg		2
15	6814314-8	X	-	-	-	-		Plug	Plugg		3
16	1371265-8	X	-	-	-	-		Rubber bushing	Gummibussning	A30, B20, C5.5	3
17	1318990-7	X	-	-	-	-		Sealing washer	Tätningsbricka	A40, B21	3
	1320510-9	X	-	-	-	-		Sealing washer	Tätningsbricka	A45, B35	3
	1320414-4	X	-	-	-	-		Cover washer	Täckbricka	A60, B45	3
	681481-8	X	-	-	-	-		Sealing washer	Tätningsbricka	A55, B40	3
	1380306-9	X	-	-	-	-		Sealing washer	Tätningsbricka	A84, B64	2
18	1360872-4	2	-	-	-	-		Plug	Plugg	(1379282)	2
19	1331319-2	2	-	-	-	-		Seal	Tätning		4
20	3508787-3	1	-	-	-	-		Sealing plug	Tätningsplugg		2
21	1334753-9	1	-	-	-	-		Rubber bushing	Gummibussning	A20	4
22	1341882-7	2	-	-	-	-		Cover	Lock		2
23	1354509-0	1	-	-	-	-		Bushing	Bussning		5
24	1318312-4	X	-	-	-	-		Sleeve	Hylsa		3
25	3544347-2	1	-	-	-	-		Seal, l.h.	Tätning, v		5
26	3544348-0	1	-	-	-	-		Seal, r.h.	Tätning, h		5

1

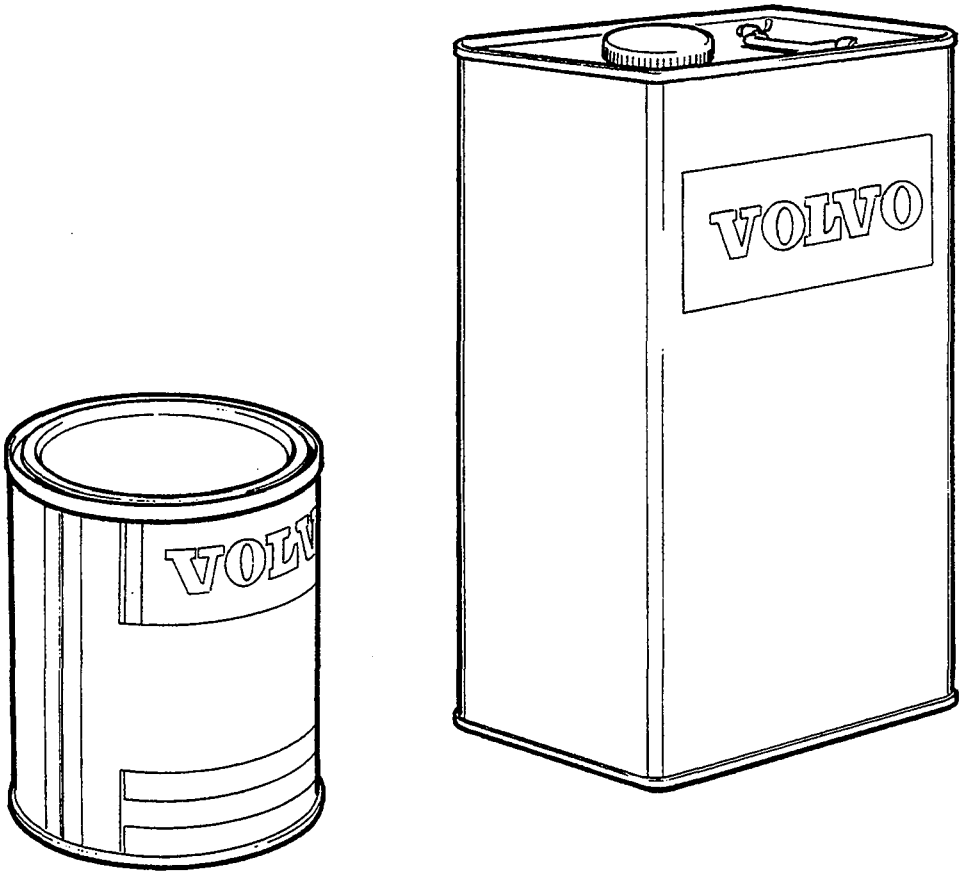

VOLVO
Genuine Parts
PV 800 44330

A
B
C
D
E

PAINTS FÄRG

Group Grupp 89

Page Sida 1043

Fig	Part No. Artikel nr	Quantity / Antal A	B	C	D	E	P S	Description	Benämning	Notes Anmärkning	S R
1		-	-	-	-	-		Paints	Färg		
		-	-	-	-	-		• CODE 19	• CODE 19	SEE 89 • 1045	
		-	-	-	-	-		• CODE 130	• CODE 130	SEE 89 • 1047	
		-	-	-	-	-		• CODE 173, 189, 112	• CODE 173, 189, 112	SEE 89 • 1045	
		-	-	-	-	-		• CODE 200, 400, 401, 406	• CODE 200, 400, 401, 406	SEE 89 • 1047	
		-	-	-	-	-		• CODE 405, 407, 408	• CODE 405, 407, 408	SEE 89 • 1049	
		-	-	-	-	-		• Paints, non-coded	• Färg, ej kodmärkta	SEE 89 • 1051	
		-	-	-	-	-		• Thinners	• Förtunning	SEE 89 • 1053	

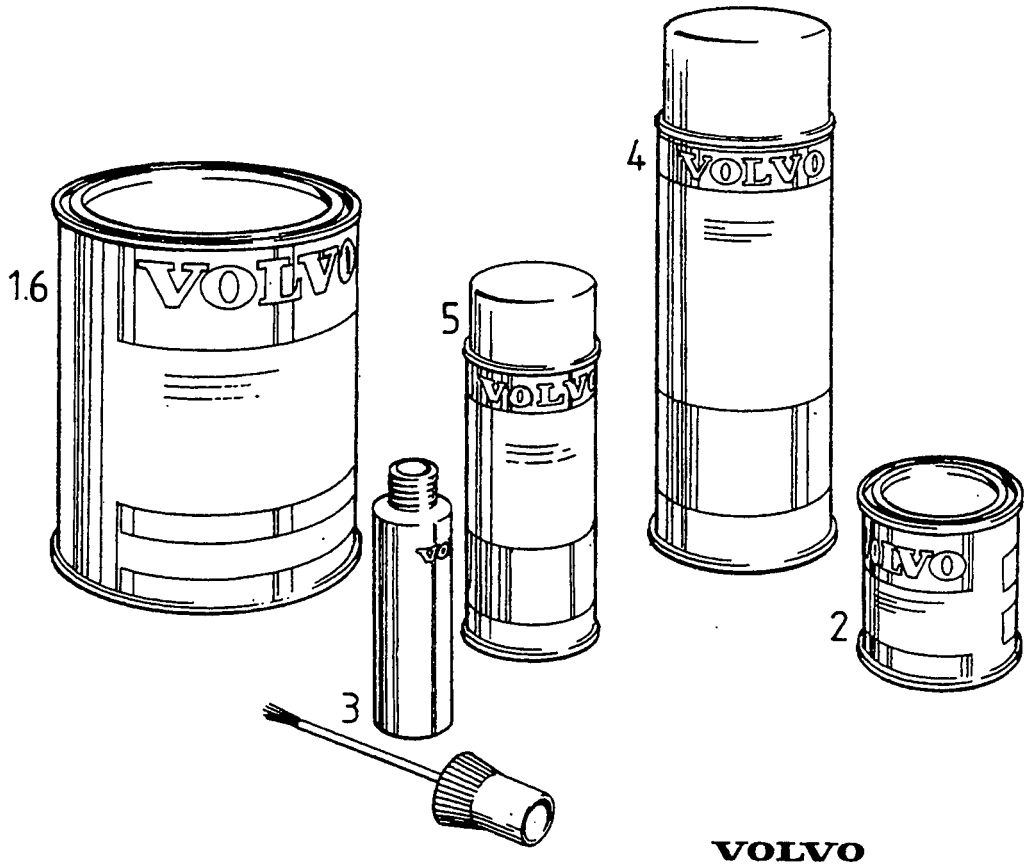

VOLVO
Genuine Parts
PV 800 30257

A	19
B	173
C	189
D	112
E	

PAINTS FÄRG

Group Grupp 89

Page Sida 1045

CODE 19, 173, 189, 112

Fig	Part No. Artikel nr	Quantity / Antal A	B	C	D	E	PS	Description	Benämning	Notes Anmärkning	SR
1		-	-	-	-	-		Paint, air drying, 1 l.	Färg, lufttorkande, 1l.		
	79982-5	1	-	-	-	-		•Paint black	•Färg svart		6
	1277326-3	-	1	-	-	-		•Paint mid red	•Färg mellanröd		2
	1277088-9	-	-	1	-	-		•Top coat white	•Täcklack vit		2
	1277387-5	1	1	1	-	-		•Hardener	•Härdare	1) (283242) 0.5l	6
2		-	-	-	-	-		Paint, air drying, 0,25 l.	Färg, lufttorkande, 0,25l.		
	1277459-2	1	-	-	-	-		•Paint black	•Färg svart		6
	1277548-2	-	1	-	-	-		•Paint mid red	•Färg mellanröd		6
	1277559-9	-	-	1	-	-		•Top coat white	•Täcklack vit		6
	9122031-9	-	-	-	1	-		•Paint ivory	•Färg elfenbensvit		3
3		-	-	-	-	-		Touch-up pen	Färgpenna		
	1396573-6	1	-	-	-	-		•Touch-up pen black	•Färgpenna svart	(283476)	3
	1396613-0	-	1	-	-	-		•Touch-up pen mid red	•Färgpenna mellanröd	(1129375)	3
	1396617-1	-	-	1	-	-		•Touch-up pen white	•Färgpenna vit	(1129712)	3
4		-	-	-	-	-		Paint, spray can, 0,3kg.	Färg, sprayförpackning, 0,3kg.		
	1396634-6	1	-	-	-	-		•Spray paint black	•Sprayfärg svart	(277925)	3
	1396671-8	-	1	-	-	-		•Spray paint mid red	•Sprayfärg mellanröd	(1129394)	3
	1396672-6	-	-	1	-	-		•Spray paint white	•Sprayfärg vit	(1129711)	3
5		-	-	-	-	-		Paint, spray can, 2x0,116kg.	Färg, sprayförpackning, 2x0,116kg.		
	1396500-9	1	-	-	-	-		•Spray paint black	•Sprayfärg svart	(S)(N)(DK)(SF)(IS)	2
	1396682-5	1	-	-	-	-		•Spray paint black	•Sprayfärg svart	EXC (S)(N)(DK)(SF)(IS)	2
	1396553-8	-	1	-	-	-		•Spray paint mid red	•Sprayfärg mellanröd	(S)(N)(DK)(SF)(IS)	2
	1396720-3	-	1	-	-	-		•Spray paint mid red	•Sprayfärg mellanröd	EXC (S)(N)(DK)(SF)(IS)	2
	1396557-9	-	-	1	-	-		•Spray paint white	•Sprayfärg vit	(S)(N)(DK)(SF)(IS)	2
	1396724-5	-	-	1	-	-		•Spray paint white	•Sprayfärg vit	EXC (S)(N)(DK)(SF)(IS)	2
6		-	-	-	-	-		Paint, STANDOX 2K, 1 l.	Färg, STANDOX 2K, 1l.	2)	
	9122050-9	1	-	-	-	-		•Paint black	•Färg svart		2
	1277321-4	-	1	-	-	-		•Paint mid red	•Färg mellanröd		2
	1277394-1	-	-	1	-	-		•Top coat white	•Täcklack vit		2
	1277010-3	-	1	1	-	-		•Hardener	•Härdare	0.5l	2
	1277011-1	-	1	1	-	-		•Hardener	•Härdare	1l	2
	1277012-9	-	1	1	-	-		•Hardener	•Härdare	5l	2
		-	-	-	-	-		Thinners 11012	Förtunning 11012		
	1277886-6	-	1	1	1	-		•Thinner	•Förtunningsmedel	(1277030) 1l	2
	1277885-8	-	1	1	1	-		•Thinner	•Förtunningsmedel	(1277031) 5l	2
		-	-	-	-	-		Thinners 7720	Förtunning 7720		
	1277034	-	1	1	1	-	OP	•Thinner	•Förtunningsmedel	1l	2
	1277035	-	1	1	1	-	OP	•Thinner	•Förtunningsmedel	5l	6

1) For conversion to 80 degrees C oven-drying. / För omvandling till 80 C ungstorkande.
2) Two-can paints and enamels. / Två komponent.

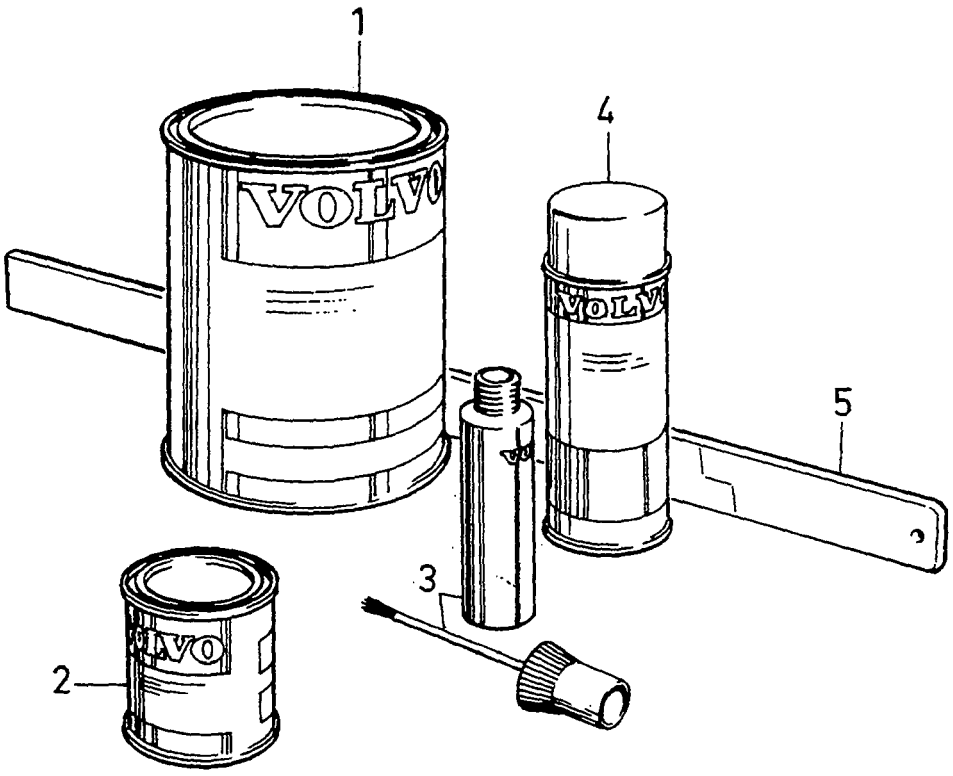

VOLVO
Genuine Parts
PV800 44996

A	130
B	200
C	400
D	401
E	406

PAINTS — FÄRG

Group / Grupp 89

Page / Sida 1047

CODE 130, 200, 400, 401, 406.

Fig	Part No. Artikel nr	Quantity / Antal A	B	C	D	E	PS	Description	Benämning	Notes Anmärkning	SR
1		-	-	-	-	-		Paint, metallic, air drying, 1 l.	Färg, metallic, lufttorkande, 1 l.		
	1207532-1	1	-	-	-	-		• Paint silver	• Färg silver		2
	1277447-7	-	1	-	-	-		• Paint dark blue	• Färg mörkblå		2
	1277803-1	-	-	1	-	-		• Paint beige	• Färg beige		2
	1277805-6	-	-	-	1	-		• Paint light brown	• Färg ljusbrun		2
	1277886-6	1	1	1	1	-		• Thinner	• Förtunningsmedel	(282854)	2
		-	-	-	-	-		Clear enamel, two-can	Klarlack, två komponent.		
	1277029-3	1	1	1	1	-		• Clear enamel	• Klarlack	1l	2
	1277010-3	1	1	1	1	-		• Hardener	• Härdare	0.5l	2
	1277886-6	1	1	1	1	-		• Thinner	• Förtunningsmedel	(1277030) 1l	2
2		-	-	-	-	-		Paint, air drying, 0,25 l.	Färg, lufttorkande, 0,25 l.		
	1277517-7	1	-	-	-	-		• Paint silver	• Färg silver		6
	1277568-0	-	1	-	-	-		• Paint dark blue	• Färg mörkblå		6
	1277804-9	-	-	1	-	-		• Paint beige	• Färg beige		2
	1277806-4	-	-	-	1	-		• Paint light brown	• Färg ljusbrun		2
	9122024-4	-	-	-	-	1		• Paint dark blue, metallic	• Färg mörkblå, metallic		2
3		-	-	-	-	-		Touch-up pen	Färgpenna		
	1396596-7	1	-	-	-	-		• Touch-up pen silver	• Färgpenna silver	(1128622)	3
	1396622-1	-	1	-	-	-		• Touch-up pen dark blue	• Färgpenna mörkblå	(1129740)	3
	1396632-0	-	-	1	-	-		• Touch-up pen beige	• Färgpenna beige	(1381008)	3
	1381047-8	-	-	-	1	-		• Touch-up pen light brown	• Färgpenna ljusbrun		2
4		-	-	-	-	-		Paint, spray can, 2 x 0,116 kg.	Färg, sprayförpackning, 2 x 0,116 kg.		
	1396537-1	1	-	-	-	-		• Spray paint silver	• Sprayfärg silver	(3681829) (S)(N)(DK)(SF)	2
	1396709-6	1	-	-	-	-		• Spray paint silver	• Sprayfärg silver	(3681829) EXC (S)(N)(DK)(SF)	2
	1396561-1	-	1	-	-	-		• Spray paint dark blue	• Sprayfärg mörkblå	(S)(N)(DK)(SF)(IS)	2
	1396726-0	-	1	-	-	-		• Spray paint dark blue	• Sprayfärg mörkblå	EXC (S)(N)(DK)(SF)(IS)	2
	1396571-0	-	-	1	-	-		• Spray paint beige	• Sprayfärg beige	(1381007) (S)(N)(DK)(SF)	2
	1396734-4	-	-	1	-	-		• Spray paint beige	• Sprayfärg beige	(1381007) EXC (S)(N)(DK)(SF)	2
	1381045-2	-	-	-	1	-		• Spray paint light brown	• Sprayfärg ljusbrun	(S)(SF)(DK)(N)	2
	1381046-0	-	-	-	1	-		• Spray paint light brown	• Sprayfärg ljusbrun	EXC (S)(SF)(DK)(N)	2
		1	1	1	1	-	KN	• • Paint	• • Färg		
		1	1	1	1	-	KN	• • Clear enamel	• • Klarlack		
5	9122017-8	1	1	1	1	-		Dipstick	Mätsticka		4

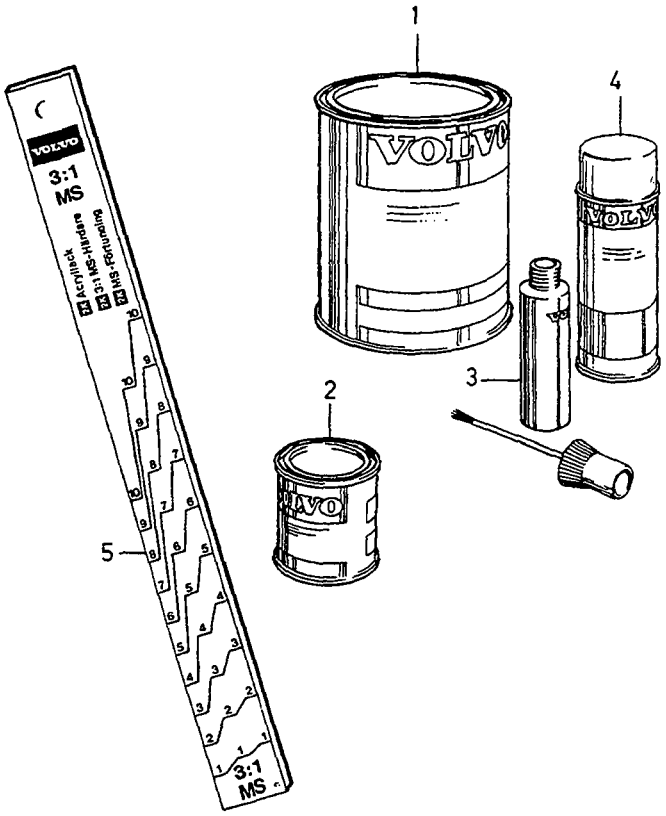

VOLVO
Genuine Parts
PV 800 44770

A	405
B	407
C	408
D	
E	

PAINTS FÄRG

Group / Grupp 89

Page / Sida 1049

CODE 405, 407, 408

Fig	Part No. Artikel nr	Quantity / Antal A	B	C	D	E	PS	Description	Benämning	Notes Anmärkning	SR
1		-	-	-	-	-		Paint, metallic, air drying, 1 l.	Färg, metallic, lufttorkande, 1 l.		
	1277979-9	1	-	-	-	-		• Paint silver	• Färg silver		2
		-	-	-	-	-		Paint, pearl, 1 l.	Färg, pearl, 1 l.		
	9122027-7	-	1	-	-	-		• Paint blue	• Färg blå		2
		-	-	-	-	-		Paint, pearl, 1 l.	Färg, pearl, 1 l.		
	9122025-1	-	-	1	-	-		• Paint red	• Färg röd		2
2		-	-	-	-	-		Paint, metallic, air drying, 0.25 l.	Färg, metallic, lufttorkande, 0,25 l		
	1277980-7	1	-	-	-	-		Paint silver	Färg silver		2
		-	-	-	-	-		Paint, pearl 0,25 l.	Färg, pearl, 0,25 l.		
	9122029-3	-	1	-	-	-		• Paint blue	• Färg blå		2
		-	-	-	-	-		Paint, pearl 0,25 l.	Färg, pearl, 0,25 l.		
	9122026-9	-	-	1	-	-		• Paint red	• Färg röd		2
3		-	-	-	-	-		Touch-up pen	Färgpenna		
	1381044-5	1	-	-	-	-		• Touch-up pen silver	• Färgpenna silver		2
4		-	-	-	-	-		Paint, spray can, 2x0,116kg.	Färg, sprayförpackning, 2x0,116kg.		
	1381042-9	1	-	-	-	-		• Spray paint silver	• Sprayfärg silver	(S)(N)(DK)(SF)(IS)	2
	1381043-7	1	-	-	-	-		• Spray paint silver	• Sprayfärg silver	EXC (S)(N)(DK)(SF)(IS)	2
5	9122017-8	1	-	-	-	-		Dipstick	Mätsticka		4

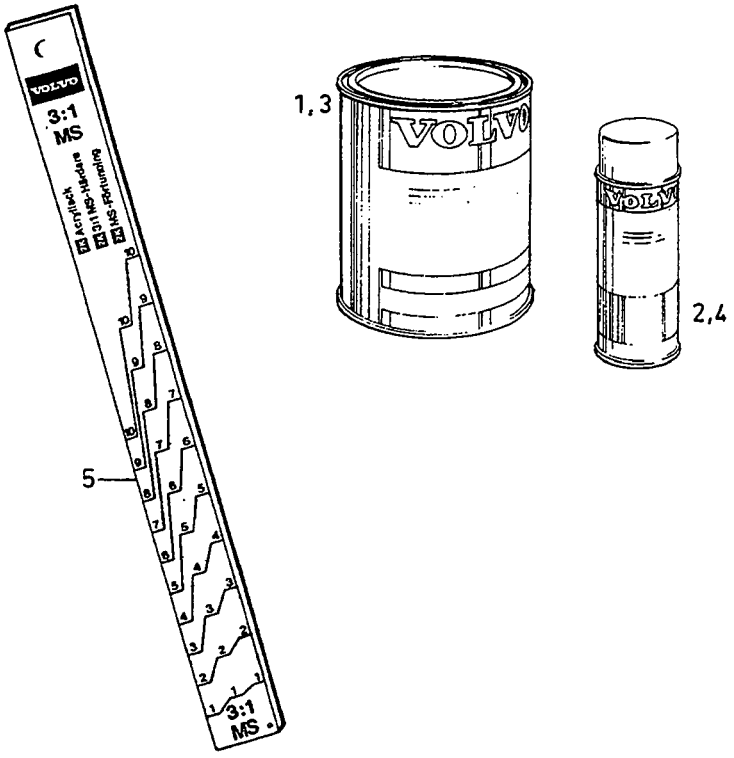

VOLVO
Genuine Parts
PV 800 44772

A
B
C
D
E

PAINTS, NON-CODED — FÄRG, EJ KODMÄRKTA

Group / Grupp 89

Page / Sida 1051

Fig	Part No. Artikel nr	Quantity / Antal A	B	C	D	E	PS	Description	Benämning	Notes Anmärkning	SR
1		-	-	-	-	-		Surfacer, air drying.	Grundfärg, lufttorkande.		
	1277576-3	X	-	-	-	-		• Primer grey	• Grundfärg grå	0.25l	6
		-	-	-	-	-		Primer, STANDOX 2K, two-can	Grundfärg STANDOX 2K, tvåkomponent		
	1277884-1	X	-	-	-	-		• Primer EP-GRUNDIERFULLER	• Grundfärg EP-GRUNDIERFULLER	1) (1277000) 1l	2
	1277888-2	X	-	-	-	-		• Primer Sealer	• Grundfärg Sealer	(1277371) 1l	2
	1277889-0	X	-	-	-	-		• Primer Sealer	• Grundfärg Sealer	(1277372) 5l	2
	1277011-1	X	-	-	-	-		• Hardener for Sealer	• Härdare för Sealer	(1277373) 2.5l	2
	1277376-8	X	-	-	-	-		• Primer Füllprimer	• Grundfärg Füllprimer	0.5l	2
	1277378-4	X	-	-	-	-		• Primer Füllprimer	• Grundfärg Füllprimer	3l	2
	1277377-6	X	-	-	-	-		• Hardener 1:1	• Härdare 1:1	0.5l	2
	1277379-2	X	-	-	-	-		• Hardener 1:1	• Härdare 1:1	3l	2
	1161342-9	X	-	-	-	-		Welding primer	Svetsprimer	0.5l (1161009)	6
		-	-	-	-	-		Paint, door arch	Färg, dörrbåge		
	9122015-2	X	-	-	-	-		• Paint anthracite grey	• Färg antracitgrå	1l	2
	9122016-0	X	-	-	-	-		• Paint anthracite grey	• Färg antracitgrå	0,25l	2
		-	-	-	-	-		Surfacer, air drying.	Grundfärg, lufttorkande.		
2	1396678-3	X	-	-	-	-		• Spray paint grey	• Sprayfärg grå	0.305kg. (S)(N)(DK)(SF)	3
	1396736-9	X	-	-	-	-		• Spray paint grey	• Sprayfärg grå	0.305kg. EXC (S)(N)(DK)(SF)(IS)	3
	1381015-5	X	-	-	-	-		• Spray paint red	• Sprayfärg röd	(2771918)(1396679)	5
	1381015-5	X	-	-	-	-		• Spray paint red	• Sprayfärg röd	2) 0.305kg	5
		-	-	-	-	-		Wheel paint, air drying.	Hjulfärg, lufttorkande.		
	1396681-7	X	-	-	-	-		• Spray paint grey	• Sprayfärg grå	(1128736) (S)(N)(DK)(SF)	3
	1396738-5	X	-	-	-	-		• Spray paint grey	• Sprayfärg grå	(1128736) EXC (S)(N)(DK)(SF)	3
3	277517-9	X	-	-	-	-		• Paint grey	• Färg grå	1l	6
		-	-	-	-	-		Engine paint, air drying.	Motorfärg, lufttorkande.		
	1277586-2	X	-	-	-	-		• Paint engine red red	• Motorfärg röd röd	0.25l	2
	279350-3	X	-	-	-	-		• Paint engine red red	• Motorfärg röd röd	1l	6
		-	-	-	-	-		Mat black, air drying.	Matt-svart, lufttorkande.		
	1277585-4	X	-	-	-	-		• Paint	• Färg	0.25l	2
	1277349-5	X	-	-	-	-		• Top coat	• Täcklack	1l	2
4	1396680-9	X	-	-	-	-		• Spray paint	• Sprayfärg	0.375kg (S)(N)(DK)(SF)(IS)	3
	1396737-7	X	-	-	-	-		• Spray paint	• Sprayfärg	0.375kg EXC (S)(N)(DK)(SF)(IS)	3
5	9122017-8	1	-	-	-	-		Dipstick	Mätsticka		4

1) With hardener / Med härdare.
2) Primer for zink plated surfaces. / Grundfärg för förzinkade ytor.

1

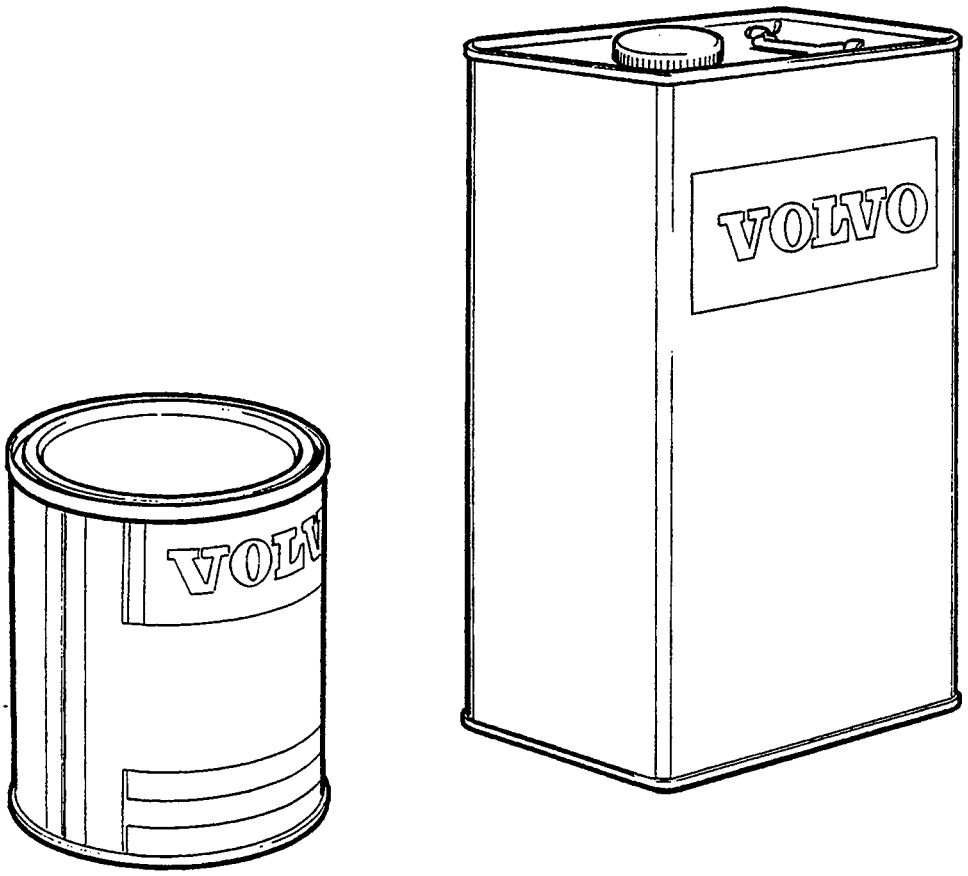

VOLVO
Genuine Parts
PV 800 44330

A	KH
B	2K
C	
D	
E	

THINNERS — FÖRTUNNING

Group / Grupp: 89

Page / Sida: 1053

Fig	Part No. / Artikel nr	Quantity / Antal A	B	C	D	E	PS	Description	Benämning	Notes / Anmärkning	SR
		X	-	-	-	-		Notes	Anmärkning	1)	
		-	X	-	-	-		Notes	Anmärkning	2)	
1	1277375-0	X	-	-	-	-		Thinner	Förtunningsmedel	1l	2
	1277374-3	X	-	-	-	-		Thinner	Förtunningsmedel	5l	2
	1277886-6	-	X	-	-	-		Thinner	Förtunningsmedel	1l (1277030) (282854)	2
	1277885-8	-	X	-	-	-		Thinner	Förtunningsmedel	5l (1277031) (277299)	2
	1277887-4	-	X	-	-	-		Thinner	Förtunningsmedel	3) 5l	2

1) KH synhetic resin paint. / KH konstharts lack.
2) 2K acrylic paints. / 2K acryllack.
3) Express thinner. / Expressförtunning.